



Universiteit
Leiden
The Netherlands

A search for transient reductions in the inflaton speed of sound in cosmological data, and other topics

Torrado Cacho, J.

Citation

Torrado Cacho, J. (2015, March 31). *A search for transient reductions in the inflaton speed of sound in cosmological data, and other topics*. *Casimir PhD Series*. Retrieved from <https://hdl.handle.net/1887/32593>

Version: Not Applicable (or Unknown)

License: [Licence agreement concerning inclusion of doctoral thesis in the Institutional Repository of the University of Leiden](#)

Downloaded from: <https://hdl.handle.net/1887/32593>

Note: To cite this publication please use the final published version (if applicable).

Cover Page



Universiteit Leiden



The handle <http://hdl.handle.net/1887/32593> holds various files of this Leiden University dissertation

Author: Torrado Cacho, Jesús

Title: A search for transient reductions in the speed of sound of the inflaton in cosmological data, and other topics

Issue Date: 2015-03-31

Chapter 5

Classification of symmetric toroidal orbifolds

Foreword

This chapter is based on the published paper

Classification of symmetric toroidal orbifolds

Maximilian Fischer, Michael Ratz, Jesús Torrado, and
Patrick K.S. Vaudrevange

Published in the Journal of High Energy Physics 1301 (2013) 084

Preprint in arXiv:1209.3906 [hep-th]

The results presented in it are the product of the combined effort of all its authors, with a special mention to Maximilian Fischer (though, as is customary in High Energy Theoretical Physics, the order of the authors is alphabetical).

As part of this Ph.D. thesis, I reproduce literally a major part of the original publication. In the parts in which my contribution was not significant, only the main results are shown, and discussions are referred to the published paper. This includes, in particular, the calculation of the residual SUSY and the Hodge numbers, and the classification of the non-Abelian cases. In addition, I made a major contribution to the ancillary products of the paper, both to the results and the algorithms used to compute them. These are not reproduced here for reasons of space, but they can be found in <http://einrichtungen.ph.tum.de/T30e/codes/ClassificationOrbifolds>.

Abstract

We provide a complete classification of six-dimensional symmetric toroidal orbifolds which yield $\mathcal{N} \geq 1$ supersymmetry in 4D for the heterotic string. Our strategy is based on a classification of crystallographic space groups in six dimensions. We find in total 520 inequivalent toroidal orbifolds, 162 of them with Abelian point groups such as \mathbb{Z}_3 , \mathbb{Z}_4 , \mathbb{Z}_6 -I etc. and 358 with non-Abelian point groups such as S_3 , D_4 , A_4 etc. We also briefly explore the properties of some orbifolds with Abelian point groups and $\mathcal{N} = 1$; in particular we comment on the possible mechanisms (local or non-local) of gauge symmetry breaking.

5.1 Introduction

Heterotic string model building has received an increasing attention in the past few years. The perhaps simplest heterotic compactifications are based on Abelian toroidal orbifolds [18, 19]. Unlike in the supergravity compactifications on Calabi-Yau manifolds one has a clear string theory description. In addition, the scheme is rich enough to produce a large number of candidate models that may yield a stringy completion of the (supersymmetric) standard model [35, 12] (for a review see e.g. [45]). At the same time, symmetric orbifolds have a rather straightforward geometric interpretation (cf. e.g. [40, 27, 13]). In fact, the geometric properties often have immediate consequences for the phenomenological features of the respective models. One obtains an intuitive understanding of discrete R symmetries in terms of remnants of the Lorentz group of compact space, of the appearance of matter as complete multiplets of the Grand Unified Theory (GUT), due to localization properties and gauge group topographies, as well as of flavor structures.

Despite their simplicity, symmetric toroidal orbifolds provide us with a large number of different settings, which have, rather surprisingly, not been fully explored up to now. In the past, different attempts of classifying parts of these compactifications have been made [3, 21, 26, 17]. As we shall see (in Section 5.5.1) some of these classifications are mutually not consistent, and incomplete. The perhaps most complete classification is due to Donagi and Wendland (DW) [21], who focus on $\mathbb{Z}_2 \times \mathbb{Z}_2$ orbifolds. In this chapter (and in the original publication) we provide a complete classification of symmetric Abelian and non-Abelian heterotic orbifolds that lead to $\mathcal{N} \geq 1$ supersymmetry (SUSY) in four dimensions.

The structure of this chapter is as follows: in Section 5.2 we discuss the tools used to construct toroidal orbifolds. Later, in Section 5.3, we present a way from crystallography to classify all possible space groups and apply it to string compactifications. Then, in Section 5.4 we impose the condition of $\mathcal{N} = 1$ SUSY in 4D (though in this chapter only a general explanation of the procedure is given, see the original publication [25] for details). Section 5.5 is devoted to a survey of the resulting orbifolds, and to a comparison with previous results from the literature [3, 21, 26, 17]. Finally, in Section 5.6 we briefly discuss our results.

In various appendices we collect more detailed information on our classification program. Appendix 5.A contains some details on lattices, in Appendix 5.B we survey the already known 2D orbifolds. The original publication [25] contains an additional appendix containing detailed tables of our results.

5.2 Construction of toroidal orbifolds

We start our discussion with the construction of toroidal orbifolds [18, 19]. There are two equivalent ways of constructing such objects: (i) one can start from the Euclidean space \mathbb{R}^n and divide out a discrete group S , the so-called space group. (ii) Alternatively, one can start with an n -dimensional lattice Λ , to be defined in detail in Section 5.2.2, which determines a torus \mathbb{T}^n and divide out some discrete symmetry group G . Note that G , the so-called orbifolding group as defined in Section 5.2.5, is in general not equal to the point group introduced in Section 5.2.3. That is, a toroidal orbifold is defined as

$$\mathbb{O} = \mathbb{R}^n/S = \mathbb{T}^n/G. \quad (5.1)$$

Even though we are mostly interested in the case $n = 6$ we will keep n arbitrary. In the following, we will properly define the concepts behind Equation (5.1), closely following [10].

5.2.1 The space group S

Let S be a discrete subgroup of the group of motions in \mathbb{R}^n , i.e. every element of S leaves the metric of the space invariant. If S contains n linearly independent translations, then it is called a space group (of degree n). Such groups appear already in crystallography: they are the symmetry groups of crystal structures, which in turn are objects whose symmetries comprise discrete translations.

Every element g of a space group S can be written as a composition of a mapping ϑ that leaves (at least) one point invariant and a translation by some vector $\boldsymbol{\lambda}$, i.e. $g = \boldsymbol{\lambda} \circ \vartheta$ for $g \in S$ (one can think of ϑ as a discrete rotation or inversion). This suggests to write a space group element as¹

$$g = (\vartheta, \boldsymbol{\lambda}), \quad (5.2)$$

and it acts on a vector $\boldsymbol{v} \in \mathbb{R}^n$ as

$$\boldsymbol{v} \xrightarrow{g} \vartheta \boldsymbol{v} + \boldsymbol{\lambda}. \quad (5.3)$$

Let $h = (\omega, \boldsymbol{\tau}) \in S$ be another space group element. Then the composition $h \circ g$ is given by $(\omega \vartheta, \omega \boldsymbol{\lambda} + \boldsymbol{\tau})$.

¹In the mathematical literature the reverse notation $g = (\boldsymbol{\lambda}, \vartheta)$ is also common, since the normal subgroup element is usually written to the left, and the lattice Λ is a normal subgroup of the space group.

5.2.2 The lattice Λ

Let S be a space group. The subgroup Λ of S consisting of all translations in S is the lattice of the space group. Note that for a general element $g = (\vartheta, \boldsymbol{\lambda}) \in S$ the vector $\boldsymbol{\lambda}$ does not need to be a lattice vector. Elements $g = (\vartheta, \boldsymbol{\lambda}) \in S$ with $\boldsymbol{\lambda} \notin \Lambda$ are called roto-translations.

Since a space group is required to contain n linear independent translations, every lattice contains a basis $\boldsymbol{\epsilon} = \{\mathbf{e}_i\}_{i \in \{1, \dots, n\}}$ and the full lattice is spanned by the \mathbf{e}_i (with integer coefficients), i.e. an element $\boldsymbol{\lambda} \in \Lambda$ can be written as $\boldsymbol{\lambda} = n_i \mathbf{e}_i$, summing over $i = 1, \dots, n$ and $n_i \in \mathbb{Z}$. Clearly, the choice of basis is not unique. For example, for a given lattice Λ take two bases $\boldsymbol{\epsilon} = \{\mathbf{e}_1, \dots, \mathbf{e}_n\}$ and $\boldsymbol{f} = \{\mathbf{f}_1, \dots, \mathbf{f}_n\}$ and define $B_{\boldsymbol{\epsilon}}$ and $B_{\boldsymbol{f}}$ as matrices whose columns are the basis vectors in $\boldsymbol{\epsilon}$ and \boldsymbol{f} , respectively. Then the change of basis is given by a unimodular matrix M (i.e. $M \in \text{GL}(n, \mathbb{Z})$) as

$$B_{\boldsymbol{\epsilon}} M = B_{\boldsymbol{f}}. \quad (5.4)$$

On the other hand, one can decide whether two bases $\boldsymbol{\epsilon}$ and \boldsymbol{f} span the same lattice by computing the matrix $M = B_{\boldsymbol{\epsilon}}^{-1} B_{\boldsymbol{f}}$ and checking whether or not it is an element of $\text{GL}(n, \mathbb{Z})$.

5.2.3 The point group P

For a space group S with elements of the form $(\vartheta, \boldsymbol{\lambda})$, the set P of all ϑ forms a finite group ([10, p. 15]), the so-called point group of S . The elements of a point group are sometimes called twists or rotations. However, in general a point group can also contain inversions and reflections, i.e. $\vartheta \in \text{O}(n)$.

The point group P of S maps the lattice of S to itself. Hence, similarly to the change of lattice bases, point group elements can be represented by $\text{GL}(n, \mathbb{Z})$ (i.e. unimodular) matrices. When written in the $\text{GL}(n, \mathbb{Z})$ basis, we append the twists by an index indicating the lattice basis, while the $\text{O}(n)$ (or $\text{SO}(n)$) representation of the twist is denoted without an index. For example, the twist $\vartheta \in \text{O}(n)$ is denoted as $\vartheta_{\boldsymbol{\epsilon}}$ in the lattice basis $\boldsymbol{\epsilon} = \{\mathbf{e}_1, \dots, \mathbf{e}_n\}$ such that $\vartheta \mathbf{e}_i = (\vartheta_{\boldsymbol{\epsilon}})_{ji} \mathbf{e}_j$ and $\vartheta_{\boldsymbol{\epsilon}} = B_{\boldsymbol{\epsilon}}^{-1} \vartheta B_{\boldsymbol{\epsilon}}$. Furthermore, under a change of basis as in Equation (5.4) the twist transforms according to

$$\vartheta_{\boldsymbol{f}} = M^{-1} \vartheta_{\boldsymbol{\epsilon}} M. \quad (5.5)$$

Given these definitions, and because the lattice is always a normal subgroup of the space group (i.e. rotation \circ translation \circ (rotation) $^{-1}$ = translation), the space group S has a semi-direct product structure iff the point group P is a subgroup of it, i.e. $P \subset S$. In that case

$$S = P \ltimes \Lambda, \quad (5.6)$$

and one can write the orbifold as

$$\mathbb{O} = \mathbb{R}^n / (P \ltimes \Lambda) = \mathbb{T}^n / P. \quad (5.7)$$

In general, however, the point group is not a subgroup of the space group and thus the space group is not necessarily a semi-direct product of its point group with its lattice. More precisely, in general the point group P is not equal to the orbifolding group G of Equation (5.1) because of the possible presence of roto-translations, as we will see in an example in Section 5.2.4.

5.2.4 Examples: space groups with \mathbb{Z}_2 point group

In this section, we give two examples of space groups in two dimensions with \mathbb{Z}_2 point group (see app. 5.B) in order to illustrate the discussion of the previous sections.

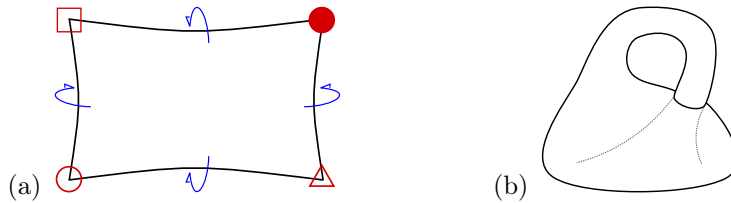


Figure 5.1: Two-dimensional examples: (a) “pillow” and (b) Klein bottle. In case (a) the arrows indicate a wrap-around and the symbols indicate fixed points.

A simple example: the “pillow”

The first of our examples is the well known two-dimensional “pillow”, see Figure 5.1(a). The space group S is generated as

$$S = \langle (\mathbb{1}, \mathbf{e}_1), (\mathbb{1}, \mathbf{e}_2), (\vartheta, \mathbf{0}) \rangle, \quad (5.8)$$

and can be realized as the semi-direct product of the oblique lattice Λ (see Appendix 5.A.3) and the point group $P = \{\mathbb{1}, \vartheta\}$. In detail, the lattice is given as $\Lambda = \{n_1 \mathbf{e}_1 + n_2 \mathbf{e}_2, n_i \in \mathbb{Z}\}$ using the basis $\mathbf{e} = \{\mathbf{e}_1, \mathbf{e}_2\}$. ϑ is a rotation by π , i.e. it acts on the lattice basis vectors as

$$\vartheta \mathbf{e}_i = -\mathbf{e}_i \quad \text{for} \quad i = 1, 2. \quad (5.9)$$

Therefore, it can be represented by a $\text{GL}(2, \mathbb{Z})$ matrix

$$\vartheta_{\mathbf{e}} = \begin{pmatrix} -1 & 0 \\ 0 & -1 \end{pmatrix}. \quad (5.10)$$

Since $\vartheta^2 = \mathbb{1}$, the point group is \mathbb{Z}_2 .

Another example: the Klein bottle

Let us take a look at a more advanced example: the space group of a Klein bottle, see Figure 5.1(b). Here, the space group is generated by two orthogonal lattice vectors (which thus span a primitive rectangular lattice Λ) $\{\mathbf{e}_1, \mathbf{e}_2\}$, and an additional element g ,

$$S = \langle (\mathbb{1}, \mathbf{e}_1), (\mathbb{1}, \mathbf{e}_2), g \rangle \quad \text{with} \quad g = (\vartheta, \frac{1}{2}\mathbf{e}_1) \quad \text{and} \quad \vartheta_{\mathbf{c}} = \begin{pmatrix} 1 & 0 \\ 0 & -1 \end{pmatrix}. \quad (5.11)$$

g acts on a vector $\mathbf{v} = v^1\mathbf{e}_1 + v^2\mathbf{e}_2$ as

$$\mathbf{v} \xrightarrow{g} \vartheta \mathbf{v} + \frac{1}{2}\mathbf{e}_1 = v^1\mathbf{e}_1 - v^2\mathbf{e}_2 + \frac{1}{2}\mathbf{e}_1. \quad (5.12)$$

Notice that even though the point group is \mathbb{Z}_2 (i.e. $\vartheta^2 = \mathbb{1}$), g generates a finite group isomorphic to \mathbb{Z}_2 only on the torus $\mathbb{T}^2 = \mathbb{R}^2/\Lambda$, but not on the Euclidean space \mathbb{R}^2 , because $g^2 = (\mathbb{1}, \mathbf{e}_1) \neq (\mathbb{1}, \mathbf{0})$. In other words, since the generator g also contains a translation $\frac{1}{2}\mathbf{e}_1 \notin \Lambda$, it is not a point group element but a roto-translation.

Obviously, this space group cannot be written as a semi-direct product of a lattice and a point group, as is always the case when we have roto-translations.

5.2.5 The orbifolding group G

Due to the possible presence of roto-translations, it is clear that in general space groups cannot be described by lattices and point groups only. Therefore, we will need to define an additional object, the orbifolding group (see [21]). Loosely speaking, the orbifolding group G is generated by those elements of S that have a non-trivial twist part, identifying elements which differ by a lattice translation. Hence, if there are no roto-translations the orbifolding group G is equal to the point group P . In other words, the orbifolding group may contain space group elements with non-trivial, non-lattice translational parts. Combining the orbifolding group G and the torus lattice Λ generates the space group $S = \langle \{G, \Lambda\} \rangle$.

Hence, we can define the orbifold as

$$\mathbb{O} = \mathbb{R}^n/S = \mathbb{R}^n/\langle \{G, \Lambda\} \rangle = (\mathbb{R}^n/\Lambda)/G = \mathbb{T}^n/G. \quad (5.13)$$

Orbifolds can be manifolds (see e.g. Figure 5.1(b)), but in general, they come with singularities which can not be endowed with smooth maps (see e.g. Figure 5.1(a)).

5.3 Equivalences of space groups

In the context of string orbifold compactifications, some physical properties of a given model directly depend on the choice of its space group. These features are

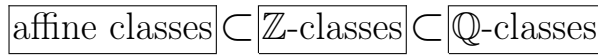


Figure 5.2: Sketch of the classification of space groups.

common to whole sets of space groups and can be related to some mathematical properties. Using the latter, one can define equivalence classes of space groups. In detail, there are three kinds of equivalence classes suitable to sort space groups S with certain physical and corresponding mathematical properties. These classes are:

1. the \mathbb{Q} -class (see Section 5.3.3) determines the point group P contained in S and hence the number of supersymmetries in 4D and the number of geometrical moduli;
2. the \mathbb{Z} -class (see Section 5.3.2) determines the lattice Λ of S and hence the nature of the geometrical moduli;
3. the affine class (see Section 5.3.1) determines the flavor group and the nature of gauge symmetry breaking (i.e. local vs. non-local gauge symmetry breaking).

Each \mathbb{Q} -class can contain several \mathbb{Z} -classes and each \mathbb{Z} -class can contain several affine classes, see Figure 5.2. In other words, for every point group there can be several inequivalent lattices and for every lattice there can be several inequivalent choices for the orbifolding group (i.e. with or without roto-translations).

In the following, we will discuss in detail why the concept of affine classes is advantageous to classify physically inequivalent space groups. This is standard knowledge among crystallographers and can for instance be found in more detail in [10].

5.3.1 Affine classes of space groups

Two space groups S_1 and S_2 of degree n belong to the same affine class (i.e. $S_1 \sim S_2$) if there is an affine mapping $f : \mathbb{R}^n \rightarrow \mathbb{R}^n$ such that

$$f^{-1} S_1 f = S_2 . \tag{5.14}$$

An affine mapping $f = (A, t)$ on \mathbb{R}^n consists of a translation t and a linear mapping A , that is, it allows for rescalings and rotations. Therefore, this definition enables us to distinguish between space groups that actually describe different symmetries and space groups which are just the ones we already know, looked upon from a different angle or distance. Then, for a given representative space group of an affine class a non-trivial affine transformation A that leaves the point group invariant (i.e. $A^{-1} P A = P$) corresponds to a change of the geometrical data. In the context of superstring compactifications this corresponds to a change of values

of the geometrical moduli. That is, affine transformations amount to moving in the moduli space of the respective compactification. Hence, we will only be interested in one representative for every affine class.

It turns out that, for a given dimension n , there exists only a finite number of affine classes of space groups [10, p. 10]. Hence, classifying all affine classes of space groups enables a complete classification of orbifolds for a fixed number of dimensions. In this chapter, we focus on the six-dimensional case.

Example in two dimensions

Let us illustrate this at the $\mathbb{T}^2/\mathbb{Z}_2$ example, or “pillow”, with $\vartheta = -\mathbb{1}$ given in Section 5.2.4. As discussed there, the lattice is oblique, i.e. one can choose any linear independent vectors \mathbf{e}_1 and \mathbf{e}_2 as basis vectors. Define a space group S by choosing

$$\mathbf{e}_1 = \begin{pmatrix} r_1 \\ 0 \end{pmatrix} \quad \text{and} \quad \mathbf{e}_2 = \begin{pmatrix} r_2 \cos(\alpha) \\ r_2 \sin(\alpha) \end{pmatrix}. \quad (5.15)$$

This space group is in the same affine class as \tilde{S} with basis vectors

$$\tilde{\mathbf{e}}_1 = \begin{pmatrix} 1 \\ 0 \end{pmatrix} \quad \text{and} \quad \tilde{\mathbf{e}}_2 = \begin{pmatrix} 0 \\ 1 \end{pmatrix}. \quad (5.16)$$

This can be seen explicitly using the affine transformation $f = (A, \mathbf{0})$ with

$$A = \begin{pmatrix} r_1 & r_2 \cos(\alpha) \\ 0 & r_2 \sin(\alpha) \end{pmatrix} \quad \text{and} \quad A^{-1} = \begin{pmatrix} \frac{1}{r_1} & -\frac{1}{r_1 \tan(\alpha)} \\ 0 & \frac{1}{r_2 \sin(\alpha)} \end{pmatrix}. \quad (5.17)$$

Take an arbitrary element $g = (\vartheta, n_i \mathbf{e}_i)$ with $n_i \in \mathbb{Z}$ for $i = 1, 2$. Then

$$(f^{-1} g f)(\mathbf{x}) = (f^{-1} g)(A\mathbf{x}) = f^{-1}(\vartheta A\mathbf{x} + n_i \mathbf{e}_i) \quad (5.18a)$$

$$= \vartheta \mathbf{x} + A^{-1}(n_i \mathbf{e}_i) = \vartheta \mathbf{x} + n_i \tilde{\mathbf{e}}_i = \tilde{g} \mathbf{x} \quad (5.18b)$$

for $\mathbf{x} \in \mathbb{R}^2$ and $\tilde{g} = (\vartheta, n_i \tilde{\mathbf{e}}_i) \in \tilde{S}$. Therefore, $S \sim \tilde{S}$ and there is only one affine class of $\mathbb{T}^2/\mathbb{Z}_2$ space groups with $\vartheta = -\mathbb{1}$.

This should be compared with the $\mathbb{T}^2/\mathbb{Z}_3$ orbifold (see app. 5.B), where the angle between the basis vectors \mathbf{e}_i and their length ratio are fixed, such that the corresponding moduli space is different. Hence, it is clear that $\mathbb{T}^2/\mathbb{Z}_2$ and $\mathbb{T}^2/\mathbb{Z}_3$ are two different orbifolds. This demonstrates the advantages of using affine classes for the classification of space groups.

5.3.2 \mathbb{Z} -classes of space groups

As discussed above, we can sort space groups into affine classes. This can be refined further by grouping affine classes according to common properties of their

point groups. Following the argument in Section 5.2.3, the elements of the point group can be written in the lattice basis as elements of $\text{GL}(n, \mathbb{Z})$. Therefore, a point group is a finite subgroup of the unimodular group on \mathbb{Z} .

Take two space groups S_1 and S_2 . For $i = 1, 2$, the space group S_i contains a lattice Λ_i and its point group in the lattice basis is denoted by P_i , i.e. $P_i \subset \text{GL}(n, \mathbb{Z})$. Then, the two space groups belong to the same \mathbb{Z} -class (or in other words to the same arithmetic crystal class) if there exists an unimodular matrix U (i.e. $U \in \text{GL}(n, \mathbb{Z})$) such that (cf. the parallel discussion around Equation (5.14))

$$U^{-1} P_1 U = P_2, \quad (5.19)$$

see Equation (5.5). That is, if the point groups are related by a change of lattice basis (using U), the space groups belong to the same \mathbb{Z} -class. Hence, \mathbb{Z} -classes classify the inequivalent lattices.

If two space groups belong to the same \mathbb{Z} -class, they have the same *form space* (see app. 5.A.1) and, physically, they possess the same amount and nature of geometrical moduli. However, as we have stressed before, space groups from the same \mathbb{Z} -class are not necessarily equivalent because of the possible presence of roto-translations. In other words, space groups from the same \mathbb{Z} -class can belong to different affine classes and can hence be inequivalent.

5.3.3 \mathbb{Q} -classes of space groups

As before in Section 5.3.2, take two space groups S_1 and S_2 . For $i = 1, 2$, the point group in the lattice basis associated to the space group S_i is denoted by P_i , i.e. $P_i \subset \text{GL}(n, \mathbb{Z})$. Then, the two space groups belong to the same \mathbb{Q} -class (or in other words to the same geometric crystal class) if there exists a matrix $V \in \text{GL}(n, \mathbb{Q})$ such that

$$V^{-1} P_1 V = P_2. \quad (5.20)$$

Obviously, if two space groups belong to the same \mathbb{Z} -class they also belong to the same \mathbb{Q} -class, hence the inclusion sketch in Figure 5.2. In contrast to \mathbb{Z} -classes, \mathbb{Q} -classes do not distinguish between inequivalent lattices. However, if two space groups belong to the same \mathbb{Q} -class, the commutation relations and the orders of the corresponding point groups are the same. Therefore, they are isomorphic as crystallographic point groups. They also possess form spaces of the same dimension, i.e. they have the same number of moduli. What is important for physics is that all space groups in the same \mathbb{Q} -class share a common holonomy group (cf. Section 5.4). This allows us to identify settings that yield $\mathcal{N} = 1$ SUSY in 4D. In particular, in order to determine the number of SUSY generators, it is sufficient to consider only one representative from every \mathbb{Q} -class.

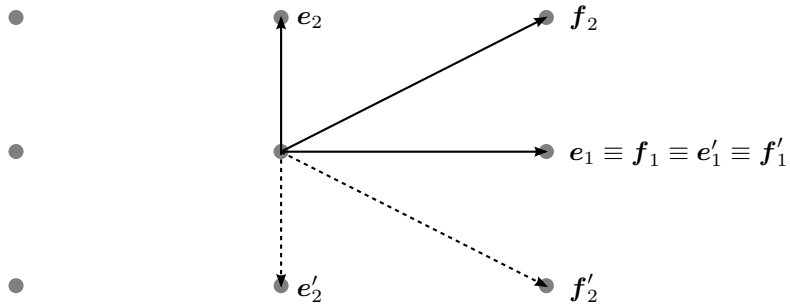


Figure 5.3: Two different bases for the p-rectangular lattice: $\mathbf{e} = \{\mathbf{e}_1, \mathbf{e}_2\}$ and $\mathbf{f} = \{\mathbf{f}_1, \mathbf{f}_2\}$, and the action of the point group generator (primed vectors).

5.3.4 Some examples

Before going to six dimensions, let us illustrate the above definitions with some easy examples of two-dimensional \mathbb{Z}_2 orbifolds, taken from Appendix 5.B.

Space groups in the same \mathbb{Z} -class

Consider the affine class $\mathbb{Z}_2\text{-II-1-1}$, as defined in Appendix 5.B. As there are no roto-translations, the orbifolding group is equal to the point group and is generated by ϑ , a reflection at the horizontal axis. Now, let this reflection act on a lattice, first spanned by the basis vectors $\mathbf{e} = \{\mathbf{e}_1, \mathbf{e}_2\}$ and second spanned by $\mathbf{f} = \{\mathbf{f}_1, \mathbf{f}_2\}$, see Figure 5.3. The two corresponding space groups read

$$S_{\mathbf{e}} = \langle (\vartheta, \mathbf{0}), (\mathbf{1}, \mathbf{e}_1), (\mathbf{1}, \mathbf{e}_2) \rangle \quad \text{with} \quad \vartheta_{\mathbf{e}} = \begin{pmatrix} 1 & 0 \\ 0 & -1 \end{pmatrix}, \quad (5.21)$$

$$S_{\mathbf{f}} = \langle (\vartheta, \mathbf{0}), (\mathbf{1}, \mathbf{f}_1), (\mathbf{1}, \mathbf{f}_2) \rangle \quad \text{with} \quad \vartheta_{\mathbf{f}} = \begin{pmatrix} 1 & 2 \\ 0 & -1 \end{pmatrix}, \quad (5.22)$$

where $\vartheta_{\mathbf{e}} \neq \vartheta_{\mathbf{f}}$ because they are given in their corresponding lattice bases. However, it is easy to see that they are related by the $\text{GL}(2, \mathbb{Z})$ transformation

$$U = \begin{pmatrix} 1 & 1 \\ 0 & 1 \end{pmatrix} \quad \text{with} \quad U^{-1} \vartheta_{\mathbf{e}} U = \vartheta_{\mathbf{f}}, \quad (5.23)$$

cf. Equation (5.19). Therefore, they belong to the same \mathbb{Z} -class. Hence, as we actually knew from the start, they act on the same lattice and the matrix U just defines the associated change of basis precisely as in Equation (5.4).

Space groups in the same \mathbb{Q} -class, but different \mathbb{Z} -classes

Next, consider the space groups,

$$S_{1-1} = \langle (\vartheta_{1-1}, 0), (\mathbf{1}, \mathbf{e}_1), (\mathbf{1}, \mathbf{e}_2) \rangle \quad \text{with} \quad \vartheta_{1-1, \epsilon} = \begin{pmatrix} 1 & 0 \\ 0 & -1 \end{pmatrix}, \quad (5.24)$$

$$S_{2-1} = \langle (\vartheta_{2-1}, 0), (\mathbf{1}, \mathbf{f}_1), (\mathbf{1}, \mathbf{f}_2) \rangle \quad \text{with} \quad \vartheta_{2-1, f} = \begin{pmatrix} 0 & 1 \\ 1 & 0 \end{pmatrix}, \quad (5.25)$$

with lattices spanned by $\mathbf{e}_1 = (1, 0)$, $\mathbf{e}_2 = (0, 1)$ and $\mathbf{f}_1 = (1/2, 1/2)$, $\mathbf{f}_2 = (1/2, -1/2)$, respectively. The first space group belongs to the affine class $\mathbb{Z}_2\text{-II-1-1}$ and the second one to $\mathbb{Z}_2\text{-II-2-1}$, see Appendix 5.B. If we try to find the transformation V from Equation (5.20) that fulfills $V^{-1} \vartheta_{1-1, \epsilon} V = \vartheta_{2-1, f}$ we see that

$$V = \begin{pmatrix} x & x \\ y & -y \end{pmatrix} \quad \text{with} \quad x, y \in \mathbb{Q}. \quad (5.26)$$

But for all values of x and y for which V^{-1} exists, either V or V^{-1} has non-integer entries. Therefore, the space groups $\mathbb{Z}_2\text{-II-1-1}$ and $\mathbb{Z}_2\text{-II-2-1}$ belong to the same \mathbb{Q} -class, but to different \mathbb{Z} -classes. In other words, these space groups are defined with inequivalent lattices. Indeed, the first space group possesses a primitive rectangular lattice, while the second one has a centered rectangular lattice, as we will see in detail in the following.

The effect of including additional translations

There is an alternative way of seeing the relationship between the two space groups of the last example: one can amend one of the space groups by an additional translation. In general, this gives rise to a new lattice, and consequently to a different \mathbb{Z} -class.

In our case, let us take the $\mathbb{Z}_2\text{-II-1-1}$ affine class and add the non-lattice translation

$$\boldsymbol{\tau} = \frac{1}{2}(\mathbf{e}_1 + \mathbf{e}_2) \quad (5.27)$$

to its space group. If we incorporate this translation into the lattice, we notice that this element changes the original primitive rectangular lattice to a centered rectangular lattice, with a fundamental cell of half area. The new lattice (see Figure 5.4) can be spanned by the basis vectors $\boldsymbol{\tau}$ and $\mathbf{e}_1 - \boldsymbol{\tau}$.

We can interpret the inclusion of this additional translation as a “change of basis”, see Equation (5.4), but now generated by a matrix $M \in \text{GL}(2, \mathbb{Q})$ instead of one from $\text{GL}(2, \mathbb{Z})$. The transformation looks like

$$B_{\epsilon} M = B_{\tau} \quad \text{with} \quad M = \begin{pmatrix} 1/2 & 1/2 \\ 1/2 & -1/2 \end{pmatrix}, \quad (5.28)$$

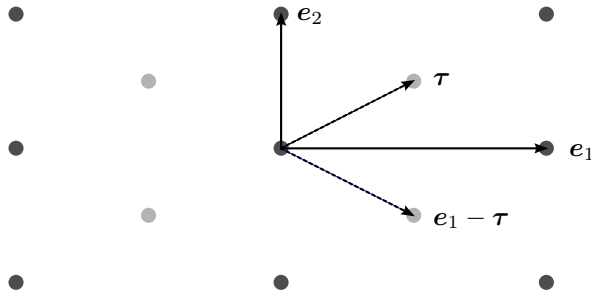


Figure 5.4: Change of a lattice by an additional translation: the basis of the original lattice is solid, the basis of the new one dashed. The additional lattice points are light gray. The action of ϑ is a reflection at the horizontal axis. Therefore, it maps e_1 to itself, e_2 to its negative and interchanges τ and $e_1 - \tau$.

where B_e and B_τ are matrices whose columns are (e_1, e_2) and $(\tau, e_1 - \tau)$, respectively. M is precisely the matrix in Equation (5.26) with values $x = y = 1/2$. Performing this basis change, the twist has to be transformed accordingly. Hence, the two \mathbb{Z} -classes are related by a $\text{GL}(2, \mathbb{Q})$ transformation M and the new space group with lattice B_τ is $\mathbb{Z}_2\text{-II-}2-1$. The geometrical action of the twist, however, is the same in both cases: it is a reflection at the horizontal axis (see Figure 5.4). That is the reason for the name geometrical crystal classes for \mathbb{Q} -classes. A general method for including additional translations can be found in Appendix 5.A.2.

The method of using additional translations has been used in [21] and [17] in order to classify six-dimensional space groups with point groups $\mathbb{Z}_N \times \mathbb{Z}_N$ for $N = 2, 3, 4, 6$ (the classification of [17] is not fully exhaustive, see Section 5.5.1). In these works, the authors start with factorized lattices, i.e. lattices which are the orthogonal sum of three two-dimensional sublattices, on which the twists act diagonally. Then, in a second step additional translations are introduced. As we have shown here, adding such translations is equivalent to switching between \mathbb{Z} -classes in the same \mathbb{Q} -class. Hence, if one considers all possible lattices (\mathbb{Z} -classes) additional translations do not give rise to new orbifolds.

Space groups in different \mathbb{Q} -classes

Finally, consider the affine classes $\mathbb{Z}_2\text{-I-}1-1$ and $\mathbb{Z}_2\text{-II-}1-1$ defined in Appendix 5.B. If we try to find a transformation between both space groups generators, see Equation (5.20),

$$V^{-1} \begin{pmatrix} -1 & 0 \\ 0 & -1 \end{pmatrix} V = \begin{pmatrix} 1 & 0 \\ 0 & -1 \end{pmatrix} \Leftrightarrow \begin{pmatrix} -1 & 0 \\ 0 & -1 \end{pmatrix} V = V \begin{pmatrix} 1 & 0 \\ 0 & -1 \end{pmatrix}, \quad (5.29)$$

we obtain

$$V = \begin{pmatrix} 0 & x \\ 0 & y \end{pmatrix} \notin \mathrm{GL}(2, \mathbb{Q}) \quad \forall x, y. \quad (5.30)$$

Therefore, the space groups $\mathbb{Z}_2\text{-I-1-1}$ and $\mathbb{Z}_2\text{-II-1-1}$ belong to different \mathbb{Q} -classes (and also to different \mathbb{Z} -classes). That is, the point groups are inequivalent: the twist of the first point group is a reflection at the origin and the twist of the second point group is a reflection at the horizontal axis.

5.4 Classification of space groups

In this section we describe our strategy to classify all inequivalent space groups for the compactification of the heterotic string to four dimensions with $\mathcal{N} = 1$ SUSY.

5.4.1 Classification strategy

The amount of residual supersymmetry exhibited by the 4D effective theory is related to the holonomy group of the compact space [14]. In detail, for the heterotic string the number \mathcal{N} of residual SUSY in 4D is given by the number of covariantly constant spinors and, therefore, depends on the holonomy group. For example, a trivial holonomy group yields four covariantly constant spinors and hence $\mathcal{N} = 4$ in 4D. On the other hand, one gets $\mathcal{N} = 1$ SUSY in 4D for $\mathrm{SU}(3)$ holonomy.

In the context of orbifolds, one can relate the holonomy group to the point group [19]. Orbifold compactifications preserve four-dimensional supersymmetry if the point group is a discrete subgroup of $\mathrm{SU}(3)$. The holonomy group and hence the amount of unbroken SUSY is the same for all members of a given \mathbb{Q} -class. Therefore, we start our classification with the identification of all \mathbb{Q} -classes (i.e. point groups) that are subgroups of $\mathrm{SU}(3)$. Then, for each \mathbb{Q} -class we identify all \mathbb{Z} -classes (i.e. lattices) and finally construct for each \mathbb{Z} -class all affine classes (i.e. roto-translations).

In more detail, our strategy reads:

1. Choose a \mathbb{Q} -class and find a representative P of it.²
2. Check that P is a subgroup of $\mathrm{SO}(6)$ rather than $\mathrm{O}(6)$.
3. Verify that P is a subgroup of $\mathrm{SU}(3)$.
4. Find every possible \mathbb{Z} -class inside that \mathbb{Q} -class.
5. Find every possible affine class inside each one of those \mathbb{Z} -classes.

²A discussion about the possible orders of the elements of the point group, and therefore the possible point groups, can be found in Appendix 5.B.

There exists a catalog of every possible affine class in up to six dimensions classified into \mathbb{Z} - and \mathbb{Q} -classes [47]. Furthermore, one can access this catalog easily using the software CARAT [48]. In detail, the command `Q_catalog` lists all \mathbb{Q} -classes, the command `QtoZ` lists all \mathbb{Z} -classes of a given \mathbb{Q} -class and, finally, the command `Extensions` lists all affine classes of a given \mathbb{Z} -class. Hence, the main open question is to decide whether a given representative of a \mathbb{Q} -class is a subgroup of $SU(3)$.

5.4.2 Residual SUSY

We start by verifying that $P \subset SO(6)$. CARAT offers representatives for all \mathbb{Q} -classes, i.e. it gives the generators of the point group P in some (unspecified) lattice basis \mathfrak{e} as $GL(6, \mathbb{Z})$ matrices $\vartheta_{\mathfrak{e}}$. One can check whether or not the determinant equals +1 for all generators of P in the $GL(6, \mathbb{Z})$ form given by CARAT. This allows us to determine whether or not $P \subset SO(6)$.

Next, we recall that the matrices $\vartheta_{\mathfrak{e}} \in P$ originate from the six-dimensional representation $\mathbf{6}$ of $SO(6)$. One way to check that P is a subgroup of $SU(3)$ is to consider the breaking of the $\mathbf{6}$ into representations of $SU(3)$,

$$\mathbf{6} \rightarrow \mathbf{3} \oplus \bar{\mathbf{3}}. \quad (5.31)$$

On the other hand, the six-dimensional representation is, in general, a reducible representation of the point group P . Hence, it can be decomposed

$$\mathbf{6} \rightarrow \mathbf{a} \oplus \mathbf{b} \oplus \dots \quad (5.32)$$

into irreducible representations $\mathbf{a}, \mathbf{b}, \dots$ of P .

If P is a subgroup of $SU(3)$ this decomposition has to be of the kind

$$\mathbf{6} \rightarrow \mathbf{a} \oplus \bar{\mathbf{a}}, \quad (5.33)$$

where \mathbf{a} denotes some (in general reducible) representation of P originating from the $\mathbf{3}$ of $SU(3)$ and $\bar{\mathbf{a}}$ its complex conjugate (from $\bar{\mathbf{3}}$ of $SU(3)$). In addition, one needs to know the explicit matrix representation of \mathbf{a} in order to check that the determinant is +1. Then $P \subset SU(3)$ and at least $\mathcal{N} = 1$ SUSY survives the compactification of the heterotic string on the corresponding orbifold.

The full detailed procedure can be found in section 4.2 of the original publication [25].

5.5 Results: classification of toroidal orbifolds

We perform a systematic classification of space groups that keep (at least) $\mathcal{N} = 1$ SUSY in four dimensions unbroken. As discussed in Section 5.3, the amount of unbroken supersymmetry depends only on the \mathbb{Q} -class (i.e. point group). Using CARAT we know that there are 7103 \mathbb{Q} -classes in six dimensions. Out of those,

we find 60 \mathbb{Q} -classes with $\mathcal{N} \geq 1$ SUSY where 52 lead to precisely $\mathcal{N} = 1$, see Table 5.1 for a summary of the results. The 60 cases split into 22 Abelian and 38 non-Abelian \mathbb{Q} -classes, where the Abelian cases were already known in the literature. By contrast, most of the 38 non-Abelian \mathbb{Q} -classes have not been used in orbifold compactifications before. Starting from these 60 \mathbb{Q} -classes we construct all possible \mathbb{Z} - and affine classes (i.e. lattices and roto-translations). In the following we discuss them in detail: Sections 5.5.1 and 5.5.2 are devoted to the Abelian and non-Abelian case, respectively.

# of generators	# of SUSY	Abelian	non-Abelian
1	$\mathcal{N} = 4$	1	0
	$\mathcal{N} = 2$	4	0
	$\mathcal{N} = 1$	9	0
		14	0
2	$\mathcal{N} = 4$	0	0
	$\mathcal{N} = 2$	0	3
	$\mathcal{N} = 1$	8	32
		8	35
3	$\mathcal{N} = 4$	0	0
	$\mathcal{N} = 2$	0	0
	$\mathcal{N} = 1$	0	3
		0	3
total:	$\mathcal{N} = 4$	1	0
	$\mathcal{N} = 2$	4	3
	$\mathcal{N} = 1$	17	35
		22	38

Table 5.1: Summary of the classification of all point groups with at least $\mathcal{N} = 1$ SUSY. Out of 7103 cases obtained from CARAT there are 60 point groups with $\mathcal{N} \geq 1$ SUSY where 52 have exactly $\mathcal{N} = 1$.

5.5.1 Abelian toroidal orbifolds

Our results

Restricting ourselves to Abelian point groups, we find 17 point groups with $\mathcal{N} = 1$ SUSY, four cases with $\mathcal{N} = 2$ and one case (i.e. the trivial point group) with $\mathcal{N} = 4$ supersymmetry. Next, we classify all \mathbb{Z} - and affine classes. For the 17 point groups with $\mathcal{N} = 1$ it turns out that there are in total 138 inequivalent space groups with Abelian point group and $\mathcal{N} = 1$. Many of them were unknown before. The results are summarized in Table 5.2. More details including the generators of the orbifolding group G , the nature of gauge symmetry breaking (i.e. local or non-local) and the Hodge numbers $(h^{(1,1)}, h^{(2,1)})$ can be found in Appendix C.1 in the

original publication [25], which also includes, on the corresponding section to the present one, a comment on the distribution of the Hodge numbers and the effect of them in the amount of Standard Model generations.

label of \mathbb{Q} -class	twist vector(s)	# of \mathbb{Z} -classes	# of affine classes
\mathbb{Z}_3	$\frac{1}{3}(1, 1, -2)$	1	1
\mathbb{Z}_4	$\frac{1}{4}(1, 1, -2)$	3	3
\mathbb{Z}_6 -I	$\frac{1}{6}(1, 1, -2)$	2	2
\mathbb{Z}_6 -II	$\frac{1}{6}(1, 2, -3)$	4	4
\mathbb{Z}_7	$\frac{1}{7}(1, 2, -3)$	1	1
\mathbb{Z}_8 -I	$\frac{1}{8}(1, 2, -3)$	3	3
\mathbb{Z}_8 -II	$\frac{1}{8}(1, 3, -4)$	2	2
\mathbb{Z}_{12} -I	$\frac{1}{12}(1, 4, -5)$	2	2
\mathbb{Z}_{12} -II	$\frac{1}{12}(1, 5, -6)$	1	1
$\mathbb{Z}_2 \times \mathbb{Z}_2$	$(0, 1, -1), \frac{1}{2}(1, 0, -1)$	12	35
$\mathbb{Z}_2 \times \mathbb{Z}_4$	$(0, 1, -1), \frac{1}{4}(1, 0, -1)$	10	41
$\mathbb{Z}_2 \times \mathbb{Z}_6$ -I	$(0, 1, -1), \frac{1}{6}(1, 0, -1)$	2	4
$\mathbb{Z}_2 \times \mathbb{Z}_6$ -II	$(0, 1, -1), \frac{1}{6}(1, 1, -2)$	4	4
$\mathbb{Z}_3 \times \mathbb{Z}_3$	$(0, 1, -1), \frac{1}{3}(1, 0, -1)$	5	15
$\mathbb{Z}_3 \times \mathbb{Z}_6$	$(0, 1, -1), \frac{1}{6}(1, 0, -1)$	2	4
$\mathbb{Z}_4 \times \mathbb{Z}_4$	$(0, 1, -1), \frac{1}{4}(1, 0, -1)$	5	15
$\mathbb{Z}_6 \times \mathbb{Z}_6$	$(0, 1, -1), \frac{1}{6}(1, 0, -1)$	1	1
# of Abelian $\mathcal{N} = 1$		60	138

Table 5.2: Summary of all space groups with Abelian point group and $\mathcal{N} = 1$ SUSY. The corresponding table in the original publication [25] also contains the identification information of each of these \mathbb{Q} -classes in CARAT and the ‘‘GAPID’’ of their point groups in the algebra software GAP.

The results are also available as input for the orbifolder [46], a tool to study the low energy phenomenology of heterotic orbifolds. We have created input files for the orbifolder, which we have made available at

[http://einrichtungen.physik.tu-muenchen.de/T30e/codes/
ClassificationOrbifolds/](http://einrichtungen.physik.tu-muenchen.de/T30e/codes/ClassificationOrbifolds/) .

There is a geometry file for each of the 138 affine classes, and one model file per \mathbb{Q} -class, that contains a model with standard embedding for each of the corresponding affine classes in that \mathbb{Q} -class.

In addition, we find 23 inequivalent space groups (i.e. affine classes) with Abelian point group and $\mathcal{N} = 2$. These space groups are based on the well-known four Abelian point groups $\mathbb{Z}_2, \mathbb{Z}_3, \mathbb{Z}_4$ and \mathbb{Z}_6 . However, the inequivalent lattices and roto-translations were unknown before. They are summarized in Table 5.3.

label of \mathbb{Q} -class	# of \mathbb{Z} -classes	# of affine classes
\mathbb{Z}_2	3	5
\mathbb{Z}_3	3	5
\mathbb{Z}_4	3	9
\mathbb{Z}_6	1	4
# of Abelian $\mathcal{N} = 2$	10	23

Table 5.3: Summary of all space groups with $\mathcal{N} > 1$ SUSY for Abelian point groups P . In addition, there is the trivial \mathbb{Q} -class with $\mathcal{N} = 4$ SUSY, with one \mathbb{Z} - and one affine class. The corresponding table in the original publication [25] also contains the identification information of each of these \mathbb{Q} -classes in CARAT and the “GAPID” of their point groups in the algebra software GAP.

Previous classifications

There have been several attempts in the literature to classify six-dimensional $\mathcal{N} = 1$ SUSY preserving Abelian toroidal orbifolds. For example, Bailin and Love [3] give a classification for \mathbb{Z}_N orbifolds using root lattices of semi-simple Lie algebras of rank six as lattices Λ and the (generalized) Coxeter element as the generator of the point group P . However, as also discussed in Appendix 5.A.3, they overcount the geometries and, in addition, miss a few cases. A detailed comparison to our results can be found in Table 5.4.

For $\mathbb{Z}_2 \times \mathbb{Z}_2$ orbifolds there have been two approaches for the classification of geometries. In the first one, the classification is based on Lie lattices [26], see also [39]. Again, this classification is somewhat incomplete: it misses four lattices and, in addition, neglects the possibility of roto-translations. In a second approach by DW [21] (based on [20]), a classification for $\mathbb{Z}_2 \times \mathbb{Z}_2$ is given, which, as we find, is complete, see Table 5.5 for a comparison. In addition, we were able to resolve an ambiguity between the models 3–1 and 3–2 of DW.

Furthermore, based on the strategy of DW [21], there is an (incomplete) classification of $\mathbb{Z}_N \times \mathbb{Z}_N$ for $N = 3, 4$ and 6 [17]. For both $\mathbb{Z}_3 \times \mathbb{Z}_3$ and $\mathbb{Z}_4 \times \mathbb{Z}_4$ he identifies 8 out of 15 affine classes (compare Section 2.3 of [17] to the table in Appendix C.1 in the original publication [25]). The Hodge numbers agree with our findings except for case IV.7 (i.e. $\mathbb{Z}_4 \times \mathbb{Z}_4$ with $(38, 0)$). Finally, in the case of $\mathbb{Z}_6 \times \mathbb{Z}_6$ [17] correctly identifies that there is only one possible geometry but the Hodge numbers disagree with ours, i.e. [17] finds $(80, 0)$ and we have $(84, 0)$.

Fundamental groups

The fundamental group of a toroidal orbifold with space group S is given as [19, 11]

$$\pi_1 = S / \langle F \rangle, \quad (5.34)$$

Q-class	Z-class	corresponding root lattice(s)
\mathbb{Z}_3	1	$SU(3)^3$
\mathbb{Z}_4	1	$SO(5)^2 \times SU(2)^2$
	2	$SO(5) \times SU(4) \times SU(2)$
	3	$SU(4)^2$
\mathbb{Z}_6 -I	1	$(G_2)^2 \times SU(3)$ and $(SU(3)^{[2]})^2 \times SU(3)$
	2	—
\mathbb{Z}_6 -II	1	$G_2 \times SU(3) \times SU(2)^2$ and $SU(3)^{[2]} \times SU(3) \times SU(2)^2$
	2	—
	3	$SO(8) \times SU(3)$ and $SO(7) \times SU(3) \times SU(2)$ and $SU(4)^{[2]} \times SU(3) \times SU(2)$
	4	$SU(6) \times SU(2)$
\mathbb{Z}_7	1	$SU(7)$
\mathbb{Z}_8 -I	1	$SO(9) \times SO(5)$ and $SO(8)^{[2]} \times SO(5)$
	2	—
	3	—
\mathbb{Z}_8 -II	1	$SO(8)^{[2]} \times SU(2)^2$ and $SO(9) \times SU(2)^2$
	2	$SO(10) \times SU(2)$
\mathbb{Z}_{12} -I	1	$F_4 \times SU(3)$ and $SO(8)^{[3]} \times SU(3)$
	2	E_6
\mathbb{Z}_{12} -II	1	$SO(4) \times F_4$ and $SO(8)^{[3]} \times SU(2)^2$

Table 5.4: Matching between our classification of \mathbb{Z}_N space groups and the traditional notation of lattices as root lattices of semi-simple Lie algebras of rank six, see e.g. Table 3 of [3] and Table D.1 of [51]. Cases previously not known are indicated with a dash.

where $\langle F \rangle$ is the group generated by those space group elements that leave some points fixed.

The fundamental groups of most of the Abelian orbifolds discussed here are trivial, for in those cases $\langle F \rangle \equiv S$. The only non-trivial cases are the following (see the table in Appendix C.1 in the original publication [25]):

- 21 space groups from the $\mathbb{Z}_2 \times \mathbb{Z}_2$ Q-class as already calculated in [21]. See Table 5.5, where
 - 0 means a trivial fundamental group
 - S means the fundamental group equals the space group (no fixed points, hence $\langle F \rangle = \{1\}$)
 - A means a $\mathbb{Z}_2 \times \mathbb{Z}^2$ fundamental group

Here	Donagi et al. [21]	Förste et al. [26]	π_1
1-1	0-1	$SU(2)^6$	0
1-2	0-2	—	0
1-3	0-3	—	A
1-4	0-4	—	S
2-1	1-6	$SU(3) \times SU(2)^4$	0
2-2	1-8	—	0
2-3	1-10	—	A
2-4	1-7	—	C
2-5	1-9	—	A
2-6	1-11	—	S
3-1	2-9	—	0
3-2	2-10	—	0
3-3	2-11	—	A
3-4	2-12	—	S
4-1	2-13	$SU(3)^2 \times SU(2)^2$ -I	0
4-2	2-14	—	D
5-1	1-1	$SU(4) \times SU(2)^3$	C
5-2	1-3	—	C
5-3	1-2	—	0
5-4	1-4	—	A
5-5	1-5	—	S
6-1	2-6	$SU(3)^2 \times SU(2)^2$ -II	0
6-2	2-7	—	C
6-3	2-8	—	A
7-1	3-3	—	0
7-2	3-4	—	C
8-1	4-1	—	0
9-1	2-3	$SU(4) \times SU(3) \times SU(2)$	C
9-2	2-5	—	D
9-3	2-4	—	0
10-1	3-5	—	C
10-2	3-6	—	0
11-1	3-1 \equiv 3-2	$SU(3)^3$	0
12-1	2-1	$SU(4)^2$	D
12-2	2-2	—	C

Table 5.5: Comparison of the affine classes of $\mathbb{Z}_2 \times \mathbb{Z}_2$ between our classification and the ones in [21] and [26]. In our case, the two numbers enumerate the \mathbb{Z} - and affine classes, respectively.

- C means a \mathbb{Z}_2 fundamental group
- D means a $(\mathbb{Z}_2)^2$ fundamental group
- 6 space groups from the $\mathbb{Z}_2 \times \mathbb{Z}_4$ Q-class. In detail, the affine classes 1–6, 2–4, 3–6, 4–4, 6–5 and 8–3 possess a \mathbb{Z}_2 fundamental group.
- 4 space groups from the $\mathbb{Z}_3 \times \mathbb{Z}_3$ Q-class. In detail, the affine classes 1–4, 2–4, 3–3 and 4–3 possess a \mathbb{Z}_3 fundamental group.

Elements of the space group that leave no fixed points are called freely acting. A non-trivial fundamental group signals the presence of non-decomposable freely acting elements in the space group, i.e. freely acting elements that cannot be written as a combination of non-freely acting elements. In the cases $\mathbb{Z}_2 \times \mathbb{Z}_4$ and $\mathbb{Z}_3 \times \mathbb{Z}_3$, the non-decomposable freely acting elements belong to the orbifolding group. On the other hand, for $\mathbb{Z}_2 \times \mathbb{Z}_2$ those elements are pure lattice translations in the cases C and D , while in the cases A they are both pure lattice translations and elements of the orbifolding group.

In the context of heterotic compactifications, the phenomenologically appealing feature of non-local GUT symmetry breaking is due to the presence of non-decomposable freely acting space group elements with a non-trivial gauge embedding. In total we find 31 affine classes based on Abelian point groups with non-trivial fundamental groups. Their phenomenology will be studied elsewhere.

5.5.2 Non-Abelian toroidal orbifolds

Six-dimensional orbifolds with non-Abelian point groups have not been studied systematically up to now and the literature is limited to examples only [37, 44, 28, 23, 41].

Our classification results in 35 point groups with $\mathcal{N} = 1$ SUSY and three cases with $\mathcal{N} = 2$ SUSY. Next, we have classified all \mathbb{Z} - and affine classes. It turns out that there are in total 331 inequivalent space groups with non-Abelian point group and $\mathcal{N} = 1$ SUSY and 27 inequivalent space groups with non-Abelian point group and $\mathcal{N} = 2$. Most of them were unknown before. The results are summarized in tables 5.6 and 5.7 of the original publication [25], together with the discussion of a particular example, \mathbb{T}^6/D_6 ; and the full details can be found in Appendix C.2 there.

The results presented in this chapter were used in a follow-up study of non-Abelian orbifolds by two of the authors of the original publication in [24].

5.6 Summary and discussion

We have classified all symmetric orbifolds that give $\mathcal{N} \geq 1$ supersymmetry in four dimensions. Our main results are as follows:

1. In total we find 60 Q-classes (point groups) that lead to $\mathcal{N} \geq 1$ SUSY.

2. These \mathbb{Q} -classes decompose in

- 22 with an Abelian point group with one or two generators, i.e. \mathbb{Z}_N or $\mathbb{Z}_N \times \mathbb{Z}_M$, out of which 17 lead to exactly $\mathcal{N} = 1$ SUSY, and
- 38 with a non-Abelian point group with two or three generators, such as S_3 or $\Delta(216)$, out of which 35 lead to exactly $\mathcal{N} = 1$ SUSY.

That is, there are 52 \mathbb{Q} -classes that can lead to models yielding the supersymmetric standard model.

As we have explained in detail, \mathbb{Q} -classes (or point groups) can come with inequivalent lattices, classified by the so-called \mathbb{Z} -classes. In the traditional orbifold literature, \mathbb{Z} -classes are given by Lie lattices and a given choice fixes an orbifold geometry. However, as we have pointed out, not all lattices can be described by Lie lattices.

Our results on \mathbb{Q} -classes potentially relevant for supersymmetric model building are as follows.

3. We find that there are 186 \mathbb{Z} -classes, or, in other words, orbifold geometries that lead to $\mathcal{N} \geq 1$ SUSY.

4. These \mathbb{Z} -classes decompose in

- 71 with an Abelian point group, out of which 60 lead to exactly $\mathcal{N} = 1$ SUSY, and
- 115 with a non-Abelian point group, out of which 108 lead to exactly $\mathcal{N} = 1$ SUSY.

Furthermore, space groups can be extended by so-called roto-translations, a combination of a twist and a (non-lattice) translation. We provide a full classification of all roto-translations in terms of affine classes, which are, as we discuss, the most suitable objects to classify inequivalent space groups.

5. We find 520 affine classes that lead to $\mathcal{N} \geq 1$ SUSY.

6. These affine classes decompose in

- 162 with an Abelian point group, out of which 138 lead to exactly $\mathcal{N} = 1$ SUSY, and
- 358 with a non-Abelian point group, out of which 331 lead to exactly $\mathcal{N} = 1$ SUSY.

An important aspect of our classification is that we provide the data for all 138 space groups with Abelian point group and $\mathcal{N} = 1$ SUSY required to construct the corresponding models with the C++ orbifolder [46]. Among other things, this allows one to obtain a statistical survey of the properties of the models, which has so far only been performed for the \mathbb{Z}_6 -II orbifold [42].

Our classification also has conceivable importance for phenomenology. For instance, one of the questions is how the ten-dimensional gauge group (i.e. $E_8 \times E_8$ or $SO(32)$) of the heterotic string gets broken by orbifolding. In most of the models discussed so far, the larger symmetry gets broken locally at some fixed point. Yet it has been argued that ‘non-local’ GUT symmetry breaking, as utilized in the context of smooth compactifications of the heterotic string [6, 9, 8, 2], has certain phenomenological advantages [33, 1]. Explicit MSSM candidate models, based on the DW classification, featuring non-local GUT breaking have been constructed recently [4, 38]. As we have seen, there are 31 affine classes of space groups, based on the \mathbb{Q} -classes $\mathbb{Z}_2 \times \mathbb{Z}_2$, $\mathbb{Z}_2 \times \mathbb{Z}_4$ and $\mathbb{Z}_3 \times \mathbb{Z}_3$, that lead to an orbifold with a non-trivial fundamental group, thus allowing us to introduce a Wilson line that breaks the GUT symmetry. In other words, we have identified a large set of geometries that can give rise to non-local GUT breaking. This might also allow for a dynamical stabilization of some of the moduli in the early universe, similar as in toroidal compactifications [7].

In this study, we have focused on symmetric toroidal orbifolds, which have a rather clear geometric interpretation, such that crystallographic methods can be applied in a straightforward way. We have focused on the geometrical aspects. On the other hand, it is known that background fields, i.e. the so-called discrete Wilson lines [36] and discrete torsion [53, 54, 52, 29, 50], play a crucial role in model building. It will be interesting to work out the conditions on such background fields in the geometries of our classification. Further, it is, of course, clear that there are other orbifolds, such as T-folds [34, 16], asymmetric and/or non-toroidal orbifolds, whose classification is beyond the scope of this study. Let us also mention, we implicitly assumed that the radii are away from the self-dual point. As we are using crystallographic methods our classification strategy is independent of this assumption. Still, it might be interesting to study what happens if one sends one or more T -moduli to the self-dual values. In this case one may make contact with the free fermionic formulation, where also interesting models have been constructed [15]. In addition, our results may also be applied to compactifications of type II string theory on orientifolds (see e.g. [30, 22, 31] for some interesting models and [5] for a review).

Appendices

5.A Details on lattices

5.A.1 Bravais types and form spaces

One can classify lattices by the symmetry groups they obey. This is the concept of Bravais equivalent lattices. In more detail, denote the symmetry group of some lattice Λ as $G \subset GL(n, \mathbb{Z})$. Obviously, the point group $P \subset G$, is a subgroup of

it. Now, if two lattices give rise to the same finite unimodular group G , we call them Bravais equivalent. This equivalence generates a finite number of Bravais types of lattices for every dimension n . They have been classified for dimensions up to six [49].

The interesting task would now be to decide which Bravais type a given lattice belongs to. This can be done using the notion of form spaces [47]. The form space $\mathcal{F}(G)$ of some finite group $G \subset \mathrm{GL}(n, \mathbb{Z})$ is defined as the vector space of all symmetric matrices left invariant by G , i.e.

$$\mathcal{F}(G) = \{F \in \mathbb{R}_{\mathrm{sym}}^{n \times n} \mid g^T F g = F \text{ for all } g \in G\}. \quad (5.35)$$

On the other hand, we define the Gram matrix of the lattice basis $\mathbf{e} = \{\mathbf{e}_1, \dots, \mathbf{e}_n\}$ as

$$\mathrm{Gr}(\mathbf{e})_{ij} = (\mathbf{e}_i, \mathbf{e}_j) = (B_{\mathbf{e}}^T B_{\mathbf{e}})_{ij}, \quad (5.36)$$

where the parentheses $(\mathbf{e}_i, \mathbf{e}_j)$ denote the standard scalar product. By definition, the Gram matrix is a symmetric, positive definite matrix. Under a change of lattice basis, represented by a unimodular matrix M , the Gram matrix changes as $M^T \mathrm{Gr}(\mathbf{e}) M$, c.f. Section 5.2.2. By contrast, elements of the point group leave the Gram matrix invariant, i.e. for $\vartheta \in P$

$$\mathrm{Gr}(\mathbf{e}) \xrightarrow{\vartheta} \vartheta^T \mathrm{Gr}(\mathbf{e}) \vartheta = \mathrm{Gr}(\mathbf{e}). \quad (5.37)$$

Hence, a form space is in direct correspondence to a Bravais type of lattice, i.e. every lattice Λ has a basis $\mathbf{e} = \{\mathbf{e}_1, \dots, \mathbf{e}_n\}$ such that its Gram matrix $\mathrm{Gr}(\mathbf{e})$ is an element of the form space of a finite subgroup P of $\mathrm{GL}(n, \mathbb{Z})$, i.e. $\mathrm{Gr}(\mathbf{e}) \in \mathcal{F}(P)$ [10]. But in order to see that one lattice belongs to a given form space, it needs to be in this special basis, which is canonically chosen to be the so-called shortest possible basis for that lattice [10]. Fortunately, algorithms for precisely that task do exist, cf. e.g. [43] (though one should be careful: the shortest basis of a lattice is in general not unique).

Note that physically the Gram matrix is the metric of the torus defined by the lattice Λ and the dimension of the form space $\mathcal{F}(P)$ is exactly the number of (untwisted) moduli the orbifold offers.

Let us consider an example in two dimensions. Take the point group defined by

$$P = \{\mathbb{1} = \vartheta^2, \vartheta\} \cong \mathbb{Z}_2 \quad \text{with} \quad \vartheta = \begin{pmatrix} 1 & 0 \\ 0 & -1 \end{pmatrix}. \quad (5.38)$$

It leaves invariant the form space

$$\mathcal{F}(P) = \begin{pmatrix} a & 0 \\ 0 & b \end{pmatrix}. \quad (5.39)$$

That form space corresponds to the Bravais type called p-rectangular lattice (cf. Appendix 5.A.3), consisting of two arbitrarily long, orthogonal vectors.

5.A.2 Introducing an additional shift

DW [21] starts with an orthonormal lattice in six dimensions. Then, in a second step, additional shifts, which are linear combinations of the (orthonormal) lattice vectors with rational coefficients, are included in the space group. As we have seen in the second example in Section 5.3.4, those additional shifts can be incorporated to the lattice itself. Here we show in detail how to transform the space group accordingly.

The perhaps most elegant procedure is to perform a change of basis, but using transformations from $\text{GL}(n, \mathbb{Q})$. Hence, we are selecting a different \mathbb{Z} -class from the same \mathbb{Q} -class, cf. Section 5.3. Let us list the necessary steps and illustrate them with an example:

1. The additional shift is a linear combination with rational coefficients of some of the lattice vectors. Exchange one of the old lattice vectors (that appears in the linear combination) by the new additional shift.
2. Write the transformation matrix M : start with the identity matrix and substitute the column corresponding to the exchanged vector by the coefficients of the linear combination.
3. Transform your space group using M accordingly: see Equation (5.4) and Equation (5.5).
4. (Optional) In order to see the geometry more clearly, one can perform a basis reduction (e.g. using the LLL algorithm, cf. [43]), which is a transformation from $\text{GL}(n, \mathbb{Z})$.

As an example, take the $\mathbb{Z}_2 \times \mathbb{Z}_2$ model named (1-1) in DW [21], which consists of an orthogonal lattice (p-cubic) with orthonormal basis \mathbf{e} and an additional shift

$$\boldsymbol{\tau} = \frac{1}{2}(\mathbf{e}_2 + \mathbf{e}_4 + \mathbf{e}_6). \quad (5.40)$$

We will restrict the discussion to the three-dimensional (sub-)lattice Λ spanned by the basis $\mathbf{e} = \{\mathbf{e}_2, \mathbf{e}_4, \mathbf{e}_6\}$.

The basis matrix, Gram matrix and point group generators read

$$B_{\mathbf{e}} = \begin{pmatrix} 1 & 0 & 0 \\ 0 & 1 & 0 \\ 0 & 0 & 1 \end{pmatrix}, \quad \text{Gr}(\mathbf{e}) = \begin{pmatrix} 1 & 0 & 0 \\ 0 & 1 & 0 \\ 0 & 0 & 1 \end{pmatrix}, \quad (5.41a)$$

$$\vartheta_{\mathbf{e}} = \begin{pmatrix} 1 & 0 & 0 \\ 0 & -1 & 0 \\ 0 & 0 & -1 \end{pmatrix}, \quad \omega_{\mathbf{e}} = \begin{pmatrix} -1 & 0 & 0 \\ 0 & 1 & 0 \\ 0 & 0 & -1 \end{pmatrix}. \quad (5.41b)$$

Let us follow the steps described above:

1. We choose to exchange the 3rd (originally 6th) vector for the additional shift: the new basis \mathfrak{f} is spanned by $\mathfrak{f} = \{\mathbf{e}_2, \mathbf{e}_4, \boldsymbol{\tau}\}$. Notice that \mathfrak{f} is not a basis of the lattice Λ , but one of a new, different lattice Σ .
2. In accordance with our choice, the transformation matrix is

$$M = \begin{pmatrix} 1 & 0 & 1/2 \\ 0 & 1 & 1/2 \\ 0 & 0 & 1/2 \end{pmatrix}. \quad (5.42)$$

3. We perform the transformation using M . For the new lattice Σ in the new basis \mathfrak{f} , the quantities we are interested in look like

$$B_{\mathfrak{f}} = \begin{pmatrix} 1 & 0 & 1/2 \\ 0 & 1 & 1/2 \\ 0 & 0 & 1/2 \end{pmatrix}, \quad \text{Gr}(\mathfrak{f}) = \begin{pmatrix} 1 & 0 & 1/2 \\ 0 & 1 & 1/2 \\ 1/2 & 1/2 & 3/4 \end{pmatrix}, \quad (5.43a)$$

$$\vartheta_{\mathfrak{f}} = \begin{pmatrix} 1 & 0 & 1 \\ 0 & -1 & 0 \\ 0 & 0 & -1 \end{pmatrix}, \quad \omega_{\mathfrak{f}} = \begin{pmatrix} -1 & 0 & 0 \\ 0 & 1 & 1 \\ 0 & 0 & -1 \end{pmatrix}. \quad (5.43b)$$

4. Next, we perform a LLL reduction, which is a change of basis to a reduced one \mathfrak{r} , and transform the point group elements accordingly,

$$B_{\mathfrak{r}} = \begin{pmatrix} 1/2 & 1/2 & -1/2 \\ 1/2 & -1/2 & 1/2 \\ 1/2 & -1/2 & -1/2 \end{pmatrix}, \quad \text{Gr}(\mathfrak{r}) = \frac{1}{4} \begin{pmatrix} 3 & -1 & -1 \\ -1 & 3 & -1 \\ -1 & -1 & 3 \end{pmatrix}, \quad (5.44a)$$

$$\vartheta_{\mathfrak{r}} = \begin{pmatrix} 0 & 1 & -1 \\ 1 & 0 & -1 \\ 0 & 0 & -1 \end{pmatrix}, \quad \omega_{\mathfrak{r}} = \begin{pmatrix} 0 & -1 & 1 \\ 0 & -1 & 0 \\ 1 & -1 & 0 \end{pmatrix}. \quad (5.44b)$$

Last, we compare the Gram matrix $\text{Gr}(\mathfrak{r})$ with Table 5.6. We see that introducing the additional shift $\boldsymbol{\tau}$ into the p-cubic lattice is equivalent to work with the appropriately transformed point group in an i-cubic lattice.

A remark is in order. The form space left invariant by the $\mathbb{Z}_2 \times \mathbb{Z}_2$ point group in the (reduced) basis of Equation (5.44) is

$$\mathcal{F}(P) = \begin{pmatrix} a & b & c \\ b & a & -a-b-c \\ c & -a-b-c & a \end{pmatrix}. \quad (5.45)$$

This form space is the one of a three-parametric, i-orthogonal lattice, which contains as possible realizations the i-cubic and the f-cubic lattices (both one-parametric, see table 5.6). Therefore, model (1-1) in [21] corresponds to model A_4 of Förste et al. [26], i.e. to the Lie lattice $\text{SU}(4) \times \text{SU}(2)^3$ where the $\text{SU}(4)$ part is an f-cubic lattice, see Table 5.5.

5.A.3 Bravais types and Lie lattices

It is common in the string-orbifold literature to describe lattices as root lattices of (semi-simple) Lie algebras. On the one hand, this makes it easy to identify the point group, i.e. a discrete subgroup of $SU(3)$, using Weyl reflections and the Coxeter element. However, we find this practice to be problematic for at least three different reasons:

Redundancies

A root lattice is the lattice spanned by the simple roots of a certain (semi-simple) Lie algebra. Even if the simple roots of two non-equivalent (semi-simple) Lie algebras are different, the lattices they span might not. For example, the lattices spanned by the root systems of $SU(3)$ and G_2 are the same (see Figure 5.5). Some more examples are provided in Table 5.6.

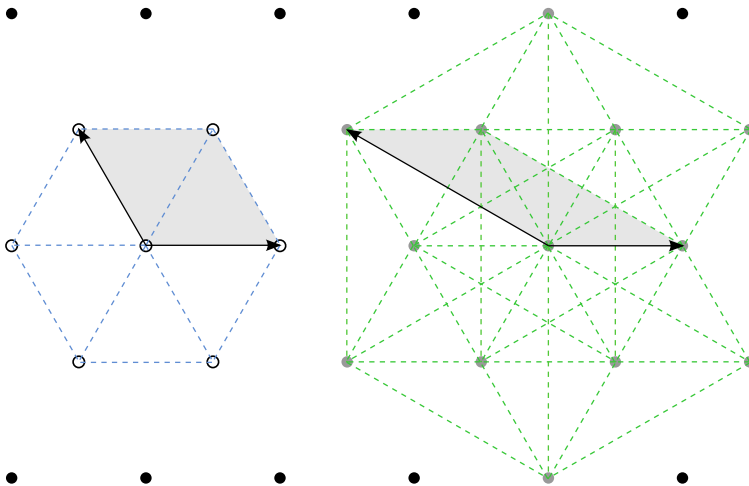


Figure 5.5: The hexagonal lattice: the lines on the left form the $SU(3)$ root system, and the lines on the right form the G_2 root system. Simple roots are also indicated with solid arrows, as well as the fundamental cells (shaded).

Missing lattices

When considering the redundancy of root lattices, one might think that there are more root lattices than types of lattices and that the situation could be resolved by introducing some clever convention to avoid this overcounting. But the problem exists in the other direction too: the set of all possible root lattices does not exhaust the whole family of Bravais types, i.e. there are Bravais types of lattices which are not generated by any root system. The lowest dimension in which this

occurs is three and the most basic example is the body centered cubic lattice, also known as bcc or i-cubic to crystallographers (see Table 5.6). The bcc lattice is a cubic lattice with an additional lattice point in the center of the fundamental cell. Its only free parameter is the size of the system (e.g. the edge length of the cube). One possible way to convince oneself that there is no root lattice that can generate this Bravais lattice is taking every rank three root lattice and calculating which Bravais lattice it generates. We find that the i-cubic lattice has no description as root lattice (see Table 5.6).

Continuous parameters

Every Bravais type allows for a set of continuous deformations which conserve its symmetries. Those deformations are encoded and made explicit in the form space that defines that particular Bravais type (cf. Appendix 5.A.1). The form space tells us how many deformation parameters one Bravais type allows for, and what is the effect of them (to change lengths of or angles between basis vectors). The realization of that freedom in the context of root lattices is very limited: lattices of Lie algebras allow for just one parameter, the size of the system; and if one includes semi-simple Lie algebras (direct products of simple ones), one can choose different sizes for different sublattices, but never the angles between vectors, which are fixed to a limited set of values. So, for example, a two-dimensional oblique lattice, in which the angle between the basis vectors is arbitrary, could never be unambiguously expressed in terms of Lie root lattices.

In conclusion, the language of root lattices is incomplete and ambiguous, and is lacking geometrical insight with respect to the language of Bravais types and form spaces, which is, therefore, the one used in this chapter.

Nevertheless, in order to justify some of the matchings between our classification of space groups and the ones already existing in the literature, we present in Table 5.6 a classification of all of the Bravais types of lattices in 1, 2 and 3 dimensions, together with their equivalent root lattices, if there are any. There, in order to overcome the discussed ambiguities in the root lattice language, some conventions have been used:

- \oplus means orthogonal product. Unspecified products should be understood orthogonal.
- \odot means free-angle product. The scalar product of the roots is indicated as a subindex. Notice that in the cases in which we have used this product there is actually no equivalent Lie lattice description: a non-orthogonal product of semi-simple Lie algebras is not a semi-simple Lie algebra. These possibilities are written in italics.
- \leftarrow means a product with the leftmost factor.
- Equal subindices mean equal length of the roots or equal scalar products.

5.A Details on lattices

- A subindex in an algebra whose simple roots are of different length stands for the squared length of the shortest simple root, e.g. $G_{2,a}$ means that the shortest simple root of G_2 has length squared a .

Gram matrix	lattice name		Lie algebra notation
1 dimension			
(a)	Ruler	r	$SU(2)$
2 dimensions			
$\begin{pmatrix} a & 0 \\ & a \end{pmatrix}$	Square	tp	$SO(5), SU(2)_a \oplus SU(2)_a$
$\begin{pmatrix} a & \pm a/2 \\ & a \end{pmatrix}$	Hexagonal	hp	$SU(3)_a, G_{2,a}$
$\begin{pmatrix} a & 0 \\ & b \end{pmatrix}$	p-Rectangular	op	$SU(2)_a \oplus SU(2)_b$
$\begin{pmatrix} a & b \\ & a \end{pmatrix}$	c-Rectangular	oc	$SU(2)_a \odot_b SU(2)_a$
$\begin{pmatrix} a & c \\ & b \end{pmatrix}$	Oblique	mp	$SU(2)_a \odot_c SU(2)_b$
3 dimensions			
$\begin{pmatrix} a & 0 & 0 \\ & a & 0 \\ & & a \end{pmatrix}$	p-Cubic	cP	$SO(7), SU(2)_a \oplus SU(2)_a \oplus SU(2)_a$
$\begin{pmatrix} a & a/2 & a/2 \\ & a & a/2 \\ & & a \end{pmatrix}$	f-Cubic	cF	$SU(4), Sp(6)$
$\begin{pmatrix} a & -a/3 & -a/3 \\ & a & -a/3 \\ & & a \end{pmatrix}$	i-Cubic	cI	(none)
$\begin{pmatrix} a & \pm a/2 & 0 \\ & a & 0 \\ & & b \end{pmatrix}$	p-Hexagonal	hP	$[SU(3)_a \text{ or } G_{2,a}] \oplus SU(2)_b$
$\begin{pmatrix} a & b & b \\ & a & b \\ & & a \end{pmatrix}$	r-Hexagonal	hR	$SU(2)_a \odot_b SU(2)_a \odot_b SU(2)_a \odot_b \leftrightarrow$
$\begin{pmatrix} a & 0 & 0 \\ & a & 0 \\ & & b \end{pmatrix}$	p-Tetragonal	tP	$[SU(2)_a \oplus SU(2)_a \text{ or } SO(5)] \oplus SU(2)_b$
$\begin{pmatrix} a+2b & -a & -b \\ & a+2b & -b \\ & & a+2b \end{pmatrix}$	i-Tetragonal	tI	(no simple expr.)
$\begin{pmatrix} a & 0 & 0 \\ & b & 0 \\ & & c \end{pmatrix}$	p-Orthorhombic	oP	$SU(2)_a \oplus SU(2)_b \oplus SU(2)_c$
$\begin{pmatrix} a & c & 0 \\ & a & 0 \\ & & b \end{pmatrix}$	c-Orthorhombic	oC	$SU(2)_a \odot_c SU(2)_a \oplus SU(2)_b$
$\begin{pmatrix} a+b & a & b \\ & a+c & c \\ & & b+c \end{pmatrix}$	f-Orthorhombic	oF	(no simple expr.)
$\begin{pmatrix} a+b+c & -a & -b \\ & a+b+c & -c \\ & & a+b+c \end{pmatrix}$	i-Orthorhombic	oI	(no simple expr.)
$\begin{pmatrix} a & c & 0 \\ & b & 0 \\ & & d \end{pmatrix}$	p-Monoclinic	mP	$SU(2)_a \odot_c SU(2)_b \oplus SU(2)_d$

continued ...

Gram matrix	lattice name	Lie algebra notation
$\begin{pmatrix} a & c & d \\ & a & d \\ & & b \end{pmatrix}$	c-Monoclinic mC	$SU(2)_a \odot_c SU(2)_a \odot_d SU(2)_b \odot_d \leftrightarrow$
$\begin{pmatrix} a & d & f \\ & b & e \\ & & c \end{pmatrix}$	Triclinic aP	$SU(2)_a \odot_d SU(2)_b \odot_e SU(2)_c \odot_f \leftrightarrow$

Table 5.6: List of Bravais types in 1, 2 and 3 dimensions, together with possible root lattice expressions. The following prefixes and suffixes are used for the lattice names: p primitive, c centered (in 2D) or base-centered (in 3D), f face-centered, i body-centered, and r rhombohedral.

In general, Bravais types with two or more parameters in the form space contain as specific cases other types with a lower number of parameters. For example, if we set the off diagonal parameter to zero in the two-dimensional oblique lattice (mp) (i.e. we take the basis vectors to be orthogonal), we get a p-rectangular (op) lattice. If we set now the diagonal elements of the form space to be equal (i.e. we take the basis vectors to have equal length), we get a square lattice (tp). These three lattices form the embedding chain $tp \hookrightarrow op \hookrightarrow mp$.

A graph containing all of the existing embeddings of that kind in two and three dimensions can be seen in Figure 5.6. For further information about this topic, the standard reference is [32].

5.B Two-dimensional orbifolds

In order to illustrate some of the concepts addressed in this chapter, we reproduce here the list of all possible two-dimensional space groups, also known as *wallpaper groups*. They are well-known, and their classification can be found for instance in [10].

The possible orders m of (irreducible) point group elements in n dimensions are given by the equation

$$\phi(m) \leq n, \quad (5.46)$$

where ϕ is the Euler ϕ -function. For dimension two, this leaves only elements with order in $\{1, 2, 3, 4, 6\}$ as possible point group elements. In six dimensions, this gets extended to $\{1, 2, 3, 4, 5, 6, 7, 8, 9, 10, 12, 14, 18\}$. Nevertheless, in dimensions $n \geq 2$, one can find point group elements with order m such that $\phi(m) > n$. This can be realized by building a point group element as the direct sum of two point group elements of dimensions that add up to n . In that case, the order of the point group element would obviously be the least common multiple of the orders of the factors. For example, in six dimensions there exist point groups with elements of order 30, which are a direct sum of a four-dimensional order 10 element and a two-dimensional order 3 element.

As discussed in Section 5.3, one can classify the 17 two-dimensional space groups by their \mathbb{Q} -classes. Those can be found in Table 5.7. There, D_n is the

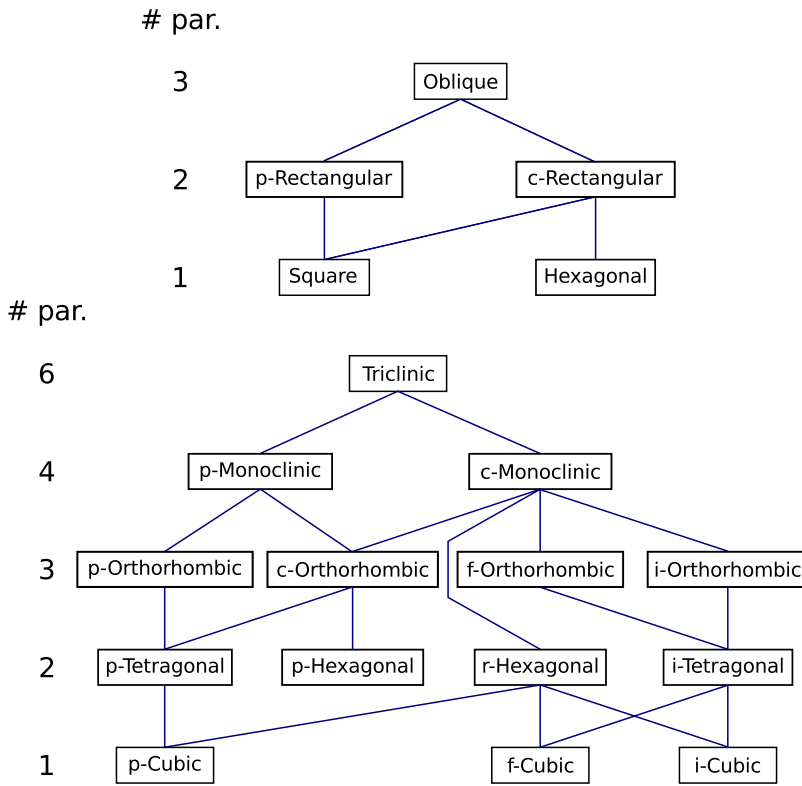


Figure 5.6: Graph of Bravais types embeddings in 2D and 3D.

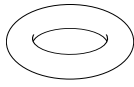
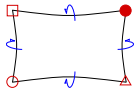




dihedral group of order $2n$ and S_n is the symmetric group of order $n!$. In Table 5.8 the specific information of every affine class is shown: the \mathbb{Q} -, \mathbb{Z} - and affine class to which they belong, its Bravais type of lattice (cf. Table 5.6), its orbifolding group generators in augmented matrix notation and a name, description and image of its topology. The augmented matrix of some element $g_{\epsilon} = (\vartheta_{\epsilon}, \lambda_i e_i) \in S$ is given by

$$g_{\epsilon} = \left(\begin{array}{c|c} \vartheta_{\epsilon} & \lambda_i \\ \hline 0 & 1 \end{array} \right), \tag{5.47}$$

using the lattice basis ϵ . This matrix acts on an augmented vector $(\mathbf{x}, 1)$ by simple matrix-vector multiplication.

label of Q-class	# of Z-classes	# of affine classes
id	1	1
\mathbb{Z}_2 -I	1	1
\mathbb{Z}_2 -II	2	3
$\mathbb{Z}_2 \times \mathbb{Z}_2 \cong D_2$	2	4
\mathbb{Z}_4	1	1
$\mathbb{Z}_2 \times \mathbb{Z}_4 \cong D_4$	2	2
\mathbb{Z}_3	1	1
$\mathbb{Z}_2 \times \mathbb{Z}_3 \cong S_3 \cong D_3$	2	2
\mathbb{Z}_6	1	1
$\mathbb{Z}_2 \times \mathbb{Z}_6 \cong D_6$	1	1

Table 5.7: Q-classes in two dimensions.

Q-Z-aff. class Lattice	Generators	Name & description	Image
id-1-1 Oblique		Torus Manifold	
\mathbb{Z}_2 -I-1-1 Oblique	$\left(\begin{array}{cc c} -1 & 0 & 0 \\ 0 & -1 & 0 \\ 0 & 0 & 1 \end{array} \right)$	Pillow Orbifold, 4 singularities with cone-angle π	
\mathbb{Z}_2 -II-1-1 p-Rectangular	$\left(\begin{array}{cc c} 1 & 0 & 0 \\ 0 & -1 & 0 \\ 0 & 0 & 1 \end{array} \right)$	Pipe Manifold, 2 boundaries	
\mathbb{Z}_2 -II-1-2 p-Rectangular	$\left(\begin{array}{cc c} 1 & 0 & 1/2 \\ 0 & -1 & 0 \\ 0 & 0 & 1 \end{array} \right)$	Klein bottle Manifold, non-orientable	
\mathbb{Z}_2 -II-2-1 c-Rectangular	$\left(\begin{array}{cc c} 0 & 1 & 0 \\ 1 & 0 & 0 \\ 0 & 0 & 1 \end{array} \right)$	Möbius strip Manifold, non-orientable, 1 boundary	
$\mathbb{Z}_2 \times \mathbb{Z}_2$ -1-1 p-Rectangular	$\left(\begin{array}{cc c} -1 & 0 & 0 \\ 0 & -1 & 0 \\ 0 & 0 & 1 \end{array} \right), \left(\begin{array}{cc c} 1 & 0 & 0 \\ 0 & -1 & 0 \\ 0 & 0 & 1 \end{array} \right)$	Rectangle Manifold, 1 boundary	
			continued ...

5.B Two-dimensional orbifolds

\mathbb{Q} - \mathbb{Z} -aff. class Lattice	Generators	Name & description	Image
$\mathbb{Z}_2 \times \mathbb{Z}_2$ -1-2 p-Rectangular	$\left(\begin{array}{c c} -1 & 0 \\ \hline 0 & -1 \\ \hline 0 & 0 \\ \hline & 1 \end{array} \right), \left(\begin{array}{c c} 1 & 0 \\ \hline 0 & -1 \\ \hline 0 & 0 \\ \hline & 1/2 \end{array} \right)$	Cut pillow Orbifold, 2 singularities with cone-angle π , 1 boundary	
$\mathbb{Z}_2 \times \mathbb{Z}_2$ -1-3 p-Rectangular	$\left(\begin{array}{c c} -1 & 0 \\ \hline 0 & -1 \\ \hline 0 & 0 \\ \hline & 1 \end{array} \right), \left(\begin{array}{c c} 1 & 0 \\ \hline 0 & -1 \\ \hline 0 & 0 \\ \hline & 1/2 \end{array} \right)$	Cross-cap pillow Orbifold, 2 singularities with cone-angle π	
$\mathbb{Z}_2 \times \mathbb{Z}_2$ -2-1 c-Rectangular	$\left(\begin{array}{c c} -1 & 0 \\ \hline 0 & -1 \\ \hline 0 & 0 \\ \hline & 1 \end{array} \right), \left(\begin{array}{c c} 0 & 1 \\ \hline 1 & 0 \\ \hline 0 & 0 \\ \hline & 1 \end{array} \right)$	Jester's hat Orbifold, 1 singularity with cone-angle π , 1 boundary	
\mathbb{Z}_4 -1-1 Square	$\left(\begin{array}{c c} 0 & -1 \\ \hline 1 & 0 \\ \hline 0 & 0 \\ \hline & 1 \end{array} \right)$	Triangle pillow Orbifold, 2 singularities with cone-angle $\pi/2$, 1 singularity with cone-angle π	
$\mathbb{Z}_2 \times \mathbb{Z}_4$ -1-1 Square	$\left(\begin{array}{c c} 1 & 0 \\ \hline 0 & -1 \\ \hline 0 & 0 \\ \hline & 1 \end{array} \right), \left(\begin{array}{c c} 0 & -1 \\ \hline 1 & 0 \\ \hline 0 & 0 \\ \hline & 1 \end{array} \right)$	Triangle Manifold, one boundary, 1 angle of $\pi/2$ and 2 of $\pi/4$	
$\mathbb{Z}_2 \times \mathbb{Z}_4$ -1-2 Square	$\left(\begin{array}{c c} 1 & 0 \\ \hline 0 & -1 \\ \hline 0 & 0 \\ \hline & 1 \end{array} \right), \left(\begin{array}{c c} 0 & -1 \\ \hline 1 & 0 \\ \hline 0 & 0 \\ \hline & 1 \end{array} \right)$	Jester's hat Orbifold, 1 singularity with cone-angle $\pi/2$, 1 boundary	
\mathbb{Z}_3 -1-1 Hexagonal	$\left(\begin{array}{c c} 0 & -1 \\ \hline 1 & -1 \\ \hline 0 & 0 \\ \hline & 1 \end{array} \right)$	Triangle pillow Orbifold, 3 singularities with cone-angle $2\pi/3$	
$\mathbb{Z}_2 \times \mathbb{Z}_3$ -1-1 Hexagonal	$\left(\begin{array}{c c} 0 & -1 \\ \hline -1 & 0 \\ \hline 0 & 0 \\ \hline & 1 \end{array} \right), \left(\begin{array}{c c} 0 & -1 \\ \hline 1 & -1 \\ \hline 0 & 0 \\ \hline & 1 \end{array} \right)$	Triangle Manifold, 3 boundary, all angles $\pi/3$	
$\mathbb{Z}_2 \times \mathbb{Z}_3$ -2-1 Hexagonal	$\left(\begin{array}{c c} 0 & 1 \\ \hline 1 & 0 \\ \hline 0 & 0 \\ \hline & 1 \end{array} \right), \left(\begin{array}{c c} 0 & -1 \\ \hline 1 & -1 \\ \hline 0 & 0 \\ \hline & 1 \end{array} \right)$	Jester's hat Orbifold, 1 singularity with cone-angle $2\pi/3$, 1 boundary	

continued ...

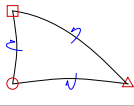
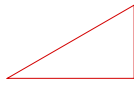
\mathbb{Q} - \mathbb{Z} -aff. class Lattice	Generators	Name & description	Image
\mathbb{Z}_6^{-1-1} Hexagonal	$\left(\begin{array}{cc c} 1 & -1 & 0 \\ 1 & 0 & 0 \\ 0 & 0 & 1 \end{array} \right)$	Triangle pillow Orbifold, 3 singularities with cone-angles $2\pi/3$, $\pi/3$ and π	
$\mathbb{Z}_2 \times \mathbb{Z}_6^{-1-1}$ Hexagonal	$\left(\begin{array}{cc c} 0 & 1 & 0 \\ 1 & 0 & 0 \\ 0 & 0 & 1 \end{array} \right), \left(\begin{array}{cc c} 1 & -1 & 0 \\ 1 & 0 & 0 \\ 0 & 0 & 1 \end{array} \right)$	Triangle Manifold, 1 boundary, with angles $\pi/2$, $\pi/3$ and $\pi/6$	

Table 5.8: List of all possible two-dimensional orbifolds. \mathbb{Q} -classes are separated by double lines.

Sometimes it is of interest to know the fundamental groups of the resulting orbifolds. Among the two-dimensional space groups, most of the fundamental groups are trivial with the following exceptions: the torus has a fundamental group of $(\mathbb{Z})^2$, the pipe and the Möbius strip \mathbb{Z} , the cross-cap pillow (a projective plane) \mathbb{Z}_2 and the Klein bottle's one is its own space group, with group structure

$$S = \{a^n b^m \mid m, n \in \mathbb{Z}, ba = a^{-1}b\} . \quad (5.48)$$

Bibliography

- [1] Archana Anandakrishnan and Stuart Raby. SU(6) GUT Breaking on a Projective Plane. *Nucl.Phys.*, B868:627–651, 2013, 1205.1228.
- [2] Lara B. Anderson, James Gray, Andre Lukas, and Eran Palti. Heterotic Line Bundle Standard Models. *JHEP*, 1206:113, 2012, 1202.1757.
- [3] D. Bailin and A. Love. Orbifold compactifications of string theory. *Phys. Rept.*, 315:285–408, 1999.
- [4] Michael Blaszczyk, Stefan Groot Nibbelink, Michael Ratz, Fabian Ruehle, Michele Trapletti, et al. A $\mathbb{Z}_2 \times \mathbb{Z}_2$ standard model. *Phys.Lett.*, B683:340–348, 2010, 0911.4905.
- [5] Ralph Blumenhagen, Boris Körs, Dieter Lüst, and Stephan Stieberger. Four-dimensional String Compactifications with D-Branes, Orientifolds and Fluxes. *Phys. Rept.*, 445:1–193, 2007, hep-th/0610327.
- [6] Vincent Bouchard and Ron Donagi. An SU(5) heterotic standard model. *Phys. Lett.*, B633:783–791, 2006, hep-th/0512149.
- [7] Robert H. Brandenberger and C. Vafa. Superstrings in the Early Universe. *Nucl.Phys.*, B316:391, 1989.

- [8] Volker Braun, Philip Candelas, Rhys Davies, and Ron Donagi. The MSSM Spectrum from (0,2)-Deformations of the Heterotic Standard Embedding. *JHEP*, 1205:127, 2012, 1112.1097.
- [9] Volker Braun, Yang-Hui He, Burt A. Ovrut, and Tony Pantev. A heterotic standard model. *Phys. Lett.*, B618:252–258, 2005, hep-th/0501070.
- [10] Brown, Buelow, Neubueser, Wondratchek, and Zassenhaus. *Crystallographic Groups of Four-Dimensional Space*. Wiley, 1978.
- [11] R. Brown and P. J. Higgins. The fundamental groupoid of the quotient of a Hausdorff space by a discontinuous action of a discrete group is the orbit groupoid of the induced action. *ArXiv Mathematics e-prints*, December 2002, arXiv:math/0212271.
- [12] Wilfried Buchmüller, Koichi Hamaguchi, Oleg Lebedev, and Michael Ratz. Supersymmetric standard model from the heterotic string. *Phys. Rev. Lett.*, 96:121602, 2006, hep-ph/0511035.
- [13] Wilfried Buchmüller, Koichi Hamaguchi, Oleg Lebedev, and Michael Ratz. Supersymmetric standard model from the heterotic string. II. *Nucl. Phys.*, B785:149–209, 2007, hep-th/0606187.
- [14] P. Candelas, Gary T. Horowitz, Andrew Strominger, and Edward Witten. Vacuum Configurations for Superstrings. *Nucl. Phys.*, B258:46–74, 1985.
- [15] G. B. Cleaver, A. E. Faraggi, and D. V. Nanopoulos. String derived MSSM and M-theory unification. *Phys. Lett.*, B455:135–146, 1999, hep-ph/9811427.
- [16] Cezar Condeescu, Ioannis Florakis, and Dieter Lüst. Asymmetric Orbifolds, Non-Geometric Fluxes and Non-Commutativity in Closed String Theory. *JHEP*, 1204:121, 2012, 1202.6366.
- [17] Jimmy Dillies. Toroidal orbifolds a la Vafa-Witten. *Adv.Theor.Math.Phys.*, 11:683–705, 2007, math/0609714.
- [18] Lance J. Dixon, Jeffrey A. Harvey, C. Vafa, and Edward Witten. Strings on orbifolds. *Nucl. Phys.*, B261:678–686, 1985.
- [19] Lance J. Dixon, Jeffrey A. Harvey, C. Vafa, and Edward Witten. Strings on orbifolds. 2. *Nucl. Phys.*, B274:285–314, 1986.
- [20] Ron Donagi and Alon E. Faraggi. On the number of chiral generations in $Z(2) \times Z(2)$ orbifolds. *Nucl. Phys.*, B694:187–205, 2004, hep-th/0403272.
- [21] Ron Donagi and Katrin Wendland. On orbifolds and free fermion constructions. *J.Geom.Phys.*, 59:942–968, 2009, 0809.0330.

- [22] Michael R. Douglas and Washington Taylor. The Landscape of intersecting brane models. *JHEP*, 0701:031, 2007, hep-th/0606109.
- [23] Sayipjamal Dulat and Katrin Wendland. Crystallographic orbifolds: Towards a classification of unitary conformal field theories with central charge $c = 2$. *JHEP*, 0006:012, 2000, hep-th/0002227.
- [24] Maximilian Fischer, Saul Ramos-Sanchez, and Patrick K. S. Vaudrevange. Heterotic non-Abelian orbifolds. *JHEP*, 1307:080, 2013, 1304.7742.
- [25] Maximilian Fischer, Michael Ratz, Jesus Torrado, and Patrick K.S. Vaudrevange. Classification of symmetric toroidal orbifolds. *JHEP*, 1301:084, 2013, 1209.3906.
- [26] Stefan Förste, Tatsuo Kobayashi, Hiroshi Ohki, and Kei-jiro Takahashi. Non-Factorisable $Z(2) \times Z(2)$ Heterotic Orbifold Models and Yukawa Couplings. *JHEP*, 0703:011, 2007, hep-th/0612044.
- [27] Stefan Förste, Hans Peter Nilles, Patrick K. S. Vaudrevange, and Akin Wingenter. Heterotic brane world. *Phys. Rev.*, D70:106008, 2004, hep-th/0406208.
- [28] Paul H. Frampton and Thomas W. Kephart. Classification of conformality models based on nonAbelian orbifolds. *Phys.Rev.*, D64:086007, 2001, hep-th/0011186.
- [29] Matthias R. Gaberdiel and Peter Kaste. Generalised discrete torsion and mirror symmetry for $G(2)$ manifolds. *JHEP*, 08:001, 2004, hep-th/0401125.
- [30] Florian Gmeiner, Ralph Blumenhagen, Gabriele Honecker, Dieter Lüst, and Timo Weigand. One in a billion: MSSM-like D-brane statistics. *JHEP*, 01:004, 2006, hep-th/0510170.
- [31] Florian Gmeiner and Gabriele Honecker. Millions of Standard Models on Z_6 -prime? *JHEP*, 07:052, 2008, 0806.3039.
- [32] Theo Hahn, editor. *International tables for crystallography*, volume A. Springer, 2005.
- [33] A. Hebecker and M. Trappetti. Gauge unification in highly anisotropic string compactifications. *Nucl. Phys.*, B713:173–203, 2005, hep-th/0411131.
- [34] C.M. Hull. A Geometry for non-geometric string backgrounds. *JHEP*, 0510:065, 2005, hep-th/0406102.
- [35] Luis E. Ibáñez, Jihn E. Kim, Hans Peter Nilles, and F. Quevedo. Orbifold compactifications with three families of $SU(3) \times SU(2) \times U(1)^{**n}$. *Phys. Lett.*, B191:282–286, 1987.

- [36] Luis E. Ibáñez, Hans Peter Nilles, and F. Quevedo. Orbifolds and Wilson lines. *Phys. Lett.*, B187:25–32, 1987.
- [37] Zurab Kakushadze, Gary Shiu, and S.H. Henry Tye. Asymmetric non-Abelian orbifolds and model building. *Phys.Rev.*, D54:7545–7560, 1996, hep-th/9607137.
- [38] Rolf Kappl, Bjoern Petersen, Stuart Raby, Michael Ratz, Roland Schieren, and Patrick K.S. Vaudrevange. String-derived MSSM vacua with residual R symmetries. *Nucl.Phys.*, B847:325–349, 2011, 1012.4574.
- [39] Tetsuji Kimura, Mitsuhsisa Ohta, and Kei-Jiro Takahashi. Type IIA orientifolds and orbifolds on non-factorizable tori. *Nucl.Phys.*, B798:89–123, 2008, 0712.2281.
- [40] Tatsuo Kobayashi and Noriyasu Ohtsubo. Geometrical aspects of Z_N orbifold phenomenology. *Int. J. Mod. Phys.*, A9:87–126, 1994.
- [41] Sebastian Konopka. Non-Abelian orbifold compactifications of the heterotic string, 2011.
<http://einrichtungen.ph.tum.de/T30e/research/theses/KonopkaDiplomarbeit.pdf>.
- [42] Oleg Lebedev, Hans Peter Nilles, Saul Ramos-Sánchez, Michael Ratz, and Patrick K. S. Vaudrevange. Heterotic mini-landscape (II): completing the search for MSSM vacua in a Z_6 orbifold. *Phys. Lett.*, B668:331–335, 2008, 0807.4384.
- [43] A. K. Lenstra, H. W. Lenstra, and L. Lovasz. Factoring polynomials with rational coefficients. *Mathematische Annalen*, 261:515–534, 1982. 10.1007/BF01457454.
- [44] Tomomi Muto. D-branes on three-dimensional nonAbelian orbifolds. *JHEP*, 9902:008, 1999, hep-th/9811258.
- [45] Hans Peter Nilles, Saúl Ramos-Sánchez, Michael Ratz, and Patrick K. S. Vaudrevange. From strings to the MSSM. *Eur. Phys. J.*, C59:249–267, 2009, 0806.3905.
- [46] Hans Peter Nilles, Saúl Ramos-Sánchez, Patrick K.S. Vaudrevange, and Akin Wingerter. The Orbifolder: A Tool to study the Low Energy Effective Theory of Heterotic Orbifolds. *Comput.Phys.Commun.*, 183:1363–1380, 2012, 1110.5229. 29 pages, web page <http://projects.hepforge.org/orbifolder/>.
- [47] J. Opgenorth, W. Plesken, and T. Schulz. Crystallographic algorithms and tables. *Acta Cryst. Sect. A*, 54, 1998.
- [48] W. Plesken. The carat computer package, 2008.
<http://wwb.math.rwth-aachen.de/carat/index.html>.

- [49] W. Plesken and W. Hanrath. The lattices of six-dimensional euclidean space. *Mathematics of computation*, 43:573–587, 1984.
- [50] Felix Plöger, Saul Ramos-Sánchez, Michael Ratz, and Patrick K. S. Vaudrevange. Mirage torsion. *JHEP*, 04:063, 2007, hep-th/0702176.
- [51] Saúl Ramos-Sánchez. Towards Low Energy Physics from the Heterotic String. *Fortsch.Phys.*, 10:907–1036, 2009, 0812.3560. Ph.D.Thesis (Advisor: H.P. Nilles).
- [52] Eric R. Sharpe. Discrete torsion. *Phys. Rev.*, D68:126003, 2003, hep-th/0008154.
- [53] Cumrun Vafa. Modular invariance and discrete torsion on orbifolds. *Nucl. Phys.*, B273:592, 1986.
- [54] Cumrun Vafa and Edward Witten. On orbifolds with discrete torsion. *J. Geom. Phys.*, 15:189–214, 1995, hep-th/9409188.

