



**Universiteit  
Leiden**  
The Netherlands

## **Soil organic amendments for climate-smart agriculture**

Kok, D.D.

### **Citation**

Kok, D. D. (2024, September 26). *Soil organic amendments for climate-smart agriculture*. Retrieved from <https://hdl.handle.net/1887/4093453>

Version: Publisher's Version

License: [Licence agreement concerning inclusion of doctoral thesis in the Institutional Repository of the University of Leiden](#)

Downloaded from: <https://hdl.handle.net/1887/4093453>

**Note:** To cite this publication please use the final published version (if applicable).

# REFERENCES

## A

- Abiven, Samuel, Safya Menasseri, and Claire Chenu. 2009. "The Effects of Organic Inputs over Time on Soil Aggregate Stability - A Literature Analysis." *Soil Biology and Biochemistry* 41(1):1–12.
- Abramoff, Rose, Xiaofeng Xu, Melannie Hartman, Sarah O'Brien, Wenting Feng, Eric Davidson, Adrien Finzi, Daryl Moorhead, Josh Schimel, Margaret Torn, and Melanie A. Mayes. 2018. "The Millennial Model: In Search of Measurable Pools and Transformations for Modeling Soil Carbon in the New Century." *Biogeochemistry* 137(1):51–71. doi: 10.1007/s10533-017-0409-7.
- Aday, Shaker A., Kawther A. Hameed, and Murtadha A. Al-faris. 2019. "Effect of a Combined Machine Parts Depths, Soil Depths and Manure Application on Soil Saturated Hydraulic Conductivity." P. 092009 in *Journal of Physics: Conference Series*. Vol. 1294. IOP Publishing.
- Ahmad, Amjad A., Theodore JK Radovich, Hue V. Nguyen, Jensen Uyeda, Alton Arakaki, Jeana Cadby, Robert Paull, Jari Sugano, and Glenn Teves. 2016. "Use of Organic Fertilizers to Enhance Soil Fertility, Plant Growth, and Yield in a Tropical Environment." *Organic Fertilizers-From Basic Concepts to Applied Outcomes* 85–108.
- Ahmad, Riaz, Rai S. Kookana, Angus M. Alston, and Jan O. Skjemstad. 2001. "The Nature of Soil Organic Matter Affects Sorption of Pesticides. 1. Relationships with Carbon Chemistry as Determined by <sup>13</sup>C CPMAS NMR Spectroscopy." *Environmental Science & Technology* 35(5):878–84. doi: 10.1021/es001446i.
- Albiach, R., R. Canet, F. Pomares, and F. Ingelmo. 2001. "Organic Matter Components and Aggregate Stability after the Application of Different Amendments to a Horticultural Soil." *Bioresource Technology* 76(2):125–29. doi: 10.1016/S0960-8524(00)00090-0.
- Ali, Genevieve, Merrin Macrae, Matthew Walker, Janelle Laing, and David Lobb. 2018. "Preferential Flow in Vertisolic Soils with and without Organic Amendments." *Agricultural & Environmental Letters* 3(1):180018. doi: 10.2134/acl2018.04.0018.
- Alletto, Lionel, and Yves Coquet. 2009. "Temporal and Spatial Variability of Soil Bulk Density and Near-Saturated Hydraulic Conductivity under Two Contrasted Tillage Management Systems." *Geoderma* 152(1):85–94. doi: 10.1016/j.geoderma.2009.05.023.
- Allison, Steven D. 2012. "A Trait-Based Approach for Modelling Microbial Litter Decomposition." *Ecol. Lett.* 15(9):1058–70. doi: 10.1111/j.1461-0248.2012.01807.x.
- Allison, Steven D. 2014. "Modeling Adaptation of Carbon Use Efficiency in Microbial Communities." *Frontiers in Microbiology* 5.

- Allison, Steven D., Ying Lu, Claudia Weihe, Michael L. Goulden, Adam C. Martiny, Kathleen K. Treseder, and Jennifer B. H. Martiny. 2013. "Microbial Abundance and Composition Influence Litter Decomposition Response to Environmental Change." *Ecology* 94(3):714–25. doi: 10.1890/12-1243.1.
- Allison, Steven D., and Jennifer B. H. Martiny. 2008. "Colloquium Paper: Resistance, Resilience, and Redundancy in Microbial Communities." *Proc. Natl. Acad. Sci. U. S. A.* 105 Suppl 1(Supplement 1):11512–19. doi: 10.1073/pnas.0801925105.
- Allison, Steven D., Matthew D. Wallenstein, and Mark A. Bradford. 2010. "Soil-Carbon Response to Warming Dependent on Microbial Physiology." *Nat. Geosci.* 3(5):336–40. doi: 10.1038/ngeo846.
- Allison, Steven D., Michael N. Weintraub, Tracy B. Gartner, and Mark P. Waldrop. 2011. "Evolutionary-Economic Principles as Regulators of Soil Enzyme Production and Ecosystem Function." Pp. 229–43 in *Soil Enzymology, Soil Biology*, edited by G. Shukla and A. Varma. Berlin, Heidelberg: Springer.
- Amelung, W., D. Bossio, W. de Vries, I. Kögel-Knabner, J. Lehmann, R. Amundson, R. Bol, C. Collins, R. Lal, J. Leifeld, B. Minasny, G. Pan, K. Paustian, C. Rumpel, J. Sanderman, J. W. van Groenigen, S. Mooney, B. van Wesemael, M. Wander, and A. Chabbi. 2020. "Towards a Global-Scale Soil Climate Mitigation Strategy." *Nature Communications* 11(1):5427. doi: 10.1038/s41467-020-18887-7.
- Amelung, W., S. Brodowski, A. Sandhage-Hofmann, and R. Bol. 2008. "Chapter 6 Combining Biomarker with Stable Isotope Analyses for Assessing the Transformation and Turnover of Soil Organic Matter." Pp. 155–250 in *Advances in Agronomy*. Vol. 100. Academic Press.
- Andreini, M. S., and T. S. Steenhuis. 1990. "Preferential Paths of Flow under Conventional and Conservation Tillage." *Geoderma* 46(1–3):85–102.
- Angelova, V. R., V. I. Akova, N. S. Artinova, and K. I. Ivanov. 2013. "The Effect of Organic Amendments on Soil Chemical Characteristics." 14.
- Angst, Šárka, Carsten W. Mueller, Tomáš Cajthaml, Gerrit Angst, Zuzana Lhotáková, Martin Bartuška, Alexandra Špaldoňová, and Jan Frouz. 2017. "Stabilization of Soil Organic Matter by Earthworms Is Connected with Physical Protection Rather than with Chemical Changes of Organic Matter." *Geoderma* 289:29–35. doi: 10.1016/j.geoderma.2016.11.017.
- Ankenbauer, Kyle J., and Steven P. Loheide. 2017. "The Effects of Soil Organic Matter on Soil Water Retention and Plant Water Use in a Meadow of the Sierra Nevada, CA." *Hydrological Processes* 31(4):891–901. doi: 10.1002/hyp.11070.
- Annabi, M., Y. Le Bissonnais, M. Le Villio-Poitrenaud, and S. Houot. 2011. "Improvement of Soil Aggregate Stability by Repeated Applications of Organic Amendments to a Cultivated Silty Loam Soil." *Agriculture, Ecosystems and Environment* 144(1):382–89. doi: 10.1016/j.agee.2011.07.005.
- Arshad, M. A., A. J. Franzluebbers, and R. H. Azooz. 1999. "Components of Surface Soil Structure under Conventional and No-Tillage in Northwestern Canada." *Soil and Tillage Research* 53(1):41–47. doi: 10.1016/S0167-1987(99)00075-6.
- Atlas, Ronald M. 1998. *Microbial Ecology: Fundamentals and Applications*. Pearson Education India.
- Aye, Nang Seng, Clayton R. Butterly, Peter W. G. Sale, and Caixian Tang. 2018. "Interactive Effects of Initial pH and Nitrogen Status on Soil Organic Carbon Priming by Glucose and Lignocellulose." *Soil Biol. Biochem.* 123:33–44. doi: 10.1016/j.soilbio.2018.04.027.
- Aznar-Sánchez, José A., Juan F. Velasco-Muñoz, Belén López-Felices, and Fernando del Moral-Torres. 2020. "Barriers and Facilitators for Adopting Sustainable Soil Management Practices in Mediterranean Olive Groves." *Agronomy* 10(4):506. doi: 10.3390/agronomy10040506.

# B

- Bai, Z. G., D. L. Dent, L. Olsson, and M. E. Schaepman. n.d. "Global Assessment of Land Degradation and Improvement 1. Identification by Remote Sensing." 78.
- Balaria, Ankit, and Chris E. Johnson. 2013. "Compositional Characterization of Soil Organic Matter and Hot-Water-Extractable Organic Matter in Organic Horizons Using a Molecular Mixing Model." *Journal of Soils and Sediments* 13(6):1032–42. doi: 10.1007/s11368-013-0690-6.
- Baldock, J. A., C. Creamer, S. Szarvas, J. McGowan, T. Carter, and M. Farrell. 2020. "Linking Decomposition Rates of Soil Organic Amendments to Their Chemical Composition." *Soil Research*. doi: 10.1071/SR20269.
- Baldrian, P. 2009. "Microbial Enzyme-Catalyzed Processes in Soils and Their Analysis." *Plant, Soil and Environment* 55(No. 9):370–78. doi: 10.17221/134/2009-PSE.
- Balesdent, J., C. Chenu, and M. Balabane. 2000. "Relationship of Soil Organic Matter Dynamics to Physical Protection and Tillage." *Soil and Tillage Research* 53(3):215–30. doi: 10.1016/S0167-1987(99)00107-5.
- Balser, Teri C., Ann P. Kinzig, and Mary K. Firestone. 2013. "12. Linking Soil Microbial Communities and Ecosystem Functioning." Pp. 265–93 in *The Functional Consequences of Biodiversity: Empirical Progress and Theoretical Extensions (MPB-33)*. Princeton University Press.
- Barmantlo, S. Henrik, Maarten Schrama, Ellard R. Hunting, Roel Heutink, Peter M. van Bodegom, Geert R. de Snoo, and Martina G. Vijver. 2018. "Assessing Combined Impacts of Agrochemicals: Aquatic Macroinvertebrate Population Responses in Outdoor Mesocosms." *Science of The Total Environment* 631–632:341–47. doi: 10.1016/j.scitotenv.2018.03.021.
- Barmantlo, S. Henrik, Maarten Schrama, Geert R. de Snoo, Peter M. van Bodegom, André van Nieuwenhuijzen, and Martina G. Vijver. 2021. "Experimental Evidence for Neonicotinoid Driven Decline in Aquatic Emerging Insects." *Proceedings of the National Academy of Sciences* 118(44). doi: 10.1073/pnas.2105692118.
- Barzegar, A. R., A. Yousefi, and A. Daryashenas. 2002. "The Effect of Addition of Different Amounts and Types of Organic Materials on Soil Physical Properties and Yield of Wheat." *Plant Soil* 247(2):295–301. doi: 10.1023/A:1021561628045.
- Baskaran, Preetisri, Alf Ekblad, Laure N. Soucémariadin, Riitta Hyvönen, Jürgen Schleucher, and Björn D. Lindahl. 2019. "Nitrogen Dynamics of Decomposing Scots Pine Needle Litter Depends on Colonizing Fungal Species." *FEMS Microbiology Ecology* 95(6):fiz059. doi: 10.1093/femsec/fiz059.
- Bastida, F., I. F. Torres, T. Hernández, and C. García. 2017. "The Impacts of Organic Amendments: Do They Confer Stability against Drought on the Soil Microbial Community?" *Soil Biol. Biochem.* 113:173–83. doi: 10.1016/j.soilbio.2017.06.012.
- Bates, Douglas, Martin Mächler, Ben Bolker, and Steve Walker. 2015. "Fitting Linear Mixed-Effects Models Using lme4." *Journal of Statistical Software, Articles* 67(1):1–48. doi: 10.18637/jss.v067.i01.
- Batjes, N. h. 1996. "Total Carbon and Nitrogen in the Soils of the World." *European Journal of Soil Science* 47(2):151–63. doi: 10.1111/j.1365-2389.1996.tb01386.x.
- Beaugeard, Erika, François Brischoux, and Frédéric Angelier. 2021. "Green Infrastructures and Ecological Corridors Shape Avian Biodiversity in a Small French City." *Urban Ecosystems* 24(3):549–60. doi: 10.1007/s11252-020-01062-7.
- Benbi, D. K., and M. K. Khosa. 2014. "Effects of Temperature, Moisture, and Chemical Composition of Organic Substrates on C Mineralization in Soils." *Communications in Soil Science and Plant Analysis* 45(21):2734–53. doi: 10.1080/00103624.2014.950423.

- Bending, Gary D., Mary K. Turner, and Julie E. Jones. 2002. "Interactions between Crop Residue and Soil Organic Matter Quality and the Functional Diversity of Soil Microbial Communities." *Soil Biology and Biochemistry* 34(8):1073–82. doi: 10.1016/S0038-0717(02)00040-8.
- Bérard, A., T. Bouchet, G. Sévenier, A. L. Pablo, and R. Gros. 2011. "Resilience of Soil Microbial Communities Impacted by Severe Drought and High Temperature in the Context of Mediterranean Heat Waves." *European Journal of Soil Biology* 47(6):333–42. doi: 10.1016/j.ejsobi.2011.08.004.
- Bescansa, P., M. J. Imaz, I. Virto, A. Enrique, and W. B. Hoogmoed. 2006. "Soil Water Retention as Affected by Tillage and Residue Management in Semiarid Spain." *Soil and Tillage Research* 87(1):19–27. doi: 10.1016/j.still.2005.02.028.
- Biala, Johannes, and Els Wynen. 1998. "Is There a Market for Compost in Agriculture." Pp. 15–17 in *Proceeding of the international composting conference, Melbourne*.
- Bijttebier, Jo, Greet Ruyschaert, Renske Hijbeek, B. Rijk, Magdalena Werner, Isabelle Raschke, H. H. Steinmann, K. Zylowska, Annette Pronk, Norman Schlatter, Gema Guzman, Alina Syp, Luca Bechini, Nadine Turpin, Nadine Guiffant, Eric Perret, N. Mauhé, C. Toqué, Laura Zavattaro, C. Costamagna, Carlo Grignani, Taru Lehtinen, Andreas Baumgarten, Heide Spiegel, A. Portero, Tom Van Walleghem, A. Pedrera, A. Laguna, Karl Vanderlinden, and V. Giraldez. 2015. "Farmers Review of Best Management Practices: Drivers and Barriers as Seen by Adopters and Non-Adopters: Catch-C Rapport D4.422."
- Biomassa Alliantie. 2017. "Waarde van Maaisel: Circulair Terreinbeheer in de Praktijk."
- Bird, Jeffrey A., Donald J. Herman, and Mary K. Firestone. 2011. "Rhizosphere Priming of Soil Organic Matter by Bacterial Groups in a Grassland Soil." *Soil Biology and Biochemistry* 43(4):718–25. doi: 10.1016/j.soilbio.2010.08.010.
- Blagodatskaya, E., and Y. Kuzyakov. 2008. "Mechanisms of Real and Apparent Priming Effects and Their Dependence on Soil Microbial Biomass and Community Structure: Critical Review." *Biology and Fertility of Soils* 45(2):115–31. doi: 10.1007/s00374-008-0334-y.
- Blagodatskaya, Evgenia, Nikita Khomyakov, Olga Myachina, Irina Bogomolova, Sergey Blagodatsky, and Yakov Kuzyakov. 2014. "Microbial Interactions Affect Sources of Priming Induced by Cellulose." *Soil Biology and Biochemistry* 74:39–49. doi: 10.1016/j.soilbio.2014.02.017.
- Blagodatsky, S. A., and O. Richter. 1998. "Microbial Growth in Soil and Nitrogen Turnover: A Theoretical Model Considering the Activity State of Microorganisms." *Soil Biology and Biochemistry* 30(13):1743–55. doi: 10.1016/S0038-0717(98)00028-5.
- Blagodatsky, Sergey, Evgenia Blagodatskaya, Tatyana Yuyukina, and Yakov Kuzyakov. 2010. "Model of Apparent and Real Priming Effects: Linking Microbial Activity with Soil Organic Matter Decomposition." *Soil Biol. Biochem.* 42(8):1275–83. doi: 10.1016/j.soilbio.2010.04.005.
- Blanco-Canqui, Humberto, and R. Lal. 2009. "Crop Residue Removal Impacts on Soil Productivity and Environmental Quality." *Critical Reviews in Plant Sciences* 28(3):139–63. doi: 10.1080/07352680902776507.
- Bodirsky, Benjamin Leon, Alexander Popp, Hermann Lotze-Campen, Jan Philipp Dietrich, Susanne Rolinski, Isabelle Weindl, Christoph Schmitz, Christoph Müller, Markus Bonsch, Florian Humpenöder, Anne Biewald, and Miodrag Stevanovic. 2014. "Reactive Nitrogen Requirements to Feed the World in 2050 and Potential to Mitigate Nitrogen Pollution." *Nature Communications* 5(1):3858. doi: 10.1038/ncomms4858.
- Bogaard, Amy, Rebecca Fraser, Tim HE Heaton, Michael Wallace, Petra Vaiglova, Michael Charles, Glynis Jones, Richard P. Evershed, Amy K. Styring, Niels H. Andersen, and others. 2013. "Crop Manuring and Intensive Land Management by Europe's First Farmers." *Proceedings of the National Academy of Sciences* 110(31):12589–94.
- Bonanomi, Giuliano, Tushar C. Sarker, Maurizio Zotti, Gaspare Cesarano, Emilia Allevato, and Stefano Mazzoleni. 2019. "Predicting Nitrogen Mineralization from Organic Amendments: Beyond C/N Ratio by 13C-CPMAS NMR Approach." *Plant and Soil* 441(1):129–46. doi: 10.1007/s11104-019-04099-6.
- Bouskill, Nicholas J., Tana E. Wood, Richard Baran, Zhao Hao, Zaw Ye, Ben P. Bowen, Hsiao Chien Lim, Peter S. Nico, Hoi-Ying Holman, Benjamin Gilbert, Whendee L. Silver, Trent R.

- Northen, and Eoin L. Brodie. 2016. "Belowground Response to Drought in a Tropical Forest Soil. II. Change in Microbial Function Impacts Carbon Composition." *Frontiers in Microbiology* 7:323. doi: 10.3389/fmicb.2016.00323.
- Bouwman, Lex, Kees Klein Goldewijk, Klaas W. Van Der Hoek, Arthur H. W. Beusen, Detlef P. Van Vuuren, Jaap Willems, Mariana C. Rufino, and Elke Stehfest. 2013. "Exploring Global Changes in Nitrogen and Phosphorus Cycles in Agriculture Induced by Livestock Production over the 1900–2050 Period." *Proceedings of the National Academy of Sciences* 110(52):20882–87. doi: 10.1073/pnas.1012878108.
- Bradford, M. A., N. Fierer, and J. F. Reynolds. 2008. "Soil Carbon Stocks in Experimental Mesocosms Are Dependent on the Rate of Labile Carbon, Nitrogen and Phosphorus Inputs to Soils." *Functional Ecology* 22(6):964–74. doi: 10.1111/j.1365-2435.2008.01404.x.
- Breitenbeck, G., and David Schellinger. 2013. "Calculating the Reduction in Material Mass And Volume during Composting." *Compost Science & Utilization* 12:365–71. doi: 10.1080/1065657X.2004.10702206.
- Briga, Michael, and Simon Verhulst. 2015. "Large Diurnal Temperature Range Increases Bird Sensitivity to Climate Change." *Scientific Reports* 5(1):16600. doi: 10.1038/srep16600.
- Bronick, C. J., and R. Lal. 2005. "Soil Structure and Management: A Review." *Geoderma* 124(1):3–22. doi: 10.1016/j.geoderma.2004.03.005.
- Brookes, P. C., Andrea Landman, G. Pruden, and D. S. Jenkinson. 1985. "Chloroform Fumigation and the Release of Soil Nitrogen: A Rapid Direct Extraction Method to Measure Microbial Biomass Nitrogen in Soil." *Soil Biology and Biochemistry* 17(6):837–42. doi: 10.1016/0038-0717(85)90144-0.
- Brown, Sally, and Matt Cotton. 2011. "Changes in Soil Properties and Carbon Content Following Compost Application: Results of On-Farm Sampling." *Compost Sci. Util.* 19(2):87–96. doi: 10.1080/1065657X.2011.10736983.
- Bu, Xiaoli, Limin Wang, Wenbao Ma, Xingna Yu, William H. McDowell, and Honghua Ruan. 2010. "Spectroscopic Characterization of Hot-Water Extractable Organic Matter from Soils under Four Different Vegetation Types along an Elevation Gradient in the Wuyi Mountains." *Geoderma* 159(1):139–46. doi: 10.1016/j.geoderma.2010.07.005.
- Buchkowski, Robert W., Mark A. Bradford, Andrew Stuart Grandy, Oswald J. Schmitz, and William R. Wieder. 2017. "Applying Population and Community Ecology Theory to Advance Understanding of Belowground Biogeochemistry." *Ecology Letters* 20(2):231–45. doi: <https://doi.org/10.1111/ele.12712>.
- Buchkowski, Robert W., Oswald J. Schmitz, and Mark A. Bradford. 2015. "Microbial Stoichiometry Overrides Biomass as a Regulator of Soil Carbon and Nitrogen Cycling." *Ecology* 96(4):1139–49. doi: 10.1890/14-1327.1.

## C

- Campbell, Bruce M., Sonja J. Vermeulen, Pramod K. Aggarwal, Caitlin Corner-Dolloff, Evan Girvetz, Ana Maria Loboguerrero, Julian Ramirez-Villegas, Todd Rosenstock, Leocadio Sebastian, Philip K. Thornton, and Eva Wollenberg. 2016. "Reducing Risks to Food Security from Climate Change." *Global Food Security* 11:34–43. doi: 10.1016/j.gfs.2016.06.002.
- Canarini, Alberto, Yolima Carrillo, Pierre Mariotte, Lachlan Ingram, and Feike A. Dijkstra. 2016. "Soil Microbial Community Resistance to Drought and Links to C Stabilization in an Australian Grassland." *Soil Biology and Biochemistry* 103:171–80. doi: 10.1016/j.soilbio.2016.08.024.
- Carron, M. P., M. Pierrat, D. Snoeck, C. Villenave, F. Ribeyre, Suhardi, R. Marichal, J. P. Caliman, M. P. Carron, M. Pierrat, D. Snoeck, C. Villenave, F. Ribeyre, Suhardi, R. Marichal, and J. P.

- Caliman. 2015. "Temporal Variability in Soil Quality after Organic Residue Application in Mature Oil Palm Plantations." *Soil Research* 53(2):205–15. doi: 10.1071/SR14249.
- Castellini, Mirko, Mariangela Diacono, Antonio Preite, and Francesco Montemurro. 2022. "Short- and Medium-Term Effects of On-Farm Compost Addition on the Physical and Hydraulic Properties of a Clay Soil." *Agronomy* 12:1446. doi: 10.3390/agronomy12061446.
- Celik, I., I. Ortas, and S. Kilic. 2004. "Effects of Compost, Mycorrhiza, Manure and Fertilizer on Some Physical Properties of a Chromoxerert Soil." *Soil Tillage Res.* 78(1):59–67. doi: 10.1016/j.still.2004.02.012.
- Celik, Ismail, Hikmet Gunal, Mesut Budak, and Cagdas Akpınar. 2010. "Effects of Long-Term Organic and Mineral Fertilizers on Bulk Density and Penetration Resistance in Semi-Arid Mediterranean Soil Conditions." *Geoderma* 160(2):236–43. doi: 10.1016/j.geoderma.2010.09.028.
- Cercioglu, M. 2017. "The Role of Organic Soil Amendments on Soil Physical Properties and Yield of Maize (Zea Mays L.)." *Commun. Soil Sci. Plant Anal.* 48(6):683–91. doi: 10.1080/00103624.2017.1298787.
- Chambal Pandey, Chambal, and Sanjay Sanjay Shukla. 2006. "Effects of Soil Organic Amendment on Water and Nutrient Movement in a Sandy Soil." P. 1 in *American Society of Agricultural and Biological Engineers*. St. Joseph, MI: American Society of Agricultural and Biological Engineers.
- Chandra, Priyanka, Amoolya Wunnava, Pooja Verma, Amaresh Chandra, and Rakesh Kumar Sharma. 2021. "Strategies to Mitigate the Adverse Effect of Drought Stress on Crop Plants—Influences of Soil Bacteria: A Review." *Pedosphere* 31(3):496–509. doi: 10.1016/S1002-0160(20)60092-3.
- Chavan, Shraddha, Bhoomika Yadav, Anusha Atmakuri, R. D. Tyagi, Jonathan W. C. Wong, and Patrick Drogui. 2022. "Bioconversion of Organic Wastes into Value-Added Products: A Review." *Bioresource Technology* 344:126398. doi: 10.1016/j.biortech.2021.126398.
- Chen, Huaihai, Kayan Ma, Caiyan Lu, Qi Fu, Yingbo Qiu, Jiayi Zhao, Yu Huang, Yuchun Yang, Christopher W. Schadt, and Hao Chen. 2022. "Functional Redundancy in Soil Microbial Community Based on Metagenomics Across the Globe." *Frontiers in Microbiology* 13.
- Chen, Leiyi, Li Liu, Shuqi Qin, Guibiao Yang, Kai Fang, Biao Zhu, Yakov Kuzyakov, Pengdong Chen, Yunping Xu, and Yuanhe Yang. 2019. "Regulation of Priming Effect by Soil Organic Matter Stability over a Broad Geographic Scale." *Nat. Commun.* 10(1):5112. doi: 10.1038/s41467-019-13119-z.
- Chen, Lijun, Yuji Jiang, Chao Liang, Yu Luo, Qinsong Xu, Cheng Han, Qiguo Zhao, and Bo Sun. 2019. "Competitive Interaction with Keystone Taxa Induced Negative Priming under Biochar Amendments." *Microbiome* 7(1):77. doi: 10.1186/s40168-019-0693-7.
- Chen, Ruirui, Mehmet Senbayram, Sergey Blagodatsky, Olga Myachina, Klaus Dittert, Xiangui Lin, Evgenia Blagodatskaya, and Yakov Kuzyakov. 2014. "Soil C and N Availability Determine the Priming Effect: Microbial N Mining and Stoichiometric Decomposition Theories." *Global Change Biology* 20(7):2356–67. doi: 10.1111/gcb.12475.
- Chhetri, Netra, and Pashupati Chaudhary. 2011. "Green Revolution: Pathways to Food Security in an Era of Climate Variability and Change?" *Journal of Disaster Research* 6:486–97. doi: 10.20965/jdr.2011.p0486.
- Chodak, Marcin, Marcin Gołębiewski, Justyna Morawska-Płoskonka, Katarzyna Kuduk, and Maria Niklińska. 2015. "Soil Chemical Properties Affect the Reaction of Forest Soil Bacteria to Drought and Rewetting Stress." *Annals of Microbiology* 65(3):1627–37. doi: 10.1007/s13213-014-1002-0.
- Christensen, Bent T. 1996. "Matching Measurable Soil Organic Matter Fractions with Conceptual Pools in Simulation Models of Carbon Turnover: Revision of Model Structure." Pp. 143–59 in *Evaluation of Soil Organic Matter Models, NATO ASI Series*, edited by D. S. Powlson, P. Smith, and J. U. Smith. Berlin, Heidelberg: Springer.

- Cleveland, Cory C., and Daniel Liptzin. 2007. "C:N:P Stoichiometry in Soil: Is There a 'Redfield Ratio' for the Microbial Biomass?" *Biogeochemistry* 85(3):235–52. doi: 10.1007/s10533-007-9132-0.
- Clocchiatti, Anna, S. Emilia Hannula, Marlies van den Berg, Gerard Korthals, and Wietse de Boer. 2020. "The Hidden Potential of Saprotrophic Fungi in Arable Soil: Patterns of Short-Term Stimulation by Organic Amendments." *Applied Soil Ecology* 147:103434. doi: 10.1016/j.apsoil.2019.103434.
- Conant, Richard T., Michael Ryan, Goran I. Agren, Hannah E. Birge, Eric A. Davidson, Peter E. Eliasson, Sarah E. Evans, Serita D. Frey, Christian P. Giardina, Francesca M. Hopkins, Riitta Hyvonen, Miko U. . Kirschbaum, Jocelyn M. Lavelle, Jens Leifeld, William J. Parton, Jessica Megan Steinweg, Matthew D. Wallenstein, J. Martin Wetterstedt, and Mark A. Bradford. 2011. "Temperature and Soil Organic Matter Decomposition Rates - Synthesis of Current Knowledge and a Way Forward." *Global Change Biology*. 17: 3392-3404. 3392–3404.
- Condrón, Leo, Christine Stark, Maureen O'Callaghan, Peter Clinton, and Zhiqun Huang. 2010. "The Role of Microbial Communities in the Formation and Decomposition of Soil Organic Matter." Pp. 81–118 in *Soil Microbiology and Sustainable Crop Production*, edited by G. R. Dixon and E. L. Tilston. Dordrecht: Springer Netherlands.
- Cornelis, Wim, Geoffrey Waweru, and Tesfay Araya. 2019. "Building Resilience Against Drought and Floods: The Soil-Water Management Perspective." Pp. 125–42 in *Sustainable Agriculture Reviews 29: Sustainable Soil Management: Preventive and Ameliorative Strategies*, *Sustainable Agriculture Reviews*, edited by R. Lal and R. Francaviglia. Cham: Springer International Publishing.
- Cotrufo, M. Francesca, Maria Giovanna Ranalli, Michelle L. Haddix, Johan Six, and Emanuele Lugato. 2019. "Soil Carbon Storage Informed by Particulate and Mineral-Associated Organic Matter." *Nature Geoscience* 12(12):989–94. doi: 10.1038/s41561-019-0484-6.
- Cotrufo, M. Francesca, Matthew D. Wallenstein, Claudia M. Boot, Karolien Denef, and Eldor Paul. 2013. "The Microbial Efficiency-Matrix Stabilization (MEMS) Framework Integrates Plant Litter Decomposition with Soil Organic Matter Stabilization: Do Labile Plant Inputs Form Stable Soil Organic Matter?" *Glob. Chang. Biol.* 19(4):988–95. doi: 10.1111/gcb.12113.
- Creamer, Courtney A., Alexandre B. de Menezes, Evelyn S. Krull, Jonathan Sanderman, Rosa Newton-Walters, and Mark Farrell. 2015. "Microbial Community Structure Mediates Response of Soil C Decomposition to Litter Addition and Warming." *Soil Biol. Biochem.* 80:175–88. doi: 10.1016/j.soilbio.2014.10.008.
- Crowther, Thomas W., Noah W. Sokol, Emily E. Oldfield, Daniel S. Maynard, Stephen M. Thomas, and Mark A. Bradford. 2015. "Environmental Stress Response Limits Microbial Necromass Contributions to Soil Organic Carbon." *Soil Biol. Biochem.* 85:153–61. doi: 10.1016/j.soilbio.2015.03.002.
- Cui, Jun, Zhenke Zhu, Xingliang Xu, Shoulong Liu, Davey L. Jones, Yakov Kuzyakov, Olga Shibistova, Jinshui Wu, and Tida Ge. 2020. "Carbon and Nitrogen Recycling from Microbial Necromass to Cope with C:N Stoichiometric Imbalance by Priming." *Soil Biology and Biochemistry* 142:107720. doi: 10.1016/j.soilbio.2020.107720.
- Curtis, T. P., and W. T. Sloan. 2005. "Exploring Microbial Diversity--A Vast Below." *Science* 309(5739):1331–33. doi: 10.1126/science.1118176.
- Cusack, Daniela, Whendee Silver, Margaret Torn, Sarah Burton, and Mary Firestone. 2011. "Changes in Microbial Community Characteristics and Soil Organic Matter with Nitrogen Additions in Two Tropical Forests." *Ecology* 92:621–32. doi: 10.1890/10-0459.1.

# D

- Davidson, Eric A., Kathleen E. Savage, and Adrien C. Finzi. 2014. "A Big-Microsite Framework for Soil Carbon Modeling." *Global Change Biology* 20(12):3610–20. doi: 10.1111/gcb.12718.
- De Graaff, Marie Anne, Aimee T. Classen, Hector F. Castro, and Christopher W. Schadt. 2010. "Labile Soil Carbon Inputs Mediate the Soil Microbial Community Composition and Plant Residue Decomposition Rates." *New Phytol.* 188(4):1055–64. doi: 10.1111/j.1469-8137.2010.03427.x.
- De Vries, Franciska T., Elisa Thébault, Mira Liiri, Klaus Birkhofer, Maria A. Tsiafouli, Lisa Bjørnlund, Helene Bracht Jørgensen, Mark Vincent Brady, Søren Christensen, Peter C. De Ruiter, Tina D'Hertefeldt, Jan Frouz, Katarina Hedlund, Lia Hemerik, W. H. Gera Hol, Stefan Hotes, Simon R. Mortimer, Heikki Setälä, Stefanos P. Sgardelis, Karoline Uteseny, Wim H. Van Der Putten, Volkmar Wolters, and Richard D. Bardgett. 2013. "Soil Food Web Properties Explain Ecosystem Services across European Land Use Systems." *Proc. Natl. Acad. Sci. U. S. A.* 110(35):14296–301. doi: 10.1073/pnas.1305198110.
- Deb, Sanjit K., and Manoj K. Shukla. 2012. "Variability of Hydraulic Conductivity Due to Multiple Factors." *American Journal of Environmental Sciences* 8(5):489.
- Delibacak, S., B. Okur, and A. R. Ongun. 2009. "Effects of Treated Sewage Sludge Levels on Temporal Variations of Some Soil Properties of a Typic Xerofluvent Soil in Menemen Plain, Western Anatolia, Turkey." *Environmental Monitoring and Assessment* 148(1–4):85–95. doi: 10.1007/s10661-007-0141-1.
- Demir, Y., and A. Doğan Demir. 2019. "The Effect of Organic Matter Applications on the Saturated Hydraulic Conductivity and Available Water-Holding Capacity of Sandy Soils." *Applied Ecology and Environmental Research* 17(2):3137–46.
- Di Lonardo, D. P., W. De Boer, P. J. A. Klein Gunnewiek, S. E. Hannula, and A. Van der Wal. 2017. "Priming of Soil Organic Matter: Chemical Structure of Added Compounds Is More Important than the Energy Content." *Soil Biology and Biochemistry* 108:41–54. doi: 10.1016/j.soilbio.2017.01.017.
- Diacono, Mariangela, and Francesco Montemurro. 2010. "Long-Term Effects of Organic Amendments on Soil Fertility. A Review." *Agron. Sustain. Dev.* 30(2):401–22. doi: 10.1051/agro/2009040.
- Diacono, Mariangela, and Francesco Montemurro. 2011. "Long-Term Effects of Organic Amendments on Soil Fertility." Pp. 761–86 in *Sustainable Agriculture Volume 2*, edited by E. Lichtfouse, M. Hamelin, M. Navarrete, and P. Debaeke. Dordrecht: Springer Netherlands.
- Doi, Hideyuki, Kimiko Uchii, Teruhiko Takahara, Saeko Matsushashi, Hiroki Yamanaka, and Toshifumi Minamoto. 2015. "Use of Droplet Digital PCR for Estimation of Fish Abundance and Biomass in Environmental DNA Surveys." *PLOS ONE* 10(3):e0122763. doi: 10.1371/journal.pone.0122763.
- Donat, M. G., L. V. Alexander, H. Yang, I. Durre, R. Vose, R. J. H. Dunn, K. M. Willett, E. Aguilar, M. Brunet, J. Caesar, B. Hewitson, C. Jack, A. M. G. Klein Tank, A. C. Kruger, J. Marengo, T. C. Peterson, M. Renom, C. Oria Rojas, M. Rusticucci, J. Salinger, A. S. Elrayah, S. S. Sekele, A. K. Srivastava, B. Trewin, C. Villarroel, L. A. Vincent, P. Zhai, X. Zhang, and S. Kitching. 2013. "Updated Analyses of Temperature and Precipitation Extreme Indices since the Beginning of the Twentieth Century: The HadEX2 Dataset." *Journal of Geophysical Research: Atmospheres* 118(5):2098–2118. doi: 10.1002/jgrd.50150.
- Donhauser, Johanna, Pascal A. Niklaus, Johannes Rousk, Catherine Larose, and Beat Frey. 2020. "Temperatures beyond the Community Optimum Promote the Dominance of Heat-Adapted, Fast Growing and Stress Resistant Bacteria in Alpine Soils." *Soil Biology and Biochemistry* 148:107873. doi: 10.1016/j.soilbio.2020.107873.

- Dutton, Martin V., Christine S. Evans, Peter T. Atkey, and David A. Wood. 1993. "Oxalate Production by Basidiomycetes, Including the White-Rot Species *Coriolus Versicolor* and *Phanerochaete Chrysosporium*." *Applied Microbiology and Biotechnology* 39(1):5–10. doi: 10.1007/BF00166839.
- Dwivedi, D., W. J. Riley, M. S. Torn, N. Spycher, F. Maggi, and J. Y. Tang. 2017. "Mineral Properties, Microbes, Transport, and Plant-Input Profiles Control Vertical Distribution and Age of Soil Carbon Stocks." *Soil Biol. Biochem.* 107:244–59. doi: 10.1016/j.soilbio.2016.12.019.

## E

- Eden, Marie, Horst H. Gerke, and Sabine Houot. 2017. "Organic Waste Recycling in Agriculture and Related Effects on Soil Water Retention and Plant Available Water: A Review." *Agronomy for Sustainable Development* 37(2). doi: 10.1007/s13593-017-0419-9.
- Elahi, Ehsan, Cui Weijun, Huiming Zhang, and Majid Nazeer. 2019. "Agricultural Intensification and Damages to Human Health in Relation to Agrochemicals: Application of Artificial Intelligence." *Land Use Policy* 83:461–74. doi: 10.1016/j.landusepol.2019.02.023.
- Elbersen, H. W., and J. H. Spijker. 2014. *Biomasspotentie Rijkswaterstaat: Analyse van Hoeveelheden En Huidige Toepassing*. Wageningen UR Food & Biobased Research.
- Elliott, Edward T., Keith Paustian, and Serita D. Frey. 1996. "Modeling the Measurable or Measuring the Modelable: A Hierarchical Approach to Isolating Meaningful Soil Organic Matter Fractionations." Pp. 161–79 in *Evaluation of Soil Organic Matter Models, NATO ASI Series*, edited by D. S. Powlson, P. Smith, and J. U. Smith. Berlin, Heidelberg: Springer.
- Engelhart, Phil J., and Arthur V. Douglas. 2005. "Changing Behavior in the Diurnal Range of Surface Air Temperatures over Mexico." *Geophysical Research Letters* 32(1). doi: 10.1029/2004GL021139.
- Ernakovich, Jessica G., Jeff Baldock, Courtney Creamer, Jonathan Sanderman, Karsten Kalbitz, and Mark Farrell. 2021. "A Combined Microbial and Ecosystem Metric of Carbon Retention Efficiency Explains Land Cover-Dependent Soil Microbial Biodiversity–Ecosystem Function Relationships." *Biogeochemistry* 153(1):1–15. doi: 10.1007/s10533-020-00736-w.
- van Es, H. M., C. B. Ogden, R. L. Hill, R. R. Schindelbeck, and T. Tsegaye. 1999. "Integrated Assessment of Space, Time, and Management-Related Variability of Soil Hydraulic Properties." *Soil Science Society of America Journal* 63(6):1599–1608. doi: 10.2136/sssaj1999.6361599x.
- España, Helena, Fernando Bas, Raúl Zornoza, Alberto Masaguer, Mónica Gandarillas, Eduardo Arellano, and Rosanna Ginocchio. 2019. "Effectiveness of Pig Sludge as Organic Amendment of Different Textural Class Mine Tailings with Different Periods of Amendment-Contact Time." *Journal of Environmental Management* 230:311–18. doi: 10.1016/j.jenvman.2018.09.022.
- Eusufzai, Moniruzzaman Khan, and Katsumi Fujii. 2012. "Effect of Organic Matter Amendment on Hydraulic and Pore Characteristics of a Clay Loam Soil." *Open Journal of Soil Science* 02(04):372–81. doi: 10.4236/ojss.2012.24044.
- Evans, Sarah E., and Matthew D. Wallenstein. 2012. "Soil Microbial Community Response to Drying and Rewetting Stress: Does Historical Precipitation Regime Matter?" *Biogeochemistry* 109(1):101–16. doi: 10.1007/s10533-011-9638-3.

# F

- Fang, Yunying, Balwant Singh, and Bhupinder Pal Singh. 2015. "Effect of Temperature on Biochar Priming Effects and Its Stability in Soils." *Soil Biology and Biochemistry* 80:136–45. doi: 10.1016/j.soilbio.2014.10.006.
- Fang, Yunying, Bhupinder Pal Singh, Damian Collins, Roger Armstrong, Lukas Van Zwieten, and Ehsan Tavakkoli. 2020. "Nutrient Stoichiometry and Labile Carbon Content of Organic Amendments Control Microbial Biomass and Carbon-Use Efficiency in a Poorly Structured Sodic-Subsoil." *Biol. Fertil. Soils* 56(2):219–33. doi: 10.1007/s00374-019-01413-3.
- Fang, Yunying, Bhupinder Pal Singh, Pushpinder Matta, Annette L. Cowie, and Lukas Van Zwieten. 2017. "Temperature Sensitivity and Priming of Organic Matter with Different Stabilities in a Vertisol with Aged Biochar." *Soil Biology and Biochemistry* 115:346–56. doi: 10.1016/j.soilbio.2017.09.004.
- Fanin, Nicolas, Gonzague Alavoine, and Isabelle Bertrand. 2020. "Temporal Dynamics of Litter Quality, Soil Properties and Microbial Strategies as Main Drivers of the Priming Effect." *Geoderma* 377:114576. doi: 10.1016/j.geoderma.2020.114576.
- FAO. 2023. *Inorganic Fertilizers: 2000–2021*. Rome, Italy: FAO.
- Fares, Ali, Farhat Abbas, Amjad Ahmad, Jonathan L. Deenik, and Mohammad Safeeq. 2008. "RESPONSE OF SELECTED SOIL PHYSICAL AND HYDROLOGIC PROPERTIES TO MANURE AMENDMENT RATES, LEVELS, AND TYPES." *Soil Science* 173(8):522. doi: 10.1097/SS.0b013e318182b063.
- Felton, G. K. 1995. "Temporal Variation of Soil Hydraulic Properties on Municipal Solid Waste Amended Mine Soils." *Transactions of the ASAE* 38(3):775–82.
- Ferreras, Laura, Elena Gomez, Silvia Toresani, Inés Firpo, and Rossana Rotondo. 2006. "Effect of Organic Amendments on Some Physical, Chemical and Biological Properties in a Horticultural Soil." *Bioresource Technology* 97(4):635–40. doi: 10.1016/j.biortech.2005.03.018.
- Fierer, Noah, Mark A. Bradford, and Robert B. Jackson. 2007. "Toward an Ecological Classification of Soil Bacteria." *Ecology* 88(6):1354–64. doi: 10.1890/05-1839.
- Fierer, Noah, Joseph M. Craine, Kendra McLaughlan, and Joshua P. Schimel. 2005. "Litter Quality and the Temperature Sensitivity of Decomposition." *Ecology* 86(2):320–26. doi: 10.1890/04-1254.
- Fischer, Holger, Axel Meyer, Klaus Fischer, and Yakov Kuzyakov. 2007. "Carbohydrate and Amino Acid Composition of Dissolved Organic Matter Leached from Soil." *Soil Biology and Biochemistry* 39(11):2926–35. doi: 10.1016/j.soilbio.2007.06.014.
- Fontaine, S., C. Henault, A. Aamor, N. Bdioui, J. M. G. Bloor, V. Maire, B. Mary, S. Revalliot, and P. A. Maron. 2011. "Fungi Mediate Long Term Sequestration of Carbon and Nitrogen in Soil through Their Priming Effect." *Soil Biol. Biochem.* 43(1):86–96. doi: 10.1016/j.soilbio.2010.09.017.
- Fontaine, Sébastien, Gérard Bardoux, Danielle Benest, Bruno Verdier, André Mariotti, and Luc Abbadie. 2004. "Mechanisms of the Priming Effect in a Savannah Soil Amended with Cellulose." *Soil Science Society of America Journal* 68(1):125–31. doi: 10.2136/sssaj2004.1250.
- Food and Agriculture Organization of the United Nations. 2018. *Transforming Food and Agriculture to Achieve the SDGs*. Rome.
- Food and Agriculture Organization of the United Nations. 2022. "FAO." *FAOSTAT Statistical Database*. Retrieved January 14, 2022 (<https://www.fao.org/faostat/en/#data/QCL>).
- Fowler, David, Mhairi Coyle, Ute Skiba, Mark A. Sutton, J. Neil Cape, Stefan Reis, Lucy J. Sheppard, Alan Jenkins, Bruna Grizzetti, James N. Galloway, Peter Vitousek, Allison Leach, Alexander

- F. Bouwman, Klaus Butterbach-Bahl, Frank Dentener, David Stevenson, Marcus Amann, and Maren Voss. 2013. "The Global Nitrogen Cycle in the Twenty-First Century." *Philosophical Transactions of the Royal Society B: Biological Sciences* 368(1621):20130164. doi: 10.1098/rstb.2013.0164.
- Foxhall, Lin. 1998. "Snapping up the Unconsidered Trifles: The Use of Agricultural Residues in Ancient Greek and Roman Farming." *Environmental Archaeology* 1(1):35–40. doi: 10.1179/env.1996.1.1.35.
- Francioli, Davide, Elke Schulz, Guillaume Lentendu, Tesfaye Wubet, François Buscot, and Thomas Reitz. 2016. "Mineral vs. Organic Amendments: Microbial Community Structure, Activity and Abundance of Agriculturally Relevant Microbes Are Driven by Long-Term Fertilization Strategies." *Frontiers in Microbiology* 7(SEP):1446. doi: 10.3389/fmicb.2016.01446.
- Freark Beuckens, Ron Boon, Esther Nissen, Coen Uijterlinde, Bouwiene Zwaan, and Jeroen Zwietring. 2017. *Onderzoek Naar Duurzaam Gebruik van Berm- en Sloopmaaisel als Bodemverbeteraar*. Wageningen.
- Fujino, Chie, Satoko Wada, Tomohiko Konoike, Koki Toyota, Yuko Suga, and Jun-ichi Ikeda. 2008. "Effect of Different Organic Amendments on the Resistance and Resilience of the Organic Matter Decomposing Ability of Soil and the Role of Aggregated Soil Structure." *Soil Science and Plant Nutrition* 54(4):534–42. doi: 10.1111/j.1747-0765.2008.00281.x.
- Fujita, Yuki, Jan-Philip M. Witte, and Peter M. van Bodegom. 2014. "Incorporating Microbial Ecology Concepts into Global Soil Mineralization Models to Improve Predictions of Carbon and Nitrogen Fluxes." *Global Biogeochem. Cycles* 28(3):223–38. doi: 10.1002/2013gb004595.
- Fukase, Emiko, and Will Martin. 2020. "Economic Growth, Convergence, and World Food Demand and Supply." *World Development* 132:104954. doi: 10.1016/j.worlddev.2020.104954.

## G

- Gans, Jason, Murray Wolinsky, and John Dunbar. 2005. "Computational Improvements Reveal Great Bacterial Diversity and High Metal Toxicity in Soil." *Science* 309(5739):1387–90. doi: 10.1126/science.1112665.
- Gao, Zhilei, Ida Karlsson, Stefan Geisen, George Kowalchuk, and Alexandre Jousset. 2019. "Protists: Puppet Masters of the Rhizosphere Microbiome." *Trends in Plant Science* 24(2):165–76. doi: 10.1016/j.tplants.2018.10.011.
- García-Orenes, F., C. Guerrero, J. Mataix-Solera, J. Navarro-Pedreño, I. Gómez, and J. Mataix-Beneyto. 2005. "Factors Controlling the Aggregate Stability and Bulk Density in Two Different Degraded Soils Amended with Biosolids." *Soil and Tillage Research* 82(1):65–76. doi: 10.1016/j.still.2004.06.004.
- Garcia-Pausas, Jordi, and Eric Paterson. 2011. "Microbial Community Abundance and Structure Are Determinants of Soil Organic Matter Mineralisation in the Presence of Labile Carbon." *Soil Biology and Biochemistry* 43(8):1705–13. doi: 10.1016/j.soilbio.2011.04.016.
- Geris, Josie, Lucile Verrot, Lei Gao, Xinhua Peng, Joseph Oyesiku-Blakemore, Jo U. Smith, Mark E. Hodson, Blair M. McKenzie, Ganlin Zhang, and Paul D. Hallett. 2021. "Importance of Short-Term Temporal Variability in Soil Physical Properties for Soil Water Modelling under Different Tillage Practices." *Soil and Tillage Research* 213:105132. doi: 10.1016/j.still.2021.105132.
- Geyer, Kevin M., Paul Dijkstra, Robert Sinsabaugh, and Serita D. Frey. 2019. "Clarifying the Interpretation of Carbon Use Efficiency in Soil through Methods Comparison." *Soil Biol. Biochem.* 128:79–88. doi: 10.1016/j.soilbio.2018.09.036.
- Geyer, Kevin M., Emily Kyker-Snowman, A. Stuart Grandy, and Serita D. Frey. 2016. "Microbial Carbon Use Efficiency: Accounting for Population, Community, and Ecosystem-Scale

- Controls over the Fate of Metabolized Organic Matter.” *Biogeochemistry* 127(2–3):173–88. doi: 10.1007/s10533-016-0191-y.
- Ghani, A., M. Dexter, and K. W. Perrott. 2003. “Hot-Water Extractable Carbon in Soils: A Sensitive Measurement for Determining Impacts of Fertilisation, Grazing and Cultivation.” *Soil Biology and Biochemistry* 35(9):1231–43. doi: 10.1016/S0038-0717(03)00186-X.
- Ghee, Claire, Roy Neilson, Paul D. Hallett, David Robinson, and Eric Paterson. 2013. “Priming of Soil Organic Matter Mineralisation Is Intrinsically Insensitive to Temperature.” *Soil Biology and Biochemistry* 66:20–28. doi: 10.1016/j.soilbio.2013.06.020.
- Giorgi, F., E. Coppola, and F. Raffaele. 2014. “A Consistent Picture of the Hydroclimatic Response to Global Warming from Multiple Indices: Models and Observations.” *Journal of Geophysical Research: Atmospheres* 119(20):11,695–11,708. doi: 10.1002/2014JD022238.
- Girei, A., Nafiu Abdu, and Aisha Abdulkadir. 2016. “Temporal Variability of Soil Physico-Chemical Properties under a Long-Term Fertilizer Trial at Samaru, Northern Guinea Savanna of Nigeria.” *International Journal of Plant & Soil Science* 9:1–10. doi: 10.9734/IJPSS/2016/22161.
- Glaser, Bruno. 2007. “Prehistorically Modified Soils of Central Amazonia: A Model for Sustainable Agriculture in the Twenty-First Century.” *Philosophical Transactions of the Royal Society B: Biological Sciences* 362(1478):187–96. doi: 10.1098/rstb.2006.1978.
- Goll, Daniel S., Alexander J. Winkler, Thomas Raddatz, Ning Dong, Ian Colin Prentice, Philippe Ciais, and Victor Brovkin. 2017. “Carbon–Nitrogen Interactions in Idealized Simulations with JSBACH (Version 3.10).” *Geosci. Model Dev.* 10(5):2009–30. doi: 10.5194/gmd-10-2009-2017.
- Gomiero, Tiziano, David Pimentel, and Maurizio G. Paoletti. 2011a. “Environmental Impact of Different Agricultural Management Practices: Conventional vs. Organic Agriculture.” *Critical Reviews in Plant Sciences* 30(1–2):95–124. doi: 10.1080/07352689.2011.554355.
- Gomiero, Tiziano, David Pimentel, and Maurizio G. Paoletti. 2011b. “Is There a Need for a More Sustainable Agriculture?” *Critical Reviews in Plant Sciences* 30(1–2):6–23. doi: 10.1080/07352689.2011.553515.
- Gonzalez, R. F., and L. R. Cooperband. 2002. “Compost Effects on Soil Physical Properties And Field Nursery Production.” *Compost Science & Utilization* 10(3):226–37. doi: 10.1080/1065657X.2002.10702084.
- Goyal, Sneh, K. Chander, M. C. Mundra, and K. K. Kapoor. 1999. “Influence of Inorganic Fertilizers and Organic Amendments on Soil Organic Matter and Soil Microbial Properties under Tropical Conditions.” *Biology and Fertility of Soils* 29(2):196–200. doi: 10.1007/s003740050544.
- Griffiths, Robert L., Andrew S. Whiteley, Anthony G. O’Donnell, and Mark J. Bailey. 2003. “Physiological and Community Responses of Established Grassland Bacterial Populations to Water Stress.” *Appl. Environ. Microbiol.* 69(12):6961–68. doi: 10.1128/AEM.69.12.6961-6968.2003.
- van Groenigen, Jan Willem, Chris van Kessel, Bruce A. Hungate, Oene Oenema, David S. Powlson, and Kees Jan van Groenigen. 2017. “Sequestering Soil Organic Carbon: A Nitrogen Dilemma.” *Environ. Sci. Technol.* 51(9):4738–39. doi: 10.1021/acs.est.7b01427.
- Guenet, B., J. Leloup, X. Raynaud, G. Bardoux, and L. Abbadie. 2010. “Negative Priming Effect on Mineralization in a Soil Free of Vegetation for 80 Years.” *European Journal of Soil Science* 61(3):384–91. doi: 10.1111/j.1365-2389.2010.01234.x.
- Guenet, Bertrand, Marta Camino-Serrano, Philippe Ciais, Marwa Tifafi, Fabienne Maignan, Jennifer L. Soong, and Ivan A. Janssens. 2018. “Impact of Priming on Global Soil Carbon Stocks.” *Glob. Chang. Biol.* 24(5):1873–83. doi: 10.1111/gcb.14069.
- Guenet, Bertrand, Fernando Esteban Moyano, Philippe Peylin, Philippe Ciais, and Ivan A. Janssens. 2016. “Towards a Representation of Priming on Soil Carbon Decomposition in the Global Land Biosphere Model ORCHIDEE (Version 1.9.5.2).” *Geoscientific Model Development* 9(2):841–55. doi: 10.5194/gmd-9-841-2016.

- Guo, Zichun, Jiabao Zhang, Jun Fan, Xueyun Yang, Yanli Yi, Xiaori Han, Daozhong Wang, Ping Zhu, and Xinhua Peng. 2019. “Does Animal Manure Application Improve Soil Aggregation? Insights from Nine Long-Term Fertilization Experiments.” *Science of The Total Environment* 660:1029–37. doi: 10.1016/j.scitotenv.2019.01.051.
- Gupta, G. N., and J. P. Gupta. 1982. “Diurnal Variations in Moisture and Temperature of a Desert Soil under Different Management Practices.” *Archives for Meteorology, Geophysics, and Bioclimatology, Series B* 31(1):133–38. doi: 10.1007/BF02311348.

# H

- Hallin, Sara, Christopher M. Jones, Michael Schloter, and Laurent Philippot. 2009. “Relationship between N-Cycling Communities and Ecosystem Functioning in a 50-Year-Old Fertilization Experiment.” *The ISME Journal* 3(5):597–605. doi: 10.1038/ismej.2008.128.
- Hamer, Ute, and Bernd Marschner. 2002. “Priming Effects of Sugars, Amino Acids, Organic Acids and Catechol on the Mineralization of Lignin and Peat.” *J. Plant Nutr. Soil Sci.* 165(3):261–68. doi: 10.1002/1522-2624(200206)165:3<261::aid-jpln261>3.0.co;2-i.
- Hamer, Ute, and Bernd Marschner. 2005a. “Priming Effects in Different Soil Types Induced by Fructose, Alanine, Oxalic Acid and Catechol Additions.” *Soil Biology and Biochemistry* 37(3):445–54. doi: 10.1016/j.soilbio.2004.07.037.
- Hamer, Ute, and Bernd Marschner. 2005b. “Priming Effects in Soils after Combined and Repeated Substrate Additions.” *Geoderma* 128(1):38–51. doi: 10.1016/j.geoderma.2004.12.014.
- Hamza, M. A., and W. K. Anderson. 2005. “Soil Compaction in Cropping Systems: A Review of the Nature, Causes and Possible Solutions.” *Soil and Tillage Research* 82(2):121–45.
- Hao, Tianxiang, Qichao Zhu, Mufan Zeng, Jianbo Shen, Xiaojun Shi, Xuejun Liu, Fusuo Zhang, and Wim de Vries. 2019. “Quantification of the Contribution of Nitrogen Fertilization and Crop Harvesting to Soil Acidification in a Wheat-Maize Double Cropping System.” *Plant and Soil* 434(1):167–84. doi: 10.1007/s11104-018-3760-0.
- Happel, Maaike, Francesco Orsi, Thomas Hartmann, and Martha Bakker. 2022. “Fertile Ground, Complex Matter: Plurality of Farmers’ Attitudes towards Green Waste Application as Sustainable Soil Management.” *Sociologia Ruralis* 62(3):509–41. doi: 10.1111/soru.12381.
- Haque, Md Mozammel, Jatish C. Biswas, Mahmuda Akter, M. Maniruzaman, and M. S. Kabir. 2019. “Carbon Budget and Aggregate Stability of Paddy Soil under Continuous Organic Amendment.” *Communications in Soil Science and Plant Analysis* 50(15):1829–37. doi: 10.1080/00103624.2019.1635148.
- Henkel, Thomas, Heike Wilson, and Wilfried Krug. 2012. “Global Sensitivity Analysis of Nonlinear Mathematical Models — An Implementation of Two Complementing Variance-Based Algorithms.” Pp. 1–12 in *Proceedings of the 2012 Winter Simulation Conference (WSC)*.
- Hernández, Daniel L., and Sarah E. Hobbie. 2010. “The Effects of Substrate Composition, Quantity, and Diversity on Microbial Activity.” *Plant and Soil* 335(1):397–411. doi: 10.1007/s11104-010-0428-9.
- Hijbeek, R., H. F. M. ten Berge, A. P. Whitmore, D. Barkusky, J. J. Schröder, and M. K. van Ittersum. 2018. “Nitrogen Fertiliser Replacement Values for Organic Amendments Appear to Increase with N Application Rates.” *Nutr. Cycling Agroecosyst.* 110(1):105–15. doi: 10.1007/s10705-017-9875-5.
- Hindson, Christopher M., John R. Chevillet, Hilary A. Briggs, Emily N. Gallichotte, Ingrid K. Ruf, Benjamin J. Hindson, Robert L. Vessella, and Muneesh Tewari. 2013. “Absolute Quantification by Droplet Digital PCR versus Analog Real-Time PCR.” *Nature Methods* 10(10):1003–5. doi: 10.1038/nmeth.2633.

- Ho, Adrian, D. Paolo Di Lonardo, and Paul L. E. Bodelier. 2017. "Revisiting Life Strategy Concepts in Environmental Microbial Ecology." *FEMS Microbiology Ecology* 93(3):fix006. doi: 10.1093/femsec/fix006.
- Hochachka, Peter W., and George N. Somero. 2002. *Biochemical Adaptation: Mechanism and Process in Physiological Evolution*. Oxford University Press.
- Houska, Tobias. 2015. "Sensitivity Analysis with FAST - SPOTPY Documentation." Retrieved January 10, 2023 ([https://spotpy.readthedocs.io/en/latest/Sensitivity\\_analysis\\_with\\_FAST/](https://spotpy.readthedocs.io/en/latest/Sensitivity_analysis_with_FAST/)).
- Houska, Tobias, Philipp Kraft, Alejandro Chamorro-Chavez, and Lutz Breuer. 2015. "SPOTting Model Parameters Using a Ready-Made Python Package." doi: 10.1371/journal.pone.0145180.
- Hu, Wei, Frank Tabley, Mike Beare, Craig Tregurtha, Richard Gillespie, Weiwen Qiu, and Peg Gosden. 2018. "Short-Term Dynamics of Soil Physical Properties as Affected by Compaction and Tillage in a Silt Loam Soil." *Vadose Zone Journal* 17(1):180115. doi: 10.2136/vzj2018.06.0115.
- Huang, Laibin, Junhong Bai, Xiaojun Wen, Guangliang Zhang, Chengdong Zhang, Baoshan Cui, and Xinhui Liu. 2020. "Microbial Resistance and Resilience in Response to Environmental Changes under the Higher Intensity of Human Activities than Global Average Level." *Global Change Biology* 26(4):2377–89. doi: 10.1111/gcb.14995.
- Huang, Ye, Bertrand Guenet, Philippe Ciais, Ivan A. Janssens, Jennifer L. Soong, Yilong Wang, Daniel Goll, Evgenia Blagodatskaya, and Yuanyuan Huang. 2018. "ORCHIMIC (v1.0), a Microbe-Mediated Model for Soil Organic Matter Decomposition." *Geoscientific Model Development* 11(6):2111–38. doi: 10.5194/gmd-11-2111-2018.
- Hueso, S., C. García, and T. Hernández. 2012. "Severe Drought Conditions Modify the Microbial Community Structure, Size and Activity in Amended and Unamended Soils." *Soil Biology and Biochemistry* 50:167–73. doi: 10.1016/j.soilbio.2012.03.026.
- Hueso-González, P., J. D. Ruiz-Sinoga, J. F. Martínez-Murillo, and H. Lavee. 2015. "Overland Flow Generation Mechanisms Affected by Topsoil Treatment: Application to Soil Conservation." *Geomorphology* 228:796–804. doi: 10.1016/j.geomorph.2014.10.033.

## I

- IFDC. 2004. *Global and Regional Data on Fertilizer Production and Consumption*. Muscle Shoals, AL: International Fertilizer Development Center.
- International Maize and Wheat Improvement Center. 2013. *Soil Aggregate Stability By Wet Sieving: A Practical Guide for Comparing Crop Management Practices*. Mexico.
- IPCC, V. Masson-Delmotte, P. Zhai, A. Pirani, L. Connors, C. Péan, S. Berger, N. Caud, Y. Chen, L. Goldfarb, M. I. Gomis, M. Huang, K. Leitzell, E. Lonnoy, J. B. R. Matthews, T. K. Maycock, T. Waterfield, O. Yelekçi, R. Yu, and B. Zhou. 2021. *Climate Change 2021: The Physical Science Basis. Contribution of Working Group I to the Sixth Assessment Report of the Intergovernmental Panel on Climate Change*. Cambridge University Press: IPCC.

## J

- Jenkinson, D. S. 1966. *The Priming Action*. In: *The Use of Isotopes in Soil Organic Matter Studies. Report of Food and Agriculture Organisation and International Atomic Energy Agency, Technical Meeting: Braunschweig-Völkenrode 1963*.

- Jhajharia, Deepak, and Vijay P. Singh. 2011. "Trends in Temperature, Diurnal Temperature Range and Sunshine Duration in Northeast India." *International Journal of Climatology* 31(9):1353–67. doi: 10.1002/joc.2164.
- Ji, Lingfei, Zhidan Wu, Zhiming You, Xiaoyun Yi, Kang Ni, Shiwei Guo, and Jianyun Ruan. 2018. "Effects of Organic Substitution for Synthetic N Fertilizer on Soil Bacterial Diversity and Community Composition: A 10-Year Field Trial in a Tea Plantation." *Agriculture, Ecosystems & Environment* 268:124–32. doi: 10.1016/j.agee.2018.09.008.
- Jiang, Yuji, Haiyan Qian, Xiaoyue Wang, Lijun Chen, Manqiang Liu, Huixin Li, and Bo Sun. 2018. "Nematodes and Microbial Community Affect the Sizes and Turnover Rates of Organic Carbon Pools in Soil Aggregates." *Soil Biol. Biochem.* 119(71):22–31. doi: 10.1016/j.soilbio.2018.01.001.
- JiKang, Chen, Li SuJuan, Zhang Yu, Chen Fu, and Zhang HaiLin. 2009. "Characteristics of soil temperature and response to air temperature under different tillage systems - diurnal dynamic of soil temperature and its response to air temperature." *Scientia Agricultura Sinica* 42(7):2592–2600.
- Jirků, Veronika, Radka Kodešová, Antonín Nikodem, Marcela Mühlhanslová, and Anna Žigová. 2013. "Temporal Variability of Structure and Hydraulic Properties of Topsoil of Three Soil Types." *Geoderma* 204–205:43–58. doi: 10.1016/j.geoderma.2013.03.024.
- Joergensen, Rainer Georg. 1996. "The Fumigation-Extraction Method to Estimate Soil Microbial Biomass: Calibration of the kEC Value." *Soil Biol. Biochem.* 28(1):25–31. doi: 10.1016/0038-0717(95)00102-6.
- Johansson, Maj-Britt, Ingrid Kögel, and Wolfgang Zech. 1986. "Changes in the Lignin Fraction of Spruce and Pine Needle Litter during Decomposition as Studied by Some Chemical Methods." *Soil Biology and Biochemistry* 18(6):611–19. doi: 10.1016/0038-0717(86)90084-2.

# K

- Kallenbach, Cynthia M., Serita D. Frey, and A. Stuart Grandy. 2016. "Direct Evidence for Microbial-Derived Soil Organic Matter Formation and Its Ecophysiological Controls." *Nat. Commun.* 7:13630. doi: 10.1038/ncomms13630.
- Kallenbach, Cynthia M., A. S. Grandy, S. D. Frey, and A. F. Diefendorf. 2015. "Microbial Physiology and Necromass Regulate Agricultural Soil Carbon Accumulation." *Soil Biol. Biochem.* 91:279–90. doi: 10.1016/j.soilbio.2015.09.005.
- Kallenbach, Cynthia M., and A. Stuart Grandy. 2011. "Controls over Soil Microbial Biomass Responses to Carbon Amendments in Agricultural Systems: A Meta-Analysis." *Agric. Ecosyst. Environ.* 144(1):241–52. doi: 10.1016/j.agee.2011.08.020.
- Kallenbach, Cynthia M., Matthew D. Wallenstein, M. E. Schipanski, and A. Stuart Grandy. 2019. "Managing Agroecosystems for Soil Microbial Carbon Use Efficiency: Ecological Unknowns, Potential Outcomes, and a Path Forward." *Frontiers in Microbiology* 10(MAY):1146. doi: 10.3389/fmicb.2019.01146.
- Karami, Alidad, Mehdi Homae, Sadegh Afzalnia, Hassan Ruhipour, and Sanaz Basirat. 2012. "Organic Resource Management: Impacts on Soil Aggregate Stability and Other Soil Physico-Chemical Properties." *Agriculture, Ecosystems & Environment* 148:22–28. doi: 10.1016/j.agee.2011.10.021.
- Karlen, Douglas L., and Charles W. Rice. 2015. "Soil Degradation: Will Humankind Ever Learn?" *Sustainability* 7(9):12490–501. doi: 10.3390/su70912490.

- Kempes, Christopher P., Peter M. van Bodegom, David Wolpert, Eric Libby, Jan Amend, and Tori Hoehler. 2017. "Drivers of Bacterial Maintenance and Minimal Energy Requirements." *Front. Microbiol.* 8:31. doi: 10.3389/fmicb.2017.00031.
- Khaleel, R., K. R. Reddy, and M. R. Overcash. 1981. "Changes in Soil Physical Properties Due to Organic Waste Applications: A Review." *Environmental Quality*.
- Khush, Gurdev S. 2001. "Green Revolution: The Way Forward." *Nature Reviews Genetics* 2(10):815–22. doi: 10.1038/35093585.
- Kinsbursky, R. S., D. Levanon, and B. Yaron. 1989. "Role of Fungi in Stabilizing Aggregates of Sewage Sludge Amended Soils." *Soil Science Society of America Journal* 53(4):1086–91. doi: 10.2136/sssaj1989.03615995005300040017x.
- Kirkby, Clive A., Alan E. Richardson, Len J. Wade, John B. Passioura, Graeme D. Batten, Chris Blanchard, and John A. Kirkegaard. 2014. "Nutrient Availability Limits Carbon Sequestration in Arable Soils." *Soil Biol. Biochem.* 68:402–9. doi: 10.1016/j.soilbio.2013.09.032.
- Kleber, Markus, and Mark G. Johnson. 2010. "Chapter 3 - Advances in Understanding the Molecular Structure of Soil Organic Matter: Implications for Interactions in the Environment." Pp. 77–142 in *Advances in Agronomy*. Vol. 106, edited by D. L. Sparks. Academic Press.
- Klindworth, Anna, Elmar Pruesse, Timmy Schweer, Jörg Peplies, Christian Quast, Matthias Horn, and Frank Oliver Glöckner. 2013. "Evaluation of General 16S Ribosomal RNA Gene PCR Primers for Classical and Next-Generation Sequencing-Based Diversity Studies." *Nucleic Acids Res.* 41(1):e1. doi: 10.1093/nar/gks808.
- KNMI, The Royal Netherlands Meteorological Institute. 2022. "Klimaatviewer." Retrieved January 9, 2023 (<https://www.knmi.nl/klimaat-viewer/kaarten/neeslag-verdamping>).
- Kögel-Knabner, Ingrid. 2017. "The Macromolecular Organic Composition of Plant and Microbial Residues as Inputs to Soil Organic Matter: Fourteen Years On." *Soil Biology and Biochemistry* 105:A3–8. doi: 10.1016/J.SOILBIO.2016.08.011.
- Kögel-Knabner, Ingrid, and Cornelia Rumpel. 2018. "Advances in Molecular Approaches for Understanding Soil Organic Matter Composition, Origin, and Turnover: A Historical Overview." *Advances in Agronomy* 149:1–48. doi: 10.1016/BS.AGRON.2018.01.003.
- Kohler, Josef, Fuensanta Caravaca, and Antonio Roldán. 2009. "Effect of Drought on the Stability of Rhizosphere Soil Aggregates of Lactuca Sativa Grown in a Degraded Soil Inoculated with PGPR and AM Fungi." *Applied Soil Ecology* 42(2):160–65. doi: 10.1016/j.apsoil.2009.03.007.
- Kok, D. D., L. Scherer, W. de Vries, K. Trimbos, and P. M. van Bodegom. 2022. "Relationships of Priming Effects with Organic Amendment Composition and Soil Microbial Properties." *Geoderma* 422:115951. doi: 10.1016/j.geoderma.2022.115951.
- Kok, Dirk-Jan Daniel, Laura Scherer, Wim de Vries, Krijn Baptist Trimbos, and Peter Michiel van Bodegom. 2022. "Relationships of Priming Effects with Organic Amendment Composition and Soil Microbial Properties." *Geoderma* 422:115951. doi: 10.1016/j.geoderma.2022.115951.
- Kumar, S., A. K. Patra, D. Singh, and T. J. Purakayastha. 2014. "Long-Term Chemical Fertilization Along with Farmyard Manure Enhances Resistance and Resilience of Soil Microbial Activity against Heat Stress." *Journal of Agronomy and Crop Science* 200(2):156–62. doi: 10.1111/jac.12050.
- Kutos, S., E. Stricker, A. Cooper, R. Ryals, J. Creque, M. Machmuller, M. Kroegar, and W. L. Silver. 2023. "Compost Amendment to Enhance Carbon Sequestration in Rangelands." *Journal of Soil and Water Conservation* 78(2):163–77. doi: 10.2489/jswc.2023.00072.
- Kuzyakov, Y., J. K. Friedel, and K. Stahr. 2000. "Review of Mechanisms and Quantification of Priming Effects." *Soil Biology and Biochemistry* 32(11):1485–98. doi: 10.1016/S0038-0717(00)00084-5.
- Kuzyakov, Yakov. 2010. "Priming Effects: Interactions between Living and Dead Organic Matter." *Soil Biol. Biochem.* 42(9):1363–71. doi: 10.1016/j.soilbio.2010.04.003.

- Kuzyakov, Yakov, and Roland Bol. 2006. "Sources and Mechanisms of Priming Effect Induced in Two Grassland Soils Amended with Slurry and Sugar." *Soil Biology and Biochemistry* 38(4):747–58. doi: 10.1016/j.soilbio.2005.06.025.
- Kuzyakov, Yakov, and Grzegorz Domanski. 2000. "Carbon Input by Plants into the Soil. Review." *J. Plant Nutr. Soil Sci.* 163(4):421–31. doi: 10.1002/1522-2624(200008)163:4<421::aid-jpln421>3.0.co;2-r.

## L

- Lal, R. 2004. "Soil Carbon Sequestration to Mitigate Climate Change." *Geoderma* 123(1):1–22. doi: 10.1016/j.geoderma.2004.01.032.
- Lal, R. 2009. "Soils and World Food Security." *Soil and Tillage Research* 102(1):1–4. doi: 10.1016/j.still.2008.08.001.
- Lal, R. 2013. "Intensive Agriculture and the Soil Carbon Pool." *Journal of Crop Improvement* 27(6):735–51. doi: 10.1080/15427528.2013.845053.
- Lal, Rattan. 2012. "Climate Change and Soil Degradation Mitigation by Sustainable Management of Soils and Other Natural Resources." *Agricultural Research* 1(3):199–212. doi: 10.1007/s40003-012-0031-9.
- Lal, Rattan. 2016. "Soil Health and Carbon Management." *Food Energy Secur.* 5(4):212–22. doi: 10.1002/fes3.96.
- Lal, Rattan. 2020. "Soil Organic Matter and Water Retention." *Agronomy Journal* 112(5):3265–77. doi: 10.1002/agj2.20282.
- Lalande, R., B. Gagnon, R. A. Chapman, and G. M. Barnett. 2005. "Soil Microbial Populations, Activity, and Community Structure in Continuous Corn or Forage Systems under Organic or Inorganic Fertilization in Eastern Canada." *Canadian Journal of Soil Science* 85(1):27–38. doi: 10.4141/S04-043.
- Landesman, William J., and John Dighton. 2010. "Response of Soil Microbial Communities and the Production of Plant-Available Nitrogen to a Two-Year Rainfall Manipulation in the New Jersey Pinelands." *Soil Biology and Biochemistry* 42(10):1751–58. doi: 10.1016/j.soilbio.2010.06.012.
- Landgraf, Dirk, Peter Leinweber, and Franz Makeschin. 2006. "Cold and Hot Water-Extractable Organic Matter as Indicators of Litter Decomposition in Forest Soils." *Journal of Plant Nutrition and Soil Science* 169(1):76–82. doi: 10.1002/jpln.200521711.
- Larney, Francis J., and Denis A. Angers. 2012. "The Role of Organic Amendments in Soil Reclamation: A Review." *Canadian Journal of Soil Science* 92(1):19–38. doi: 10.4141/CJSS2010-064.
- Lavallee, Jocelyn M., Jennifer L. Soong, and M. Francesca Cotrufo. 2020. "Conceptualizing Soil Organic Matter into Particulate and Mineral-Associated Forms to Address Global Change in the 21st Century." *Global Change Biology* 26(1):261–73. doi: 10.1111/gcb.14859.
- Lee, J. 1987. "Land Resources and Their Use in the European Communities." Pp. 29–63 in *Scientific Basis for Soil Protection in the European Community*, edited by H. Barth and P. L'Hermite. Dordrecht: Springer Netherlands.
- Lehmann, Johannes, and Markus Kleber. 2015. "The Contentious Nature of Soil Organic Matter." *Nature* 528(7580):60–68. doi: 10.1038/nature16069.
- Lejon, David P. H., Julien Sebastia, Isabelle Lamy, Rémi Chaussod, and Lionel Ranjard. 2007. "Relationships between Soil Organic Status and Microbial Community Density and Genetic Structure in Two Agricultural Soils Submitted to Various Types of Organic Management." *Microbial Ecology* 53(4):650–63. doi: 10.1007/s00248-006-9145-6.
- Lenth, Russel. 2020. "Emmeans: Estimated Marginal Means, Aka Least-Squares Means. R Package Version 1.5.2-1."

- Lepczyk, Christopher A., Myla F. J. Aronson, Karl L. Evans, Mark A. Goddard, Susannah B. Lerman, and J. Scott MacIvor. 2017. "Biodiversity in the City: Fundamental Questions for Understanding the Ecology of Urban Green Spaces for Biodiversity Conservation." *BioScience* 67(9):799–807. doi: 10.1093/biosci/bix079.
- Lerch, T. Z., M. F. Dignac, M. Thevenot, C. Mchergui, and S. Houot. 2019. "Chemical Changes during Composting of Plant Residues Reduce Their Mineralisation in Soil and Cancel the Priming Effect." *Soil Biology and Biochemistry* 136:107525. doi: 10.1016/j.soilbio.2019.107525.
- Lessmann, Malte, Gerard H. Ros, Madaline D. Young, and Wim Vries. 2021. "Global Variation in Soil Carbon Sequestration Potential through Improved Cropland Management." *Global Change Biology* gcb.15954. doi: 10.1111/gcb.15954.
- Lhadi, E. K., H. Tazi, M. Aylaj, P. L. Genevini, and F. Adani. 2006. "Organic Matter Evolution during Co-Composting of the Organic Fraction of Municipal Waste and Poultry Manure." *Bioresource Technology* 97(16):2117–23. doi: 10.1016/j.biortech.2005.09.012.
- Li, B. Y., D. M. Zhou, L. Cang, H. L. Zhang, X. H. Fan, and S. W. Qin. 2007. "Soil Micronutrient Availability to Crops as Affected by Long-Term Inorganic and Organic Fertilizer Applications." *Soil and Tillage Research* 96(1):166–73. doi: 10.1016/j.still.2007.05.005.
- Li, Jianwei, Gangsheng Wang, Steven D. Allison, Melanie A. Mayes, and Yiqi Luo. 2014. "Soil Carbon Sensitivity to Temperature and Carbon Use Efficiency Compared across Microbial-Ecosystem Models of Varying Complexity." *Biogeochemistry* 119(1):67–84. doi: 10.1007/s10533-013-9948-8.
- Li, Lu Jun, Xia Zhu-Barker, Rongzhong Ye, Timothy A. Doane, and William R. Horwath. 2018. "Soil Microbial Biomass Size and Soil Carbon Influence the Priming Effect from Carbon Inputs Depending on Nitrogen Availability." *Soil Biology and Biochemistry* 119:41–49. doi: 10.1016/j.soilbio.2018.01.003.
- Li, Lu-Jun, Xia Zhu-Barker, Rongzhong Ye, Timothy A. Doane, and William R. Horwath. 2018. "Soil Microbial Biomass Size and Soil Carbon Influence the Priming Effect from Carbon Inputs Depending on Nitrogen Availability." *Soil Biol. Biochem.* 119:41–49. doi: 10.1016/j.soilbio.2018.01.003.
- Li, Xiaoxi, Peter Sørensen, Jørgen E. Olesen, and Søren O. Petersen. 2016. "Evidence for Denitrification as Main Source of N<sub>2</sub>O Emission from Residue-Amended Soil." *Soil Biology and Biochemistry* 92:153–60. doi: 10.1016/j.soilbio.2015.10.008.
- Li, Zhigang, Rebecca L. Schneider, Stephen J. Morreale, Yingzhong Xie, Changxiao Li, and Jian Li. 2018. "Woody Organic Amendments for Retaining Soil Water, Improving Soil Properties and Enhancing Plant Growth in Desertified Soils of Ningxia, China." *Geoderma* 310:143–52. doi: 10.1016/j.geoderma.2017.09.009.
- Liang, Chao, Wulf Amelung, Johannes Lehmann, and Matthias Kästner. 2019. "Quantitative Assessment of Microbial Necromass Contribution to Soil Organic Matter." *Glob. Chang. Biol.* 25(11):3578–90. doi: 10.1111/gcb.14781.
- Liang, Chao, Joshua P. Schimel, and Julie D. Jastrow. 2017. "The Importance of Anabolism in Microbial Control over Soil Carbon Storage." *Nat Microbiol* 2(8):17105. doi: 10.1038/nmicrobiol.2017.105.
- Liski, Jari, Taru Palosuo, Mikko Peltoniemi, and Risto Sievänen. 2005. "Carbon and Decomposition Model Yasso for Forest Soils." *Ecol. Modell.* 189(1):168–82. doi: 10.1016/j.ecolmodel.2005.03.005.
- Liu, Min, Na Qiao, Xingliang Xu, Huajun Fang, Huimin Wang, and Yakov Kuzyakov. 2020. "C:N Stoichiometry of Stable and Labile Organic Compounds Determine Priming Patterns." *Geoderma* 362:114122. doi: 10.1016/j.geoderma.2019.114122.
- Liu, Weixing, Chunlian Qiao, Sen Yang, Wenming Bai, and Lingli Liu. 2018. "Microbial Carbon Use Efficiency and Priming Effect Regulate Soil Carbon Storage under Nitrogen Deposition by Slowing Soil Organic Matter Decomposition." *Geoderma* 332:37–44. doi: 10.1016/j.geoderma.2018.07.008.

- Lloyd, Davidson A., Karl Ritz, Eric Paterson, and Guy J. D. Kirk. 2016. "Effects of Soil Type and Composition of Rhizodeposits on Rhizosphere Priming Phenomena." *Soil Biology and Biochemistry* 103:512–21. doi: 10.1016/j.soilbio.2016.10.002.
- Lobell, David B., Wolfram Schlenker, and Justin Costa-Roberts. 2011. "Climate Trends and Global Crop Production Since 1980." *Science*. doi: 10.1126/science.1204531.
- Logsdon, Sally D., Pat A. Sauer, and Martin J. Shipitalo. 2017. "Compost Improves Urban Soil and Water Quality." *Journal of Water Resource and Protection* 9(4):345–57. doi: 10.4236/jwarp.2017.94023.
- Louca, Stilianos, Martin F. Polz, Florent Mazel, Michaeline B. N. Albright, Julie A. Huber, Mary I. O'Connor, Martin Ackermann, Aria S. Hahn, Diane S. Srivastava, Sean A. Crowe, Michael Doebeli, and Laura Wegener Parfrey. 2018. "Function and Functional Redundancy in Microbial Systems." *Nature Ecology & Evolution* 2(6):936–43. doi: 10.1038/s41559-018-0519-1.
- Luna, Lourdes, Nadia Vignozzi, Isabel Miralles, and Albert Solé-Benet. 2018. "Organic Amendments and Mulches Modify Soil Porosity and Infiltration in Semiarid Mine Soils." *Land Degradation and Development* 29(4):1019–30. doi: 10.1002/ldr.2830.
- Luo, Yiqi, Ensheng Weng, Xiaowen Wu, Chao Gao, Xuhui Zhou, Li Zhang, Yiqi Luo, Ensheng Weng, Xiaowen Wu, Chao Gao, Xuhui Zhou, and Li Zhang. 2018. "Parameter Identifiability , Constraint , and Equifinality in Data Assimilation with Ecosystem Models Published by : Wiley on Behalf of the Ecological Society of America Stable URL : [Http://www.jstor.org/stable/27645995](http://www.jstor.org/stable/27645995) REFERENCES Linked References Are Ava." *Ecol. Appl.* 19(3):571–74.
- Luo, Zhongkui, Jeff Baldock, and Enli Wang. 2017. "Modelling the Dynamic Physical Protection of Soil Organic Carbon: Insights into Carbon Predictions and Explanation of the Priming Effect." *Glob. Chang. Biol.* 23(12):5273–83. doi: 10.1111/gcb.13793.
- Lutzow, M. v., I. Kogel-Knabner, K. Ekschmitt, E. Matzner, G. Guggenberger, B. Marschner, and H. Flessa. 2006. "Stabilization of Organic Matter in Temperate Soils: Mechanisms and Their Relevance under Different Soil Conditions - a Review." *European Journal of Soil Science* 57(4):426–45. doi: 10.1111/j.1365-2389.2006.00809.x.
- Lützw, M. v., I. Kögel-Knabner, K. Ekschmitt, E. Matzner, G. Guggenberger, B. Marschner, and H. Flessa. 2006. "Stabilization of Organic Matter in Temperate Soils: Mechanisms and Their Relevance under Different Soil Conditions - a Review." *Eur. J. Soil Sci.* 57(4):426–45. doi: 10.1111/j.1365-2389.2006.00809.x.
- von Lützw, Margit, Ingrid Kögel-Knabner, Bernard Ludwig, Egbert Matzner, Heinz Flessa, Klemens Ekschmitt, Georg Guggenberger, Bernd Marschner, and Karsten Kalbitz. 2008. "Stabilization Mechanisms of Organic Matter in Four Temperate Soils: Development and Application of a Conceptual Model." *J. Plant Nutr. Soil Sci.* 171(1):111–24. doi: 10.1002/jpln.200700047.

## M

- Magdoff, Fred, and Ray R. Weil. 2004. *Soil Organic Matter in Sustainable Agriculture*. Taylor & Francis.
- Mahal, Navreet K., William R. Osterholz, Fernando E. Miguez, Hanna J. Poffenbarger, John E. Sawyer, Daniel C. Olk, Sotirios V. Archontoulis, and Michael J. Castellano. 2019. "Nitrogen Fertilizer Suppresses Mineralization of Soil Organic Matter in Maize Agroecosystems." *Frontiers in Ecology and Evolution* 7.
- Maietta, Christine E., Victoria Monsaint-Queeney, Lindsay Wood, Andrew H. Baldwin, and Stephanie A. Yarwood. 2020. "Plant Litter Amendments in Restored Wetland Soils Altered Microbial

- Communities More than Clay Additions.” *Soil Biology and Biochemistry* 147:107846. doi: 10.1016/j.soilbio.2020.107846.
- Malik, Ashish A., Somak Chowdhury, Veronika Schlager, Anna Oliver, Jeremy Puissant, Perla G. M. Vazquez, Nico Jehmlich, Martin von Bergen, Robert I. Griffiths, and Gerd Gleixner. 2016. “Soil Fungal:Bacterial Ratios Are Linked to Altered Carbon Cycling.” *Front. Microbiol.* 7(AUG):1247. doi: 10.3389/fmicb.2016.01247.
- Malik, Ashish A., Jennifer B. H. Martiny, Eoin L. Brodie, Adam C. Martiny, Kathleen K. Treseder, and Steven D. Allison. 2020. “Defining Trait-Based Microbial Strategies with Consequences for Soil Carbon Cycling under Climate Change.” *The ISME Journal* 14(1):1–9. doi: 10.1038/s41396-019-0510-0.
- Mamedov, Amrakh I., Benayahu Bar-Yosef, Irit Levkovich, Rivka Rosenberg, Avner Silber, Pinchas Fine, and Guy J. Levy. 2016. “Amending Soil with Sludge, Manure, Humic Acid, Orthophosphate and Phytic Acid: Effects on Infiltration, Runoff and Sediment Loss.” *Land Degradation & Development* 27(6):1629–39. doi: 10.1002/ldr.2474.
- Manzoni, Stefano. 2017. “Flexible Carbon-Use Efficiency across Litter Types and during Decomposition Partly Compensates Nutrient Imbalances—Results from Analytical Stoichiometric Models.” *Front. Microbiol.* 8(APR):661. doi: 10.3389/fmicb.2017.00661.
- Manzoni, Stefano, Petr Čapek, Philipp Porada, Martin Thurner, Mattias Winterdahl, Christian Beer, Volker Brüchert, Jan Frouz, Anke M. Herrmann, Björn D. Lindahl, Steve W. Lyon, Hana Šantrůčková, Giulia Vico, and Danielle Way. 2018. “Reviews and Syntheses: Carbon Use Efficiency from Organisms to Ecosystems – Definitions, Theories, and Empirical Evidence.” *Biogeosci. Discuss.* 1–29. doi: 10.5194/bg-2018-275.
- Manzoni, Stefano, and Amilcare Porporato. 2009. “Soil Carbon and Nitrogen Mineralization: Theory and Models across Scales.” *Soil Biol. Biochem.* 41(7):1355–79. doi: 10.1016/j.soilbio.2009.02.031.
- Manzoni, Stefano, Joshua P. Schimel, and Amilcare Porporato. 2012. “Responses of Soil Microbial Communities to Water Stress: Results from a Meta-Analysis.” *Ecology* 93(4):930–38. doi: 10.1890/11-0026.1.
- Manzoni, Stefano, Philip Taylor, Andreas Richter, Amilcare Porporato, and Göran I. Ågren. 2012. “Environmental and Stoichiometric Controls on Microbial Carbon-Use Efficiency in Soils.” *New Phytol.* 196(1):79–91. doi: 10.1111/j.1469-8137.2012.04225.x.
- Manzoni, Stefano, John A. Trofymow, Robert B. Jackson, and Amilcare Porporato. 2010. “Stoichiometric Controls on Carbon, Nitrogen, and Phosphorus Dynamics in Decomposing Litter.” *Ecol. Monogr.* 80(1):89–106. doi: 10.1890/09-0179.1.
- Marschner, Petra, Ellen Kandeler, and Bernd Marschner. 2003. “Structure and Function of the Soil Microbial Community in a Long-Term Fertilizer Experiment.” *Soil Biology and Biochemistry* 35(3):453–61. doi: 10.1016/S0038-0717(02)00297-3.
- Marten, G. G., and P. Vityakon. 1986. “Soil Management in Traditional Agriculture.” *Traditional Agriculture in Southeast Asia. A Human Ecology Perspective.* 199–225.
- Martínez-Blanco, Julia, Cristina Lazcano, Thomas H. Christensen, Pere Muñoz, Joan Rieradevall, Jacob Møller, Assumpció Antón, and Alessio Boldrin. 2013. “Compost Benefits for Agriculture Evaluated by Life Cycle Assessment. A Review.” *Agronomy for Sustainable Development* 33(4):721–32. doi: 10.1007/s13593-013-0148-7.
- Marzi, Mostafa, Karim Shahbazi, Nahid Kharazi, and Meisam Rezaei. 2020. “The Influence of Organic Amendment Source on Carbon and Nitrogen Mineralization in Different Soils.” *Journal of Soil Science and Plant Nutrition* 20(1):177–91. doi: 10.1007/s42729-019-00116-w.
- Masunga, Raphael Habai, Veronica Nwakaego Uzokwe, Peter Deusdedit Mlay, Inakwu Odeh, Ajay Singh, David Buchan, and Stefaan De Neve. 2016. “Nitrogen Mineralization Dynamics of Different Valuable Organic Amendments Commonly Used in Agriculture.” *Appl. Soil Ecol.* 101:185–93. doi: 10.1016/j.apsoil.2016.01.006.
- Mayer, Jochen, Susanne Scheid, Franco Widmer, Andreas Fließbach, and Hans-Rudolf Oberholzer. 2010. “How Effective Are ‘Effective Microorganisms® (EM)’? Results from a Field Study

- in Temperate Climate.” *Applied Soil Ecology* 46(2):230–39. doi: 10.1016/j.apsoil.2010.08.007.
- McKee, Georgina A., Jennifer L. Soong, Francisco Caldéron, Thomas Borch, and M. Francesca Cotrufo. 2016. “An Integrated Spectroscopic and Wet Chemical Approach to Investigate Grass Litter Decomposition Chemistry.” *Biogeochemistry* 128(1):107–23. doi: 10.1007/s10533-016-0197-5.
- Meena, Ram Swaroop, Rattan Lal, and Gulab Singh Yadav. 2020. “Long-Term Impacts of Topsoil Depth and Amendments on Soil Physical and Hydrological Properties of an Alfisol in Central Ohio, USA.” *Geoderma* 363:114164. doi: 10.1016/j.geoderma.2019.114164.
- Meier, Courtney L., and William D. Bowman. 2010. “Chemical Composition and Diversity Influence Non-Additive Effects of Litter Mixtures on Soil Carbon and Nitrogen Cycling: Implications for Plant Species Loss.” *Soil Biology and Biochemistry* 42(9):1447–54. doi: 10.1016/j.soilbio.2010.05.005.
- Melillo, Jerry M., John D. Aber, Arthur E. Linkins, Andrea Ricca, Brian Fry, and Knute J. Nadelhoffer. 1989. “Carbon and Nitrogen Dynamics along the Decay Continuum: Plant Litter to Soil Organic Matter.” *Plant Soil* 115(2):189–98. doi: 10.1007/BF02202587.
- Meng, Qingfeng, Xianfa Ma, Juan Zhang, and Zhitong Yu. 2019. “The Long-Term Effects of Cattle Manure Application to Agricultural Soils as a Natural-Based Solution to Combat Salinization.” *CATENA* 175:193–202. doi: 10.1016/j.catena.2018.12.022.
- Metzger, L., D. Levanon, and U. Mingelgrin. 1987. “The Effect of Sewage Sludge on Soil Structural Stability: Microbiological Aspects.” *Soil Science Society of America Journal* 51(2):346–51. doi: 10.2136/sssaj1987.03615995005100020016x.
- Minasny, B., and A. B. McBratney. 2018. “Limited Effect of Organic Matter on Soil Available Water Capacity.” *Eur. J. Soil Sci.* 69(1):39–47. doi: 10.1111/ejss.12475.
- Miranda, K. M., M. G. Espey, and D. A. Wink. 2001. “A Rapid, Simple Spectrophotometric Method for Simultaneous Detection of Nitrate and Nitrite.” *Nitric Oxide* 5(1):62–71. doi: 10.1006/niox.2000.0319.
- Mogollón, J. M., A. H. W. Beusen, H. J. M. van Grinsven, H. Westhoek, and A. F. Bouwman. 2018. “Future Agricultural Phosphorus Demand According to the Shared Socioeconomic Pathways.” *Global Environmental Change* 50:149–63. doi: 10.1016/j.gloenvcha.2018.03.007.
- Mohamed, Ibrahim, Bocar Ahamadou, Ming Li, Changxiu Gong, Peng Cai, Wei Liang, and Qiaoyun Huang. 2010. “Fractionation of Copper and Cadmium and Their Binding with Soil Organic Matter in a Contaminated Soil Amended with Organic Materials.” *Journal of Soils and Sediments* 10(6):973–82. doi: 10.1007/s11368-010-0199-1.
- Montanarella, Luca, and Panos Panagos. 2021. “The Relevance of Sustainable Soil Management within the European Green Deal.” *Land Use Policy* 100:104950. doi: 10.1016/j.landusepol.2020.104950.
- Montgomery, David R. 2007. “Soil Erosion and Agricultural Sustainability.” *Proc. Natl. Acad. Sci. U. S. A.* 104(33):13268–72. doi: 10.1073/pnas.0611508104.
- Moorhead, Daryl L., and Robert L. Sinsabaugh. 2006. “A Theoretical Model of Litter Decay and Microbial Interaction.” *Ecol. Monogr.* 76(2):151–74. doi: 10.1890/0012-9615(2006)076[0151:ATMOLD]2.0.CO;2.
- Mooshammer, Maria, Florian Hofhansl, Alexander H. Frank, Wolfgang Wanek, Ieda Hämmerle, Sonja Leitner, Jörg Schneckner, Birgit Wild, Margarete Watzka, Katharina M. Keiblinger, Sophie Zechmeister-Boltenstern, and Andreas Richter. 2017. “Decoupling of Microbial Carbon, Nitrogen, and Phosphorus Cycling in Response to Extreme Temperature Events.” *Science Advances* 3(5):e1602781. doi: 10.1126/sciadv.1602781.
- Mooshammer, Maria, Wolfgang Wanek, Ieda Hämmerle, Lucia Fuchslueger, Florian Hofhansl, Anna Knoltsch, Jörg Schneckner, Mounir Takriti, Margarete Watzka, Birgit Wild, Katharina M. Keiblinger, Sophie Zechmeister-Boltenstern, and Andreas Richter. 2014. “Adjustment of Microbial Nitrogen Use Efficiency to Carbon:Nitrogen Imbalances Regulates Soil Nitrogen Cycling.” *Nature Communications* 5(1):3694. doi: 10.1038/ncomms4694.

- Mooshammer, Maria, Wolfgang Wanek, Sophie Zechmeister-Boltenstern, and Andreas Richter. 2014. "Stoichiometric Imbalances between Terrestrial Decomposer Communities and Their Resources: Mechanisms and Implications of Microbial Adaptations to Their Resources." *Front. Microbiol.* 5:22. doi: 10.3389/fmicb.2014.00022.
- Morley, C. R., J. A. Trofymow, D. C. Coleman, and C. Cambardella. 1983. "Effects of Freeze-Thaw Stress on Bacterial Populations in Soil Microcosms." *Microbial Ecology* 9(4):329–40. doi: 10.1007/BF02019022.
- Mueller, Nathaniel D., James S. Gerber, Matt Johnston, Deepak K. Ray, Navin Ramankutty, and Jonathan A. Foley. 2012. "Closing Yield Gaps through Nutrient and Water Management." *Nature* 490(7419):254–57. doi: 10.1038/nature11420.
- Mulder, V. L., C. M. van Eck, P. Friedlingstein, D. Arrouays, and P. Regnier. 2019. "Controlling Factors for Land Productivity under Extreme Climatic Events in Continental Europe and the Mediterranean Basin." *CATENA* 182:104124. doi: 10.1016/j.catena.2019.104124.
- Mulvaney, R. L. 1996. "Nitrogen-Inorganic Forms." in *Methods of Soil Analysis: Part 3 Chemical Methods*, edited by D. L. Sparks, A. L. Page, P. A. Helmke, R. H. Loeppert, P. N. Soltanpour, M. A. Tabatabai, C. T. Johnston, and M. E. Sumner. John Wiley & Sons, Ltd.
- Mylavarapu, R. S., and G. M. Zinati. 2009. "Improvement of Soil Properties Using Compost for Optimum Parsley Production in Sandy Soils." *Scientia Horticulturae* 120(3):426–30. doi: 10.1016/j.scienta.2008.11.038.

## N

- Nathan, Lucas R., Christopher L. Jerde, Michelle L. Budny, and Andrew R. Mahon. 2014. "The Use of Environmental DNA in Invasive Species Surveillance of the Great Lakes Commercial Bait Trade." *Conservation Biology: The Journal of the Society for Conservation Biology* 00(0):1–10. doi: 10.1111/cobi.12381.
- Negiş, Hamza, Cevdet Şeker, Ilknur Gümüş, Noel Manirakiza, and Osman Mücevher. 2020. "Effects of Biochar and Compost Applications on Penetration Resistance and Physical Quality of a Sandy Clay Loam Soil." *Communications in Soil Science and Plant Analysis* 51(1):38–44. doi: 10.1080/00103624.2019.1695819.
- Ng, E. L., A. F. Patti, M. T. Rose, C. R. Scheffe, R. J. Smernik, and T. R. Cavagnaro. 2015. "Do Organic Inputs Alter Resistance and Resilience of Soil Microbial Community to Drying?" *Soil Biology and Biochemistry* 81:58–66. doi: 10.1016/j.soilbio.2014.10.028.
- Nosanchuk, Joshua D., Ruth E. Stark, and Arturo Casadevall. 2015. "Fungal Melanin: What Do We Know About Structure?" *Frontiers in Microbiology* 6.
- Nottingham, Andrew T., Howard Griffiths, Paul M. Chamberlain, Andrew W. Stott, and Edmund V. J. Tanner. 2009. "Soil Priming by Sugar and Leaf-Litter Substrates: A Link to Microbial Groups." *Applied Soil Ecology* 42(3):183–90. doi: 10.1016/j.apsoil.2009.03.003.

## O

- Oades, J. M. 1984. "Soil Organic Matter and Structural Stability: Mechanisms and Implications for Management." *Plant Soil* 76(1):319–37. doi: 10.1007/BF02205590.

- Oades, J. M. 1993. "The Role of Biology in the Formation, Stabilization and Degradation of Soil Structure." Pp. 377–400 in *Soil Structure/Soil Biota Interrelationships*, edited by L. Brussaard and M. J. Kooistra. Amsterdam: Elsevier.
- Ohm, Heike, Bernd Marschner, and Kris Broos. 2011. "Respiration and Priming Effects after Fructose and Alanine Additions in Two Copper- and Zinc-Contaminated Australian Soils." *Biology and Fertility of Soils* 47(5):523–32. doi: 10.1007/s00374-011-0566-0.
- Ouyang, L., F. Wang, J. Tang, L. Yu, and R. Zhang. 2013. "Effects of Biochar Amendment on Soil Aggregates and Hydraulic Properties." *Journal of Soil Science and Plant Nutrition* 13(4):991–1002. doi: 10.4067/S0718-95162013005000078.

## P

- Pagliai, M., N. Vignozzi, and S. Pellegrini. 2004. "Soil Structure and the Effect of Management Practices." *Soil and Tillage Research* 79(2):131–43. doi: 10.1016/j.still.2004.07.002.
- Paré, T., H. Dinel, A. P. Moulin, and L. Townley-Smith. 1999. "Organic Matter Quality and Structural Stability of a Black Chernozemic Soil under Different Manure and Tillage Practices." *Geoderma* 91(3):311–26. doi: 10.1016/S0016-7061(99)00011-7.
- Parkin, T. B. 1993. "Spatial Variability of Microbial Processes in Soil—A Review." *Journal of Environmental Quality* 22(3):409–17. doi: 10.2134/jeq1993.00472425002200030004x.
- Parr, James F., and Sharon B. Hornick. 1992. "Agricultural Use of Organic Amendments: A Historical Perspective." *American Journal of Alternative Agriculture* 7(4):181–89. doi: 10.1017/S0889189300004781.
- Parton, W. J., D. S. Schimel, C. V. Cole, and D. S. Ojima. 1987. "Analysis of Factors Controlling Soil Organic Matter Levels in Great Plains Grasslands." *Soil Science Society of America Journal* 51(5):1173–79. doi: 10.2136/sssaj1987.03615995005100050015x.
- Paterson, Eric, and Allan Sim. 2013. "Soil-Specific Response Functions of Organic Matter Mineralization to the Availability of Labile Carbon." *Global Change Biology* 19(5):1562–71. doi: 10.1111/gcb.12140.
- Paustian, K., O. Andrén, H. H. Janzen, R. Lal, P. Smith, G. Tian, H. Tiessen, M. Van Noordwijk, and P. L. Woomer. 1997. "Agricultural Soils as a Sink to Mitigate CO<sub>2</sub> Emissions." *Soil Use and Management* 13(s4):230–44. doi: 10.1111/j.1475-2743.1997.tb00594.x.
- Paustian, Keith, William J. Parton, and Jan Persson. 1992. "Modeling Soil Organic Matter in Organic-Amended and Nitrogen-Fertilized Long-Term Plots." *Soil Science Society of America Journal* 56(2):476–88. doi: 10.2136/sssaj1992.03615995005600020023x.
- Perez, Carlos, Ruth Dill-Macky, and Linda L. Kinkel. 2008. "Management of Soil Microbial Communities to Enhance Populations of *Fusarium Graminearum*-Antagonists in Soil." *Plant and Soil* 302(1):53–69. doi: 10.1007/s11104-007-9455-6.
- Pérez-Guzmán, Lumaric, Verónica Acosta-Martínez, Lori A. Phillips, and Steven A. Mauget. 2020. "Resilience of the Microbial Communities of Semiarid Agricultural Soils during Natural Climatic Variability Events." *Applied Soil Ecology* 149:103487. doi: 10.1016/j.apsoil.2019.103487.
- Pires, Luiz F., Jaqueline A. R. Borges, Jadir A. Rosa, Miguel Cooper, Richard J. Heck, Sabrina Passoni, and Waldir L. Roque. 2017. "Soil Structure Changes Induced by Tillage Systems." *Soil and Tillage Research* 165:66–79. doi: 10.1016/j.still.2016.07.010.
- Popolizio, Stefano, Anna Maria Stellacci, Luisa Giglio, Emanuele Barca, Matteo Spagnuolo, and Mirko Castellini. 2022. "Seasonal and Soil Use Dependent Variability of Physical and Hydraulic Properties: An Assessment under Minimum Tillage and No-Tillage in a Long-Term Experiment in Southern Italy." *Agronomy* 12(12):3142. doi: 10.3390/agronomy12123142.

- Post, Wilfred M., and L. K. Mann. 2005. *Changes in Soil Organic Carbon and Nitrogen as a Result of Cultivation*. Environmental System Science Data Infrastructure for a Virtual Ecosystem (ESS-DIVE) (United States); Carbon Dioxide Information Analysis Center (CDIAC), Oak Ridge National Laboratory (ORNL), Oak Ridge, TN (United States). doi: 10.3334/CDIAC/TCM.006.
- Potthast, Karin, Ute Hamer, and Franz Makeschin. 2010. "Impact of Litter Quality on Mineralization Processes in Managed and Abandoned Pasture Soils in Southern Ecuador." *Soil Biology and Biochemistry* 42(1):56–64. doi: 10.1016/j.soilbio.2009.09.025.
- Prescott, Cindy E. 2010. "Litter Decomposition: What Controls It and How Can We Alter It to Sequester More Carbon in Forest Soils?" *Biogeochemistry* 101(1):133–49. doi: 10.1007/s10533-010-9439-0.
- Preston, Caroline M., J. A. (Tony) Trofymow, Junning Niu, and Brian G. Sayer. 1997. "<sup>13</sup>C Nuclear Magnetic Resonance Spectroscopy with Cross-Polarization and Magic-Angle Spinning Investigation of the Proximate-Analysis Fractions Used to Assess Litter Quality in Decomposition Studies." *Can. J. Bot.* 75(9):1601–13. doi: 10.1139/b97-872.
- Preston, Caroline M., and J. A. Trofymow. 2015. "The Chemistry of Some Foliar Litters and Their Sequential Proximate Analysis Fractions." *Biogeochemistry* 126(1):197–209. doi: 10.1007/s10533-015-0152-x.
- Pribyl, Douglas W. 2010. "A Critical Review of the Conventional SOC to SOM Conversion Factor." *Geoderma* 156(3):75–83. doi: 10.1016/j.geoderma.2010.02.003.
- Prudent, Marion, Samuel Dequiedt, Camille Sorin, Sylvie Girodet, Virginie Nowak, Gérard Duc, Christophe Salon, and Pierre-Alain Maron. 2020. "The Diversity of Soil Microbial Communities Matters When Legumes Face Drought." *Plant, Cell & Environment* 43(4):1023–35. doi: 10.1111/pce.13712.
- Pulleman, M. M., and J. C. Y. Marinissen. 2004. "Physical Protection of Mineralizable C in Aggregates from Long-Term Pasture and Arable Soil." *Geoderma* 120(3):273–82. doi: 10.1016/j.geoderma.2003.09.009.

## R

- Ramos, Juan L., María-Trinidad Gallegos, Silvia Marqués, María-Isabel Ramos-González, Manuel Espinosa-Urgel, and Ana Segura. 2001. "Responses of Gram-Negative Bacteria to Certain Environmental Stressors." *Current Opinion in Microbiology* 4(2):166–71. doi: 10.1016/S1369-5274(00)00183-1.
- Rasoulzadeh, Ali, Ali Yaghoubi, and others. 2010. "Effect of Cattle Manure on Soil Physical Properties on a Sandy Clay Loam Soil in North-West Iran." *J. Food Agric. Environ* 8(2):976–79.
- Ratkowsky, D. A., R. K. Lowry, T. A. McMeekin, A. N. Stokes, and R. E. Chandler. 1983. "Model for Bacterial Culture Growth Rate throughout the Entire Biokinetic Temperature Range." *Journal of Bacteriology* 154(3):1222–26. doi: 10.1128/jb.154.3.1222-1226.1983.
- Rawls, W. J., Y. A. Pachepsky, J. C. Ritchie, T. M. Sobecki, and H. Bloodworth. 2003. "Effect of Soil Organic Carbon on Soil Water Retention." *Geoderma* 116(1–2):61–76. doi: 10.1016/S0016-7061(03)00094-6.
- Rayne, Natasha, and Lawrence Aula. 2020. "Livestock Manure and the Impacts on Soil Health: A Review." *Soil Systems* 4(4):64. doi: 10.3390/soilsystems4040064.
- Reeves, D. W. 1997. "The Role of Soil Organic Matter in Maintaining Soil Quality in Continuous Cropping Systems." *Soil and Tillage Research* 43(1):131–67. doi: 10.1016/S0167-1987(97)00038-X.

- Reusser, D. E., W. Buytaert, and E. Zehe. 2011. "Temporal Dynamics of Model Parameter Sensitivity for Computationally Expensive Models with the Fourier Amplitude Sensitivity Test." *Water Resources Research* 47(7). doi: 10.1029/2010WR009947.
- Reynolds, W. D., C. F. Drury, C. S. Tan, C. A. Fox, and X. M. Yang. 2009. "Use of Indicators and Pore Volume-Function Characteristics to Quantify Soil Physical Quality." *Geoderma* 152(3):252–63. doi: 10.1016/j.geoderma.2009.06.009.
- Riah-Anglet, Wassila, Isabelle Trinsoutrot-Gattin, Fabrice Martin-Laurent, Emilie Laroche-Ajzenberg, Marie-Paule Norini, Xavier Latour, and Karine Laval. 2015. "Soil Microbial Community Structure and Function Relationships: A Heat Stress Experiment." *Appl. Soil Ecol.* 86:121–30. doi: 10.1016/j.apsoil.2014.10.001.
- Rijkswaterstaat (Ministry of Infrastructure and Water Management, the Netherlands). 2020. *Uitvoeringsprogramma Circulaire Economie 2020-2023*. Bijlagen I, II, III.
- Riley, W. J., F. Maggi, M. Kleber, M. S. Torn, J. Y. Tang, D. Dwivedi, and N. Guerry. 2014. "Long Residence Times of Rapidly Decomposable Soil Organic Matter: Application of a Multi-Phase, Multi-Component, and Vertically Resolved Model (BAMS1) to Soil Carbon Dynamics." *Geoscientific Model Development* 7(4):1335–55. doi: 10.5194/gmd-7-1335-2014.
- Rinnan, Riikka, Johannes Rousk, Etienne Yergeau, George A. Kowalchuk, and Erland Bååth. 2009. "Temperature Adaptation of Soil Bacterial Communities along an Antarctic Climate Gradient: Predicting Responses to Climate Warming: TEMPERATURE ADAPTATION OF ANTARCTIC BACTERIA." *Global Change Biology* 15(11):2615–25. doi: 10.1111/j.1365-2486.2009.01959.x.
- Rivier, Pierre-Adrien, Dorina Janniczky, Attila Nemes, András Makó, Gyöngyi Barna, Nikolett Uzinger, Márk Rékási, and Csilla Farkas. 2022. "Short-Term Effects of Compost Amendments to Soil on Soil Structure, Hydraulic Properties, and Water Regime." *Journal of Hydrology and Hydromechanics* 70(1):74–88. doi: 10.2478/johh-2022-0004.
- Roldán, A., J. Albaladejo, and JB Thornes. 1996. "Aggregate Stability Changes in a Semiarid Soil after Treatment with Different Organic Amendments." *Arid Land Research and Management* 10(2):139–48.
- Roller, Benjamin R. K., and Thomas M. Schmidt. 2015. "The Physiology and Ecological Implications of Efficient Growth." *ISME Journal* 9(7):1481–87. doi: 10.1038/ismej.2014.235.
- Romig, Douglas E., M. Jason Garlynd, Robin F. Harris, and Kevin McSweeney. 1995. "How Farmers Assess Soil Health and Quality." *Journal of Soil and Water Conservation* 50(3):229–36.
- Ros, G. H., A. J. Termorshuizen, and T. A. van Dijk. 2012. *Risico's van Diffuse Verspreiding van Groenafvalstromen*.
- Rousk, Johannes, Serita D. Frey, and Erland Bååth. 2012. "Temperature Adaptation of Bacterial Communities in Experimentally Warmed Forest Soils." *Global Change Biology* 18(10):3252–58. doi: 10.1111/j.1365-2486.2012.02764.x.
- RStudio Team. 2020. "RStudio: Integrated Development for R."
- Rumpel, Cornelia, Johannes Lehmann, and Abad Chabbi. 2018. "'4 per 1,000' Initiative Will Boost Soil Carbon for Climate and Food Security." *Nature* 553(7686):27. doi: 10.1038/d41586-017-09010-w.
- Russell, Ann E., Cynthia A. Cambardella, David A. Laird, Dan B. Jaynes, and David W. Meek. 2009. "Nitrogen Fertilizer Effects on Soil Carbon Balances in Midwestern U.S. Agricultural Systems." *Ecological Applications* 19(5):1102–13. doi: 10.1890/07-1919.1.
- RVO. 2022. "Tabellen Mest Rijksdienst Voor Ondernemend Nederland." *RVO.nl*. Retrieved January 9, 2023 (<https://www.rvo.nl/onderwerpen/mest/tabellen>).

# S

- Sainte-Marie, Julien, Matthieu Barrandon, Laurent Saint-André, Eric Gelhaye, Francis Martin, and Delphine Derrien. 2021. "C-STABILITY an Innovative Modeling Framework to Leverage the Continuous Representation of Organic Matter." *Nature Communications* 12(1):810. doi: 10.1038/s41467-021-21079-6.
- Sanderman, Jonathan, Tomislav Hengl, and Gregory J. Fiske. 2017. "Soil Carbon Debt of 12,000 Years of Human Land Use." *Proceedings of the National Academy of Sciences* 114(36):9575–80. doi: 10.1073/pnas.1706103114.
- San-Emeterio, Layla M., José M. De la Rosa, Heike Knicker, Rafael López-Núñez, and José A. González-Pérez. 2023. "Evolution of Maize Compost in a Mediterranean Agricultural Soil: Implications for Carbon Sequestration." *Agronomy* 13(3):769. doi: 10.3390/agronomy13030769.
- Sauvadet, Marie, Matthieu Chauvat, Nicolas Brunet, and Isabelle Bertrand. 2017. "Can Changes in Litter Quality Drive Soil Fauna Structure and Functions?" *Soil Biology and Biochemistry* 107:94–103. doi: 10.1016/j.soilbio.2016.12.018.
- Scheunert, I., M. Mansour, and F. Andreux. 1992. "Binding of Organic Pollutants to Soil Organic Matter." *International Journal of Environmental Analytical Chemistry* 46(1–3):189–99. doi: 10.1080/03067319208027009.
- Schimel, Joshua, Teri C. Balsler, and Matthew Wallenstein. 2007. "Microbial Stress-Response Physiology and Its Implications for Ecosystem Function." *Ecology* 88(6):1386–94. doi: 10.1890/06-0219.
- Schimel, Joshua P., and Sean M. Schaeffer. 2012. "Microbial Control over Carbon Cycling in Soil." *Front. Microbiol.* 3:348. doi: 10.3389/fmicb.2012.00348.
- Schimel, Joshua P., and Michael N. Weintraub. 2003. "The Implications of Exoenzyme Activity on Microbial Carbon and Nitrogen Limitation in Soil: A Theoretical Model." *Soil Biol. Biochem.* 35(4):549–63. doi: 10.1016/S0038-0717(03)00015-4.
- Schipper, Louis A., Joanne K. Hobbs, Susanna Rutledge, and Vickery L. Arcus. 2014. "Thermodynamic Theory Explains the Temperature Optima of Soil Microbial Processes and High Q10 Values at Low Temperatures." *Global Change Biology* 20(11):3578–86. doi: 10.1111/gcb.12596.
- Schlatter, Daniel, Linda Kinkel, Linda Thomashow, David Weller, and Timothy Paulitz. 2017. "Disease Suppressive Soils: New Insights from the Soil Microbiome." *Phytopathology* 107(11):1284–97. doi: 10.1094/PHYTO-03-17-0111-RVW.
- Schmidt, Michael W. I., Margaret S. Torn, Samuel Abiven, Thorsten Dittmar, Georg Guggenberger, Ivan A. Janssens, Markus Kleber, Ingrid Kögel-Knabner, Johannes Lehmann, David A. C. Manning, Paolo Nannipieri, Daniel P. Rasse, Steve Weiner, and Susan E. Trumbore. 2011. "Persistence of Soil Organic Matter as an Ecosystem Property." *Nature* 478(7367):49–56. doi: 10.1038/nature10386.
- Scott, H. D., A. Mauromoustakos, I. P. Handayani, and D. M. Miller. 1994. "Temporal Variability of Selected Properties of Loessial Soil as Affected by Cropping." *Soil Science Society of America Journal* 58(5):1531–38. doi: 10.2136/sssaj1994.03615995005800050037x.
- Shahbaz, Muhammad, Amit Kumar, Yakov Kuzyakov, Gunnar Börjesson, and Evgenia Blagodatskaya. 2018. "Priming Effects Induced by Glucose and Decaying Plant Residues on SOM Decomposition: A Three-Source 13C/14C Partitioning Study." *Soil Biol. Biochem.* 121:138–46. doi: 10.1016/j.soilbio.2018.03.004.
- Sharma, Bhavisha, Barkha Vaish, Monika, Umesh Kumar Singh, Pooja Singh, and Rajeev Pratap Singh. 2019. "Recycling of Organic Wastes in Agriculture: An Environmental Perspective."

- International Journal of Environmental Research* 13(2):409–29. doi: 10.1007/s41742-019-00175-y.
- Sharma, Shilpi, Zsofia Szele, Rolf Schilling, Jean Charles Munch, and Michael Schloter. 2006. “Influence of Freeze-Thaw Stress on the Structure and Function of Microbial Communities and Denitrifying Populations in Soil.” *Applied and Environmental Microbiology* 72(3):2148–54. doi: 10.1128/AEM.72.3.2148-2154.2006.
- Sharma, Sushil K., Aketi Ramesh, Mahaveer P. Sharma, Om Prakash Joshi, Bram Govaerts, Kerri L. Steenwerth, and Douglas L. Karlen. 2011. “Microbial Community Structure and Diversity as Indicators for Evaluating Soil Quality.” Pp. 317–58 in *Biodiversity, Biofuels, Agroforestry and Conservation Agriculture, Sustainable Agriculture Reviews*, edited by E. Lichtfouse. Dordrecht: Springer Netherlands.
- Shipitalo, M. J., W. A. Dick, and W. M. Edwards. 2000. “Conservation Tillage and Macropore Factors That Affect Water Movement and the Fate of Chemicals.” *Soil and Tillage Research* 53(3):167–83. doi: 10.1016/S0167-1987(99)00104-X.
- Sierra, Carlos A., Susan E. Trumbore, Eric A. Davidson, Sara Vicca, and I. Janssens. 2015. “Sensitivity of Decomposition Rates of Soil Organic Matter with Respect to Simultaneous Changes in Temperature and Moisture.” *Journal of Advances in Modeling Earth Systems* 7(1):335–56. doi: 10.1002/2014MS000358.
- Singh Brar, Babbu, Jagdeep Singh, Gurbir Singh, and Gurpreet Kaur. 2015. “Effects of Long Term Application of Inorganic and Organic Fertilizers on Soil Organic Carbon and Physical Properties in Maize–Wheat Rotation.” *Agronomy* 5(2):220–38. doi: 10.3390/agronomy5020220.
- Sinsabaugh, Robert L., and Jennifer J. Follstad Shah. 2012. “Ecoenzymatic Stoichiometry and Ecological Theory.” *Annu. Rev. Ecol. Evol. Syst.* 43(1):313–43. doi: 10.1146/annurev-ecolsys-071112-124414.
- Sinsabaugh, Robert L., Stefano Manzoni, Daryl L. Moorhead, and Andreas Richter. 2013. “Carbon Use Efficiency of Microbial Communities: Stoichiometry, Methodology and Modelling.” *Ecol. Lett.* 16(7):930–39. doi: 10.1111/ele.12113.
- Sinsabaugh, Robert L., Jennifer J. Follstad Shah, Stuart G. Findlay, Kevin A. Kuehn, and Daryl L. Moorhead. 2015. “Scaling Microbial Biomass, Metabolism and Resource Supply.” *Biogeochemistry* 122(2–3):175–90. doi: 10.1007/s10533-014-0058-z.
- Six, J., H. Bossuyt, S. Degryze, and K. Denef. 2004. “A History of Research on the Link between (Micro)Aggregates, Soil Biota, and Soil Organic Matter Dynamics.” *Soil and Tillage Research* 79(1):7–31. doi: 10.1016/J.STILL.2004.03.008.
- Six, J., S. D. Frey, R. K. Thiet, and K. M. Batten. 2006. “Bacterial and Fungal Contributions to Carbon Sequestration in Agroecosystems.” *Soil Science Society of America Journal* 70(2):555. doi: 10.2136/sssaj2004.0347.
- Smil, Vaclav. 1999. “Nitrogen in Crop Production: An Account of Global Flows.” *Global Biogeochemical Cycles* 13(2):647–62. doi: 10.1029/1999GB900015.
- Smith, Pete. 2012. “Soils and Climate Change.” *Current Opinion in Environmental Sustainability* 4(5):539–44. doi: 10.1016/J.COSUST.2012.06.005.
- Spaccini, Riccardo, and Alessandro Piccolo. 2020. “Amendments with Humified Compost Effectively Sequester Organic Carbon in Agricultural Soils.” *Land Degradation & Development* 31(10):1206–16. doi: 10.1002/ldr.3524.
- Spohn, Marie. 2016. “Element Cycling as Driven by Stoichiometric Homeostasis of Soil Microorganisms.” *Basic and Applied Ecology* 17(6):471–78. doi: 10.1016/j.baec.2016.05.003.
- Stark, C., L. M. Condon, A. Stewart, H. J. Di, and M. O’Callaghan. 2007. “Influence of Organic and Mineral Amendments on Microbial Soil Properties and Processes.” *Applied Soil Ecology* 35(1):79–93. doi: 10.1016/j.apsoil.2006.05.001.
- Stewart, Catherine E., Pratibha Moturi, Ronald F. Follett, and Ardell D. Halvorson. 2015. “Lignin Biochemistry and Soil N Determine Crop Residue Decomposition and Soil Priming.” *Biogeochemistry* 124(1):335–51. doi: 10.1007/s10533-015-0101-8.

- Stockmann, Uta, Mark A. Adams, John W. Crawford, Damien J. Field, Nilusha Henakaarchchi, Meaghan Jenkins, Budiman Minasny, Alex B. McBratney, Vivien de Remy de Courcelles, Kanika Singh, Ichani Wheeler, Lynette Abbott, Denis A. Angers, Jeffrey Baldock, Michael Bird, Philip C. Brookes, Claire Chenu, Julie D. Jastrow, Rattan Lal, Johannes Lehmann, Anthony G. O. Williams, William J. Parton, David Whitehead, and Michael Zimmermann. 2013. "The Knowns, Known Unknowns and Unknowns of Sequestration of Soil Organic Carbon." *Agriculture, Ecosystems and Environment* 164(164):80–99. doi: 10.1016/j.agee.2012.10.001.
- Stone, Madeleine M., Marissa S. Weiss, Christine L. Goodale, Mary Beth Adams, Ivan J. Fernandez, Donovan P. German, and Steven D. Allison. 2012. "Temperature Sensitivity of Soil Enzyme Kinetics under N -fertilization in Two Temperate Forests." *Glob. Chang. Biol.* 18(3):1173–84. doi: 10.1111/j.1365-2486.2011.02545.x.
- Sulman, Benjamin N., Richard P. Phillips, A. Christopher Oishi, Elena Shevliakova, and Stephen W. Pacala. 2014. "Microbe-Driven Turnover Offsets Mineral-Mediated Storage of Soil Carbon under Elevated CO<sub>2</sub>." *Nature Climate Change* 4(12):1099–1102. doi: 10.1038/nclimate2436.
- Sun, Yifei, Chengyuan Tao, Xuhui Deng, Hongjun Liu, Zongzhan Shen, Yaxuan Liu, Rong Li, Qirong Shen, and Stefan Geisen. 2022. "Organic Fertilization Enhances the Resistance and Resilience of Soil Microbial Communities under Extreme Drought." *Journal of Advanced Research*. doi: 10.1016/j.jare.2022.07.009.

## T

- Tang, Chunyu, Fan Yang, and Markus Antonietti. 2022. "Carbon Materials Advancing Microorganisms in Driving Soil Organic Carbon Regulation." *Research* 2022.
- Tejada, M., and J. L. Gonzalez. 2008. "Influence of Two Organic Amendments on the Soil Physical Properties, Soil Losses, Sediments and Runoff Water Quality." *Geoderma* 145(3):325–34. doi: 10.1016/j.geoderma.2008.03.020.
- Terleev, V., R. Ginevsky, V. Lazarev, A. Nikonorov, I. Togo, A. Topaj, K. Moiseev, E. Abakumov, A. Melnichuk, and I. Dunaieva. 2017. "Predicting the Scanning Branches of Hysteretic Soil Water-Retention Capacity with Use of the Method of Mathematical Modeling." in *IOP Conference Series: Earth and Environmental Science*. Vol. 90.
- Thakur, Madhav P., Wim H. van der Putten, Fariha Apon, Ezio Angelini, Branko Vreš, and Stefan Geisen. 2021. "Resilience of Rhizosphere Microbial Predators and Their Prey Communities after an Extreme Heat Event." *Functional Ecology* 35(1):216–25. doi: 10.1111/1365-2435.13696.
- Thijs, Sofie, Michiel Op De Beeck, Bram Beckers, Sascha Truyens, Vincent Stevens, Jonathan D. Van Hamme, Nele Weyens, and Jaco Vangronsveld. 2017. "Comparative Evaluation of Four Bacteria-Specific Primer Pairs for 16S rRNA Gene Surveys." *Front. Microbiol.* 8:494. doi: 10.3389/fmicb.2017.00494.
- Tisdall, J. M., and J. M. Oades. 1982. "Organic Matter and Water-Stable Aggregates in Soils." *European Journal of Soil Science* 33(2):141–63. doi: 10.1111/j.1365-2389.1982.tb01755.x.
- Todd-Brown, Katherine E. O., Francesca M. Hopkins, Stephanie N. Kivlin, Jennifer M. Talbot, and Steven D. Allison. 2012. "A Framework for Representing Microbial Decomposition in Coupled Climate Models." *Biogeochemistry* 109(1):19–33. doi: 10.1007/s10533-011-9635-6.
- Trimbos, Krijn B., Ellen Cieraad, Maarten Schrama, Aagje I. Saarloos, Kees. J. M. Musters, Laura D. Bertola, and Peter M. van Bodegom. 2021. "Stirring up the Relationship between Quantified Environmental DNA Concentrations and Exoskeleton-Shedding Invertebrate Densities." *Environmental DNA* 3(3):605–18. doi: 10.1002/edn3.157.

# U

UN General Assembly. 2015. "Transforming Our World: The 2030 Agenda for Sustainable Development." Retrieved June 7, 2022 ([https://www.un.org/ga/search/view\\_doc.asp?symbol=A/RES/70/1&Lang=E](https://www.un.org/ga/search/view_doc.asp?symbol=A/RES/70/1&Lang=E)).

# V

- Valentine, Tracy A., Paul D. Hallett, Kirsty Binnie, Mark W. Young, Geoffrey R. Squire, Cathy Hawes, and A. Glyn Bengough. 2012. "Soil Strength and Macropore Volume Limit Root Elongation Rates in Many UK Agricultural Soils." *Annals of Botany* 110(2):259–70. doi: 10.1093/aob/mcs118.
- Van Drecht, G., A. F. Bouwman, J. M. Knoop, A. H. W. Beusen, and C. R. Meinardi. 2003. "Global Modeling of the Fate of Nitrogen from Point and Nonpoint Sources in Soils, Groundwater, and Surface Water." *Global Biogeochemical Cycles* 17(4). doi: 10.1029/2003GB002060.
- Vance, E. D., P. C. Brookes, and D. S. Jenkinson. 1987. "An Extraction Method for Measuring Soil Microbial Biomass C." *Soil Biology and Biochemistry* 19(6):703–7. doi: 10.1016/0038-0717(87)90052-6.
- Ventura, Marco, Carlos Canchaya, Ziding Zhang, Valentina Bernini, Gerald F. Fitzgerald, and Douwe van Sinderen. 2006. "How High G+C Gram-Positive Bacteria and in Particular Bifidobacteria Cope with Heat Stress: Protein Players and Regulators." *FEMS Microbiology Reviews* 30(5):734–59. doi: 10.1111/j.1574-6976.2006.00031.x.
- Verbeke, Willy, Ruben Gybels, Erik Meers, Cindy Devacht, Werner Annaert, Bart Ryckaert, Hermien Schoutteten, Luc Janssens, Francies Van Gijzeghem, Alain De Vocht, Anja Delief, Nele Witters, Miet Van Dael, Ann Wygaerts, Jaco Vangronsveld, Elke Vandaele, and Kristel Vandenbroek. 2013. "Graskracht: eindrapport."
- Viaene, J., J. Van Lancker, B. Vandecasteele, K. Willekens, J. Bijttebier, G. Ruysschaert, S. De Neve, and B. Reubens. 2016. "Opportunities and Barriers to On-Farm Composting and Compost Application: A Case Study from Northwestern Europe." *Waste Management* 48:181–92. doi: 10.1016/j.wasman.2015.09.021.
- Vogel, Cordula, Doreen Babin, Geertje Johanna Pronk, Katja Heister, Kornelia Smalla, and Ingrid Kögel-Knabner. 2014. "Establishment of Macro-Aggregates and Organic Matter Turnover by Microbial Communities in Long-Term Incubated Artificial Soils." *Soil Biology and Biochemistry* 79:57–67. doi: 10.1016/j.soilbio.2014.07.012.
- Vogel, Hans-Jörg, Stephan Bartke, Katrin Daedlow, Katharina Helming, Ingrid Kögel-Knabner, Birgit Lang, Eva Rabot, David Russell, Bastian Stöbel, and Ulrich Weller. 2018. "A Systemic Approach for Modeling Soil Functions." *Soil* 4(1):83–92.
- Vose, Russell S., David R. Easterling, and Byron Gleason. 2005. "Maximum and Minimum Temperature Trends for the Globe: An Update through 2004." *Geophysical Research Letters* 32(23). doi: 10.1029/2005GL024379.
- de Vries, Franciska T., Rob I. Griffiths, Mark Bailey, Hayley Craig, Mariangela Girlanda, Hyun Soon Gweon, Sara Hallin, Aurore Kaisermann, Aidan M. Keith, Marina Kretschmar, Philippe Lemanceau, Erica Lumini, Kelly E. Mason, Anna Oliver, Nick Ostle, James I. Prosser, Cecile Thion, Bruce Thomson, and Richard D. Bardgett. 2018. "Soil Bacterial Networks Are Less

- Stable under Drought than Fungal Networks.” *Nature Communications* 9(1):3033. doi: 10.1038/s41467-018-05516-7.
- de Vries, W., S. Solberg, M. Dobbertin, H. Sterba, D. Laubhann, M. van Oijen, C. Evans, P. Gundersen, J. Kros, G. W. W. Wamelink, G. J. Reinds, and M. A. Sutton. 2009. “The Impact of Nitrogen Deposition on Carbon Sequestration by European Forests and Heathlands.” *For. Ecol. Manage.* 258(8):1814–23. doi: 10.1016/j.foreco.2009.02.034.
- de Vries, Wim. 2018. “Soil Carbon 4 per Mille: A Good Initiative but Let’s Manage Not Only the Soil but Also the Expectations: Comment on Minasny et al. (2017) *Geoderma* 292: 59–86.” *Geoderma* 309:111–12. doi: 10.1016/j.geoderma.2017.05.023.
- Vries, Wim De, Enzai Du, Klaus Butterbach Bahl, Lena Schulte Uebbing, and Frank Dentener. 2017. “Global-Scale Impact of Human Nitrogen Fixation on Greenhouse Gas Emissions.” in *Oxford Research Encyclopedia of Environmental Science*.
- Vrugt, J. A., and C. J. F. Ter Braak. 2011. “Hydrology and Earth System Sciences DREAM (D) : An Adaptive Markov Chain Monte Carlo Simulation Algorithm to Solve Discrete, Noncontinuous, and Combinatorial Posterior Parameter Estimation Problems.” *Hydrol. Earth Syst. Sci* 15:3701–13. doi: 10.5194/hess-15-3701-2011.
- Vrugt, Jasper A., Cajo J. F. ter Braak, Martyn P. Clark, James M. Hyman, and Bruce A. Robinson. 2008. “Treatment of Input Uncertainty in Hydrologic Modeling: Doing Hydrology Backward with Markov Chain Monte Carlo Simulation.” *Water Resources Research* 44(12). doi: 10.1029/2007wr006720.

# W

- van der Wal, Annemieke, and Wietse de Boer. 2017. “Dinner in the Dark: Illuminating Drivers of Soil Organic Matter Decomposition.” *Soil Biol. Biochem.* 105:45–48. doi: 10.1016/j.soilbio.2016.11.006.
- Waldrop, M. P., T. C. Balser, and M. K. Firestone. 2000. “Linking Microbial Community Composition to Function in a Tropical Soil.” *Soil Biology and Biochemistry* 32(13):1837–46. doi: 10.1016/S0038-0717(00)00157-7.
- Waldrop, Mark P., Donald R. Zak, Robert L. Sinsabaugh, Marcy Gallo, and Chris Lauber. 2004. “NITROGEN DEPOSITION MODIFIES SOIL CARBON STORAGE THROUGH CHANGES IN MICROBIAL ENZYMIC ACTIVITY.” *Ecological Applications* 14(4):1172–77. doi: 10.1890/03-5120.
- Wander, Michelle M., and Laurie E. Drinkwater. 2000. “Fostering Soil Stewardship through Soil Quality Assessment.” *Applied Soil Ecology* 15(1):61–73. doi: 10.1016/S0929-1393(00)00072-X.
- Wang, Bin, Manuel Lerdau, and Yongli He. 2017. “Widespread Production of Nonmicrobial Greenhouse Gases in Soils.” *Global Change Biology* 23(11):4472–82. doi: 10.1111/gcb.13753.
- Wang, Gangsheng, Sindhu Jagadamma, Melanie A. Mayes, Christopher W. Schadt, J. Megan Steinweg, Lianhong Gu, and Wilfred M. Post. 2015. “Microbial Dormancy Improves Development and Experimental Validation of Ecosystem Model.” *The ISME Journal* 9(1):226–37. doi: 10.1038/ismej.2014.120.
- Wang, Gangsheng, Melanie A. Mayes, Lianhong Gu, and Christopher W. Schadt. 2014. “Representation of Dormant and Active Microbial Dynamics for Ecosystem Modeling.” *PloS One* 9(2):e89252.
- Wang, George, and Michael E. Dillon. 2014. “Recent Geographic Convergence in Diurnal and Annual Temperature Cycling Flattens Global Thermal Profiles.” *Nature Climate Change* 4(11):988–92. doi: 10.1038/nclimate2378.

- Wang, Guocheng, Mingming Wang, Xiaowei Guo, Yongqiang Yu, Pengfei Han, and Zhongkui Luo. 2022. "Efficiency of Additional Organic Inputs for Carbon Sequestration in Agricultural Soils Modulated by the Priming Effect and Physical Accessibility." *Geoderma* 406:115498. doi: 10.1016/j.geoderma.2021.115498.
- Wang, Hui, Thomas W. Boutton, Wenhua Xu, Guoqing Hu, Ping Jiang, and Edith Bai. 2015. "Quality of Fresh Organic Matter Affects Priming of Soil Organic Matter and Substrate Utilization Patterns of Microbes." *Sci. Rep.* 5(1):10102. doi: 10.1038/srep10102.
- Wanniarachchi, Dinushika, Mumtaz Cheema, Raymond Thomas, Vanessa Kavanagh, and Lakshman Galagedara. 2019. "Impact of Soil Amendments on the Hydraulic Conductivity of Boreal Agricultural Podzols." *Agriculture* 9(6):133. doi: 10.3390/agriculture9060133.
- Ward, Bess B., Douglas G. Capone, and Jonathan P. Zehr. 2007. "What's New in the Nitrogen Cycle?" *Oceanography* 20(2):101–9.
- Wardle, D. A., and K. E. Giller. 1996. "The Quest for a Contemporary Ecological Dimension to Soil Biology." *Soil Biol. Biochem.* 28(12):1549–54. doi: 10.1016/s0038-0717(96)00293-3.
- Werth, Martin, and Yakov Kuzyakov. 2010. "13C Fractionation at the Root–Microorganisms–Soil Interface: A Review and Outlook for Partitioning Studies." *Soil Biology and Biochemistry* 42(9):1372–84. doi: 10.1016/j.soilbio.2010.04.009.
- Whalen, Joann K., and Chi Chang. 2002. "Macroaggregate Characteristics in Cultivated Soils after 25 Annual Manure Applications." *Soil Science Society of America Journal* 66(5):1637–47. doi: 10.2136/sssaj2002.1637.
- Wiecheteck, Lucia H., Neyde F. B. Giarola, Renato P. de Lima, Cassio A. Tormena, Lorena C. Torres, and Ariane L. de Paula. 2020. "Comparing the Classical Permanent Wilting Point Concept of Soil (–15,000 hPa) to Biological Wilting of Wheat and Barley Plants under Contrasting Soil Textures." *Agricultural Water Management* 230:105965. doi: 10.1016/j.agwat.2019.105965.
- Wieder, W. R., A. S. Grandy, Cynthia M. Kallenbach, and G. B. Bonan. 2014. "Integrating Microbial Physiology and Physio-Chemical Principles in Soils with the Microbial-MINeral Carbon Stabilization (MIMICS) Model." *Biogeosciences* 11(14):3899–3917. doi: 10.5194/bg-11-3899-2014.
- Wieder, William R., Steven D. Allison, Eric A. Davidson, Katerina Georgiou, Oleksandra Hararuk, Yujie He, Francesca Hopkins, Yiqi Luo, Matthew J. Smith, Benjamin Sulman, Katherine Todd-Brown, Ying-Ping Wang, Jianyang Xia, and Xiaofeng Xu. 2015. "Explicitly Representing Soil Microbial Processes in Earth System Models." *Global Biogeochemical Cycles* 29(10):1782–1800. doi: 10.1002/2015GB005188.
- Wieder, William R., Gordon B. Bonan, and Steven D. Allison. 2013. "Global Soil Carbon Projections Are Improved by Modelling Microbial Processes." *Nature Climate Change* 3(10):909–12. doi: 10.1038/nclimate1951.
- Wilkinson, T. J. 1982. "The Definition of Ancient Manured Zones by Means of Extensive Sherd-Sampling Techniques." *Journal of Field Archaeology* 9(3):323–33. doi: 10.1179/009346982791504616.



- Xiao, Chunwang, Bertrand Guenet, Yong Zhou, Jiaqi Su, and Ivan A. Janssens. 2015. "Priming of Soil Organic Matter Decomposition Scales Linearly with Microbial Biomass Response to Litter Input in Steppe Vegetation." *Oikos* 124(5):649–57. doi: 10.1111/oik.01728.
- Xu, Donghao, Qichao Zhu, Gerard H. Ros, Minggang Xu, Shilin Wen, Fusuo Zhang, and Wim de Vries. 2023. "Model-Based Optimal Management Strategies to Mitigate Soil Acidification and Minimize Nutrient Losses for Croplands." *Field Crops Research* 292:108827. doi: 10.1016/j.fcr.2023.108827.

# Y

- Yadav, Ram R., Won-Kyu Park, Jayendra Singh, and Bhasha Dubey. 2004. "Do the Western Himalayas Defy Global Warming?" *Geophysical Research Letters* 31(17). doi: 10.1029/2004GL020201.
- Yan, Shaobin, Liming Yin, Feike A. Dijkstra, Peng Wang, and Weixin Cheng. 2023. "Priming Effect on Soil Carbon Decomposition by Root Exudate Surrogates: A Meta-Analysis." *Soil Biology and Biochemistry* 178:108955. doi: 10.1016/j.soilbio.2023.108955.
- Yanardağ, I. H., R. Zornoza, F. Bastida, A. Büyükkiliç-Yanardağ, C. García, A. Faz, and A. R. Mermut. 2017. "Native Soil Organic Matter Conditions the Response of Microbial Communities to Organic Inputs with Different Stability." *Geoderma* 295:1–9. doi: 10.1016/J.GEODERMA.2017.02.008.
- Yang, Rongchang, Andrea Paparini, Paul Monis, and Una Ryan. 2014. "Comparison of Next-Generation Droplet Digital PCR (ddPCR) with Quantitative PCR (qPCR) for Enumeration of Cryptosporidium Oocysts in Faecal Samples." *International Journal for Parasitology* 44(14):1105–13. doi: 10.1016/j.ijpara.2014.08.004.
- Young, I. M., and J. W. Crawford. 2004. "Interactions and Self-Organization in the Soil-Microbe Complex." *Science* 304(5677):1634–37. doi: 10.1126/science.1097394.
- Yu, Zhuyun, Lu Ling, Bhupinder Pal Singh, Yu Luo, and Jianming Xu. 2020. "Gain in Carbon: Deciphering the Abiotic and Biotic Mechanisms of Biochar-Induced Negative Priming Effects in Contrasting Soils." *Science of The Total Environment* 746:141057. doi: 10.1016/j.scitotenv.2020.141057.
- Yüksel, Orhan, and Yasemin Kavdir. 2020. "Improvement of Soil Quality Parameters by Municipal Solid Waste Compost Application in Clay-Loam Soil." *Turkish Journal of Agriculture - Food Science and Technology* 8(3):603–9. doi: 10.24925/turjaf.v8i3.603-609.3062.

# Z

- Zamani, Javad, Majid Afyuni, Nasrollah Sepehrnia, and Rainer Schulin. 2016. "Opposite Effects of Two Organic Wastes on the Physical Quality of an Agricultural Soil." *Archives of Agronomy and Soil Science* 62(3):413–27. doi: 10.1080/03650340.2015.1060321.
- Zare, M., M. Afyuni, and K. C. Abbaspour. 2010. "Effects of Biosolids Application on Temporal Variations in Soil Physical and Unsaturated Hydraulic Properties." *J. Residuals Sci. Technol* 227–35.
- Zhang, Bowen, Hanqin Tian, Chaoqun Lu, Shree R. S. Dangal, Jia Yang, and Shufen Pan. 2017. "Global Manure Nitrogen Production and Application in Cropland during 1860–2014: A 5 Arcmin Gridded Global Dataset for Earth System Modeling." *Earth System Science Data* 9(2):667–78. doi: 10.5194/essd-9-667-2017.
- Zhang, Shulan, Xueyun Yang, Martin Wiss, Harald Grip, and Lars Lövdahl. 2006. "Changes in Physical Properties of a Loess Soil in China Following Two Long-Term Fertilization Regimes." *Geoderma* 136(3–4):579–87. doi: 10.1016/j.geoderma.2006.04.015.
- Zhao, Shicheng, Kejiang Li, Wei Zhou, Shaojun Qiu, Shaowen Huang, and Ping He. 2016. "Changes in Soil Microbial Community, Enzyme Activities and Organic Matter Fractions under Long-Term Straw Return in North-Central China." *Agriculture, Ecosystems and Environment* 216:82–88. doi: 10.1016/j.agee.2015.09.028.

- Zhao, Yunchen, Ping Wang, Jianlong Li, Yuru Chen, Xianzhi Ying, and Shuying Liu. 2009. "The Effects of Two Organic Manures on Soil Properties and Crop Yields on a Temperate Calcareous Soil under a Wheat–Maize Cropping System." *European Journal of Agronomy* 31(1):36–42. doi: 10.1016/j.eja.2009.03.001.
- Zhou, Hu, Chong Chen, Daozhong Wang, Emmanuel Arthur, Zhongbin Zhang, Zichun Guo, Xinhua Peng, and Sacha J. Mooney. 2020. "Effect of Long-Term Organic Amendments on the Full-Range Soil Water Retention Characteristics of a Vertisol." *Soil and Tillage Research* 202:104663. doi: 10.1016/j.still.2020.104663.
- Zhu, Qichao, Wim de Vries, Xuejun Liu, Tianxiang Hao, Mufan Zeng, Jianbo Shen, and Fusuo Zhang. 2018. "Enhanced Acidification in Chinese Croplands as Derived from Element Budgets in the Period 1980–2010." *Science of The Total Environment* 618:1497–1505. doi: 10.1016/j.scitotenv.2017.09.289.
- Zhu, Zhenke, Yunying Fang, Yuqing Liang, Yuhong Li, Shoulong Liu, Yongfu Li, Baozhen Li, Wei Gao, Hongzhao Yuan, Yakov Kuzyakov, Jinshui Wu, Andreas Richter, and Tida Ge. 2022. "Stoichiometric Regulation of Priming Effects and Soil Carbon Balance by Microbial Life Strategies." *Soil Biology and Biochemistry* 169:108669. doi: 10.1016/j.soilbio.2022.108669.
- Zhu, Zhenke, Juan Zhou, Muhammad Shahbaz, Haiming Tang, Shoulong Liu, Wenju Zhang, Hongzhao Yuan, Ping Zhou, Hattan Alharbi, Jinshui Wu, Yakov Kuzyakov, and Tida Ge. 2021. "Microorganisms Maintain C:N Stoichiometric Balance by Regulating the Priming Effect in Long-Term Fertilized Soils." *Applied Soil Ecology* 167:104033. doi: 10.1016/j.apsoil.2021.104033.
- van Zwieten, Lukas. 2018. "The Long-Term Role of Organic Amendments in Addressing Soil Constraints to Production." *Nutrient Cycling in Agroecosystems* 111(2):99–102. doi: 10.1007/s10705-018-9934-6.

# CURRICULUM VITAE

## Dirk-Jan Kok

D.O.B. 26.02.1993

[linkedin.com/in/Dirk-JanKok](https://www.linkedin.com/in/Dirk-JanKok)

[researchgate.net/profile/Dirk-Jan-Kok](https://www.researchgate.net/profile/Dirk-Jan-Kok)



Dirk-Jan was born on the 26<sup>th</sup> of February 1993 in 's-Hertogenbosch, the Netherlands. He demonstrated an interest in the natural world already at a young age and could be found collecting rocks and growing plants over the course of his childhood in the Netherlands, Malawi, Malaysia and Senegal. In his teenage years, he became environmentally and politically engaged and was elected a position in student government (2008), won an award for outstanding leadership (2008), was nominated and participated in the Global Young Leaders Conference in Washington D.C. (2010), and became a board member of the student environmental association (2012). However, his greatest high school honour was receiving the President's Award for Outstanding Academic Achievement (2009) - an award signed by a role model of his at the time, the United States President, Barack Obama.

In 2011, Dirk began his studies in Earth Sciences at Utrecht University where he focused on physical geography, specialising in Hydrology. During his Bachelor studies he participated in the Erasmus Exchange Programme and spent six months at the Swiss Federal Institute of Technology in Zurich (2013). Upon his return, he pursued a minor in Archaeology at Leiden University. He graduated from Utrecht University in 2014 with excess ECTS and a thesis on comparing the performance of different satellites in their ability to assess for soil moisture content.

Following his B.Sc. in Earth Sciences, Dirk enrolled in the Master Programme Water Management at the Faculty of Civil Engineering at TU Delft (2014). It is at TU Delft that his attention shifted to the agricultural aspects of water and water management. This is reflected in his participation in the design and execution of a study assessing the susceptibility of small-holder farmers to the effects of climate change in Sudan. At this point, thoroughly engaged in socio-hydrology, his supervisor, Dr. Saket Pande, offered him an internship at the UNESCO World Water Assessment Programme (WWAP) in Perugia, Italy (2016). This internship was followed up with a short consultancy at WWAP to investigate inter-correlations between the indicators for Sustainable Development Goal (SDG) 6. Back in the Netherlands, he acquired a board position at the Leiden Student Swimming and Water Polo Association, Aquamania (2015-2016). Completing his studies

under the supervision of Saket Pande, Huub Savenije and Jules van Lier, he graduated from TU Delft with a thesis on the global potential for phosphorus recovery as struvite from wastewater for agricultural reuse (2017). He presented the model underlying his thesis at the Vienna Conference of the European Geoscience Union (2017) and was contracted by the University post-graduation to publish his findings in the scientific journal *Hydrology and Earth System Sciences* (2018).

In 2018, Dirk started his PhD at Leiden University on exploring the impacts of organic amendments on agricultural soils. This PhD was part of a joint research project between Leiden and Wageningen University dubbed the **Social Innovation for Resource Efficiency and Nutrient Recycling** project (SINCERE). The aim of SINCERE was to link the natural-physical effects of organic amendment application in agriculture to the social factors influencing the implementation of such amendment applications by farmers. A quick literature study revealed that some of the largest knowledge gaps lay in understanding the role of microorganisms in steering and mediating organic amendment impacts. Due to his academic background in earth sciences and water management, Dirk lacked specific knowledge of microbial processes and interactions. However, studying the literature and learning the relevant laboratory procedures, he was able to formulate and develop a methodology to address his research questions. Before starting his experiments in 2019, he took a brief sabbatical to sail across the Atlantic on tall ship the *Morgenster* as part of the think-tank ‘Quest for Change’. At the institute, he also taught classes and supervised groups for the courses Ecology 2, Environmental Biology 2, and Resilient Cities and Area Studies. He was also closely involved with the PhD Committee (2020, 2021) and the Institute Council (2021). After completing his experiments and having published two of the four research chapters, he left for Napier, New Zealand, publishing the remaining chapters and composing his final thesis there on a part-time basis next to his work as 3 Waters Programme Engineer at Napier City Council (2023). He has since returned to the Netherlands and is now keen to put his acquired skills and knowledge into practice to build a more sustainable future.

# PUBLICATIONS

Kok, D. D., Scherer, L., de Vries, W., & van Bodegom, P. M. (2024). MiPrime: A Soil Model for the Microbially Mediated Impacts of Organic Amendments on Measurable Carbon Fractions and Associated Priming Effects. *Accepted with revisions by Soil Biology and Biochemistry*

Kok, D. D., Scherer, L., de Vries, W., & van Bodegom, P. M. (2023). Temporal variability in organic amendment impacts on hydro-physical properties of sandy agricultural soils. *Soil Science Society of America Journal*, 87(4), 963–984. <https://doi.org/10.1002/saj2.20547>

Kok, D. D., de Vries, W., Scherer, L., & van Bodegom, P. M. (2023). Contrasting effects of different organic amendments on the microbial responses to extreme temperature changes. *Geoderma*, 439, 116673. <https://doi.org/10.1016/j.geoderma.2023.116673>

Kok, D. D., Scherer, L., de Vries, W., Trimbos, K. B., & van Bodegom, P. M. (2022). Relationships of priming effects with organic amendment composition and soil microbial properties. *Geoderma*, 422, 115951. <https://doi.org/10.1016/j.geoderma.2022.115951>

Bakker, M. M., Ros, G., Bodegom, P. van, Kok, D. D., & Vries, W. de. (2020). Moet hergebruik van groenafval op akkerland gestimuleerd worden?: Een kritische evaluatie van gebruiksmogelijkheden. *Bodem*, 5, 19–21.

Kok, D. D., Pande, S., Ortigara, A. R. C., Savenije, H., & Uhlenbrook, S. (2018a). Socio-Hydrological Approach to the Evaluation of Global Fertilizer Substitution by Sustainable Struvite Precipitants from Wastewater. *Proceedings of IAHS*, 376, 83–86. <https://doi.org/10.5194/piahs-376-83-2018>

Kok, D. D., Pande, S., Ortigara, A., Savenije, H., & Uhlenbrook, S. (2018b). Global phosphorus recovery from wastewater for agricultural reuse. *Hydrology and Earth System Sciences*, 22, 5781–5799. <https://doi.org/10.5194/hess-22-5781-2018>

# ACKNOWLEDGEMENTS

Completing this thesis has been a journey marked by both triumphs and challenges. Now remains my final challenge: to bring into words my gratitude for all the invaluable contributions made to this work by my supervisors, colleagues, friends, and family. This thesis stands testament to our collective effort. There are many without whom the completion of this work would not have been possible.

First and foremost, Peter, Laura, and Wim. You have been critical to this research, but you've also been much more than that. You have each been an inspiration to me, both personally and professionally. Peter, through your out-of-the-box thinking, commitment to education and research, and your ability to condense my extensive texts in comprehensive manuscripts; Laura, through your diligence, idealism, and your incredibly sharp eye for detail; and Wim, through your talent of always asking me exactly the right questions, you have each demonstrated traits and abilities that I have come to deeply appreciate and admire. Your supervision has taught me lessons in science and in life. I thank you for your many hours of reading, editing, and discussing my texts, and for being an inspiration to me and undoubtedly many other young scientists fortunate enough to have worked with you.

I would also like to thank the **Social Innovation for Nutrient Recycling and Resource Efficiency (SINCERE)** team: Martha Bakker, Gerard Ros, Maaïke Happel, Diana Giebels, and Alena Schmidt; the **CML Soil Processes Workgroup**: Nadia Soudzilovskaia, Emilia Hannula, Weilin Huang, Riccardo Mancinelli, and Chenguang Gao; the **CML Remote Sensing Workgroup**: Joris Timmermans, Nuno De Mequita César de Sá, Amie Corbin, Leon Hauser, Anne Uilhoorn, Olivier Burggraaf, Eefje de Goede, and Vivi Wen; indispensable **lab support**: Emilie Didaskalou, Wesley Post, and Gerben Bakker; the **Soup & Yoga gang**: Amie Corbin, Jianhong Zhou, and Bregje Brinkmann; fellow members of the **'20-'22 PhD Committee**: Riccardo Mancinelli, Elizabeth Migoni Alejandre, Brenda Miranda Xicotencatl, and Teun Verhagen; fellow members of the **'21-'22 Institute Council**: Mingming Hu, Franco Donati, Laura Scherer, Weilin Huang, Emilie Didaskalou, and Michiel Veldhuis; the **CML management and other staff**: Martina Vijver, Arnold Tukker, Susanne van den Oever, Sammy Koning, Milan Oostwouder, Ester Philips, Jasper Williams, Paul de Hoog, Krijn Trimbos and others; and the **waters infrastructure team at Napier City Council**: Russell Bond, Phil Kelsen, Syed Andrabi, Gary Schofield, Pious Xavier, Vonnie Archibald, Sue Bailie, Andrew Lebioda, John Kelsey, Paul Davison, Pyo Kim, Anoop Matthews, Patricia van der Westhuizen, and all the rest of you! You have all contributed to my joyous experience as a PhD fellow at CML and in New Zealand.

Last but not least, I would like to thank my partner, family, and friends. Your endless love, encouragement and belief in me have helped me through difficult times while working on this thesis. You are the pillars of my support system, and I could not have done this without you.

Sincerely,

Dirk-Jan Kok

*The research in this thesis was financed by the Netherlands Organization for Scientific Research (NWO; grant number NWO-GK-06) and co-financed by the Leiden University CML Impact fund, Province of Gelderland (Provincie Gelderland), Vitens, Agricultural Landscape Collective Achterhoek (Vereniging Agrarisch Landschap Achterhoek), Foundation for Sustainable Agricultural Innovation Haarloseveld and Olden Eibergen (Stichting HOEduurzaam), the Directorate-General for Public Works and Water Management of the Netherlands (Rijkswaterstaat), Dutch Waste Management Association (DWMMA), and the Netherlands Society for the Preservation of Nature Monuments (Natuurmonumenten).*

# APPENDICES

# A Outline of ddPCR Protocol

For the ddPCR quantification of the F:B ratio, microbial DNA was extracted from 250 mg of soil from each sample using a DNeasy PowerSoil Pro DNA Extraction Kit (Qiagen). Samples were diluted with molecular-grade water to ensure DNA concentrations within the range of the detection limit. ddPCR was performed following the manufacturer's standard EvaGreen® protocol for the QX200™ ddPCR™ system (Bio-Rad Laboratories, Hercules, CA, USA). Bacterial 16S rRNA subunit genes were targeted for amplification using 341 forward (CCTACGGGNGGCWGCAG) and 785 reverse (GACTACHVGGGTATCTAATCC) primers (Klindworth et al., 2013; Thijs et al., 2017). Fungal ITS gene amplification was achieved using ITS1 forward (TCCGTAGGTGAACCTGCGG) and 5.8s reverse (CGC TGC GTT CTT CAT CG) primers (Fierer et al., 2005). 22 µl ddPCR reactions were prepared, each containing 2 µl DNA extract, 0.2 µl 100 nM forward and reverse primer, 10 µl Bio-Rad Evagreen Supermix (Bio-Rad, Hercules, CA, USA) and 9.6 µl Milli-Q. 20 µl of each mixture was transferred into a DG8 Biorad cartridge containing 8 wells and covered with a DG8 rubber gasket. As contamination control, blank 3 µl Milli-Q samples were run in every plate. The ddPCR mixture was emulsified with Bio-Rad generator oil and partitioned in 10.000-20.000 droplets using a Bio-Rad QX-200 droplet generator. 40 µL of each produced droplet mixture was pipetted into a semi-skirted twintec 96-well plate for thermocycling. The plates were sealed with pierceable sealing foil, using the PX1 PCR Plate Sealer (Bio-Rad) and placed in a Bio-Rad T100 Thermal Cycler. DNA amplification was carried out with a 2 °C/s ramp rate for: 5 min at 95 °C for enzyme activation; 40 cycles of 30 s at 95 °C for denaturation, 40 cycles of 1 min at 60°C for annealing/extension, and finally 5 min at 4 °C and 5 min at 90 °C for signal stabilization. After signal stabilization, plates were loaded into the Bio-Rad QX200 Droplet Reader for the identification of fluorescent droplets.

To quantify the number of target copies, we used Bio-Rad's QuantaSoft software version 1.7.4. Droplets were counted as positive or negative by thresholding against the height of their respective fluorescence amplitude. By applying a Poisson distribution model, the concentration of the target and reference DNA sequences and their corresponding 95% confidence intervals were calculated by the software. A threshold was subsequently assigned at the point of greatest separation of the two distributions/bands. Droplets above the threshold were counted as positive events, and below the threshold were counted as negative events. After subtraction of blanks, the enumeration of the positive reactions provided a quantitative estimate of the DNA concentration in the original samples (rDNA copies/µL).

## **B** Colorimetry for Determination of Mineral Nitrogen Concentrations

For the determination of  $\text{NH}_4^+$  through the salicylate method (Mulvaney 1996), we prepared: 1a) a complexing solution by dissolving 3.60 g of disodium salt ethylenedinitrilotetraacetic acid disodium salt ( $\text{C}_{10}\text{H}_{14}\text{N}_2\text{Na}_2\text{O}_8 \cdot 2\text{H}_2\text{O}$ ) in 60 mL of deionized water; 1b) a salicylate-nitroprusside solution by dissolving 7.8130 g of sodium salicylate ( $\text{C}_7\text{H}_5\text{NaO}_3$ ) and 0.125g of sodium nitroprusside dihydrate ( $\text{C}_5\text{FeN}_6\text{Na}_2\text{O} \cdot 2\text{H}_2\text{O}$ ) in 100mL of deionized water; 1c) a buffer solution by dissolving 2.0720g of sodium hydroxide (NaOH) and 6.9720g of dibasic potassium phosphate ( $\text{K}_2\text{HPO}_4$ ) in a mixture of 28mL of deionized water and 42mL sodium hypochlorite (NaClO). 10  $\mu\text{L}$  of extract and standards were pipetted in 96 cells of a flat bottom polystyrene microplate. Subsequently was added: 140  $\mu\text{L}$  of 1M KCl, 15 $\mu\text{L}$  of complexing solution (1a), 60 $\mu\text{L}$  of the salicylate-nitroprusside solution (1b), and 30  $\mu\text{L}$  of the buffer solution (1c). Between the additions of each solution, the contents of the well plate were vortexed for 15 seconds on a shaker. After a 30-minute reaction time, the absorbance in each cell was measured on an automated spectrophotometer (Tecan Spark 10M) at a wavelength of 667 nm.

For the determination of  $\text{NO}_3^- + \text{NO}_2^-$  through a reduction-Greiss reaction (Miranda et al. 2001), we prepared: 2a) a reducing solution by dissolving 1.1200g of vanadium chloride ( $\text{VCl}_3$ ) in 140mL of 1N HCl; 2b) a coupling solution by dissolving 0.0900g of *N*-(1-naphthyl)ethylenediamine dichloride ( $\text{C}_{10}\text{H}_7\text{NHCH}_2\text{CH}_2\text{NH}_2 \cdot 2\text{HCl}$ ) in 90mL of deionized water; and 2c) a sulfanilamide solution by dissolving 1.80g of sulfanilamide ( $\text{C}_6\text{H}_8\text{N}_2\text{O}_2\text{S}$ ) in 20 mL of hydrochloric acid (HCl) 5% solution (v/v). Again, 10 $\mu\text{L}$  of extract and standard sample were pipetted in 96 cells of a flat bottom polystyrene microplate/ Subsequently was added: 90 $\mu\text{L}$  of 1M KCl, 100 $\mu\text{L}$  of reducing solution (1a), 50 $\mu\text{L}$  of the coupling solution (1b), and 50 $\mu\text{L}$  of the sulfanilamide solution (1c). The contents of the well plate were vortexed for 15 seconds on a shaker between additions. After 30 minutes of reaction time, the absorbance in each cell was measured on an automated spectrophotometer (Tecan Spark 10M) at a wavelength of 540 nm.

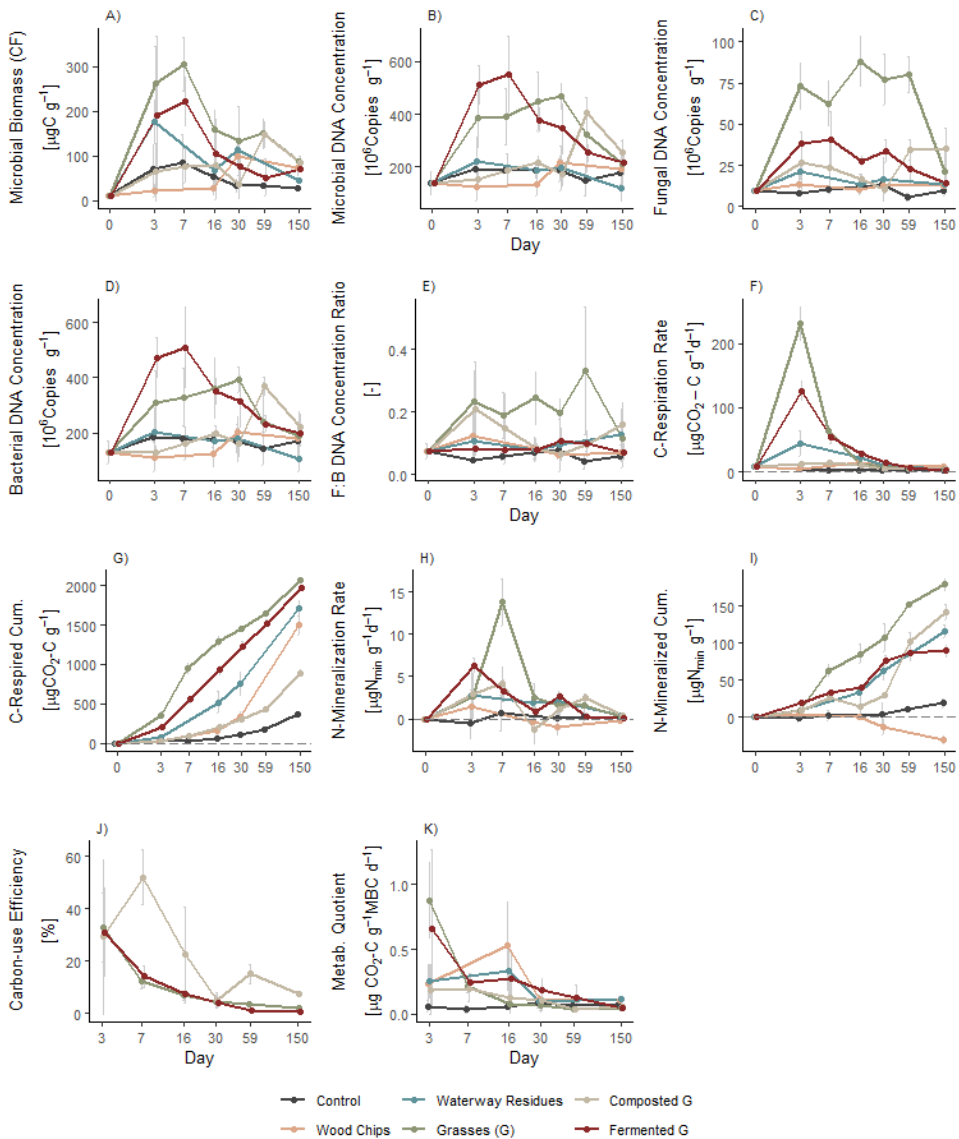
# C Amendment Characteristics and MRVs

**Table C1.** Pearson correlation coefficients for peak microbial biomass and abundance for different OA components. The highest correlation coefficient per MRV is emboldened.

Component	Biom-C (CF)	FB DNA (ddPCR)	F-DNA	B-DNA	F:B	C-min.		N-min		CUE	qCO <sub>2</sub>	
						Rate	Cumul.	Rate	Cumul.			
Stoichiometr.	C <sub>TOT</sub> : N <sub>TOT</sub>	-0.2	-0.19	-0.22	-0.17	-0.05	-0.19	0.26	-0.18	-0.58*	-0.38	0.15
	C <sub>IS</sub> : N <sub>IS</sub>	-0.22	-0.19	-0.25	-0.16	-0.06	-0.22	0.24	-0.21	-0.58*	-0.05	0.13
	C <sub>AH</sub> : N <sub>AH</sub>	-0.15	-0.21	-0.15	-0.2	-0.01	-0.11	0.3	-0.11	-0.55*	-0.32	0.18
	C <sub>HW</sub> : N <sub>HW</sub>	-0.19	-0.2	-0.19	-0.19	-0.02	-0.19	0.24	-0.16	-0.54*	0.15	0.14
	C <sub>DO</sub> : N <sub>DO</sub>	0.21	0.36	0.2	0.35	0.13	0.22	0.63**	0.22	0.05	-0.07	0.3
	N <sub>TOT</sub>	<b>0.60**</b>	<b>0.49*</b>	<b>0.53*</b>	<b>0.43</b>	0.26	<b>0.59*</b>	<b>0.73***</b>	<b>0.53*</b>	<b>0.84***</b>	-0.33	0.26
Energetic	N <sub>IS</sub>	<b>0.70**</b>	<b>0.60**</b>	<b>0.74***</b>	<b>0.52*</b>	0.36	<b>0.81***</b>	<b>0.76***</b>	<b>0.72***</b>	<b>0.87***</b>	-0.26	0.37
	N <sub>AH</sub>	0.26	0.19	0.05	0.18	0.02	0.08	0.48*	0.08	0.53*	0.15	0.04
	N <sub>HW</sub>	<b>0.48*</b>	<b>0.46</b>	<b>0.48*</b>	<b>0.41</b>	0.29	0.4	0.46	0.45	<b>0.88***</b>	0.38	0.14
	N <sub>DO</sub>	<b>0.66**</b>	<b>0.50*</b>	<b>0.79***</b>	<b>0.41</b>	<b>0.43</b>	<b>0.78***</b>	<b>0.56*</b>	<b>0.75***</b>	<b>0.90***</b>	-0.07	0.32
	C <sub>TOT</sub>	0.3	0.22	0.21	0.19	0.13	0.32	<b>0.83***</b>	0.25	0.1	-0.44	0.35
	C <sub>IS</sub>	0.4	0.4	0.36	0.36	0.19	<b>0.47*</b>	<b>0.85***</b>	0.39	0.21	-0.44	0.41
Energetic	C <sub>AH</sub>	0.06	-0.15	-0.12	-0.15	-0.02	-0.01	<b>0.62**</b>	-0.06	-0.13	-0.44	0.18
	C <sub>HW</sub>	0.3	0.25	0.35	0.2	0.3	0.24	0.51*	0.33	0.47	0.32	0.21
	C <sub>DO</sub>	<b>0.66**</b>	<b>0.58*</b>	<b>0.81***</b>	<b>0.50*</b>	<b>0.43</b>	<b>0.79***</b>	<b>0.55*</b>	<b>0.76***</b>	<b>0.86***</b>	-0.07	0.33
	C <sub>IS</sub> : C <sub>TOT</sub>	0.45	<b>0.54*</b>	0.46	<b>0.50*</b>	0.26	0.45	<b>0.72***</b>	0.46	<b>0.50*</b>	0.37	0.33
	C <sub>AH</sub> : C <sub>TOT</sub>	0.13	-0.06	-0.05	-0.07	0.02	0.02	0.64**	0	0.09	-0.37	0.16
	C <sub>HW</sub> : C <sub>TOT</sub>	0.23	0.3	0.32	0.27	0.29	0.11	0.23	0.28	<b>0.60**</b>	0.41	0.07
Energetic	C <sub>DO</sub> : C <sub>TOT</sub>	<b>0.56*</b>	<b>0.57*</b>	<b>0.73***</b>	<b>0.49*</b>	0.42	<b>0.62**</b>	0.38	<b>0.66**</b>	<b>0.87***</b>	0.16	0.23
	C <sub>DO</sub> : C <sub>IS</sub>	<b>0.57*</b>	<b>0.55*</b>	<b>0.72***</b>	<b>0.47*</b>	0.42	<b>0.62**</b>	0.42	<b>0.66**</b>	<b>0.90***</b>	0.15	0.24
	C <sub>DO</sub> : C <sub>AH</sub>	<b>0.51*</b>	<b>0.57*</b>	<b>0.71***</b>	<b>0.50*</b>	0.41	0.59*	0.29	<b>0.64**</b>	<b>0.82***</b>	0.2	0.21
	C <sub>DO</sub> : C <sub>HW</sub>	<b>0.71**</b>	<b>0.71***</b>	<b>0.78***</b>	<b>0.64**</b>	0.35	<b>0.86***</b>	<b>0.70**</b>	<b>0.76***</b>	<b>0.81***</b>	-0.35	0.39

# D

## Graphs of the Temporal Response of Investigated Microbial Response Variables



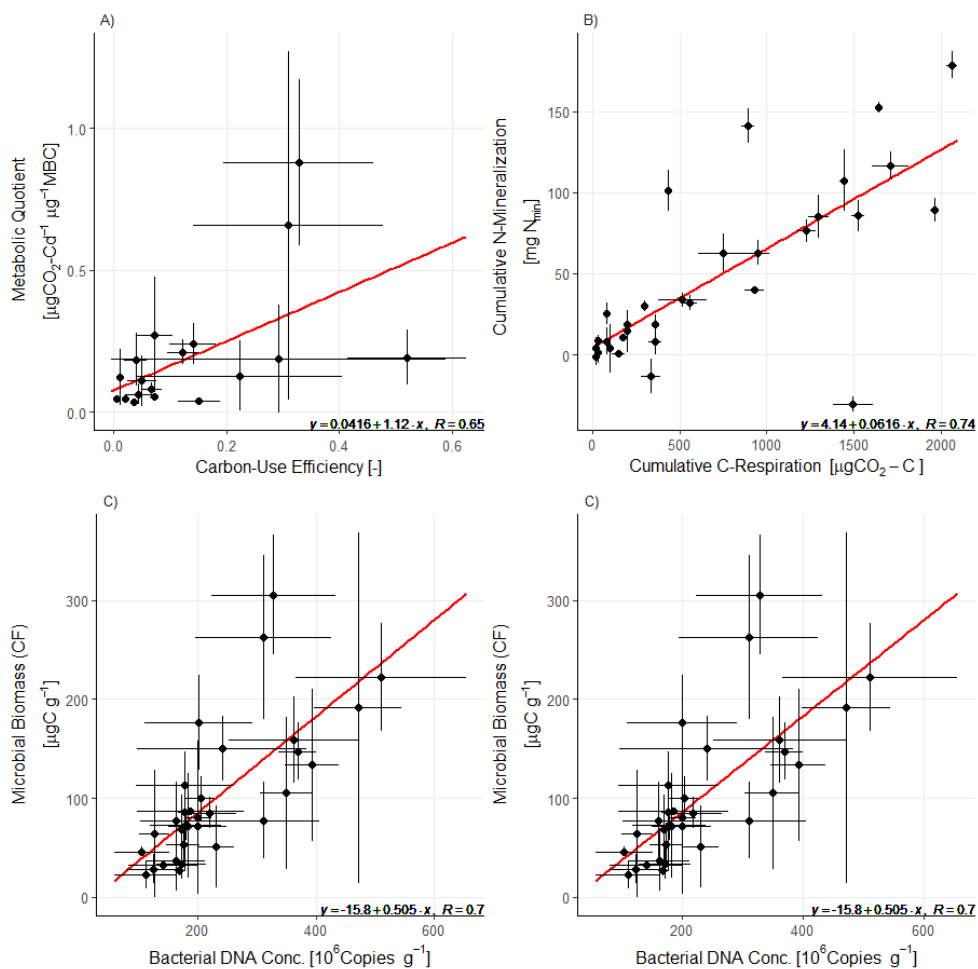
**Figure D1.** Temporal response of MRVs to OA application. n=3 for each mean data point with standard error as error bars.

# E Complete Correlation Matrix for Microbial Response Variables and Priming Effects

**Table E1.** Pearson correlation matrix for different combinations of MRVs. Correlations based on MRV data from all sampling days.

	Priming Cum.	Priming Rate	Priming Metab. Quot	CUE	N <sub>min</sub> Cum	N <sub>min</sub> Rate	CO <sub>2</sub> Cum.	CO <sub>2</sub> Rate	F:B	Biomass CF	F+B DNA	Fungal DNA
Bacterial - DNA	0.01	0.69***	0.41***	0.21	0.25*	-0.03	0.17	0.41***	0.56***	0.70***	0.99***	0.70***
Fungal - DNA	-0.03	0.38**	0.30**	0.21	0.45***	0.11	0.34***	0.41***	0.78***	0.67***	0.78***	0.78***
F+B - DNA	0	0.69***	0.40***	0.2	0.29**	0.02	0.21*	0.44***	0.59***	0.72***		
Biomass - CF.	-0.09	0.73***	0.65***	0.51***	0.19	0.07	0.1	0.56***	0.51***			
F:B	0.04	0.2	0.32**	0.38**	0.38***	-0.16	0.24*	0.22*				
CO <sub>2</sub> - Rate	-0.26	0.72***	0.67***	0.39**	-0.17	0.25*	-0.14					
CO <sub>2</sub> - Cum.	0.88***	-0.09	-0.14	-0.52***	0.74***	-0.07						
N <sub>min</sub> - Rate	-0.31*	0.16	-0.1	-0.07	-0.05							
N <sub>min</sub> - Cum	0.56***	-0.16	-0.15	-0.35**								
CUE	-0.39**	0.34*	0.65***									
Metab. Quotient	-0.15	0.75***										
Priming - Rate	-0.02											

# F Graphs of Notable Relationships Among Microbial Response Variables




**Figure F1.** Regression plots for strongest significant correlations amongst MRVs across treatments and sampling days ( $R > 0.7$ ,  $p < 0.001$ ): CUE versus metabolic quotient (A), Cumulative nitrogen mineralization and carbon respiration (B), bacterial DNA concentrations by ddPCR versus microbial biomass by CF (C), and the sum of fungal and bacterial DNA concentrations by ddPCR versus microbial biomass by CF (D). Excludes relationships amongst MRVs that are mathematically related to each other.  $n = 3$  for each mean data point with standard error as error bars.

# G Images of plant samples from the roadside mown grasses amendment.



**Figure G1.** Growing chamber prior to cutting.



**Figure G2.** Growing chamber post cutting.



**Figure G3.** Plant sample 1



**Figure G4.** Plant sample 2



**Figure G5.** Plant sample 3




**Figure G6.** Plant sample 4



**Figure G7.** Plant sample 5



**Figure G8.** Plant sample 6



**Figure G9.** Plant sample 7



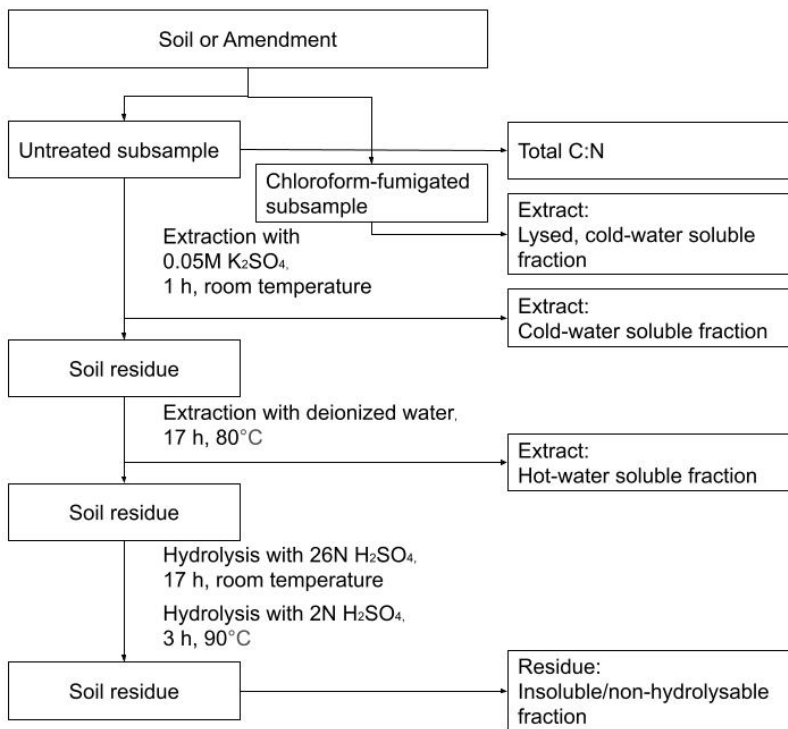
**Figure G10.** Plant sample 8

# H Chemical properties of organic amendments applied.

**Table H1.** Organic amendment chemical properties as per Kok *et al.* (2022).

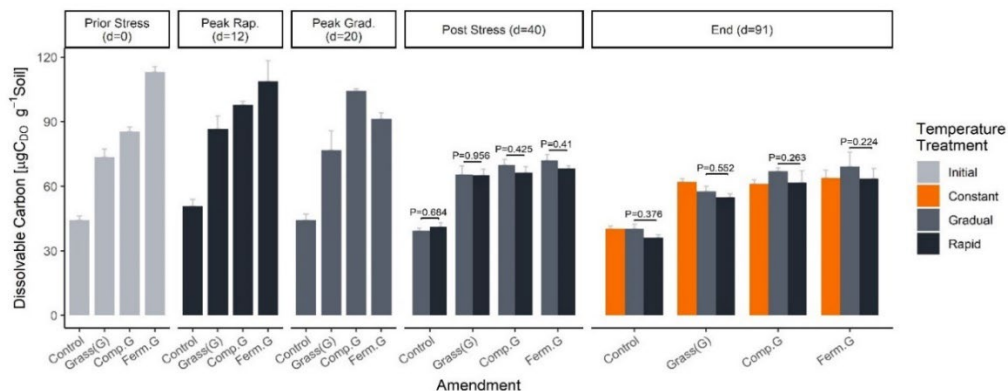
Property		Units	Unprocessed Grasses	Compost Grasses	Bokashi Grasses
C:N	C <sub>TOT</sub> : N <sub>TOT</sub>	[mg mg <sup>-1</sup> ]	11.4 ± 0.7	10.1 ± 0.2	13.3 ± 0.7
	C <sub>IS</sub> :N <sub>IS</sub>	[mg mg <sup>-1</sup> ]	11.1 ± 0.9	13.8 ± 1.9	16.8 ± 0.3
	C <sub>AH</sub> :N <sub>AH</sub>	[mg mg <sup>-1</sup> ]	12.7 ± 5.7	4.9 ± 1.4	7.8 ± 1.5
	C <sub>HW</sub> : N <sub>HW</sub>	[mg mg <sup>-1</sup> ]	9.0 ± 1.1	8.5 ± 0.7	6.9 ± 0.2
	C <sub>DO</sub> : N <sub>DO</sub>	[mg mg <sup>-1</sup> ]	7.9 ± 0.7	8.7 ± 0.6	9.7 ± 0.6
N	N <sub>TOT</sub>	[mg g <sup>-1</sup> ]	32.4 ± 1.5	25.1 ± 0.4	28 ± 1.2
	N <sub>IS</sub>	[mg g <sup>-1</sup> ]	26.3 ± 1.8	14.7 ± 1.9	17.2 ± 0.2
	N <sub>AH</sub>	[mg g <sup>-1</sup> ]	6.1 ± 2.3	10.4 ± 2	10.9 ± 1.2
	N <sub>HW</sub>	[mg g <sup>-1</sup> ]	3.3 ± 0.4	4 ± 0.3	2.5 ± 0
	N <sub>DO</sub>	[mg g <sup>-1</sup> ]	5.4 ± 0.2	2.9 ± 0.2	1.9 ± 0.1
C	C <sub>TOT</sub>	[mg g <sup>-1</sup> ]	370.4 ± 14.5	254 ± 3.8	373.2 ± 12.4
	C <sub>IS</sub>	[mg g <sup>-1</sup> ]	292.7 ± 12.3	203.4 ± 10	288.8 ± 4.5
	C <sub>AH</sub>	[mg g <sup>-1</sup> ]	77.7 ± 19	50.5 ± 10.7	84.4 ± 13.2
	C <sub>HW</sub>	[mg g <sup>-1</sup> ]	30.1 ± 1.6	33.5 ± 1.9	16.9 ± 0.3
	C <sub>DO</sub>	[mg g <sup>-1</sup> ]	42.9 ± 3	25.3 ± 0.7	18 ± 0.7
C <sub>x</sub> :C <sub>TOT</sub>	C <sub>IS</sub> : C <sub>TOT</sub>	[μg mg <sup>-1</sup> ]	790.2 ± 45.3	801 ± 41.1	773.8 ± 28.3
	C <sub>AH</sub> : C <sub>TOT</sub>	[μg mg <sup>-1</sup> ]	209.8 ± 51.9	199 ± 42.2	226.2 ± 36
	C <sub>HW</sub> : C <sub>TOT</sub>	[μg mg <sup>-1</sup> ]	81.1 ± 4.7	131.8 ± 6.8	45.3 ± 1.7
	C <sub>DO</sub> : C <sub>TOT</sub>	[μg mg <sup>-1</sup> ]	115.7 ± 9.4	99.4 ± 3.1	48.2 ± 2.4
C <sub>DO</sub> :C <sub>x</sub>	C <sub>DO</sub> : C <sub>IS</sub>	[μg mg <sup>-1</sup> ]	146.5 ± 12.1	124.1 ± 7	62.3 ± 2.6
	C <sub>DO</sub> : C <sub>AH</sub>	[μg mg <sup>-1</sup> ]	551.5 ± 140.3	499.7 ± 106.6	213 ± 34.2
	C <sub>DO</sub> : C <sub>HW</sub>	[mg mg <sup>-1</sup> ]	1426.2 ± 126.2	754.2 ± 47.9	1062.8 ± 44.2

# Outline of the wet-chemical extraction procedure

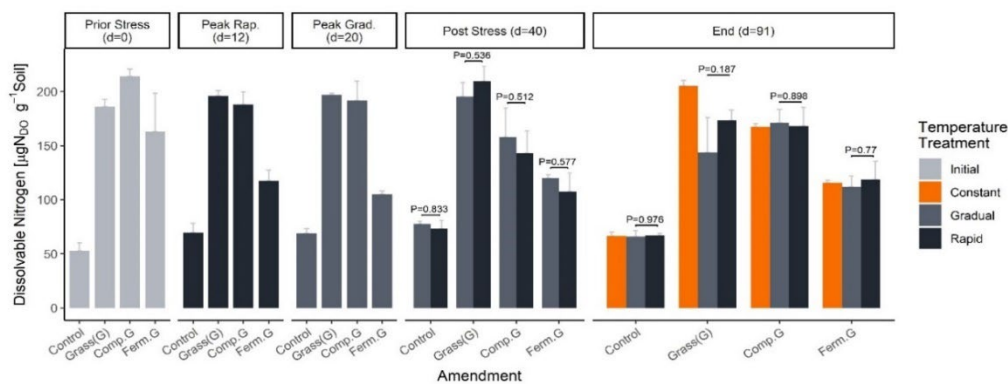


**Figure 11.** Outline of the wet-chemical extraction procedure.

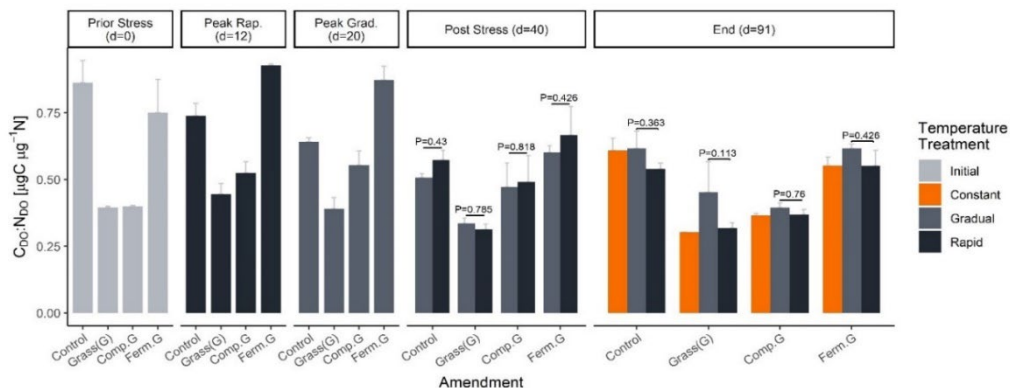
Plotted observed means, standard error, and pairwise comparison results for all data.



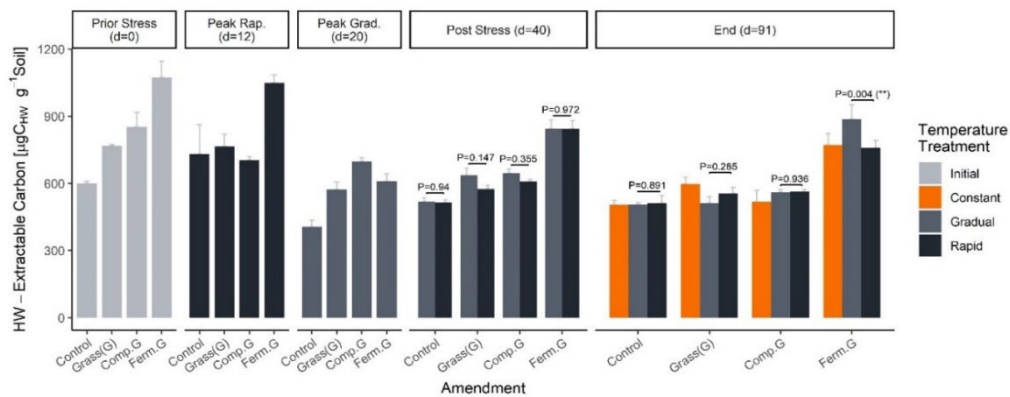
**Figure J1.** Dissolvable carbon: observed means, standard error and Tukey pairwise test results (for pulse temperature treatments only).



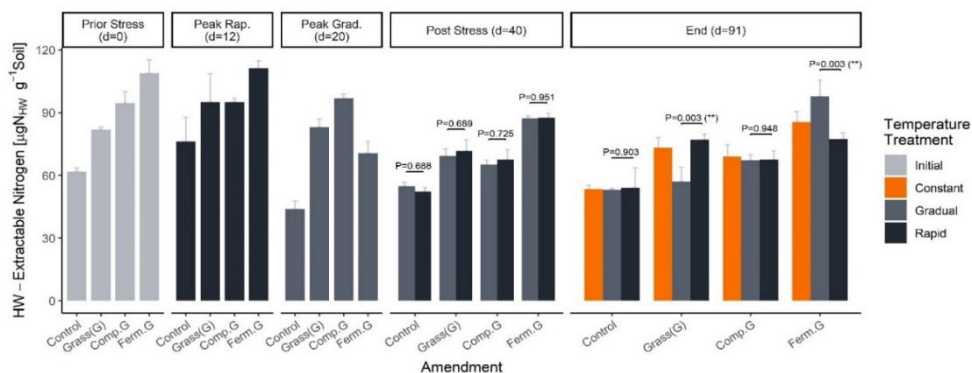
**Figure J2.** Dissolvable nitrogen: observed means, standard error and Tukey pairwise test results (for pulse temperature treatments only).



**Figure J3.** Dissolvable carbon to nitrogen ratio: observed means, standard error and Tukey pairwise test results (for pulse temperature treatments only).

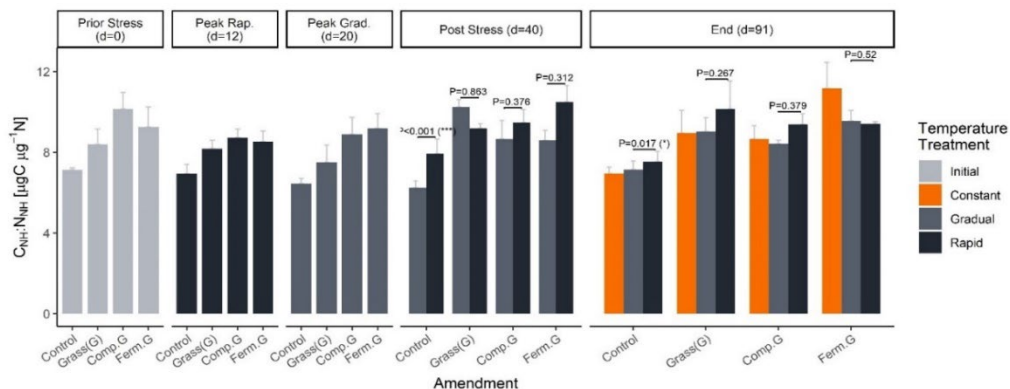


**Figure J4.** Hot water extractable carbon: observed means, standard error and Tukey pairwise test results (for pulse temperature treatments only).

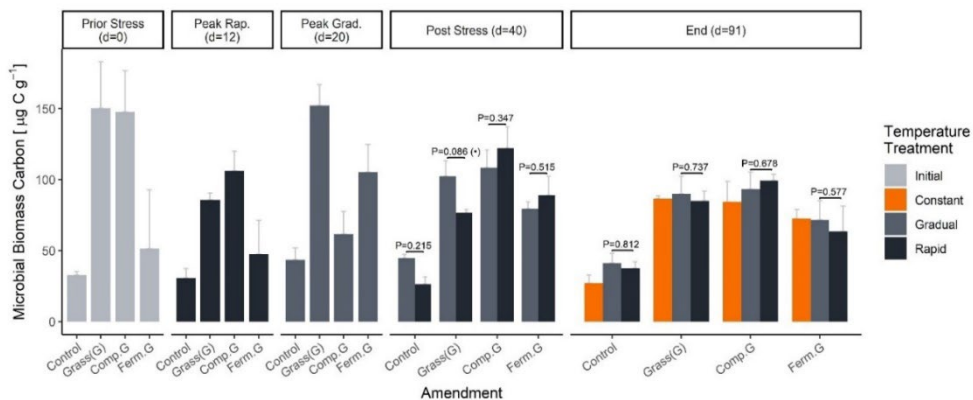


**Figure J5.** Hot water extractable nitrogen: observed means, standard error and Tukey pairwise test results (for pulse temperature treatments only).

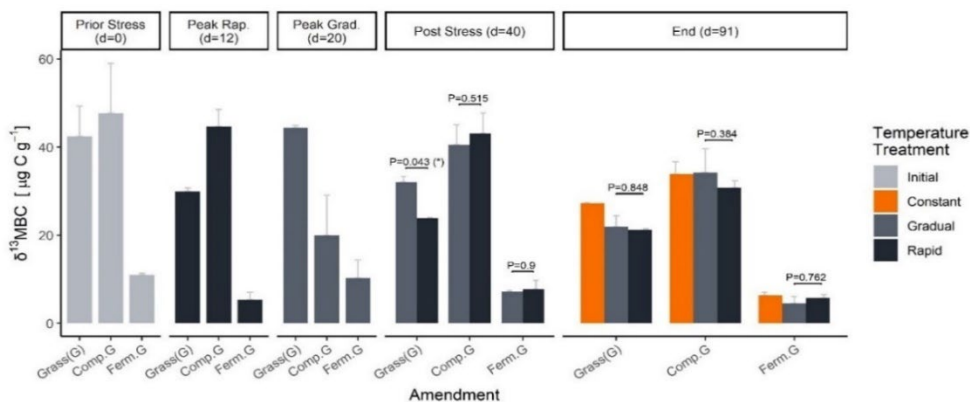




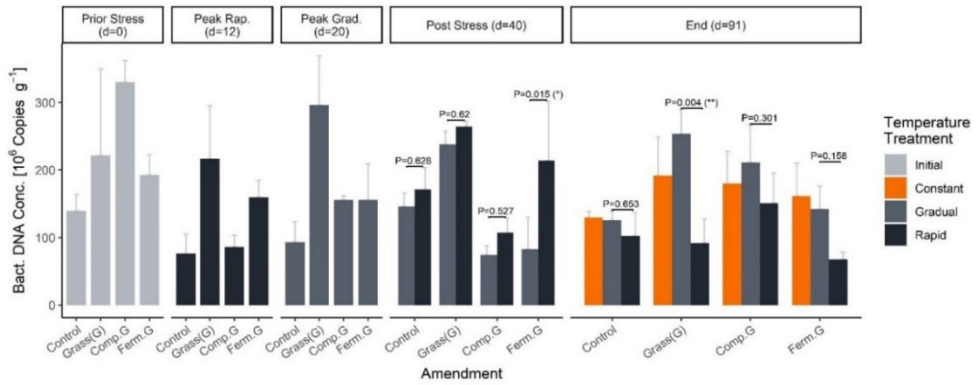
**Figure J9.** Acid non-hydrolysable carbon to nitrogen ratio: observed means, standard error and Tukey pairwise test results (for pulse temperature treatments only).



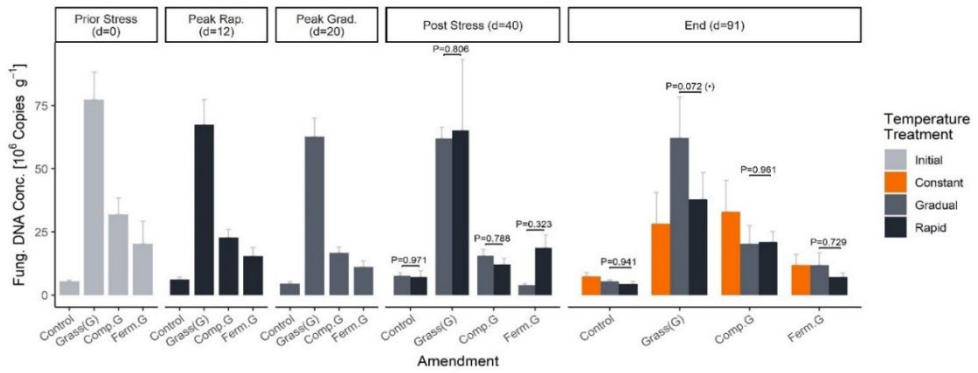
**Figure J10.** Microbial biomass carbon: observed means, standard error and Tukey pairwise test results (for pulse temperature treatments only).



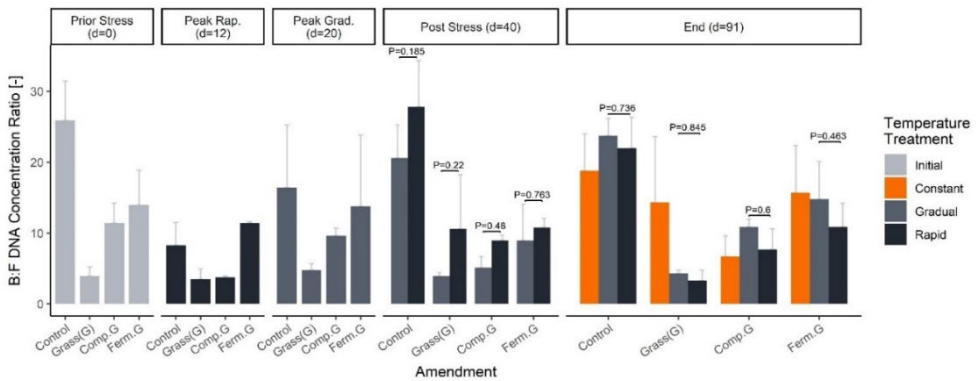
**Figure J11.** Amendment-derived biomass carbon: observed means, standard error and Tukey pairwise test results (for pulse temperature treatments only).



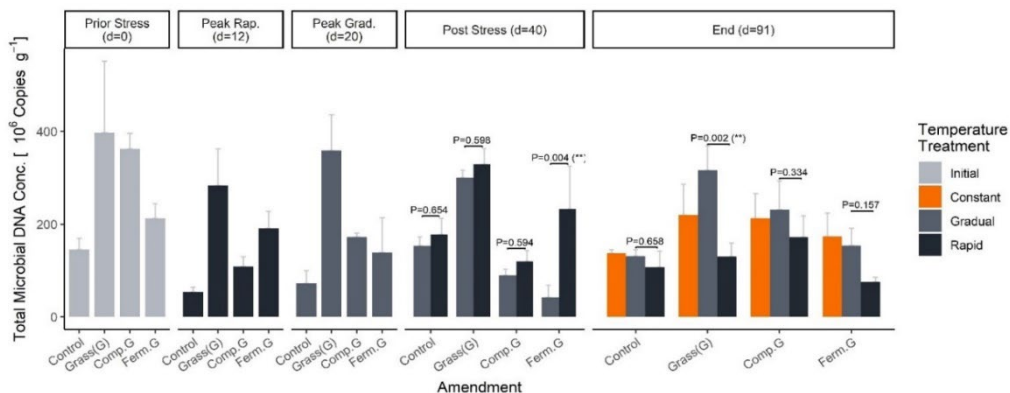
**Figure J12.** Bacterial DNA concentrations: observed means, standard error and Tukey pairwise test results (for pulse temperature treatments only).



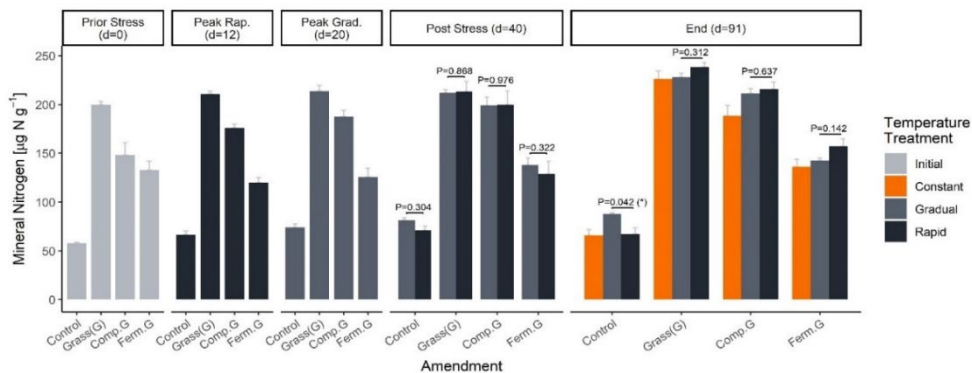
**Figure J13.** Fungal DNA concentrations: observed means, standard error and Tukey pairwise test results (for pulse temperature treatments only).



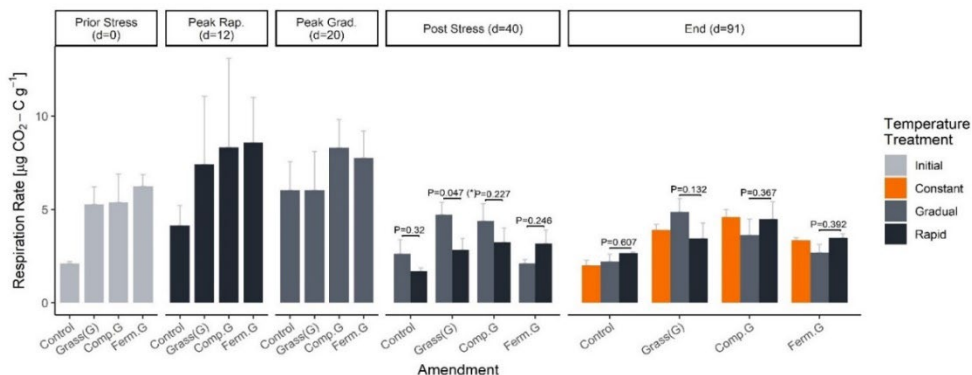
**Figure J14.** Fungal to bacterial DNA ratio's: observed means, standard error and Tukey pairwise test results (for pulse temperature treatments only).



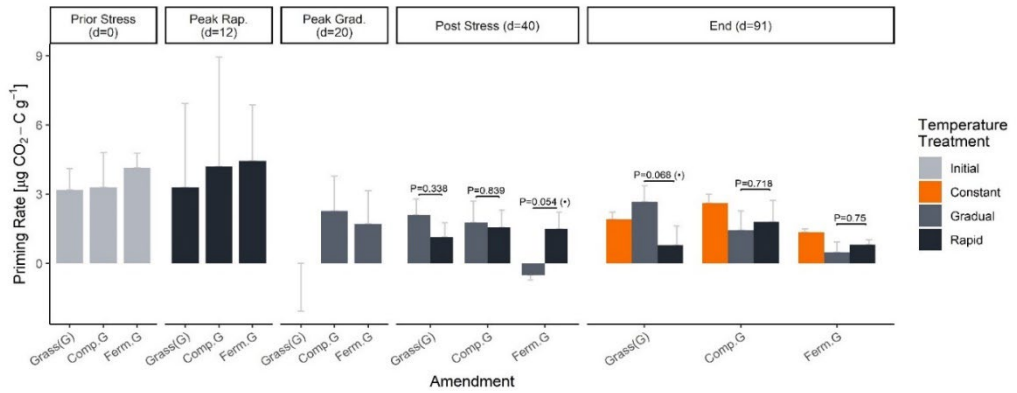
**Figure J15.** Total microbial DNA concentrations: observed means, standard error and Tukey pairwise test results (for pulse temperature treatments only).



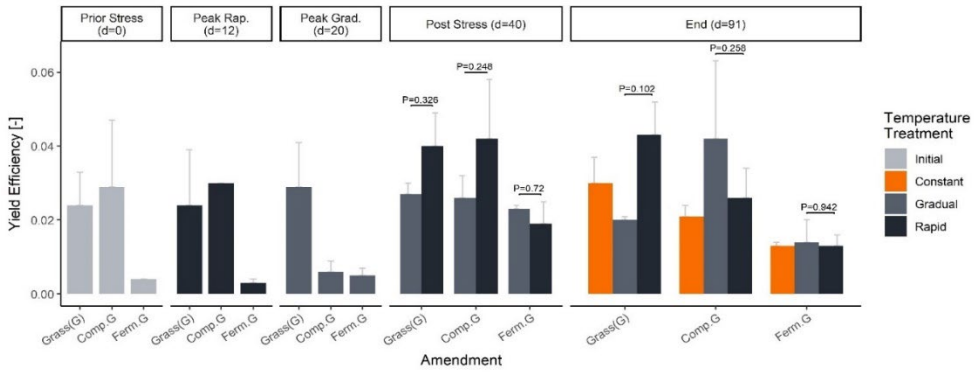
**Figure J16.** Mineral nitrogen: observed means, standard error and Tukey pairwise test results (for pulse temperature treatments only).



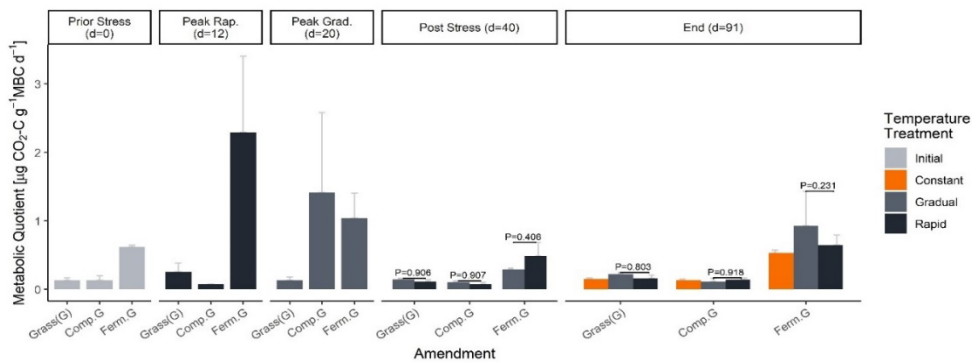
**Figure J17.**  $CO_2$  respiration rates: observed means, standard error and Tukey pairwise test results (for pulse temperature treatments only).



**Figure J18.** Priming rates: observed means, standard error and Tukey pairwise test results (for pulse temp. treatments only).



**Figure J19.** Yield efficiency (amendment derived biomass divided by sum of amendment derived biomass and <sup>13</sup>C-respiration rate): observed means, standard error and Tukey pairwise test results (for pulse temperature treatments only).



**Figure J20.** Metabolic quotient: observed means, standard error and Tukey pairwise test results (for pulse temperature treatments only).

# K Complete ANOVA summaries per soil and microbial property.

ANOVA III	Dissolvable Organic Carbon					Dissolvable Organic Nitrogen				
	Degr. Frd..	Sum Sq.	Mean Sq.	F-value	Pr(>F)	Deg Frd.	Sum Sq.	Mean Sq.	F-value	Pr(>F)
Amend.(A)	3	7369.52	2456.51	84.72	3.92E-17	3	112798	37599	62.04	6.6E-15
Day (S)	1	307.90	307.90	10.62	0.0023	1	356.69	356.69	0.59	0.4476
Temp (T)	2	106.19	53.09	1.83	0.1737	2	803.27	401.64	0.66	0.5212
A:D	3	68.84	22.95	0.79	0.5060	3	4597.93	1532.64	2.53	0.0713
A:T	6	127.53	21.26	0.73	0.6259	6	4328.36	721.39	1.19	0.3317
D:T	1	26.52	26.52	0.91	0.3447	1	508.40	508.40	0.84	0.3654
A:D:T	3	9.56	3.19	0.11	0.9538	3	77.94	25.98	0.04	0.9880
Residuals	39	1130.77	28.99			39	23636.39	606.06		

ANOVA III	Dissolvable Organic Carbon to Nitrogen Ratio					Hot Water Extractable Carbon				
	Degr. Frd.	Sum Sq.	Mean Sq.	F-value	Pr(>F)	Degr. Frd.	Sum Sq.	Mean Sq.	F-value	Pr(>F)
Amend.(A)	3	0.6284	0.2095	23.6368	6.9E-09	3	838732	279577	93.04	4.E-18
Day (S)	1	0.0058	0.0058	0.6575	0.4224	1	28764.6	28764.6	9.57	0.0036
Temp (T)	2	0.0100	0.0050	0.5620	0.5746	2	6647.0	3323.5	1.11	0.3408
A:D	3	0.0601	0.0200	2.2624	0.0964	3	9449.8	3149.9	1.05	0.3818
A:T	6	0.0241	0.0040	0.4529	0.8385	6	24226.6	4037.8	1.34	0.2609
D:T	1	0.0348	0.0348	3.9224	0.0547	1	154.1	154.1	0.05	0.8220
A:D:T	3	0.0044	0.0015	0.1637	0.9201	3	21737.9	7246.0	2.41	0.0810
Residuals	39	0.3456	0.0089			40	120192	3004.8		

ANOVA III	Hot Water Extractable Nitrogen					Hot Water Extractable Carbon to Nitrogen Ratio				
	Degr. Frd.	Sum Sq.	Mean Sq.	F-value	Pr(>F)	Degr. Frd.	Sum Sq.	Mean Sq.	F-value	Pr(>F)
Amend.(A)	3	8562.58	2854.19	46.599	4.03E-13	3	17.149	5.716	12.306	7.E-06
Day (S)	1	0.19	0.19	0.003	0.9561	1	4.812	4.812	10.359	0.0026
Temp (T)	2	16.64	8.32	0.136	0.8734	2	2.221	1.110	2.390	0.1046
A:D	3	17.27	5.76	0.094	0.9629	3	3.739	1.246	2.683	0.0595
A:T	6	762.49	127.08	2.075	0.0779	6	7.793	1.299	2.796	0.0229
D:T	1	0.64	0.64	0.010	0.9191	1	0.110	0.110	0.236	0.6297
A:D:T	3	562.97	187.66	3.064	0.0389	3	1.325	0.442	0.951	0.4253
Residuals	40	2450.01	61.25			40	18.580	0.465		

NOVA III	Insoluble Carbon					Insoluble Nitrogen				
	Degr. Frd.	Sum Sq.	Mean Sq.	F-value	Pr(>F)	Degr. Frd.	Sum Sq.	Mean Sq.	F-value	Pr(>F)
Amend.(A)	3	64.581	21.527	14.666	1.37E-06	3	0.2745	0.0915	21.1095	2.E-08
Day (S)	1	0.003	0.003	0.002	0.9657	1	0.0114	0.0114	2.6219	0.1133
Temp (T)	2	6.119	3.060	2.085	0.1377	2	0.0357	0.0179	4.1219	0.0236
A:D	3	1.575	0.525	0.358	0.7839	3	0.0058	0.0019	0.4462	0.7213
A:T	6	8.729	1.455	0.991	0.4444	6	0.0126	0.0021	0.4837	0.8165
D:T	1	0.197	0.197	0.134	0.7159	1	0.0007	0.0007	0.1650	0.6867
A:D:T	3	7.744	2.581	1.759	0.1706	3	0.0151	0.0050	1.1602	0.3369
Residuals	40	58.711	1.468			40	0.1734	0.0043		

ANOVA III	Insoluble Carbon to Nitrogen Ratio					Mineral Nitrogen				
	Degr. Frd.	Sum Sq.	Mean Sq.	F-value	Pr(>F)	Degr. Frd.	Sum Sq.	Mean Sq.	F- value	Pr(>F)
Amend.(A)	3	1606.073	535.358	23.624	5.81E-09	3	201842	67281	445.59	3.3E-30
Day (S)	1	74.838	74.838	3.302	0.0767	1	998.7	998.7	6.61	0.0140
Temp (T)	2	273.995	136.997	6.045	0.0051	2	1665.3	832.6	5.51	0.0078
A:D	3	19.469	6.490	0.286	0.8349	3	837.2	279.1	1.85	0.1544
A:T	6	344.874	57.479	2.536	0.0356	6	1173.2	195.5	1.30	0.2823
D:T	1	2.777	2.777	0.123	0.7281	1	128.1	128.1	0.85	0.3627
A:D:T	3	70.994	23.665	1.044	0.3835	3	450.5	150.2	0.99	0.4055
Residuals	40	906.460	22.661			39	5888.7	151.0		

ANOVA III	OA-Derived Biomass					Biomass Carbon				
	Degr. Frd.	Sum Sq.	Mean Sq.	F-value	Pr(>F)	Degr. Frd.	Sum Sq.	Mean Sq.	F- value	Pr(>F)
Amend.(A)	2	6949.61	3474.80	172.644	7.8E-17	3	36500	12167	40.155	5.E-12
Day (S)	1	293.58	293.58	14.586	0.0007	1	1473.44	1473.44	4.863	0.0334
Temp (T)	2	50.24	25.12	1.248	0.3020	2	415.55	207.77	0.686	0.5097
A:D	2	86.71	43.36	2.154	0.1342	3	1214.03	404.68	1.336	0.2768
A:T	4	67.22	16.80	0.835	0.5142	6	1606.41	267.74	0.884	0.5160
D:T	1	1.23	1.23	0.061	0.8065	1	19.52	19.52	0.064	0.8009
A:D:T	2	67.85	33.93	1.686	0.2030	3	752.52	250.84	0.828	0.4866
Residuals	29	583.68	20.13			39	11816	303.00		

*Section continues...*

ANOVA III	DNA-Bacterial					DNA-Fungal				
	Degr. Frd.	Sum Sq.	Mean Sq.	F-value	Pr(>F)	Degr. Frd.	Sum Sq.	Mean Sq.	F- value	Pr(>F)
Amend.(A)	3	57334.3	19111.4	4.259	0.0109	3	17800.3	5933.4	22.737	1.6E-08
Day (S)	1	2626.5	2626.5	0.585	0.4489	1	187.90	187.90	0.720	0.4016
Temp (T)	2	6688.2	3344.1	0.745	0.4814	2	79.87	39.93	0.153	0.8586
A:D	3	48692.7	16230.9	3.617	0.0216	3	1889.46	629.82	2.414	0.0821
A:T	6	17898.1	2983.0	0.665	0.6783	6	1542.48	257.08	0.985	0.4493
D:T	1	53101.9	53101.9	11.834	0.0014	1	340.29	340.29	1.304	0.2608
A:D:T	3	12648.2	4216.1	0.940	0.4311	3	489.99	163.33	0.626	0.6028
Residuals	38	170508.4	4487.1			37	9655.35	260.96		

ANOVA III	DNA-Total Microbial					Bacterial : Fungal DNA Ratio				
	Degr. Frd.	Sum Sq.	Mean Sq.	F-value	Pr(>F)	Degr. Frd.	Sum Sq.	Mean Sq.	F- value	Pr(>F)
Amend.(A)	3	139162	46387.6	8.96	0.0001	3	2235.92	745.31	12.759	7.E-06
Day (S)	1	3500.5	3500.5	0.68	0.4162	1	4.629	4.629	0.079	0.7799
Temp (T)	2	6390.5	3195.3	0.62	0.5449	2	59.310	29.655	0.508	0.6060
A:D	3	67616.1	22539	4.35	0.0101	3	61.867	20.622	0.353	0.7872
A:T	6	25299.1	4216.5	0.81	0.5656	6	266.433	44.406	0.760	0.6057
D:T	1	67378	67377.6	13.02	0.0009	1	156.214	156.214	2.674	0.1105
A:D:T	3	22812	7604.0	1.47	0.2388	3	3.952	1.317	0.023	0.9953
Residuals	37	191540	5176.8			37	2161.372	58.415		

ANOVA III	CO <sub>2</sub> Respiration Rates					Priming Rate				
	Degr. Frd.	Sum Sq.	Mean Sq.	F-value	Pr(>F)	Degr. Frd.	Sum Sq.	Mean Sq.	F- value	Pr(>F)
Amend.(A)	3	34.002	11.334	10.859	2.37E-05	2	11.188	5.594	4.602	0.0181
Day (S)	1	1.714	1.714	1.642	0.2074	1	0.841	0.841	0.692	0.4121
Temp (T)	2	0.875	0.437	0.419	0.6605	2	2.344	1.172	0.964	0.3928
A:D	3	0.297	0.099	0.095	0.9624	2	0.088	0.044	0.036	0.9647
A:T	6	11.292	1.882	1.803	0.1231	4	10.706	2.676	2.202	0.0927
D:T	1	2.335	2.335	2.238	0.1425	1	1.031	1.031	0.848	0.3644
A:D:T	3	2.201	0.734	0.703	0.5558	2	1.944	0.972	0.799	0.4589
Residuals	40	41.749	1.044			30	36.469	1.216		

ANOVA III	OA Yield Efficiency					Metabolic Quotient				
	Degr. Frd.	Sum Sq.	Mean Sq.	F-value	Pr(>F)	Degr. Frd.	Sum Sq.	Mean Sq.	F- value	Pr(>F)
Amend.(A)	2	0.207	0.104	9.507	0.0007	2	1.914	0.957	14.242	4.91E-05
Day (S)	1	0.033	0.033	3.038	0.0919	1	0.197	0.197	2.934	0.0974
Temp (T)	2	0.007	0.003	0.300	0.7432	2	0.062	0.031	0.460	0.6361
A:D	2	0.018	0.009	0.835	0.4442	2	0.180	0.090	1.337	0.2783
A:T	4	0.030	0.007	0.677	0.6136	4	0.080	0.020	0.297	0.8772
D:T	1	0.002	0.002	0.162	0.6907	1	0.053	0.053	0.789	0.3816
A:D:T	2	0.022	0.011	1.000	0.3802	2	0.123	0.062	0.919	0.4104
Residuals	29	0.316	0.011			29	1.949	0.067		

# L Means and standard error for soil properties per treatment

**Table L1.** Means and standard errors for soil properties

Day	Amend.	Temp.	N <sub>min</sub> [μg mg <sup>-1</sup> ]	C <sub>do</sub> [μg mg <sup>-1</sup> ]	N <sub>do</sub> [μg mg <sup>-1</sup> ]	C <sub>do</sub> :N <sub>do</sub> [-]	C <sub>hw</sub> [μg mg <sup>-1</sup> ]
0	Control	Constant	57.8±1	44.1±2	52.6±7.6	0.86±0.08	598.6±10.6
0	Grass(G)	Constant	199.68±3.32	73.6±3.5	186.2±6.3	0.4±0.01	767.4±6.8
0	Comp.G	Constant	148.39±12.46	85.4±2	214.1±6.7	0.4±0.01	851.8±66.8
0	Ferm.G	Constant	132.74±9.42	113.1±2.5	162.7±35.7	0.75±0.13	1072.1±73.3
12	Control	Rapid	66.71±3.84	50.6±3.2	69.5±8.5	0.74±0.05	731.4±131.3
12	Grass(G)	Rapid	210.78±2.86	86.6±6	196±4.8	0.44±0.04	766.2±54.7
12	Comp.G	Rapid	176.19±3.79	97.8±1.7	188±11.6	0.52±0.04	702.5±17
12	Ferm.G	Rapid	120.24±4.94	108.9±9.4	117.3±10.3	0.93±0.01	1049.7±34.8
20	Control	Gradual	73.94±3.72	44.3±2.7	69±4.1	0.64±0.01	406.3±29.5
20	Grass(G)	Gradual	213.7±5.82	76.8±9	196.9±1.5	0.39±0.04	572.6±32.1
20	Comp.G	Gradual	187.68±6.61	104.2±1.1	191.7±18	0.55±0.05	696.4±18.4
20	Ferm.G	Gradual	125.54±9.43	91.2±2.9	104.8±3.1	0.87±0.05	609.7±33.8
40	Control	Gradual	81.23±2.73	39.4±1.1	77.7±2.2	0.51±0.01	518.7±18.6
40	Control	Rapid	71.2±4.17	41.2±1.9	73±8.0	0.57±0.04	515.6±11.2
40	Grass(G)	Gradual	212.02±3.21	65.5±4	195.5±12.9	0.34±0.02	635.2±33.2
40	Grass(G)	Rapid	213.63±9.91	65.2±2.7	209.3±13.7	0.31±0.02	574.3±16.8
40	Comp.G	Gradual	199.27±8.45	69.9±2.5	157.8±26.9	0.47±0.09	646.7±16.1
40	Comp.G	Rapid	199.59±14.64	66.2±2.9	143.1±20.6	0.49±0.1	608.2±10.9
40	Ferm.G	Gradual	138.34±6.69	72±2.8	120±3.3	0.6±0.03	844.8±38.4
40	Ferm.G	Rapid	128.7±13.24	68.1±1.2	107.5±17.1	0.67±0.11	843.3±38.5
91	Control	Constant	66.03±5.87	40.2±1.3	66.6±3.6	0.61±0.05	504.3±19.1
91	Control	Gradual	87.67±1.6	40.1±2.1	66±5.2	0.62±0.06	506.6±7.7
91	Control	Rapid	67.3±6.5	36±1.3	66.7±1.9	0.54±0.02	512.3±32.5
91	Grass(G)	Constant	226.35±7.96	62±1.7	205±5.2	0.3±0.01	597±31.5
91	Grass(G)	Gradual	228.4±3.73	57.5±2.5	143.4±32.6	0.45±0.11	511.1±29.5
91	Grass(G)	Rapid	238.25±4.53	54.7±1.8	173.2±9.7	0.32±0.02	555.7±25.4
91	Comp.G	Constant	188.55±10.74	61.1±1.9	167.4±2.6	0.36±0.01	517.9±51.2
91	Comp.G	Gradual	211.45±4.78	66.9±1.6	170.9±12.4	0.39±0.02	559.2±14
91	Comp.G	Rapid	216.03±7.28	61.7±5.5	168.1±17.3	0.37±0.02	562.5±9.8
91	Ferm.G	Constant	136.28±7.41	63.7±3.7	115.7±2.3	0.55±0.03	771.8±51
91	Ferm.G	Gradual	142.82±2.37	69.1±6.7	111.9±10.2	0.62±0.02	887±65.2
91	Ferm.G	Rapid	157.26±7.51	63.4±4.8	118.4±17	0.55±0.06	758.1±33.1

**Table L1 (continued).** Means and standard errors for soil properties

Day	Amend.	Temp.	$N_{hw}$	$C_{hw}:N_{hw}$	$C_i$	$N_i$	$C_i:N_i$
			$[\mu\text{g mg}^{-1}]$	$[-]$	$[\mu\text{g mg}^{-1}]$	$[\mu\text{g mg}^{-1}]$	$[-]$
0	Control	Constant	61.9±1.6	9.68±0.09	7.12±0.12	0.17±0.02	43.02±4.87
0	Grass(G)	Constant	81.9±1.2	9.38±0.21	8.4±0.76	0.32±0.03	26.63±0.59
0	Comp.G	Constant	94.6±5.4	9±0.35	10.15±0.81	0.36±0.05	28.6±2.47
0	Ferm.G	Constant	108.9±6.3	9.83±0.22	9.25±0.98	0.35±0.06	27.06±2.17
12	Control	Rapid	76.3±11.7	9.52±0.23	6.95±0.46	0.19±0.04	39±5.86
12	Grass(G)	Rapid	95±13.7	8.24±0.6	8.17±0.43	0.27±0.04	31.51±3.42
12	Comp.G	Rapid	95.1±1.8	7.38±0.04	8.72±0.42	0.32±0.03	28.05±2.67
12	Ferm.G	Rapid	111.2±3.7	9.44±0.07	8.53±0.51	0.28±0.03	30.5±1.63
20	Control	Gradual	43.9±3.8	9.27±0.13	6.45±0.26	0.15±0.01	42.67±1.39
20	Grass(G)	Gradual	83±4.0	6.9±0.07	7.5±0.87	0.25±0.06	32.02±4.71
20	Comp.G	Gradual	96.9±2	7.19±0.18	8.88±0.84	0.35±0.06	26.05±2.12
20	Ferm.G	Gradual	70.6±5.5	8.66±0.2	9.18±0.74	0.32±0.03	29.38±2.45
40	Control	Gradual	54.8±2.1	9.47±0.02	6.24±0.32	0.13±0.02	47.94±6.3
40	Control	Rapid	52.2±2.0	9.89±0.22	7.92±0.73	0.25±0.01	31.67±2.92
40	Grass(G)	Gradual	69.2±3.4	9.18±0.24	10.23±0.37	0.38±0.03	26.92±1.32
40	Grass(G)	Rapid	71.8±5.2	8.05±0.39	9.18±0.23	0.35±0.01	26.24±0.67
40	Comp.G	Gradual	65.2±2.2	9.93±0.09	8.65±0.92	0.32±0.07	28.41±2.68
40	Comp.G	Rapid	67.4±4.9	9.11±0.65	9.47±0.63	0.38±0.03	24.9±1.92
40	Ferm.G	Gradual	87.2±1.2	9.69±0.46	8.58±0.49	0.35±0.01	24.52±1.40
40	Ferm.G	Rapid	87.6±2.1	9.63±0.4	10.48±0.82	0.38±0.07	28.54±3.44
91	Control	Constant	53.3±2.0	9.46±0.1	6.95±0.32	0.18±0.03	39.71±5.14
91	Control	Gradual	53.2±0.6	9.53±0.06	7.13±0.44	0.16±0.01	45.73±1.21
91	Control	Rapid	54±9.5	9.84±1.0	7.52±0.52	0.22±0.03	35.89±3.97
91	Grass(G)	Constant	73.1±5	8.18±0.13	8.95±1.12	0.32±0.03	28.14±0.87
91	Grass(G)	Gradual	57±6.8	9.09±0.53	9.03±0.67	0.28±0.03	32.19±1.41
91	Grass(G)	Rapid	77±2.8	7.21±0.07	10.15±1.36	0.38±0.09	27.77±3.12
91	Comp.G	Constant	68.9±5.8	7.5±0.12	8.65±0.67	0.32±0.03	27.51±1.03
91	Comp.G	Gradual	67.1±2.7	8.38±0.54	8.42±0.18	0.25±0.01	33.67±0.71
91	Comp.G	Rapid	67.5±4.1	8.41±0.62	9.38±0.53	0.32±0.03	30.18±2.92
91	Ferm.G	Constant	85.5±5.0	9.02±0.09	11.17±1.27	0.38±0.03	29±0.76
91	Ferm.G	Gradual	97.8±7.8	9.08±0.06	9.55±0.51	0.33±0.04	29.4±3.00
91	Ferm.G	Rapid	77.4±3.1	9.8±0.10	9.4±0.13	0.35±0.01	26.86±0.36

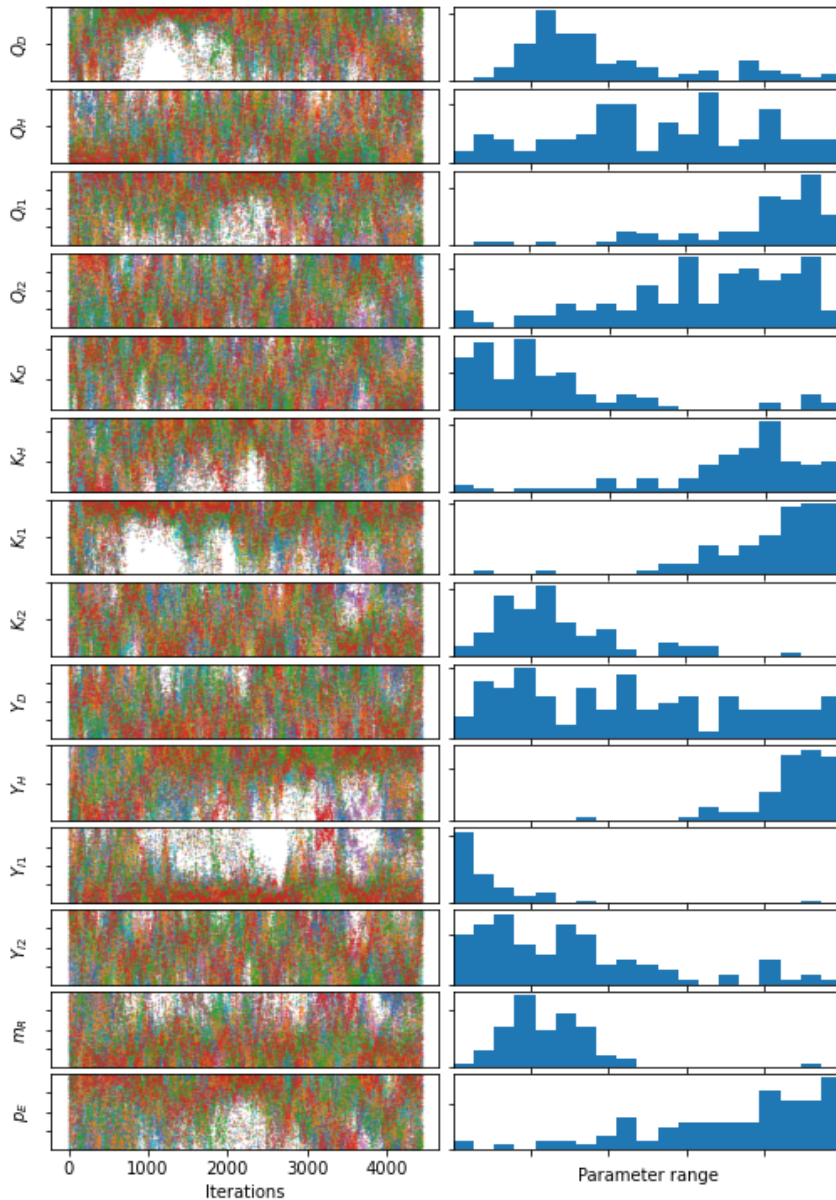
**Table L2.** Means and standard errors for microbial properties

Day	Amend.	Temp.	DNA-total.	DNA-Fung.		DNA-Bact.	DNA B:F
				[10 <sup>6</sup> copies g <sup>-1</sup> ]			
0	Control	Constant	145.2±23.5	5.49±0.37		139.69±23.58	25.9±5.53
0	Grass(G)	Constant	397±154.4	77.4±10.8		221.1±128.76	3.95±1.3
0	Comp.G	Constant	362.2±33.9	31.95±6.41		330.22±31.9	11.39±2.85
0	Ferm.G	Constant	212.6±31.6	20.25±9.06		192.32±30.34	13.93±4.96
12	Control	Rapid	53.7±10.7	6.15±1		76.15±29.39	8.26±3.25
12	Grass(G)	Rapid	283.7±78.4	67.39±10.04		216.3±78.99	3.47±1.43
12	Comp.G	Rapid	108.7±20.7	22.76±3.31		85.94±17.37	3.72±0.2
12	Ferm.G	Rapid	190.9±36.6	15.48±3.27		159.48±24.98	11.38±0.24
20	Control	Gradual	72.3±27	4.53±0.75		93.15±30.07	16.4±8.84
20	Grass(G)	Gradual	359±76.6	62.76±7.29		296.21±72.97	4.74±0.95
20	Comp.G	Gradual	172.7±7.3	16.7±2.35		155.97±5.51	9.62±1.03
20	Ferm.G	Gradual	138.6±74.9	11.05±2.44		155.8±52.84	13.77±10.05
40	Control	Gradual	153.6±19.2	7.6±1.25		145.97±19.89	20.57±4.65
40	Control	Rapid	178.2±34.5	7.13±2.5		171.04±32.14	27.78±6.53
40	Grass(G)	Gradual	300.3±15.7	62.05±4.36		238.26±19.04	3.91±0.52
40	Grass(G)	Rapid	329.3±33.9	65.29±27.86		263.98±8.02	10.57±7.68
40	Comp.G	Gradual	90±12.6	15.66±2.49		74.34±13.26	5.11±1.54
40	Comp.G	Rapid	119.3±23.4	12.11±2.36		107.17±21.31	8.92±0.79
40	Ferm.G	Gradual	42.4±26	3.98±0.56		82.62±46.61	8.93±5.14
40	Ferm.G	Rapid	233±92.3	18.66±5.15		214.32±87.17	10.74±1.34
91	Control	Constant	137.2±7.2	7.35±1.57		129.8±8.79	18.78±5.21
91	Control	Gradual	131±13.8	5.35±0.65		125.66±13.39	23.75±2.41
91	Control	Rapid	106.7±35.5	4.38±1.06		102.36±34.46	21.95±4.37
91	Grass(G)	Constant	219.6±66.5	28.16±12.43		191.4±57.78	14.32±9.26
91	Grass(G)	Gradual	316±51.8	62.18±16.21		253.78±35.58	4.32±0.46
91	Grass(G)	Rapid	129.8±28.7	37.84±10.73		91.92±35.18	3.27±1.5
91	Comp.G	Constant	212.9±52.6	32.96±12.45		179.91±47.33	6.7±2.88
91	Comp.G	Gradual	231.6±62.4	20.27±7.21		211.29±55.15	10.83±1.13
91	Comp.G	Rapid	171.9±45.7	21±4.15		150.95±44.6	7.68±2.89
91	Ferm.G	Constant	172.9±50.7	11.88±4.16		161.01±49.29	15.67±6.68
91	Ferm.G	Gradual	154.1±36.1	11.8±4.87		142.29±33.78	14.8±5.28
91	Ferm.G	Rapid	75.2±9.6	7.22±1.55		68±10.59	10.84±3.35

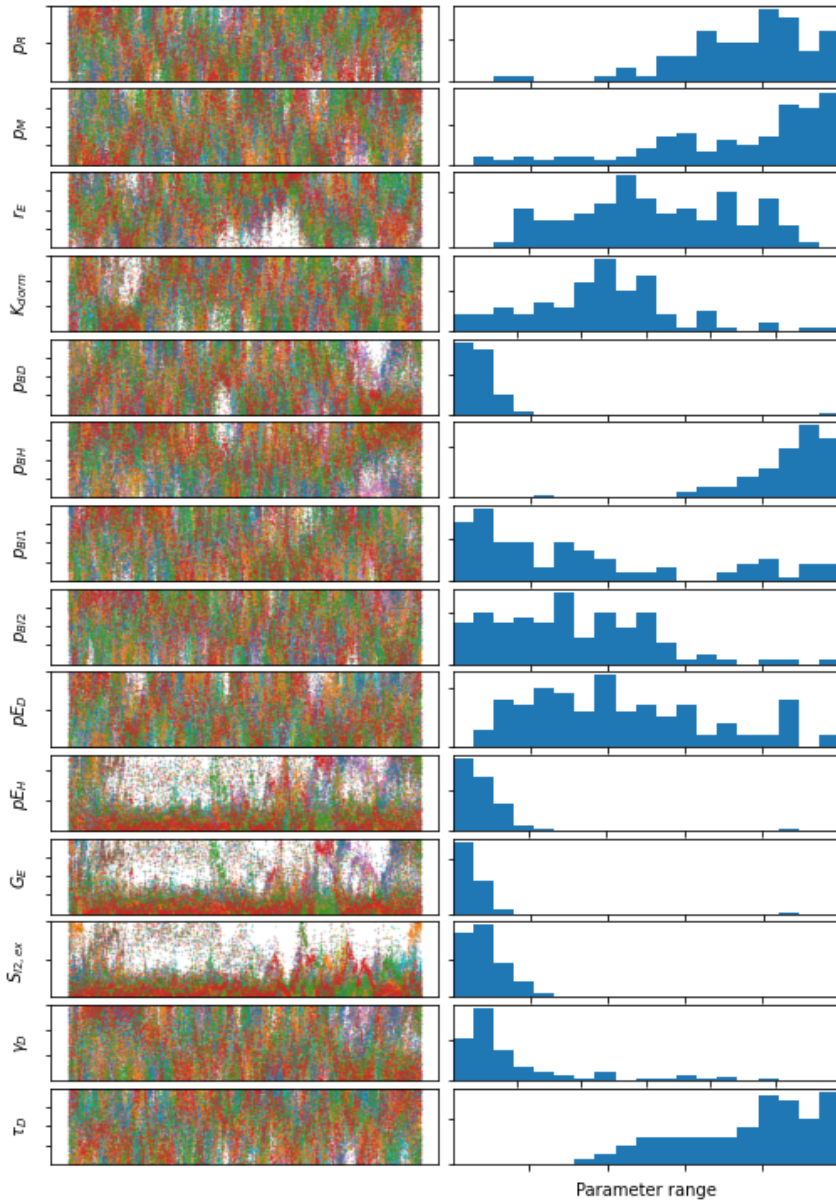
**Table L2 (continued).** Means and standard errors for microbial properties

Day	Amend.	Temp.	Biomass-C [ $\mu\text{g mg}^{-1}$ ]	CO <sub>2</sub> -Rate [ $\mu\text{g g}^{-1} \text{d}^{-1}$ ]	$\delta^{13}\text{MBC}$ [ $\mu\text{g mg}^{-1}$ ]	Priming-R [ $\mu\text{g g}^{-1} \text{d}^{-1}$ ]	Quotient [ $\mu\text{g g}^{-1}\text{MBC d}^{-1}$ ]
0	Control	Constant	32.7±2.46	2.09±0.12	-	-	-
0	Grass(G)	Constant	150.14±32.55	5.28±0.93	42.42±6.85	3.18±0.93	0.13±0.03
0	Comp.G	Constant	147.54±29.08	5.38±1.53	47.66±11.36	3.28±1.53	0.13±0.06
0	Ferm.G	Constant	51.52±41.43	6.24±0.64	10.95±0.42	4.14±0.64	0.62±0.03
12	Control	Rapid	30.65±6.64	4.13±1.1	-	-	-
12	Grass(G)	Rapid	85.7±4.62	7.41±3.65	29.98±0.73	3.29±3.65	0.25±0.13
12	Comp.G	Rapid	106.24±13.52	8.33±4.75	44.63±3.88	4.2±4.75	0.07±0
12	Ferm.G	Rapid	47.44±24.02	8.57±2.41	5.31±1.77	4.45±2.41	2.29±1.11
20	Control	Gradual	43.53±8.35	6.04±1.52	-	-	-
20	Grass(G)	Gradual	152.15±14.65	6.03±2.08	44.37±0.58	-0.01±2.08	0.14±0.05
20	Comp.G	Gradual	61.54±15.99	8.3±1.50	19.95±9.16	2.26±1.5	1.42±1.17
20	Ferm.G	Gradual	105.25±19.37	7.76±1.43	10.32±4.06	1.72±1.43	1.04±0.36
40	Control	Gradual	44.7±2.54	2.61±0.78	-	-	-
40	Control	Rapid	26.33±5.15	1.69±0.17	-	-	-
40	Grass(G)	Gradual	102.25±11.16	4.71±0.68	32.08±1.19	2.1±0.68	0.15±0.02
40	Grass(G)	Rapid	76.53±2.46	2.83±0.61	23.85±0.16	1.14±0.61	0.12±0.03
40	Comp.G	Gradual	108.28±12.57	4.37±0.94	40.52±4.57	1.76±0.94	0.11±0.02
40	Comp.G	Rapid	122.12±14.91	3.25±0.74	43.06±4.64	1.56±0.74	0.08±0.02
40	Ferm.G	Gradual	79.33±4.88	2.1±0.21	7.25±0.28	-0.5±0.21	0.29±0.02
40	Ferm.G	Rapid	88.89±13.6	3.18±0.72	7.74±2.02	1.49±0.72	0.49±0.2
91	Control	Constant	26.98±5.73	1.99±0.28	-	-	-
91	Control	Gradual	41.06±7.06	2.2±0.40	-	-	-
91	Control	Rapid	37.58±4.45	2.67±0.07	-	-	-
91	Grass(G)	Constant	86.53±1.95	3.89±0.31	27.24±0.2	1.9±0.31	0.15±0.02
91	Grass(G)	Gradual	89.9±12.52	4.86±0.71	21.95±2.45	2.66±0.71	0.22±0.02
91	Grass(G)	Rapid	84.99±6.97	3.46±0.82	21.2±0.26	0.79±0.82	0.16±0.04
91	Comp.G	Constant	84.36±14.43	4.6±0.39	33.86±2.82	2.61±0.39	0.14±0.01
91	Comp.G	Gradual	93.14±12.01	3.64±0.84	34.2±5.39	1.44±0.84	0.12±0.04
91	Comp.G	Rapid	99.23±4.45	4.47±0.93	30.78±1.6	1.8±0.93	0.14±0.03
91	Ferm.G	Constant	72.59±6.39	3.33±0.16	6.37±0.69	1.34±0.16	0.53±0.04
91	Ferm.G	Gradual	71.63±13.4	2.68±0.44	4.56±1.57	0.48±0.44	0.93±0.5
91	Ferm.G	Rapid	63.45±17.75	3.47±0.22	5.74±0.82	0.8±0.22	0.65±0.15

# M MiPrime Parameter trace and histograms

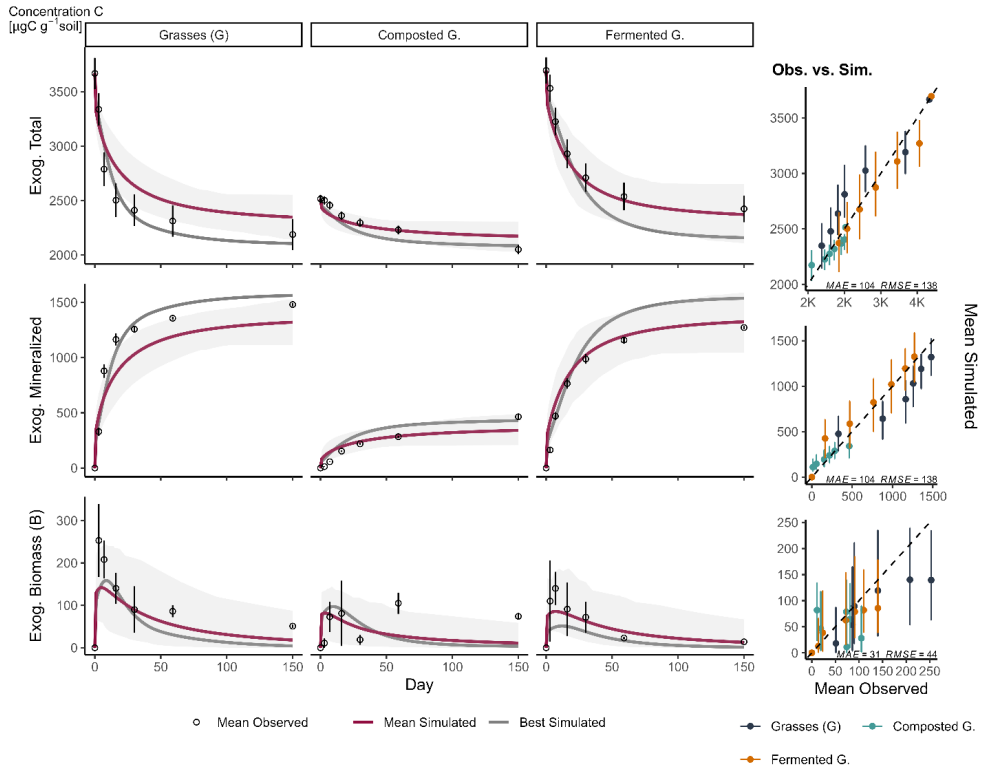


**Figure M1.** Parameter trace of all samples and histogram of parameter values with the top 10% highest likelihood of the last 1000 samples post-convergence. Figure continues below.

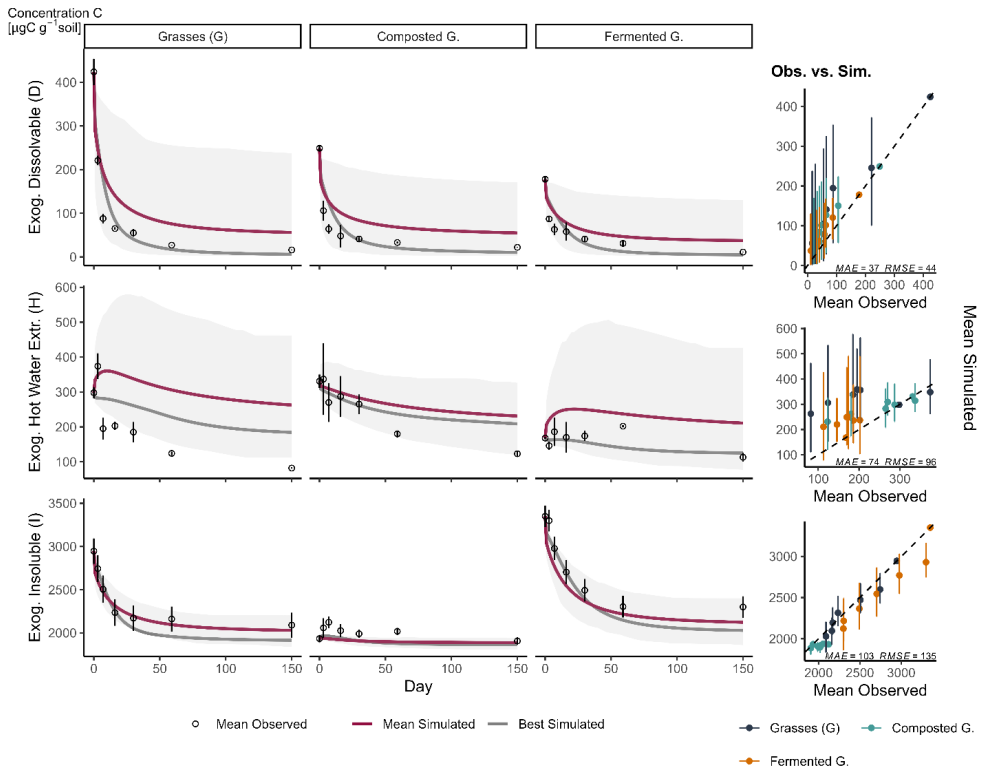


**Figure M1 (continued).** Parameter trace of all samples and histogram of parameter values with the top 10% highest likelihood of the last 1000 samples post-convergence.

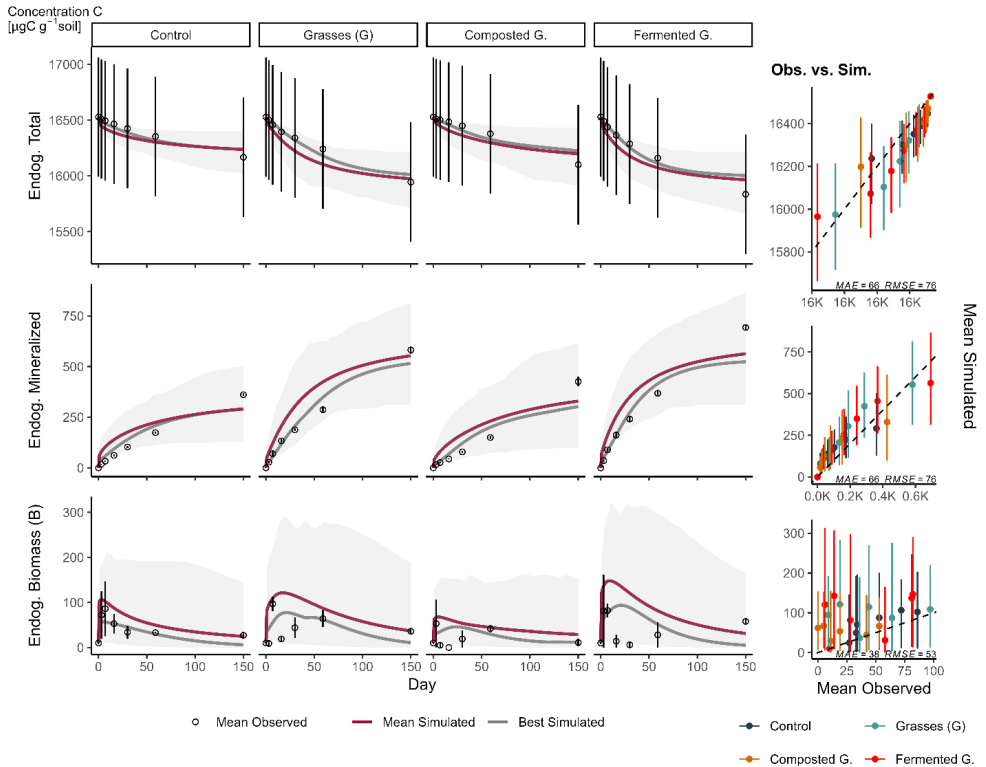
# N Observed and predicted concentrations in from EN and EX pools.



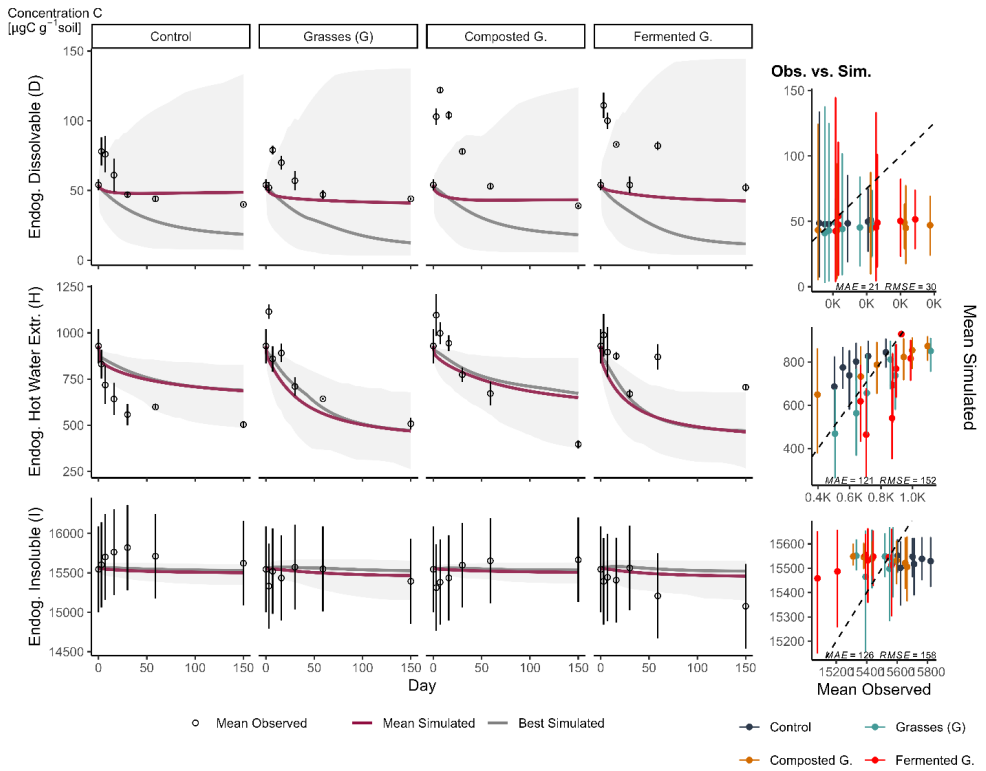
**Figure N1.** Model simulation and observed data for total, mineralized, microbial biomass and primed exogenous carbon concentrations after amending a podzol with grasses, composted grasses, fermented grasses and no organic amendment (control). The shaded area denotes the 5% and 95% quantiles. The dashed line in observed vs. simulated plots is the line of perfect fit (1:1 match of observed to simulated data)



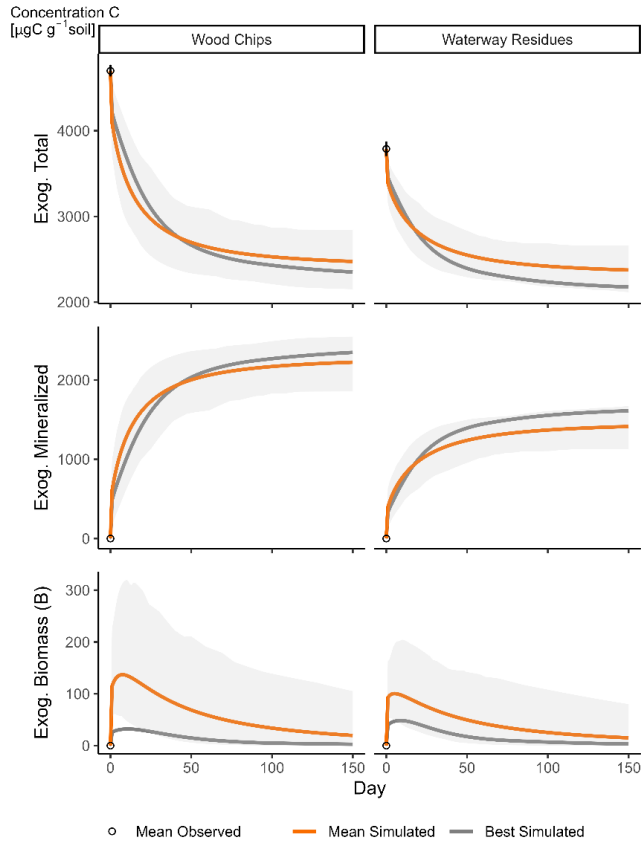
**Figure N2.** Model simulation and observed data for Dissolvable (D), hot water extractable (H) and Insoluble (I) exogenous carbon concentrations after amending a podzol with grasses, composted grasses, fermented grasses and no organic amendment (control). The shaded area denotes the 5% and 95% quantiles. The dashed line in observed vs. mean simulated plots is the line of perfect fit (1:1 match of observed to simulated data).



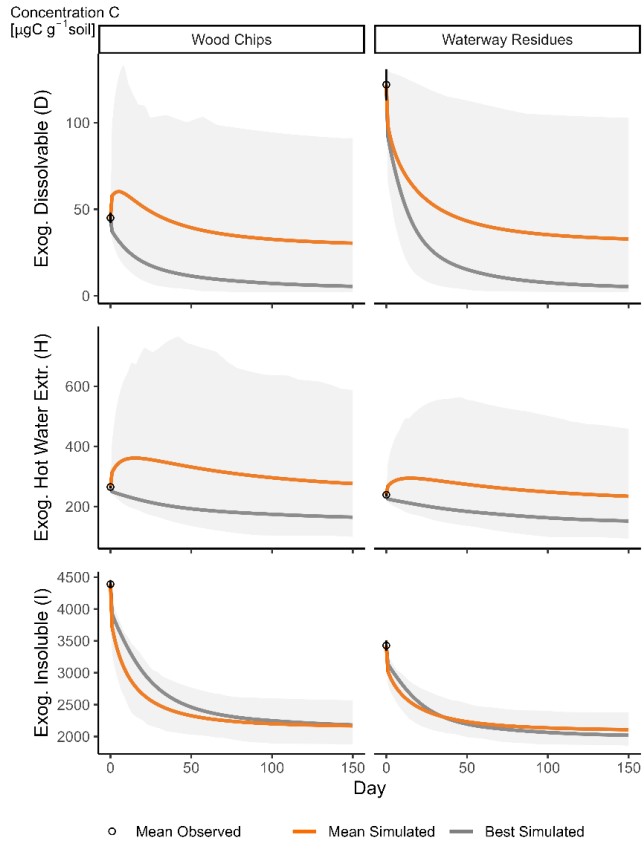
**Figure N3.** Model simulation and observed data for total, mineralized, microbial biomass and primed endogenous carbon concentrations after amending a podzol with grasses, composted grasses, fermented grasses and no organic amendment (control). The shaded area denotes the 5% and 95% quantiles. The dashed line in observed vs. simulated plots is the line of perfect fit (1:1 match of observed to simulated data).



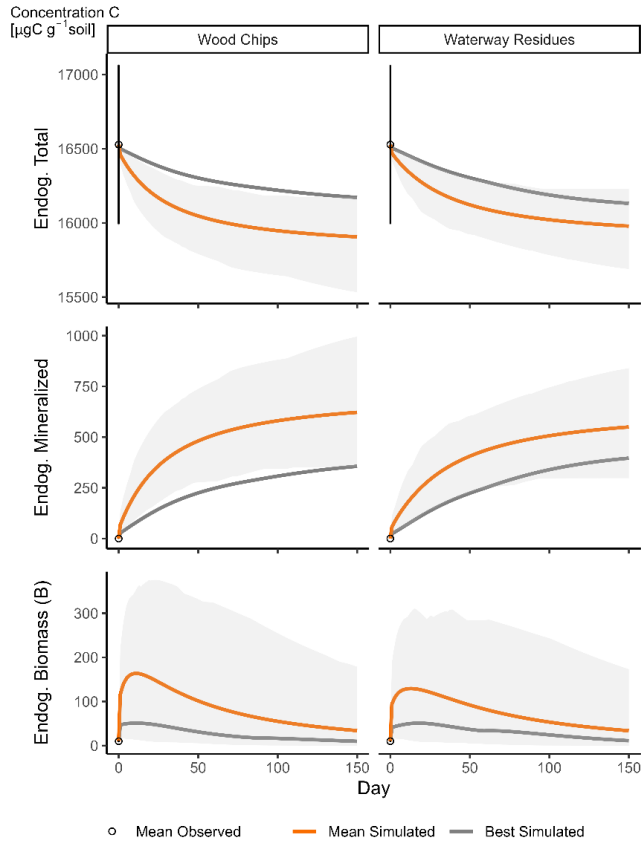
**Figure N4.** Model simulation and observed data for Dissolvable (D), hot water extractable (H) and Insoluble (I) endogenous carbon concentrations after amending a podzol with grasses, composted grasses, fermented grasses and no organic amendment (control). The shaded area denotes the 5% and 95% quantiles. The dashed line in observed vs. mean simulated plots is the line of perfect fit (1:1 match of observed to simulated data).



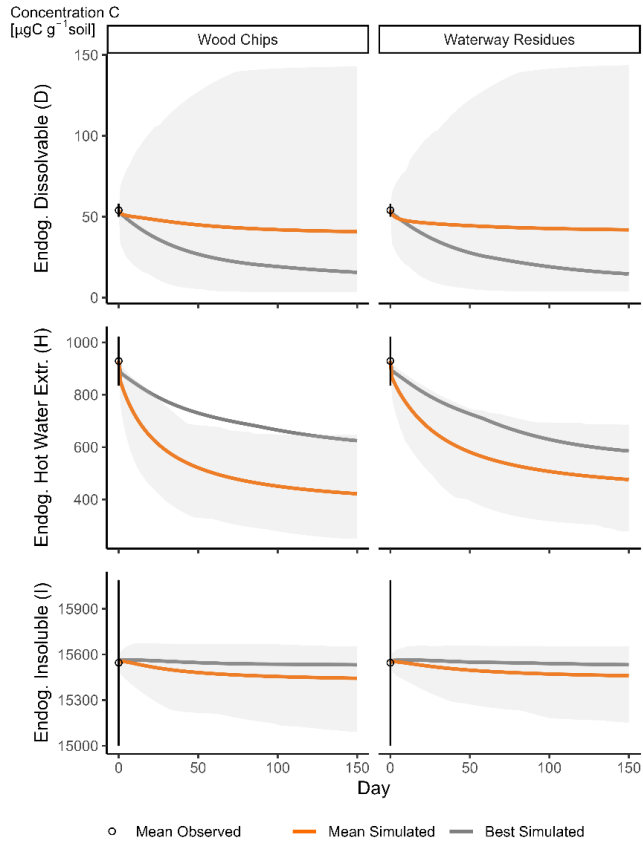
**Figure N5.** Model predictions of total, mineralized, microbial biomass and primed exogenous carbon concentrations after amending a podzol with wood chips and waterway residues. The shaded area denotes the 5% and 95% quantiles.



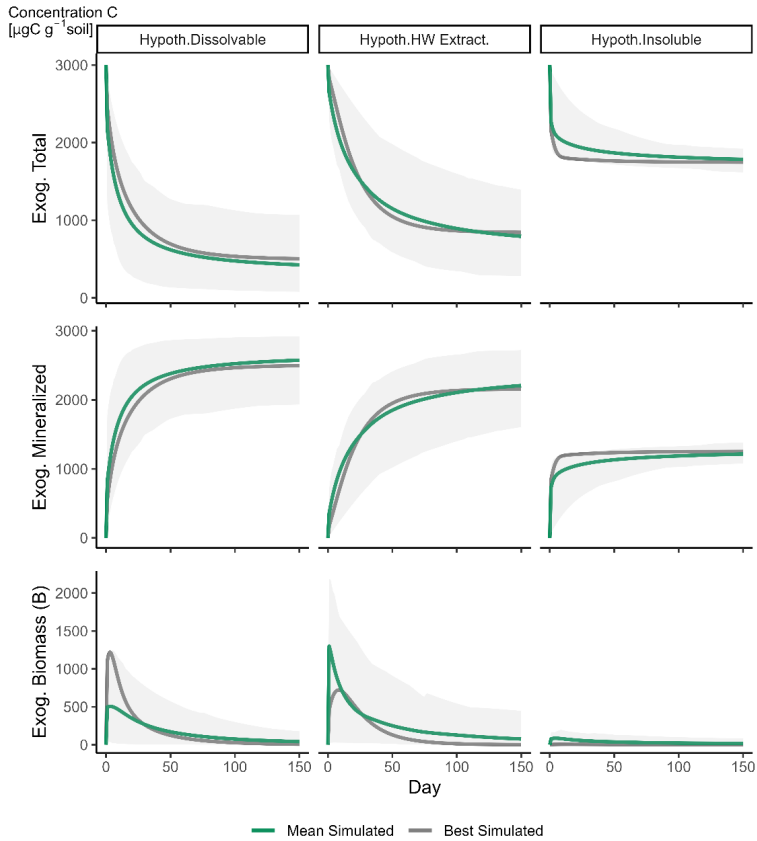
**Figure N6.** Model predictions of Dissolvable (D), Hot water extractable (H) and Insoluble (I) exogenous carbon concentrations after amending a podzol with wood chips and waterway residues. The shaded area denotes the 5% and 95% quantiles.



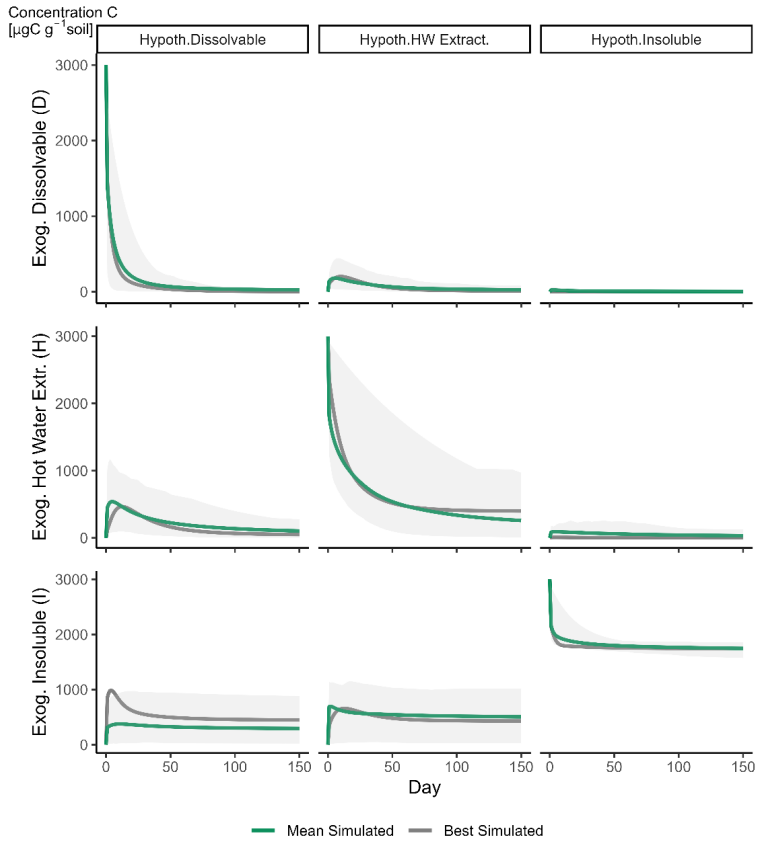
**Figure N7.** Model prediction of total, mineralized, microbial biomass and primed endogenous carbon concentrations after amending a podzol with wood chips and waterway residues. The shaded area denotes the 5% and 95% quantiles.



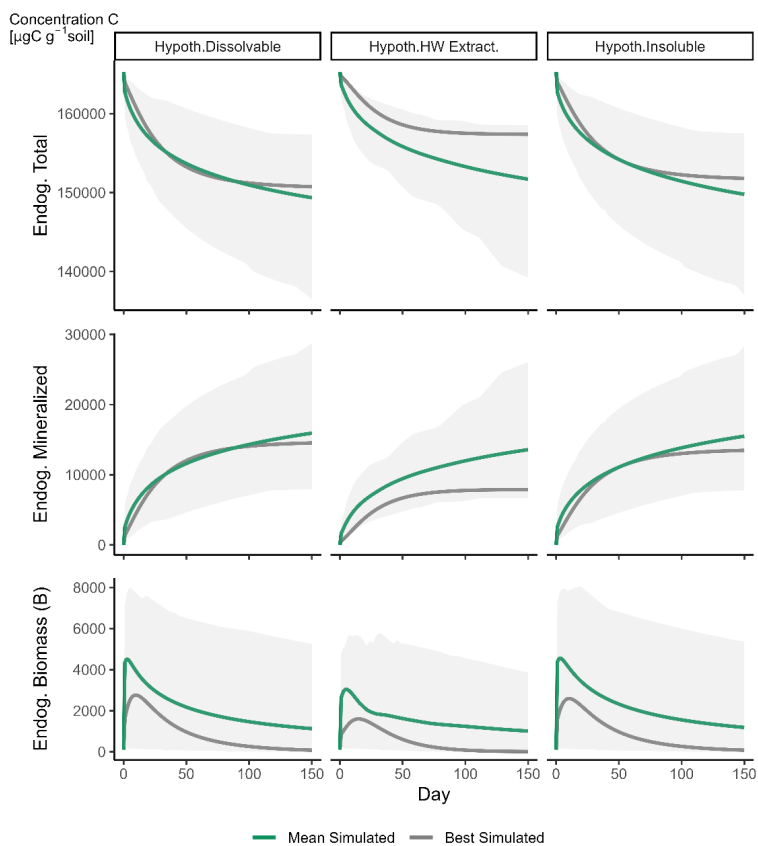
**Figure N8.** Model prediction of data for dissolvable (d), hot water extractable (h) and insoluble (i) endogenous carbon fractions after amending a podzol with wood chips and waterway residues. The shaded area denotes the 5% and 95% quantiles.



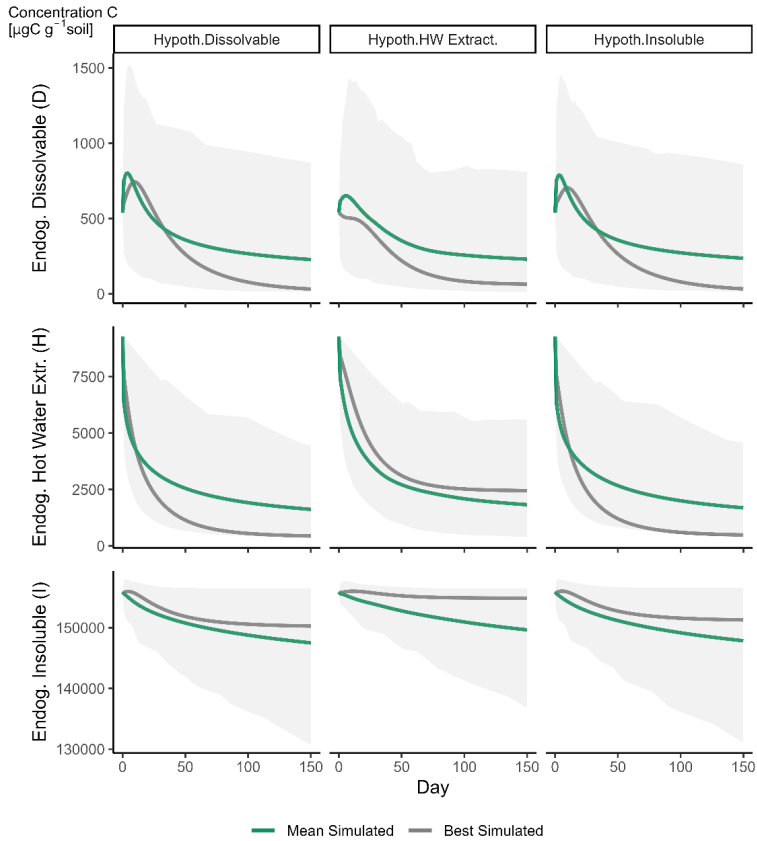
**Figure N9.** Model predictions of total, mineralized, microbial biomass and primed exogenous carbon concentrations after the hypothetical application of pure Dex, Hex and Iex substances. The shaded area denotes the 5% and 95% quantiles.



**Figure N10.** Model predictions of Dissolvable (D), Hot water extractable (H) and Insoluble (I) exogenous carbon concentrations after the hypothetical application of pure Dex, Hex and Iex substances. The shaded area denotes the 5% and 95% quantiles.



**Figure N11.** Model prediction of total, mineralized, microbial biomass and primed endogenous carbon concentrations after the hypothetical application of pure Dex, Hex and Iex substances. The shaded area denotes the 5% and 95% quantiles.



**Figure N12.** Model prediction of data for Dissolvable (D), Hot water extractable (H) and Insoluble (I) endogenous carbon fractions after the hypothetical application of pure Dex, Hex and Iex substances. The shaded area denotes the 5% and 95% quantiles.

# Soil Properties

**Table O1.** Soil properties at Heelsum and Harreveld, sampled at 0-30 cm depth.

<b>Property</b>		<b>Anthrosol</b>	<b>Podzol</b>
Location		Heelsum	Harreveld
Sampling date baseline prop.	[dd-mm-yy]	12-03-2018	13-03-2018
Sand (>50µm)	[%]	74 (coarse)	72 (fine)
Silt (2-50µm)	[%]	20	19
Clay (<2µm)	[%]	2	3
C/N-Ratio	[-]	15	16
Organic Matter	[%]	3.7	6.2
pH	[-]	5.4	5.6
CEC	[meq]	56	105
N – <i>Total</i>	[kg N/Ha]	5860	8440
P - <i>Total</i>	[kg P/Ha]	1610	1245
K - <i>Total</i>	[kg K/Ha]	360	420
S – <i>Total</i>	[kg S/Ha]	1125	1500
Ca – <i>Total</i>	[kg Ca/Ha]	3540	6525
N – <i>Plant available</i>	[kg N/Ha]	80	105
P – <i>Plant available</i>	[kg P/Ha]	11	1.1
K – <i>Plant available</i>	[kg K/Ha]	215	135
Mg – <i>Plant available</i>	[kg Mg/Ha]	255	635

# P Field Management

**Table P1.** Dates of interventions at the Heelsum site.

<b>Anthrosol/Heelsum</b>	<b>2018</b>	<b>2019</b>	<b>2020</b>
Tilled	20-Feb	Feb	Feb
Organic amendment application	23-Mar	19-Mar	16-Mar
Integration of amendments into soil	4-Apr	20-Mar	17-Mar
Sowing Maize	6-Apr	8-Apr	9-Apr
Mineral fertilizer application	9-Apr	4-Apr	24-Apr
Summer sampling	n/a	27-Jun	29-Jun
Harvest Maize	1-Aug	Aug	17-Aug
Autumn sampling	n/a	28-Nov	23-Nov
Tillage and sowing catch-crop	17-Aug	Aug	Aug

**Table P2.** Dates of interventions at the Harreveld site

<b>Podzol/Harreveld</b>	<b>2018</b>	<b>2019</b>	<b>2020</b>
Tillage catch-crop removal	27-Mar	7-Mar	Mar
Tilled	Apr	17-Apr	23-Apr
Organic amendment application	10-Apr	5-Apr	25-Mar
Sowing Maize	27-Apr	24-Apr	24-Apr
Mineral fertilizer application	Apr	18-Apr	29-Apr
Summer sampling	n/a	21-Jun	23-Jun
Harvest Maize	1-Sep	28-Sep	23-Sep
Autumn sampling	n/a	22-Nov	20-Nov

**Table Q1.** Application rates per treatment block for the Anthrosol soil at the Heelsum site.

Anthrosol/ Heelsum	Treatm.	Fresh matter [ton Ha <sup>-1</sup> ]	Dry matter [ton Ha <sup>-1</sup> ]	Organic matter [ton Ha <sup>-1</sup> ]	Total Nitrogen [kg Ha <sup>-1</sup> ]	P <sub>2</sub> O <sub>5</sub> [kg Ha <sup>-1</sup> ]	K <sub>2</sub> O [kg Ha <sup>-1</sup> ]	N Supp. [ton Ha <sup>-1</sup> ]	P <sub>2</sub> O <sub>5</sub> Supp. [kg Ha <sup>-1</sup> ]	K <sub>2</sub> O Supp. [kg Ha <sup>-1</sup> ]
2018	Control	0	0	0	0	0	0	140	50	200
	Compost	21.3	13.2	3.7	136	96	158	126	0	42
	Manure	34	2.8	2.1	124	45	184	65	5	16
	Grasses	26.3	16.8	14.3	373	123	208	0	0	0
	G&M	60.3	19.6	16.4	497	168	392	0	0	0
2019	Control	0	0	0	0	0	0	106	65	200
	Compost	22.7	13.6	3.5	138	118	157	92	0	43
	Manure	30	2.4	2	128	42	141	47	23	59
	Grasses	18.8	7	3.9	99	43	119	56	22	152
	G&M	48.8	9.4	5.9	227	85	260	0	0	0
2020	Control	0	0	0	0	0	0	120	50	200
	Compost	21.8	11.7	3.6	146	80	118	99	0	82
	Manure	27.5	2.4	2	114	40	113	67	10	87
	Grasses	13.5	10	8.1	151	37	117	35	13	83
	G&M	41	12.4	10.1	265	77	230	0	0	0

**Table Q2.** Application rates per treatment block for the Podzol soil at the Harreveld site. Treatment abbreviations: ‘WWR’ is waterway residues, ‘B’ is bokashi, and ‘M’ is manure.

Podzol/ Harre- veld	Treatm.	Fresh matter [ton Ha <sup>-1</sup> ]	Dry matter [ton Ha <sup>-1</sup> ]	Organic matter [ton Ha <sup>-1</sup> ]	Total Nitrogen [kg Ha <sup>-1</sup> ]	P <sub>2</sub> O <sub>5</sub> [kg Ha <sup>-1</sup> ]	K <sub>2</sub> O [kg Ha <sup>-1</sup> ]	N Supp. [ton Ha <sup>-1</sup> ]	P <sub>2</sub> O <sub>5</sub> Supp. [kg Ha <sup>-1</sup> ]	K <sub>2</sub> O Supp. [kg Ha <sup>-1</sup> ]
2018	Control	0	0	0	0	0	0	140	50	200
	Compost	18.3	10.9	3.1	113	100	152	127	0	41
	Manure	34	3.5	2.8	63	50	214	46	0	0
	WWR	26.7	14.5	7.3	276	50	45	0	0	148
	WWR&M	60.7	18	10.1	339	100	259	0	0	0
2019	Control	0	0	0	0	0	0	95	65	200
	Compost	21.7	12.7	3.4	134	111	178	80	0	22
	Manure	30	2.9	2.3	90	45	195	36	20	5
	WWR	15.1	3.9	2.2	44	41	136	52	24	64
	WWR&M	45.1	6.8	4.5	134	86	331	0	0	0
2020	Control	0	0	0	0	0	0	128	50	200
	Compost	24.2	17.5	3.1	130	68	92	111	0	108
	Manure	30	2.5	1.9	81	41	189	73	20	11
	Bokashi B&M	18.8 48.8	10.6 13.1	2.8 4.7	51 132	41 82	62 251	91 0	9 0	138 0

# R Amendment composition

**Table R1.** Characteristics of amendments applied to the Anthrosol soil at the Heelsum site.

Year	Amendment	Dry matter [kg ton <sup>-1</sup> ]	Organic matter [kg ton <sup>-1</sup> ]	N-Total [kg ton <sup>-1</sup> ]	N-Min [kg ton <sup>-1</sup> ]	P <sub>2</sub> O <sub>5</sub> [kg ton <sup>-1</sup> ]	K <sub>2</sub> O [kg ton <sup>-1</sup> ]	C-Tot [kg ton <sup>-1</sup> ]	C/N [-]
2018	Compost	618	174	6.4		4.5	7.4	87	13.6
	Manure	83	62	3.7	1.5	1.3	5.4	52.2	14.1
	Grasses	638	542	14.2		4.7	7.9	271.2	19.1
2019	Compost	599	155	6		5.2	6.9	76.8	12.8
	Manure	80	66	4.25	2	1.4	4.7	60.8	14.3
	Grasses	370	208	5.3	0.1	2.3	6.3	107.1	20.2
2020	Compost	537	166	6.7		3.7	5.4	83.1	12.4
	Manure	88	72	4.15	1.9	1.5	4.1	65.1	15.7
	Grasses	743	600	11.1		2.7	8.7	298.6	26.9

**Table R2.** Characteristics of amendments applied to the Podzol soil at the Harreveld site. Amendment abbreviations: 'WWR' is waterway residues.

Podzol/ Harreveld	Amend.	Dry matter [kg ton <sup>-1</sup> ]	Organic matter [kg ton <sup>-1</sup> ]	N-Total [kg ton <sup>-1</sup> ]	N-Min [kg ton <sup>-1</sup> ]	P <sub>2</sub> O <sub>5</sub> [kg ton <sup>-1</sup> ]	K <sub>2</sub> O [kg ton <sup>-1</sup> ]	C-Total [kg ton <sup>-1</sup> ]	C/N [-]
2018	Compost	596	172	6.9	0.8	5.5	8.3	86.25	12.5
	Manure	102	82	4.6	2.1	1.5	6.3	75.44	16.4
	WWR	544	272	11.2	0.3	1.9	1.7	135.52	12.1
2019	Compost	587	158	6.9		5.1	8.2	79.35	11.5
	Manure	96	75	4.95	2.2	1.5	6.5	66.33	13.4
	WWR	258	147	6.5		2.3	4.6	130.65	~20.1
2020	Compost	724	130	5.9		2.8	3.8	64.9	11
	Manure	84	64	4.53	2.3	1.4	6.3	65.685	14.5
	Bokashi	564	149	4.5		2.2	3.3	74.25	16.5

# S Contrast analysis amendment improvements

**Table S1.** Contrast analysis for bulk density at the Anthrosol site where EMM is the model estimated marginal mean of absolute values, and G&M is an abbreviation for the grasses&manure combination.

OA Contrast with Control	Season and Season Contrast	EMM	Std. Error	Z-ratio	p-value	Change rel. to control
		[g cm <sup>-3</sup> ]	[g cm <sup>-3</sup> ]	[-]	[-]	[%]
Control	Summer	1.30	0.03	-	-	-
	Winter	1.27	0.03	-	-	-
	Wint. - Sum.	-0.03	0.06	-	-	-
Grasses - Control	Summer	-0.08	0.05	-1.77	3.8E-02	-6.15
	Winter	-0.04	0.03	-1.36	8.8E-02	-3.15
	Wint. - Sum.	0.04	0.06	0.77	4.4E-01	3
G&M - Control	Summer	-0.07	0.05	-1.57	5.8E-02	-5.38
	Winter	-0.04	0.03	-1.39	8.2E-02	-3.15
	Wint. - Sum.	0.03	0.06	0.59	5.5E-01	2.23
Compost - Control	Summer	-0.10	0.04	-2.76	2.9E-03	-7.69
	Winter	-0.02	0.03	-0.67	2.5E-01	-1.57
	Wint. - Sum.	0.08	0.05	1.72	8.6E-02	6.12
Manure - Control	Summer	-0.04	0.04	-1.14	1.3E-01	-3.08
	Winter	-0.08	0.03	-2.80	2.6E-03	-6.3
	Wint. - Sum.	-0.04	0.05	-0.76	4.5E-01	-3.22

**Table S2.** Contrast analysis for infiltration capacity at the Anthrosol site where EMM is the model estimated marginal mean of absolute values, and G&M is an abbreviation for the grasses&manure combination.

OA Contrast with Control	Season and Season Contrast	EMM	Std. Error	Z-ratio	p-value	Change rel. to control
		[mm min <sup>-1</sup> ]		[-]	[-]	[%]
Control	Summer	6.66	0.76	-	-	-
	Winter	7.22	0.88	-	-	-
	Wint. - Sum.	0.57	1.64	-	-	-
Grasses - Control	Summer	4.49	1.70	2.65	4.1E-03	67.42
	Winter	-0.11	1.11	-0.10	5.4E-01	-1.52
	Wint. - Sum.	-4.60	2.02	-2.28	2.3E-02	-68.94
G&M - Control	Summer	7.20	1.86	3.87	5.3E-05	108.11
	Winter	0.86	1.18	0.73	2.3E-01	11.91
	Wint. - Sum.	-6.34	2.20	-2.88	4.0E-03	-96.2
Compost - Control	Summer	-0.92	1.09	-0.84	8.0E-01	-13.81
	Winter	-0.30	1.15	-0.27	6.0E-01	-4.16
	Wint. - Sum.	0.61	1.59	0.38	7.0E-01	9.65
Manure - Control	Summer	2.30	1.43	1.61	5.4E-02	34.53
	Winter	-0.79	1.04	-0.75	7.7E-01	-10.94
	Wint. - Sum.	-3.09	1.76	-1.76	7.9E-02	-45.47

**Table S3.** Contrast analysis for aggregate stability at the Anthrosol site where EMM is the model estimated marginal mean of absolute values, and G&M is an abbreviation for the grasses&manure combination treatment.

OA Contrast with Control	Season and Season Contrast	EMM	Std. Error	Z-ratio	p-value	Change rel. to control
		[mm]	[mm]	[-]	[-]	[%]
Control	Summer	1.34	0.11	-	-	-
	Winter	1.25	0.14	-	-	-
	Wint. - Sum.	-0.09	0.25	-	-	-
Grasses - Control	Summer	0.40	0.15	2.67	3.8E-03	29.85
	Winter	0.45	0.13	3.34	4.2E-04	36
	Wint. - Sum.	0.05	0.20	0.24	8.1E-01	6.15
G&M - Control	Summer	0.62	0.15	4.13	1.8E-05	46.27
	Winter	0.75	0.15	5.03	2.5E-07	60
	Wint. - Sum.	0.13	0.21	0.62	5.4E-01	13.73
Compost - Control	Summer	0.11	0.13	0.84	2.0E-01	8.21
	Winter	0.45	0.14	3.36	3.9E-04	36
	Wint. - Sum.	0.34	0.19	1.81	7.0E-02	27.79
Manure - Control	Summer	0.28	0.13	2.07	1.9E-02	20.9
	Winter	0.62	0.14	4.35	6.9E-06	49.6
	Wint. - Sum.	0.35	0.20	1.77	7.7E-02	28.7

**Table S4.** Contrast analysis for water retention at the Anthrosol site where EMM is the model estimated marginal mean of relative change in PAW (volumetric) when compared to the control, and G&M is an abbreviation for the grasses&manure combination treatment. An EMM of 0 would indicate no change relative to the control, whereas positive and negative values indicate mean percentual increases and decreases relative to the control.

OA Contrast with Control	Season and Season Contrast	EMM	Std. Error	Z-ratio	p-value
		[%]	[%]	[-]	[-]
Grasses – Control	Summer	47.39	22.67	2.09	1.4E-01
	Control	57.48	23.24	2.47	1.1E-01
	Winter - Summer	10.09	8.87	1.14	3.4E-01
G&M – Control	Summer	19.06	21.96	0.87	2.8E-01
	Control	44.69	23.24	1.92	1.4E-01
	Winter - Summer	25.63	10.49	2.44	8.5E-02
Compost – Control	Summer	9.85	5.12	1.92	7.5E-02
	Control	-19.57	7.24	-2.70	9.6E-01
	Winter - Summer	-29.41	8.87	-3.32	4.4E-02
Manure – Control	Summer	-5.05	5.12	-0.99	8.0E-01
	Control	-28.26	7.24	-3.90	9.9E-01
	Winter - Summer	-23.21	8.87	-2.62	7.8E-02

**Table S5.** Contrast analysis for bulk density at the Podzol site. Abbreviations: EMM is the model estimated marginal mean, WWR is waterway residues, WWR&M is waterway residues & manure combination treatment, and B&M is Bokashi & manure combination.

OA Contrast with Control	Season and Season Contrast	EMM	Std. Error	Z-ratio	p-value	Ch. rel. to contr.
		[g cm <sup>-3</sup> ]		[-]	[-]	[%]
Control	Summer	1.22	0.03	-	-	-
	Winter	1.15	0.02	-	-	-
	Winter - Summer	-0.07	0.05	-	-	-
Compost - Control	Summer	-0.12	0.04	-2.85	2.2E-03	-9.84
	Winter	0.01	0.03	0.21	5.8E-01	0.87
	Winter - Summer	0.13	0.05	2.35	1.9E-02	10.71
Manure - Control	Summer	-0.03	0.05	-0.72	2.4E-01	-2.46
	Winter	0.07	0.04	1.92	9.7E-01	6.09
	Winter - Summer	0.10	0.06	1.71	8.8E-02	8.55
Bokashi - Control	Summer	-0.10	0.05	-2.06	2.0E-02	-8.2
	Winter	-0.04	0.03	-1.21	1.1E-01	-3.48
	Winter - Summer	0.06	0.06	0.98	3.3E-01	4.72
B&M - Control	Summer	-0.04	0.05	-0.80	2.1E-01	-3.28
	Winter	-0.02	0.03	-0.51	3.0E-01	-1.74
	Winter - Summer	0.02	0.06	0.36	7.2E-01	1.54

**Table S6.** Contrast analysis for infiltration capacity at the Podzol site. Abbreviations: EMM is the model estimated marginal mean, WWR is waterway residues, WWR&M is waterway residues & manure combination treatment, and B&M is Bokashi & manure combination.

OA Contrast with Control	Season and Season Contrast	EMM	Std. Error	Z-ratio	p-value	Ch. rel. to contr.
		[mm min <sup>-1</sup> ]		[-]	[-]	[%]
Control	Summer	5.55	0.85	-	-	-
	Winter	2.65	0.38	-	-	-
	Winter - Summer	-2.9	1.23	-	-	-
Compost - Control	Summer	-0.07	1.16	-0.06	5.2E-01	-1.26
	Winter	1.07	0.83	1.29	9.9E-02	40.38
	Winter - Summer	1.14	1.46	0.78	4.4E-01	41.64
Manure - Control	Summer	0.59	1.39	0.43	3.3E-01	10.63
	Winter	0.77	0.76	1.01	1.6E-01	29.06
	Winter - Summer	0.17	1.63	0.11	9.2E-01	18.43
WWR - Control	Summer	5.52	2.43	2.27	1.2E-02	99.46
	Winter	0.70	1.03	0.68	2.5E-01	26.42
	Winter - Summer	-4.82	2.62	-1.84	6.6E-02	-73.04
WWR&M - Control	Summer	2.99	1.89	1.58	5.7E-02	53.87
	Winter	2.67	1.37	1.94	2.6E-02	100.75
	Winter - Summer	-0.33	2.32	-0.14	8.9E-01	46.88
Bokashi - Control	Summer	-1.22	1.39	-0.88	8.1E-01	-21.98
	Winter	-0.91	0.69	-1.33	9.1E-01	-34.34
	Winter - Summer	0.30	1.49	0.20	8.4E-01	-12.36
B&M - Control	Summer	-1.13	1.40	-0.81	7.9E-01	-20.36
	Winter	1.01	1.05	0.96	1.7E-01	38.11
	Winter - Summer	2.14	1.70	1.26	2.1E-01	58.47

**Table S7.** Contrast analysis for aggregate stability at the Podzol site. Abbreviations: EMM is the model estimated marginal mean, WWR is waterway residues, WWR&M is waterway residues & manure combination treatment, and B&M is Bokashi & manure combination treatment.

OA Contrast with Control	Season and Season Contrast	EMM	Std. Error	Z-ratio	p-value	Ch. rel. to contr.
		[mm]	[mm]	[-]	[-]	[%]
Control	Summer	1.86	0.16	-	-	-
	Winter	1.80	0.14	-	-	-
	Winter - Summer	-0.06	0.30	-	-	-
Compost - Control	Summer	0.02	0.21	0.08	4.7E-01	1.08
	Winter	0.46	0.20	2.33	9.9E-03	25.56
	Winter - Summer	0.44	0.29	1.54	1.2E-01	24.48
Manure - Control	Summer	0.32	0.20	1.57	5.8E-02	17.2
	Winter	0.28	0.20	1.41	8.0E-02	15.56
	Winter - Summer	-0.04	0.28	-0.14	8.9E-01	-1.64
WWR - Control	Summer	-0.08	0.22	-0.38	6.5E-01	-4.3
	Winter	0.31	0.25	1.26	1.0E-01	17.22
	Winter - Summer	0.39	0.32	1.24	2.2E-01	21.52
WWR&M - Control	Summer	-0.07	0.22	-0.34	6.3E-01	-3.76
	Winter	0.22	0.24	0.92	1.8E-01	12.22
	Winter - Summer	0.29	0.31	0.94	3.5E-01	15.98
Bokashi - Control	Summer	-0.48	0.23	-2.13	9.8E-01	-25.81
	Winter	0.73	0.28	2.57	5.1E-03	40.56
	Winter - Summer	1.21	0.34	3.55	3.8E-04	66.37
B&M - Control	Summer	0.16	0.30	0.52	3.0E-01	8.6
	Winter	0.50	0.27	1.88	3.0E-02	27.78
	Winter - Summer	0.34	0.38	0.89	3.7E-01	19.18

**Table S8.** Contrast analysis for water retention at the Podzol site. An EMM of 0 would indicate no change relative to the control, whereas positive and negative values indicate mean percentual increases and decreases relative to the control.

OA Contrast with Control	Season and Season Contrast	EMM	Std. Error	Z-ratio	p-value	
		[%]	[%]	[-]	[-]	
Compost – Control	Summer	-9.0	8.3	-1.1	8.0E-01	
	Control	Winter	11.1	11.8	0.9	2.2E-01
	Winter - Summer	20.2	14.4	1.4	3.0E-01	
Manure – Control	Summer	-0.3	8.3	0.0	5.1E-01	
	Control	Winter	17.8	11.8	1.5	1.4E-01
	Winter - Summer	18.1	14.4	1.3	3.4E-01	
WWR – Control	Summer	10.0	13.6	0.7	2.5E-01	
	Control	Winter	<i>n.d</i>	<i>n.d</i>	<i>n.d</i>	<i>n.d</i>
	Winter - Summer	<i>n.d</i>	<i>n.d</i>	<i>n.d</i>	<i>n.d</i>	
WWR&M – Control	Summer	31.1	13.6	2.3	4.4E-02	
	Control	Winter	<i>n.d</i>	<i>n.d</i>	<i>n.d</i>	<i>n.d</i>
	Winter - Summer	<i>n.d</i>	<i>n.d</i>	<i>n.d</i>	<i>n.d</i>	
Bokashi – Control	Summer	10.5	13.6	0.8	2.4E-01	
	Control	Winter	50.0	13.1	3.8	1.5E-02
	Winter - Summer	39.5	17.1	2.3	1.4E-01	
B&M – Control	Summer	33.5	13.6	2.5	3.6E-02	
	Control	Winter	77.8	13.1	5.9	4.6E-03
	Winter - Summer	44.3	17.1	2.6	1.2E-01	

# Largest and smallest changes relative to the control for organic amendment treatments per site and per season

**Table T1.** Maximum (greatest positive), minimum (lowest negative), largest (greatest absolute) and least (smallest absolute) percent change in soil properties relative to the unamended control for all OA treatments per sampling site and season. Calculated from data presented in Appendix S.

		Maximum change [%]	Minimum change [%]	Largest change (absolute) [%]	Least change (minimum) [%]	Difference max-min change [%]	Difference largest-least change [%]
<b>Bulk density</b>	<b>Anthrosol</b>						
	Summer	-3.1	-7.7	7.7	3.1	4.6	4.6
	Winter	-1.6	-6.3	6.3	1.6	4.7	4.7
	<b>Podzol</b>						
	Summer	-2.5	-9.8	9.8	2.5	7.4	7.4
	Winter	6.1	-3.5	6.1	0.9	9.6	5.2
	<b>Both sites</b>						
	Summer	-2.5	-9.8	9.8	2.5	7.4	7.4
Winter	6.1	-6.3	6.3	0.9	12.4	5.4	
<b>Both seasons</b>	6.1	-9.8	9.8	0.9	15.9	9.0	
<b>Infiltration Capacity</b>	<b>Anthrosol</b>						
	Summer	108.1	-13.8	108.1	13.8	121.9	94.3
	Winter	11.9	-10.9	11.9	1.5	22.9	10.4
	<b>Podzol</b>						
	Summer	99.5	-22.0	99.5	1.3	121.4	98.2
	Winter	100.8	-34.3	100.8	26.4	135.1	74.3
	<b>Both sites</b>						
	Summer	108.1	-22.0	108.1	1.3	130.1	106.9
Winter	100.8	-34.3	100.8	1.5	135.1	99.2	
<b>Both seasons</b>	108.1	-34.3	108.1	1.3	142.5	106.9	

**Table T1 (Continued).** Maximum (greatest positive), minimum (lowest negative), largest (greatest absolute) and least (smallest absolute) percent change in soil properties relative to the unamended control for all OA treatments per sampling site and season. Calculated from data presented in Appendix S.

		Maximum change		Minimum change		Largest change (absolute)		Least change (minimum)		Difference max-min change		Difference largest-least change	
		[%]	[%]	[%]	[%]	[%]	[%]	[%]	[%]	[%]	[%]	[%]	[%]
<b>Aggregate Stability</b>	<b>Anthrosol</b>												
		Summer	46.3	8.2	46.3	8.2	46.3	8.2	38.1	38.1	38.1	38.1	38.1
		Winter	60.0	36.0	60.0	36.0	60.0	36.0	24.0	24.0	24.0	24.0	24.0
	<b>Podzol</b>	Summer	17.2	-25.8	25.8	1.1	25.8	1.1	43.0	43.0	43.0	43.0	24.7
		Winter	40.6	12.2	40.6	12.2	40.6	12.2	28.3	28.3	28.3	28.3	28.3
	<b>Both sites</b>	Summer	46.3	-25.8	46.3	1.1	46.3	1.1	72.1	72.1	72.1	72.1	45.2
	Winter	60.0	12.2	60.0	12.2	60.0	12.2	47.8	47.8	47.8	47.8	47.8	
	<b>Both seasons</b>	60.0	-25.8	60.0	1.1	60.0	1.1	85.8	85.8	85.8	85.8	58.9	
<b>Water Retention</b>	<b>Anthrosol</b>												
		Summer	47.4	-5.1	47.4	5.1	47.4	5.1	52.4	52.4	52.4	52.4	42.3
		Winter	57.5	-28.3	57.5	19.6	57.5	19.6	85.7	85.7	85.7	85.7	37.9
	<b>Podzol</b>	Summer	33.5	-9.0	33.5	0.3	33.5	0.3	42.5	42.5	42.5	42.5	33.2
		Winter	77.8	11.1	77.8	11.1	77.8	11.1	66.7	66.7	66.7	66.7	66.7
	<b>Both sites</b>	Summer	47.4	-9.0	47.4	0.3	47.4	0.3	56.4	56.4	56.4	56.4	47.1
	Winter	77.8	-28.3	77.8	11.1	77.8	11.1	106.1	106.1	106.1	106.1	66.7	
	<b>Both seasons</b>	77.8	-28.3	77.8	0.3	77.8	0.3	106.1	106.1	106.1	106.1	77.5	

# U Comparison of compost and manure results with other studies

Compost generally produced temporally favorable impacts by i) reducing in bulk density during the growing season, potentially facilitating oxygen diffusion and root penetration and ii) increasing in aggregate stability by winter, potentially benefitting nutrient retention outside the growing season and inhibiting nutrient leaching, and iii) for the podzol site, increasing infiltration capacity by winter, potentially facilitating the discharge of intensified winter precipitation (Table 7). Comparing compost impacts is difficult as more than 600 studies on its role in agriculture have been published over the past 11 years alone (Rivier et al. 2022:20). Studies on its impacts have reported decreases in bulk density of 4% for sandy soils after 30 days (Rivier et al. 2022:20), 11.2% within several months (Mylavarapu and Zinati 2009), up to 20% after 12 years (Celik et al. 2010), general variations between 0.7% and 23% (Martínez-Blanco et al. 2013), which all coincide well with our observations of decreases of 1.6%-7.7% and 0.87%-9.8% for anthrosol and podzol sites respectively. In a review of 80 studies on aggregate stability, Abiven et al. (2009) show that compost applications typically improve soil aggregate stability in the range of 0-30%. Assuming wide variation in sampling moment for these 80 studies, these findings align with current results showing a 1-36% variation in the effect of compost on aggregate stability. Studies report positive impacts of compost on infiltration capacity of c.a. 24-50% (Logsdon, Sauer, and Shipitalo 2017), as well as 18% decreases (Demir and Doğan Demir 2019) and increases as high as 700% (Gonzalez and Cooperband 2002), of which the lower ranges coincide with our observations of -13% (decrease, not tested for significance) to 40% increases. Infiltration capacity measurements are often difficult to compare as they are sensitive to many factors, including the many different methods employed for its determination (Deb and Shukla 2012).

Manure only produced temporally beneficial effects on aggregate stability at the anthrosol site and on bulk density and aggregate stability at the podzol site. Comparatively, the grass & manure combination treatment, which was only applied at the anthrosol soil, seems a more promising alternative to applying manure alone as it produced temporally favorable effects for more soil properties, namely aggregate stability, bulk density, and water retention (though the large improvements in water retention, of up to 45% increased PAW, were not statistically significant). The application of manure is a traditional soil improvement strategy that dates back to 6000 B.C. (Bogaard et al. 2013) and its effects are therefore historically extensively studied and reported (Rayne and Aula 2020). As an indication of several observed trends, dairy manure has shown to decrease bulk density by

2.1% when combined with artificial fertilizers (Haque et al. 2019), 2.7% to 9.5% (Rasoulzadeh, Yaghoubi, and others 2010), 4%, 8%, and 9% with increasing application rates (Ahmad et al. 2016), extending to 13.1% (Meng et al. 2019), and even 14% after 12 years (Celik et al. 2010). Our observations are on the somewhat lower end of these ranges, namely at 3.1% to 6.3% and 2.5% to -6.1% (increase) for the anthrosol and podzol sites respectively. Aggregate stability changes are reported from no significant effects (Karami et al. 2012), 43.1% and 51.1% (Rasoulzadeh et al. 2010), 75% (Celik et al. 2010), to variations of -20% to 40% depending on the method (Annabi et al. 2011). These findings roughly agree with this study's observed ranges of 21% to 50% and 17% to 15% for anthrosol and podzol sites, respectively. Changes in hydraulic conductivity for manure are observed to vary significantly with observations ranging around 62.2%, 35.5% (Khan et al., 2010), 160% to 174% (Rasoulzadeh et al. 2010), -4.6% to 35.4% (Aday, Hameed, and Al-faris 2019), -35% (Demir and Doğan Demir 2019), 115%, 167%, and 234% for increasing application rates (Fares et al. 2008). Our observations range from -11% to 35% and 11% to 29% for anthrosol and podzol sites, respectively, and are therefore at a somewhat lower end of changes reported in other studies.