



**Universiteit  
Leiden**  
The Netherlands

## **Embracing a new beginning: understanding the teachable window for lifestyle change**

Brust, M.

### **Citation**

Brust, M. (2024, September 19). *Embracing a new beginning: understanding the teachable window for lifestyle change*. Retrieved from <https://hdl.handle.net/1887/4092618>

Version: Publisher's Version

License: [Licence agreement concerning inclusion of doctoral thesis in the Institutional Repository of the University of Leiden](#)

Downloaded from: <https://hdl.handle.net/1887/4092618>

**Note:** To cite this publication please use the final published version (if applicable).



# 4

## **The development and validation of scales to measure the presence of a teachable moment following a cardiovascular disease event**

Michelle Brust  
Winifred A. Gebhardt  
Nadine A.E. van der Voorde  
Mattijs Numans  
Jessica C. Kiefte-de Jong

*Published in:*  
*Preventive medicine reports, 2022. doi:10.1016/j.pmedr.2022.101876*

## ABSTRACT:

Better conceptually-driven research is necessary to learn more about 1) the characteristics of life events as teachable moments (TMs) and 2) the potential of life events to evoke lifestyle change intention (LCI). This study aimed to develop and validate two scales for the purposes of TM research in the context of cardiovascular disease (CVD): the *CardiacTM* and *CardiacLCI*-scales. After the initial development of items based on a theoretical framework and literature search, six experts rated the content validity of both scales as sufficient. The item list was further adjusted after think-aloud sessions with two CVD patients. The resulting scales were presented online in a cross-sectional survey, which yielded 625 responses of Dutch CVD patients (June, 2020). To test construct validity, we conducted Exploratory Factor Analysis (EFA) with Varimax rotation on a random split-half of the sample (n=300) and evaluated the factor structure with Confirmatory Factor Analysis (CFA) on the holdout sample (n=325). EFA and CFA on the *CardiacTM*-scale ( $\alpha=0.88$ ) revealed a 28-item six-factor structure explaining 61.0% of the variance, with adequate goodness-of-fit statistics (CFI=0.87; TLI=0.85; SRMR=0.07) and internally reliable factors (Affective impact, Risk CVD, Changed self-concept, CVD group identity, Risk non-communicable disease, Anticipated regret). The *CardiacLCI*-scale ( $\alpha=0.81$ ) revealed an 11-item two-factor structure explaining 51.5% of the variance, with adequate model fit (CFI=0.92; TLI=0.90; SRMR=0.08) and internally reliable factors (Event-related lifestyle change and General healthy lifestyle). The scales may be used to expand knowledge around life events as TMs and to support conversation regarding lifestyle after cardiac and other life events.

**Keywords:** Teachable moments, lifestyle, prevention, questionnaire development, validation, health communication

## INTRODUCTION

Cardiovascular diseases (CVD) are the leading cause of mortality both in the Netherlands and worldwide(1). The course of cardiometabolic health is heavily influenced by the ability of an individual to change unhealthy behaviors such as smoking, unhealthy dietary uptake, and insufficient physical exercise(2). Nonetheless, the prevalence of unhealthy behaviors is increasing, and even amongst those wishing to live a healthier life, the adoption and maintenance of risk-reducing health behaviors is often a major challenge(3). Within the field of health behavior change, research has identified life situations that may help instigate risk-reducing changes in behavior. These situations, referred to as ‘teachable moments’ (TMs), often occur in the time window following an important life or health event, and individuals may be more willing to optimize their lifestyle following a TM(4-7). Because CVD events have been linked to lifestyle changes such as quitting smoking(8), scholars suggest that a potential TM following a cardiac event may induce the adoption of healthier lifestyle behaviors among affected patients(8, 9).

Based on existing reports, investigating cardiac events as potential TMs appears promising. It is logical to suppose that individuals might be more receptive to health behavioral messages during certain life events, a supposition confirmed in a study of cancer screening(10). Health-promoting interventions during or close to TMs might therefore be better received and thus more effective in achieving improved health behavior outcomes(6, 11-13). Potential TMs around cardiac events consequently represent an important and promising opportunity to convey lifestyle advice at the optimal moment in a healthcare trajectory. The TM concept is, however, still insufficiently developed(4, 5). A better appreciation of the factors mediating TMs could increase our understanding of the nature of motivation to change(14), as well as help guide health communication tailored to related underlying cognitions.

The experienced significance of a life event for an individual is likely to be determined by the way an event is cognitively interpreted(4, 15). This interpretation in turn determines its impact on intentions towards behavioral change and actual changes in behavior(4, 16, 17). According to a conceptual framework proposed by McBride et al.(4), an effective TM is characterized by three key cognitive characteristics: 1) an increased perception of a person’s personal risk, 2) an affective or emotional impact of an event, and 3) a redefinition of a person’s self-concept. This framework is employed as the basis of a substantial part of TM research, and efforts have been made to empirically test the applicability of the framework(18, 19). There is, however, major inconsistency in the way scholars measure

increased risk perception, affective impact, and changed self-concept(5). An example of this inconsistency can be found in two studies by McBride et al.(18, 19) in which being diagnosis of cancer was explored as a TM. The former study assessed affective impact by asking patients to rate their concern regarding colon cancer development(19), while the latter study assessed the Positive and Negative Affect Scale (PANAS)(20) as a measure of affective impact(18). Naturally, inconsistency in methodologies impacts the comparability of studies that explore potential TM events.

Differences in research methodology within TM research highlight a need for better designed and conceptually-driven studies when exploring life events as potential TMs(4, 5, 21). However, validated measures specifically designed for this purpose are still lacking. The main aim of the present study was therefore to develop and validate two scales: 1) the *Cardiac Teachable Moment Framework* scale (CardiacTM), which aims to assess whether a cardiac event fullfills the TM criteria of risk perception, affective impact, and changed self-concept, and 2) the *Cardiac-induced Lifestyle Change Intention* scale (CardiacLCI), which aims to assess whether a cardiac event actually induced a subsequent lifestyle change intention (LCI) in affected patients. This study applied the principles of scale development and validity testing as recommended by Boateng et al.(22), and consisted of: 1) item development, 2) construct development, and 3) construct evaluation.

## METHODS

### Step 1: Item development

#### *Identification of Domains and Item Generation*

Applying the guidelines formulated by Boateng et al.(22), the development of our questionnaires began with a thorough exploration of the constructs of interest. Hence, we first searched literature to explore subdomains that comprised our constructs CardiacTM (including risk perception, affective impact and changed self-concept(4)) and CardiacLCI. The search was performed in PubMed and Web of Science, using keywords described in Supplementary Material 1. Once the subdomains were defined, we generated items pertaining to these subdomains(22, 23). Whenever possible, items of existing validated measures were used as the basis for our new scales. For those constructs that lacked comparable measures, items were generated during brainstorm sessions involving the researchers (NAEV, MEK, MB). To maintain consistency, all items had to be unipolar and formulated as statements that could be assessed using a 7-point Likert scale (ranging

from strongly disagree to strongly agree, as these anchors demonstrate the most equal conceptual distance(24).

### ***Modification of items by an expert panel and a target group***

The second step in item development was to administer the scales to an expert panel in order to assess content validity(22). Six experts working in cardiac care were asked to provide qualitative feedback on the items and to rate the clarity and relevance of the items using the Content Validity Index (I-CVI) (from 1=an irrelevant item to 4=an extremely relevant item)(25). A I-CVI of  $\geq 0.80$  is recommended for sufficient content validity of an item(25).

After assessing content validity, the final step in item development was to pre-test the adjusted scales using the think-aloud method(26). In this method, members of the target population were instructed to think out loud when filling in the scales. Two patients who experienced a stroke 6 months or 2 years prior to the think-aloud session, respectively, participated the think-aloud session in the (online) presence of a researcher (NAEV). The thoughts and comments of the patients on the items was subsequently used to remove or adapt items that were unclear or difficult(26).

## **Step 2 and 3: Construct development and construct evaluation**

### ***Procedure, participants and measures***

After the initial items were developed and revised, the next step was to determine psychometric properties of the scales by asking a larger number of CVD patients to fill out the questionnaire. The questionnaire in this cross-sectional survey study was distributed online ([www.Qualtrics.com](http://www.Qualtrics.com)) and comprised the items of our newly developed scales plus additional measures to assess convergent validity(27). To explore convergent validity of the 'risk perception' items, we included the Perceived risk of a heart attack/stroke subscale from the ABCD questionnaire(28), which consists of 8 items (e.g. I feel I will suffer from a heart attack or stroke sometime during my life) with response options ranging from 1=strongly agree to 4=strongly disagree. Regarding the 'affective impact' items, we first included the 3-item ultra-brief form of the Penn State Worry Questionnaire (PSWQ)(29) (e.g. Once I start worrying, I cannot stop), with response options ranging from 1=not at all typical to 5=very typical. This shorter PSWQ version showed comparable internal consistency to the normal PSWQ, which is regarded as the gold standard when assessing worry(29). We also included the Negative Affect subscale from the PANAS short-form, a frequently used scale for assessing emotions, in which participants could indicate the extent to whether they experienced five negative emotions (e.g. Upset)(20). For the 'self-concept' items, we included the Acceptance subscale of the Illness Identity Questionnaire

(IIQ)(30) due to its relatedness to the construct. We did not explore convergent validity of the CardiacLCI-scale, because measures to capture event-induced LCI are currently lacking. All measures were initially translated to Dutch using a back-translation process with three bilingual researchers, in which original English items were first translated to Dutch by the first researcher, then back-translated to English by the second researcher, after which a third researcher compared meaningful differences between the original and back-translated items and decided on approval of the translation(31).

The anonymous link to the questionnaire was distributed through the Dutch Heart Foundation website and via an e-mail invitation to members of Harteraad, the largest Dutch CVD patient organization. Individuals were eligible to participate if they were 18 years or older, were able to read Dutch, and had suffered from any form of heart problem(s) for which they had been hospitalized. After providing online informed consent, participants were requested to keep their most recent cardiac event in mind when filling out the remaining questionnaire. The study was approved by the Medical Ethics Committee of Leiden University Medical Center in April 2020 (METC-nr 18-112).

### ***Statistical analysis***

For both scales, analyses were conducted in several steps, comprising factor validity, convergent validity (only Cardiac<sup>TM</sup>-scale) and reliability(27). We initially explored the normality of all items and removed items that visually demonstrated outliers in QQ-plots or had skewness values of  $>2$  or kurtosis values of  $>7$ (32). To deal with overfitting when using the same dataset for both Exploratory Factor Analysis (EFA) and Confirmatory Factor Analysis (CFA), we randomly divided our dataset in two mutually independent halves(22). Using the first half of the dataset, we assessed the suitability of the data for EFA based on the Kaiser-Meyer-Olkin Measure of Sampling adequacy (KMO) and Bartlett's test of sphericity(33, 34). We then conducted EFA and extracted factors using an orthogonal (Varimax) rotation approach(35). We inspected the scree plot to decide on the number of factors to be extracted and carried out iterations in EFA to identify core constituent items in each factor. Cross-loading items, items with loading  $\leq 0.30$ , and/or items with loadings with a less than 0.20 difference between factors were deleted at each iteration(36). Using the second half of the dataset, we evaluated the factor solution with CFA with maximum likelihood estimation. Standardized factor loadings were deemed as unacceptable below 0.10(37). The Chi-square ( $\chi^2$ )-index is often used to evaluate model fit, but is highly sensitive to large sample size(38). Therefore, we additionally explored two incremental fit indices (the Comparative Fit Index (CFI) and Tucker-Lewis Index (TLI)) as well as one residuals-based fit index (the Standardized Root Mean Square Residual (SRMR))(38). The CFI and TLI should exceed 0.90(39) and the SRMR should

be lower than 0.08 to indicate good model fit(38). The resulting factors were additionally tested for convergent validity with the Pearson product-moment correlation, with <0.30 demonstrating low, 0.30-0.50 medium, and >0.50 high convergent validity(40). Lastly, the internal reliability of all factors was assessed using Cronbach's  $\alpha$  coefficients with  $\alpha \geq 0.70$  as the threshold indicating sufficient reliability and  $\alpha \geq 0.80$  demonstrating good reliability(41).

## RESULTS

### Step 1: Item development

#### *Identification of Domains and Item Generation*

The subdomains identified are presented in Table 1 and the complete results of the literature search are elaborated in Supplementary Material 1. We selected and drafted 74 initial items to fully measure the broad construct Cardiac<sup>TM</sup> and 16 items to measure the construct Cardiac<sup>LCI</sup>. All items, including references to the source questionnaires, are provided in Supplementary Material 2.

**Table 1.** Identification of subdomains

<b>Cardiac<sup>TM</sup>-scale</b>	<b>Cardiac<sup>LCI</sup>-scale</b>
Risk perception	Lifestyle change intention
Perceived susceptibility and severity of CVD	Impact of event on lifestyle
Perceived susceptibility and severity of NCD	
Perceived relative risk	
Increase in risk perception after cardiac event	
Affective impact	
Level of worry	
Negative affect	
Self-concept	
Social role	
Perceived stigmatization	
Identity and lifestyle	
Future/possible self	
Feeling of self-worth	
Body image	

Note: CVD = cardiovascular diseases; NCD = non-communicable diseases

### **Modification of items by expert panel and target group**

#### *Cardiac Teachable Moment Framework scale*

The I-CVI for the clarity and relevance of items ranged from 0.50 to 1 (Supplementary Material 3). Items 4, 14, 15, 40-42, 55-58, 68, and 73 were deleted based on I-CVI values <0.80. Qualitative feedback from experts resulted in the revision of items 6, 8, 16, 17, 19-21, 45, 48, 64, 69 and 71 to improve readability, and the addition of two items to better capture the constructs (e.g. Since my cardiac event, I feel more often down).

The qualitative feedback from the patients during the think-aloud sessions resulted in the additional deletion of item 3, 22, 23, 42 and 67 because they were difficult to understand or overlapped with similar items. Furthermore, it resulted in changes to the phrasing of items 9, 13, 18, 25, 28 and 67 in order to increase readability, such as the removal of double negatives. For example, item 'I think my chances that I will experience lifestyle-related diseases in the next ten years are low' was rephrased into 'I think my chances (...) are high'. Additionally, all items that contained the phrase 'since my heart incident' were rephrased into 'due to my heart incident', in order to optimally capture whether a change could be annotated to the cardiac event itself. The resulting 59-item scale is presented in Supplementary Material 4.

#### *Cardiac-induced Lifestyle Change Intention scale*

The I-CVI rating for clarity and relevance caused the elimination of three items (5, 11, 15)(25) from the CardiacLCI-scale. Qualitative feedback by experts led to the modification of items 10 and 13 in order to further improve the scale. Following the expert's recommendations, we added two items (e.g. I sometimes think about improving my lifestyle).

The think-aloud sessions on the improved list of 15 items led to a final revision in which the formulation of items 1, 2 and 8 was adjusted to increase readability. Items 9 and 14 were removed to lower possible annoyance due item repetition. Finally, two items were added because one patient felt there was no opportunity to report the conditions already living a healthy lifestyle and being tempted by unhealthy behaviors. The resulting 15-item scale is presented in Supplementary Material 4.

## **Step 2 and 3: Construct development and construct evaluation**

### ***Patient characteristics***

The link to the online questionnaire was send to 2606 patients who experienced a cardiac event, of which 625 patients provided us with valid responses (24%). Sociodemographic characteristics of the sample are presented in Table 2. The average age of our sample

was 58.5 (SD = 9.9), and the majority of our sample was male (63%), lived together with a partner (73%), had completed higher education (46%), and was hospitalized for heart rhythm disorder as their most recent cardiac event (29%). The dataset was initially divided random halves to perform EFA (n = 300) and CFA (n = 325).

**Table 2.** Sociodemographic characteristics of the complete sample (n=625)

<b>Characteristic</b>	<b>Mean (SD)</b>	
<b>Age</b>	58.5 (9.9)	
	<b>Frequency (n)</b>	<b>Percentage (%)</b>
<b>Gender</b>		
Female/male	228/394	37/63
<b>Living situation</b>		
Living alone/cohabiting	213/604	25/73
<b>Education</b>		
Low/middle/high	127/208/290	20/33/46
<b>Most recent cardiac event</b>		
Angina pectoris	112	18
Myocardial infarction	126	20
Heart failure	78	13
Heart valve disease	44	7
Heart rhythm disorder	179	29
Cardiomyopathy	21	3
Vascular disease	109	17
Stroke	19	3
<b>Time from most recent event</b>		
<6 months ago	119	19
6-12 months ago	75	12
1-3 years ago	152	25
3-10 years ago	198	32
>10 years ago	77	12

*Note.* Total percentages can deviate from 100% due to rounded numbers. Low education = no, elementary or vocational education; middle education = higher general or secondary vocational education; high education = higher professional and scientific education.

### ***Cardiac Teachable Moment Framework scale***

#### *Exploratory Factor Analysis*

Of the 59 items, presented in Supplementary Material 4, two (3, 11) were removed based on skewness/kurtosis values  $<2$ . The KMO (0.84) and significant Bartlett's test of sphericity ( $\chi^2$  (1378,  $N = 300$ ) = 6617;  $p < 0.001$ ) indicated that data from the first half of the dataset were acceptable for factor analysis(33). Next, seventeen items (4, 5, 7, 13, 32, 33, 37-40, 45, 46, 52-54, 58, 59) were removed from the dataset because they consistently showed communalities below  $<0.30$ , indicating that they possibly not load sufficiently on any factor. The new EFA showed that nine factors had eigenvalues over Kaiser's criterion 1. Based on the scree plot (Supplementary Material 5), a three to seven factor solution seemed suitable. Further inspection of the item loadings revealed that six factors best fitted the data. Finally, twelve items (16, 17, 18, 21, 23, 34, 41-44, 50, 51) were iteratively removed iteratively due to cross-loading or loading on the wrong factor. The resulting six-factor structure (Table 3; Supplementary Material 6), which explained 61.0% of the variance, consisted of an 8-item Affective impact, a 5-item Perceived risk CVD, a 4-item Perceived risk non-communicable diseases (NCD), a 5-item Changed self-concept, a 3-item CVD group identity, and a 3-item Anticipated regret-factor. The correlations between these factors were small to medium (0.04 - 0.42) (Table 4).

**Table 3.** Rotated Factor Matrix of the Cardiactm-scale

Item	Factor					
	1. Affective impact	2. Perceived risk CVD	3. Changed self-concept	4. CVD group identity	5. Perceived risk NCD	6. Anticipated regret
1. When I begin to worry about my heart, I cannot stop worrying.	<b>0.74</b>	0.02	0.13	-0.12	0.04	0.15
2. I am worried about having health problems in the future.	<b>0.59</b>	0.24	0.16	0.00	0.11	0.12
3. When I begin to worry about my health, I cannot stop worrying.	<b>0.70</b>	0.02	0.05	-0.07	0.04	0.17
4. The concerns I have about my cardiac event influence my emotions.	<b>0.78</b>	0.23	0.17	0.19	0.05	0.08
5. The concerns I have about my cardiac event influence my daily life.	<b>0.71</b>	0.19	0.09	0.24	0.09	0.01
6. Due to my cardiac event, I become more easily emotional.	<b>0.82</b>	0.05	-0.01	0.20	0.05	0.04
7. Due to my cardiac event, I am more often anxious	<b>0.86</b>	0.09	0.03	0.14	0.04	0.09
8. Due to my cardiac event, I feel more often down	<b>0.81</b>	0.09	-0.07	0.09	0.05	0.03
9. It is likely that I will experience a/another heart attack or stroke at some point in my life.	0.12	<b>0.84</b>	-0.03	0.06	0.09	0.10
10. I think my chances of having a/another heart attack or stroke in the next ten years are high.	0.11	<b>0.86</b>	-0.05	0.04	0.11	0.08
11. With my lifestyle as is, I think my chances of having another heart attack or stroke are small.	-0.02	<b>-0.49</b>	0.15	-0.01	-0.14	0.03
12. I think my chances of having another heart attack or stroke are higher than those of other people my age and weight.	0.17	<b>0.66</b>	0.14	0.13	0.23	0.01
13. Due to my cardiac event, I rate my risk of a/another heart attack or stroke as higher.	0.24	<b>0.68</b>	0.06	0.04	0.18	0.07
14. My role as partner/significant other has become more important to me, due to my cardiac event.	0.12	-0.12	<b>0.65</b>	-0.09	0.07	0.06
15. My role as parent has become more important to me, due to my cardiac event.	0.20	0.03	<b>0.70</b>	0.07	0.03	0.12

Table 3. (continued)

Item	Factor					
	1. Affective impact	2. Perceived risk CVD	3. Changed self-concept	4. CVD group identity	5. Perceived risk NCD	6. Anticipated regret
16. Due to my cardiac event, I realize more how important I am to my loved ones.	0.02	0.07	<b>0.79</b>	0.05	-0.03	0.09
17. Due to my cardiac event, I realize how precious life is.	0.01	-0.02	<b>0.65</b>	0.24	-0.06	0.19
18. Due to my cardiac event, I value myself more.	0.00	-0.04	<b>0.51</b>	0.27	-0.04	0.01
19. I don't feel connected to other heart patients.	-0.10	-0.04	-0.15	<b>-0.77</b>	0.03	-0.08
20. Due to my cardiac event, I feel more connected to other heart patients.	0.13	0.08	0.13	<b>0.92</b>	0.01	0.10
21. I feel a kinship with other heart patients.	0.18	0.12	0.10	<b>0.80</b>	0.00	0.14
22. It is likely that I will experience lifestyle-related diseases at some point in my life.	0.03	0.12	0.04	-0.04	<b>0.92</b>	0.05
23. I think my chances that I will experience lifestyle-related diseases in the next ten years are high.	0.04	0.16	0.02	-0.04	<b>0.92</b>	0.04
24. Should I continue with my lifestyle as is, I expect to experience health problems.	0.11	0.16	-0.10	-0.02	<b>0.51</b>	0.11
25. I think my chances of having lifestyle-related diseases are higher than those of other people my age and gender.	0.11	0.28	0.04	0.08	<b>0.51</b>	-0.05
26. Due to my cardiac event, I feel worse about myself if I don't exercise.	0.19	0.02	0.03	0.03	0.07	<b>0.80</b>
27. Due to my cardiac event, I feel worse about myself if I don't take time to relax.	0.19	0.07	0.20	0.14	0.03	<b>0.75</b>
28. Due to my cardiac event, I feel worse about myself if I don't eat healthily.	0.10	0.10	0.26	0.17	0.06	<b>0.70</b>

Note. Extraction Method: Principal Axis Factoring. Rotation Method: Varimax with Kaiser Normalization. CVD = cardiovascular diseases; NCD = non-communicable diseases

**Table 4.** Inter-factor correlations of the CardiacTM-scale

	Affective impact	Perceived risk CVD	Changed self-concept	CVD group identity	Perceived risk NCD	Anticipated regret
Affective impact	1					
Perceived risk CVD	0.38**	1				
Changed self-concept	0.25**	0.04	1			
CVD group identity	0.21**	0.16**	0.38**	1		
Perceived risk NCD	0.26**	0.42**	-0.02	0.01	1	
Anticipated regret	0.31**	0.08**	0.29**	0.27**	0.14**	1

Note. Pearson correlation. \*Correlation is significant at the 0.05 level (2-tailed). \*\*Correlation is significant at the 0.01 level (2-tailed).

CVD = cardiovascular diseases; NCD = non-communicable diseases

#### *Confirmatory factor analysis*

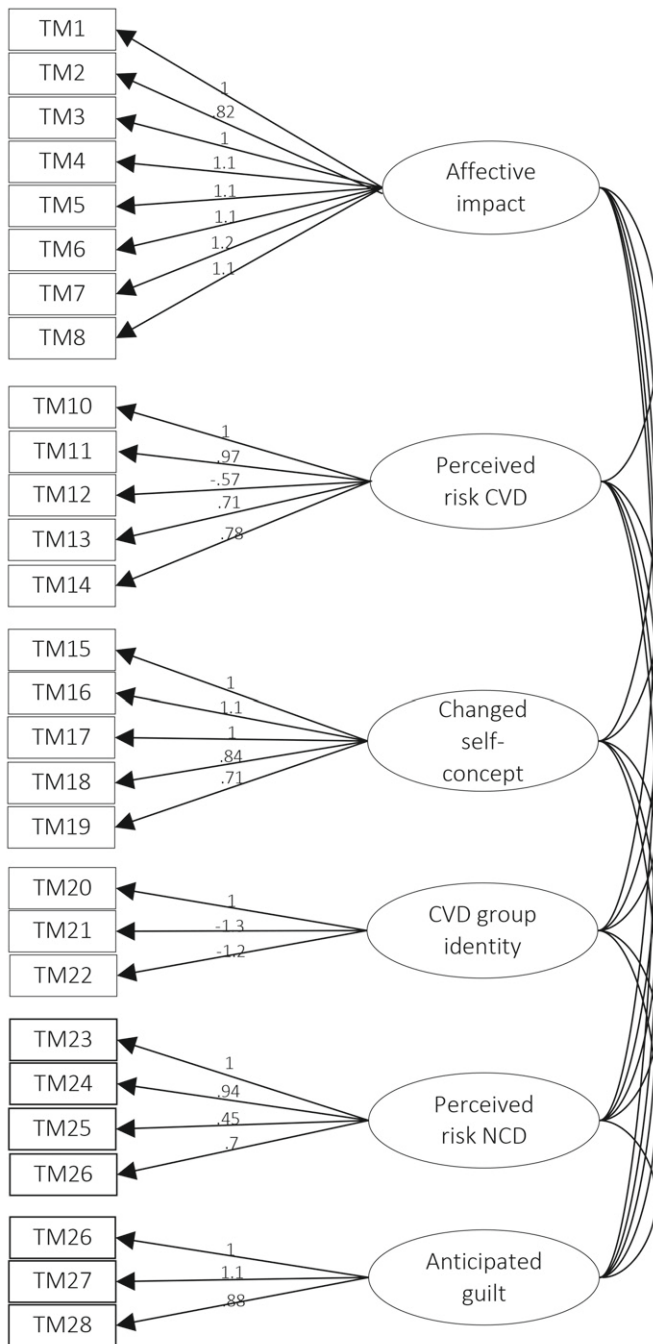
CFA on the six-factor structure is presented in Figure 1. All standardized factor loadings ranged between 0.45 - 1.3 which is deemed acceptable. The  $\chi^2$ -value of 850.80 (df = 335) was statistically significant ( $p < 0.001$ ). The goodness-of-fit statistics showed a CFI = 0.87 and a TLI = 0.85. Lastly, the SRMR value = 0.07 indicated adequate model fit.

To explore whether the six-factor structure had a better fit than the original intended three-factor structure, following the proposed framework of McBride et al.(4), we additionally performed CFA on the three-factor structure. Results showed a significant lower model fit compared to the six-factor structure (df = 347;  $\chi^2 = 1699.00$ ,  $p < 0.001$ ; CFI = 0.66; TLI = 0.62; SRMR = 0.11).

#### *Convergent validity*

The results demonstrated moderate to high Pearson correlations (Table 5) of our factors with validated measures of related constructs, indicating that the newly developed scale showed good convergent validity. For example, the factor Affective impact demonstrated high convergent validity with the Negative Affect scale of the PANAS ( $r = 0.59$ ;  $p < 0.01$ ) and the PSWQ ( $r = 0.74$ ;  $p < 0.01$ ), and the factor Changed self-concept showed high convergent validity with the Acceptance scale of the IIQ ( $r = 0.67$ ;  $p < 0.01$ ). Only the factor Anticipated regret demonstrated lower convergent validity ( $r < 0.30$ ) with all comparison measures.

**Figure 1.** Standardized factor loadings of the six-factor structure with maximum likelihood estimation



**Table 5.** Convergent validity between factors from CardiacTM-scale and comparison measures

Validated measures for convergent validity	Factors from CardiacTM-scale					
	Affective impact	Perceived risk CVD	Changed self-concept	CVD group identity	Perceived risk NCD	Anticipated regret
PANAS NA	0.59**	0.22**	0.20**	0.11*	0.11**	0.29**
PSWQ	0.74**	0.23**	0.13**	0.10**	0.16**	0.26**
ABCD	0.40**	0.69**	0.07	0.07	0.39**	0.14**
IIQ	0.13**	-0.04	0.67**	0.35**	-0.05	0.22**

\*Correlation is significant at the 0.05 level (2-tailed). \*\*Correlation is significant at the 0.01 level (2-tailed). CVD = cardiovascular diseases; NCD = non-communicable diseases

### Reliability

The internal consistency (Cronbach's alpha) was excellent for the factor *Affective impact* ( $\alpha = 0.93$ ), and good for the factors *Perceived risk CVD* ( $\alpha = 0.86$ ), *Perceived risk NCD* ( $\alpha = 0.83$ ), *Changed self-concept* ( $\alpha = 0.80$ ), *CVD group identity* ( $\alpha = 0.87$ ), and *Anticipated regret* ( $\alpha = 0.81$ ). The complete CardiacTM-scale demonstrated good internal consistency ( $\alpha = 0.88$ ).

### Cardiac-induced Lifestyle Change Intention scale

#### Exploratory Factor Analysis

Of the 15 items of the CardiacLCI-scale, presented in Supplementary Materials 4, two (2 and 11) were initially removed based on non-normality. The resulting 13 items showed good sample adequacy and suitability for EFA (KMO = 0.85; Bartlett's test of sphericity  $p < 0.001$ ) when applied to the first half of the dataset. Results of the PAF showed that two factors had eigenvalues over Kaiser's criterion of 1. Item 10 was subsequently removed based on a communality value of  $< 0.3$ , and item 6 was removed because of cross-loadings  $< 0.2$ . The final two-factor structure (Table 6; Supplementary Material 6) explained 51.5% of the variance and consisted of a 7-item Event-related lifestyle change factor and a 4-item General healthy lifestyle factor. The inter-factor correlation was small but significant ( $r = 0.21$ ;  $p < 0.01$ ).

**Table 6.** Rotated Factor Matrix of the CardiacLCI-scale

Item	Factor	
	<b>1. Event-related lifestyle change</b>	<b>2. General healthy lifestyle</b>
1. I am working hard on improving my lifestyle.	<b>0.58</b>	0.01
2. I have made positive changes to my lifestyle.	<b>0.71</b>	0.13
3. Due to my cardiac event, I feel the urge to live a healthy lifestyle more.	<b>0.72</b>	0.07
4. Due to my cardiac event, I allow myself more time to live a healthy lifestyle.	<b>0.75</b>	0.35
5. My cardiac event convinced me that a healthy lifestyle is important for me.	<b>0.78</b>	0.09
6. I live a healthier lifestyle now compared to before my cardiac event.	<b>0.81</b>	0.11
7. I think of my cardiac event as the start to a new phase in my life.	<b>0.62</b>	-0.05
8. I am always motivated to live a healthy lifestyle.	0.18	<b>0.71</b>
9. As far as I am concerned, my lifestyle is fine as is.	0.02	<b>0.64</b>
10. I usually live a healthy lifestyle.	0.23	<b>0.67</b>
11. I am easily tempted to do unhealthy things.	0.09	<b>-0.69</b>

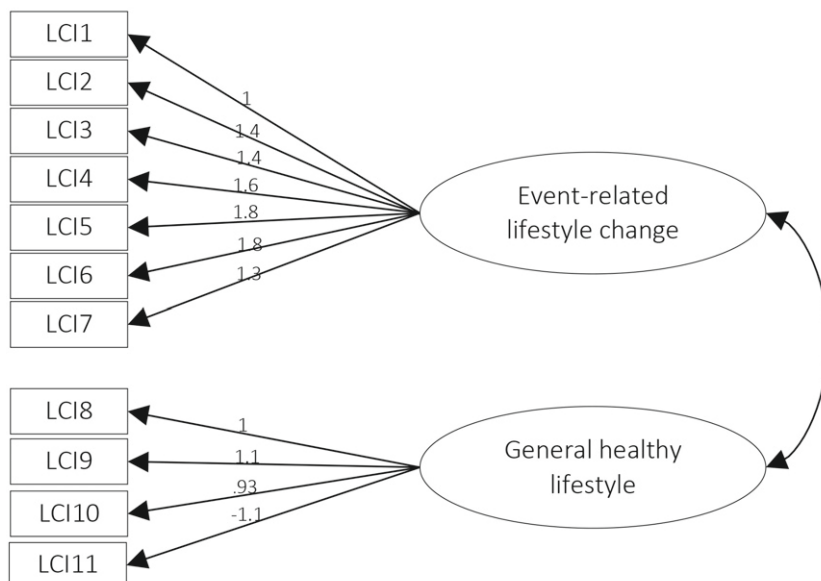
### *Confirmatory Factor Analysis*

Standardized factor loadings of the two-factor structure with maximum likelihood estimation ranged from 0.93 to 1.8 (Figure 2), which are deemed sufficient. A  $\chi^2$ -value of 1347.27 ( $df = 55$ ,  $p < 0.001$ ) suggested poor model fit. However, the goodness-of-fit statistics of the two-factor structure demonstrated an adequate model fit, based on CFI = 0.92 and TLI = 0.90. The SRMR value of 0.08 was slightly below but near to the cut-off score of  $\leq 0.08$  for adequate model fit. To test the relevance of multiple factors, we performed a CFA on a one-factor structure and found a substantially poorer fit ( $df = 55$ ;  $\chi^2 = 1347.27$ ,  $p < 0.001$ ; CFI = 0.71; TLI = 0.63; SRMR = 0.14).

### *Reliability*

The internal consistency (Cronbach's alpha) was good for *Event-related lifestyle change* ( $\alpha = 0.86$ ) and sufficient for *General healthy lifestyle* ( $\alpha = 0.76$ ). The complete CardiacLCI-scale demonstrated good internal consistency ( $\alpha = 0.81$ ).

**Figure 2.** Standardized factor loadings of the two-factor structure with maximum likelihood estimation



*Association between factors of the two scales*

We additionally explored the association between factors of the CardiacTM-scale and factors of the CardiacLCI-scale. All partial correlations between factors of the scales, controlled for age and gender, are presented in Table 7. These results suggest low to high correlations between the factors of the CardiacTM-scale and *Event-related lifestyle change*, of which *Changed self-concept* ( $r = 0.55$ ;  $p < 0.01$ ) and *Anticipated regret* ( $r = 0.45$ ;  $p < 0.01$ ) had the highest correlations. The correlations to the *General healthy lifestyle* factor were slightly lower, yet mostly significant. *Perceived risk NCD* has the highest (negative) correlation to this factor ( $r = -0.21$ ;  $p < 0.01$ ).

**Table 7.** Partial correlation between factors from CardiacTM-scale and CardiacLCI-scale

Factors of CardiacLCI	Factors of CardiacTM					
	Affective impact	Perceived risk CVD	Changed self-concept	CVD group identity	Perceived risk NCD	Anticipated regret
Event-related lifestyle change	0.20**	0.09*	0.55**	0.27**	0.02	0.45**
General healthy lifestyle	-0.12**	-0.05	0.14**	0.11**	-0.21**	0.12**

Note. Controlled for age and gender. \* Correlation is significant at the 0.05 level (2-tailed). \*\* Correlation is significant at the 0.01 level (2-tailed).

CVD = cardiovascular diseases; NCD = non-communicable diseases

## DISCUSSION

In the time window following an acute cardiovascular disease (CVD) event, a patient may be more receptive to health behavior advice and more driven to adopt risk-reducing health behaviors(5, 8, 9, 13). The objective of this study was to develop two valid and reliable scales that can be used to conduct empirical research on teachable moments (TMs) in the context of cardiometabolic disorders. The content and construct (factorial) validity of both newly developed scales appeared to be strong. Furthermore, the scales showed good internal consistency reliability and relatively small inter-factor correlations, which confirmed that the factors derived from the factor analyses show meaningful distinctive ability while being intended to measure the same constructs. The types of validity and reliability testing used made it possible to identify and select those items with the best psychometric behaviors.

The first Cardiac Teachable Moment Framework (CardiacTM) scale was developed as a measure to capture whether a cardiac event meets TM characteristics within patients (i.e. affective impact, risk perception, changed self-concept(4)). The final scale consisted of six distinct and reliable (internally consistent) factors, and demonstrated sufficient construct validity and good convergent validity. In total, the scale explained 61.0% of the variance, indicating a good ability to capture variance in perceiving a cardiac event as a TM. The first factor, termed *Affective impact*, consisted of most items that were initially drafted for the affective impact part of the TM framework described by McBride et al.(4). The high association with the Negative Affect scale of the PANAS(20) and the PSWQ(29) provided good evidence that the items sufficiently captured this cognitive antecedent of a TM event.

Items that were initially drafted in relation to risk perception, the second concept of the TM framework(4), appeared to subdivide across two distinct factors; *Perceived risk CVD* and *Perceived risk non-communicable diseases (NCD)*. Although CVD and other NCDs share many risk factors(42), patients may differentiate the respective risks. We found that patients who were more aware of their cardiac risk were also more likely to adopt risk-reducing health behaviors after their cardiac event. This positive effect of perceived CVD risk was also noticed by Everett et al.(43), who showed that patients with increased risks perception were more likely to adhere to cardiac rehabilitation. These findings may have important implications for the promotion of accurate risk perception in cardiac care.

Items generated for the third concept of the TM framework(4), a change in self-concept, appeared to subdivide across three distinct factors. This finding is in accordance with previous studies which have defined self-concept as a broad and comprehensive

construct(4, 44). The factor *Changed self-concept* comprised items on changes in one's sense of self and meaningfulness, as well as in the importance of certain social roles in life. Hence, we deem this factor to be conceptually the closest to the intended factor of the TM framework(4). According to the Social Cognitive Theory, the interpersonal or relational self can instill motivation to adhere to the wishes of salient others(45). Someone's health behaviors can thus be influenced by an assessment of the importance of social roles to a person(46). We also found evidence for this phenomenon in the high association between *Changed self-concept* and *Event-related lifestyle change* in the current study, as well as in our previous work(7).

Another identified factor was termed *CVD group identity* and consisted of items related to being part of the group of cardiovascular disease patients. A health event can shift someone's perceived identity towards being an ill person(47), and perceiving an illness as part of one's own identity is in turn associated with optimal disease management behaviors(48). An identity shift towards being a CVD patient may increase personal notions of the importance of adopting healthy behaviors, exactly because these behaviors are part of the accepted disease management guidelines. In order to facilitate a TM effect on behavioral change, cardiac rehabilitation programs could therefore place more emphasis on promoting the adoption of a CVD patient identity among their patients.

The final factor, termed *Anticipated regret*, comprised items that ask about perceived feelings of self-regret when partaking in a risk behavior (i.e. lack of exercise, unhealthy eating or not allowing time for relaxation). Evidence supporting the effect of anticipated regret on health behaviors comes from a large meta-analysis, in which a strong association was found between anticipated regret after not participating in a protective health behavior and engaging in that behavior(49). Surprisingly, we were obliged to remove the risk behaviors smoking and alcohol consumption based on the factor analysis, which may be partly due to the relatively low number of smokers (5%) and consumers of alcohol (65%) in our sample. However, the process of cognitive dissonance reduction(50) might also play a role here. According to cognitive dissonance theory, an individual may justify harmful behaviors to themselves in order to decrease cognitive dissonance, a state of mental discomfort that results from concurrent but mutually inconsistent ideas or beliefs(51). As cognitive dissonance has been instrumental in explaining addictive behaviors(52, 53), it may well be worthwhile to further investigate its role on smoking and alcohol consumption following a cardiometabolic diagnosis.

The second scale in the current study, the Cardiac-induced Lifestyle Change Intention (CardiacLCI)-scale, also appeared to be a reliable measurement tool with sufficient content

and construct validity. The scale captured 51.5% of the variance in event-induced LCI, a figure comparable to similar scales that measure health behavior change(28, 54). Two distinct and reliable factors could be identified. The first factor, termed *Event-related lifestyle change*, comprised items that measure whether lifestyle change, if it occurs, was specifically instigated by the cardiac event. The relatively robust associations between this factor and factors of the CardiacTM-scale, provides supports our conclusion that truly captured the mechanism of TM in both scales. The other factor, termed *General healthy lifestyle*, comprised items that captured the more stable attitudes towards healthy behavior within patients, those less affected by the event itself. As health behaviors are relatively stable throughout the life course(55), it is possible that patients with high scores on this factor were already living a healthy lifestyle prior to their cardiac event.

Although the current study provides preliminary support for the validity of the two scales, there are two important points that require consideration. First, although stressful health events such as a disease diagnosis are primarily linked to TMs(56), positive life events such as pregnancy are also associated with sudden lifestyle changes(57). It is therefore an open question whether affective impact only comprises negative emotions (such as worry and fear) or whether emotions related to positive events (such as being grateful or enthusiastic) also facilitate the TM mechanism. Future studies should consider to also incorporating positive affect when exploring the role of affective impact on behavioral change after life events. Furthermore, according to McBride et al.(4) someone's perceived consequences of engaging in a certain risk behavior, i.e. the expected outcomes, are an important part of the construct risk perception as well as in behavior change theories(58). Although we initially included items that aimed to capture the expected outcomes of health behaviors, these items were deleted based on the factor analysis. During a future optimization of the CardiacTM-scale, this construct thus warrants further attention.

### **Future perspectives**

The current study has important implications both for research and for cardiometabolic healthcare. As scholars have previously stressed the importance of validated measurement tools within TM research(5, 14), the scales developed in this study may lay the foundation for future research on TMs. Adapted versions of our scales could be employed to explore the potential and underlying mechanisms of life events as TMs, both of which are important to deepening our knowledge concerning life events and behavioral change mechanisms(5). Second, the scales are a first step in the further recognition and utilization of TMs in cardiac and other non-communicable healthcare. Research shows that potential TMs in healthcare more often lead to behavioral change when supported by an appropriate response from

healthcare professionals(6, 11). Clinicians could therefore employ the scales in a simplified manner during potential TM situations in order to support and guide the conversation with their patients regarding lifestyle change and appropriate follow-up. In summary, in light of the current findings we recommend that the concepts and measurements of behavior change around life events, and related psychological mechanism, should be further developed.

### **Strengths and limitations**

This study has both strengths and limitations. In our view, the primary strength of this study was the use of a theoretical framework(4) during the development of the CardiacTM-scale. A second strength was the use of development stages, as recommended by Boateng et al.(22), including item development, construct development, and construct evaluation stages. Third, the development of scales in collaboration with an expert panel and representatives of the target population resulted in scales that are relatively easy to understand and administer(59). Fourth, rather than solely focusing on one type of validity, our exploration of several types provided us with information on multiple important psychometric properties. Finally, our patient sample consisted of a heterogeneous group with diverse sociodemographic characteristics, suggesting that our results are likely to be generalizable to the broader CVD patient population.

The most important limitation of our study was that we did not fully reach the threshold for good model fit in both scales, although some scholars suggest that statistics slightly below the threshold are sufficient. Another limitation was the use of a cross-sectional design, which precluded the exploration of other tests such as test-retest reliability(22). A third limitation was the relatively small sample size, although the sample was sufficient for scale development(22, 60, 61). A fourth limitation was that the effect of time since most recent cardiac event was not taken into account. As TMs may be time-dependent, future studies should consider exploring the time factor around TMs. The final limitation was the relatively young average age (59 years) of our sample population. As younger individuals may face different challenges compared to older individuals, some scholars recommend treating younger cardiac patients as a specific population(62).

### **Conclusion**

We developed two scales for the purposes of TM research and provide evidence supporting the reliability and validity of these scales. These easy-to-administer scales can be used by researchers to gain a better understanding of life events as potential TMs, as well as by clinicians to foster a conversation about lifestyle during cardiac rehabilitation or following other life events.

## REFERENCES

1. Roth GA, Mensah GA, Johnson CO, Addolorato G, Ammirati E, Baddour LM, et al. Global Burden of Cardiovascular Diseases and Risk Factors, 1990-2019. *Journal of the American College of Cardiology*. 2020;76(25):2982-3021.
2. (IHME) IfHMaE. Findings from the Global Burden of Disease Study 2017. In: IHME, editor. Seattle, WA 2018.
3. Global burden of 87 risk factors in 204 countries and territories, 1990-2019: a systematic analysis for the Global Burden of Disease Study 2019. *Lancet*. 2020;396(10258):1223-49.
4. McBride CM, Emmons KM, Lipkus IM. Understanding the potential of teachable moments: the case of smoking cessation. *Health Educ Res*. 2003;18(2):156-70.
5. Lawson PJ, Flocke SA. Teachable moments for health behavior change: A concept analysis. *Patient Educ Couns*. 2009;76(1):25-30.
6. Flocke SA, Clark E, Antognoli E, Mason MJ, Lawson PJ, Smith S, et al. Teachable moments for health behavior change and intermediate patient outcomes. *Patient Educ Couns*. 2014;96(1):43-9.
7. Brust M, Gebhardt WA, Numans ME, Kieft-de Jong JC. The COVID-19 Crisis as a Teachable Moment for Lifestyle Change in Dutch Cardiovascular Disease Patients. *Front Psychol*. 2021;12:678513.
8. Tofler GH, May R, Bartrop R, Kirkness A, Glinatsis H, de Burgh S. Acute Coronary Syndrome as a Teachable Moment for Smoking Cessation. *J Smok Cess*. 2015;10(1):5-11.
9. Coull A, Pugh G. Maintaining physical activity following myocardial infarction: a qualitative study. *BMC Cardiovascular Disorders*. 2021;21(1):105.
10. Stevens C, Vrinten C, Smith SG, Waller J, Beeken RJ. Acceptability of receiving lifestyle advice at cervical, breast and bowel cancer screening. *Prev Med*. 2019;120:19-25.
11. Cohen DJ, Clark EC, Lawson PJ, Casucci BA, Flocke SA. Identifying teachable moments for health behavior counseling in primary care. *Patient Educ Couns*. 2011;85(2):E8-E15.
12. Flocke SA, Step MM, Antognoli E, Lawson PJ, Smith S, Jackson B, et al. A randomized trial to evaluate primary care clinician training to use the Teachable Moment Communication Process for smoking cessation counseling. *Prev Med*. 2014;69:267-73.
13. Karvinen K, Bruner B, Truant T. The Teachable Moment After Cancer Diagnosis: Perceptions From Oncology Nurses. *Oncol Nurs Forum*. 2015;42(6):602-9.
14. Schnoll RA, Wileyto EP, Leone FT, Langer C, Lackman R, Evans T. Is a cancer diagnosis a teachable moment for the patient's relative who smokes? *Cancer Causes Control*. 2013;24(7):1339-46.
15. Gropper H, John J, Sudeck G, Thiel A. The impact of life events and transitions on physical activity: A scoping review. *PLoS One*. 2020;15:e0234794.
16. Smollan R. Minds, hearts and deeds: Cognitive, affective and behavioural responses to change. *Journal of Change Management*. 2006;6.
17. Schlossberg N. The challenge of change: The transition model and its applications. *Journal of Employment Counseling*. 2011;48.
18. McBride CM, Blocklin M, Lipkus IM, Klein WMP, Brandon TH. Patient's lung cancer diagnosis as a cue for relatives' smoking cessation: evaluating the constructs of the teachable moment. *Psycho-Oncol*. 2017;26(1):88-95.
19. McBride CM, Puleo E, Pollak KI, Clipp EC, Woolford S, Emmons KM. Understanding the role of cancer worry in creating a "teachable moment" for multiple risk factor reduction. *Social Science & Medicine*. 2008;66(3):790-800.
20. Thompson ER. Development and Validation of an Internationally Reliable Short-Form of the Positive and Negative Affect Schedule (PANAS). *Journal of Cross-Cultural Psychology*. 2007;38(2):227-42.
21. Rabin C. Promoting Lifestyle Change Among Cancer Survivors: When Is the Teachable Moment? *Am J Lifestyle Med*. 2009;3(5):369-78.
22. Boateng GO, Neilands TB, Frongillo EA, Melgar-Quinonez HR, Young SL. Best Practices for Developing and Validating Scales for Health, Social, and Behavioral Research: A Primer. *Frontiers in Public Health*. 2018;6.

23. Hinkin TR. A review of scale development practices in the study of organizations. *Journal of Management*. 1995;21(5):967-88.
24. Casper WC, Edwards BD, Wallace JC, Landis RS, Fife DA. Selecting response anchors with equal intervals for summated rating scales. *J Appl Psychol*. 2020;105(4):390-409.
25. Zamanzadeh V, Ghahramanian A, Rassouli M, Abbaszadeh A, Alavi-Majd H, Nikanfar AR. Design and Implementation Content Validity Study: Development of an instrument for measuring Patient-Centered Communication. *J Caring Sci*. 2015;4(2):165-78.
26. Charters E. The use of think-aloud methods in qualitative research an introduction to think-aloud methods. *Brock Education Journal*. 2003;12(2).
27. Bolarinwa OA. Principles and methods of validity and reliability testing of questionnaires used in social and health science researches. *The Nigerian postgraduate medical journal*. 2015;22(4):195-201.
28. Woringer M, Nielsen JJ, Zibarras L, Evason J, Kassianos AP, Harris M, et al. Development of a questionnaire to evaluate patients' awareness of cardiovascular disease risk in England's National Health Service Health Check preventive cardiovascular programme. *BMJ Open*. 2017;7(9):10.
29. Berle D, Starcevic V, Moses K, Hannan A, Milicevic D, Sammut P. Preliminary Validation of an Ultra-brief Version of the Penn State Worry Questionnaire. *Clin Psychol Psychother*. 2011;18(4):339-46.
30. Oris L, Rassart J, Prikken S, Verschueren M, Goubert L, Moons P, et al. Illness Identity in Adolescents and Emerging Adults With Type 1 Diabetes: Introducing the Illness Identity Questionnaire. *Diabetes Care*. 2016;39(5):757-63.
31. Brislin RW. Back-Translation for Cross-Cultural Research. *Journal of Cross-Cultural Psychology*. 1970;1(3):185-216.
32. Kim H-Y. Statistical notes for clinical researchers: assessing normal distribution (2) using skewness and kurtosis. *Restor Dent Endod*. 2013;38(1):52-4.
33. Watkins MW. Exploratory Factor Analysis: A Guide to Best Practice. *Journal of Black Psychology*. 2018;44(3):219-46.
34. Kaiser HF. An index of factorial simplicity. *Psychometrika*. 1974;39(1):31-6.
35. Tabachnick BG, Fidell LS. Using multivariate statistics, 5th ed. Boston, MA: Allyn & Bacon/Pearson Education; 2007. xxvii, 980-xxvii, p.
36. Howard MC. A Review of Exploratory Factor Analysis Decisions and Overview of Current Practices: What We Are Doing and How Can We Improve? *International Journal of Human-Computer Interaction*. 2016;32(1):51-62.
37. Nagy G, Brunner M, Lütke O, Greiff S. Extension Procedures for Confirmatory Factor Analysis. *The Journal of Experimental Education*. 2017;85(4):574-96.
38. Hu Lt, Bentler PM. Cutoff criteria for fit indexes in covariance structure analysis: Conventional criteria versus new alternatives. *Structural Equation Modeling: A Multidisciplinary Journal*. 1999;6(1):1-55.
39. Kline RB. Principles and practice of structural equation modeling: Guilford publications; 2015.
40. Cohen J. Set Correlation and Contingency Tables. *Applied Psychological Measurement*. 1988;12(4):425-34.
41. Cortina JM. What is coefficient alpha? An examination of theory and applications. *Journal of Applied Psychology*. 1993;78(1):98-104.
42. Peters R, Ee N, Peters J, Beckett N, Booth A, Rockwood K, et al. Common risk factors for major noncommunicable disease, a systematic overview of reviews and commentary: the implied potential for targeted risk reduction. *Ther Adv Chronic Dis*. 2019;10:2040622319880392.
43. Alqahtani JS, Oyelade T, Aldahair AM, Alghamdi SM, Almehmadi M, Alqahtani AS, et al. Prevalence, Severity and Mortality associated with COPD and Smoking in patients with COVID-19: A Rapid Systematic Review and Meta-Analysis. *PLoS One*. 2020;15(5):e0233147.
44. Bergner RM, Holmes JR. Self-concepts and self-concept change: A status dynamic approach. *Psychotherapy: Theory, Research, Practice, Training*. 2000;37(1):36-44.
45. Bandura A. Health promotion from the perspective of social cognitive theory. *Psychol Health*. 1998;13(4):623-49.
46. Stets J, Trettevik. 3 Emotions in Identity Theory. 2020.

47. Feig DS, Chen E, David Naylor C. Self-perceived health status of women three to five years after the diagnosis of gestational diabetes: A survey of cases and matched controls. *American Journal of Obstetrics and Gynecology*. 1998;178(2):386-93.
48. Van Bulck L, Goossens E, Luyckx K, Oris L, Apers S, Moons P. Illness Identity: A Novel Predictor for Healthcare Use in Adults With Congenital Heart Disease. *J Am Heart Assoc*. 2018;7(11):12.
49. Brewer NT, DeFrank JT, Gilkey MB. Anticipated regret and health behavior: A meta-analysis. *Health psychology : official journal of the Division of Health Psychology, American Psychological Association*. 2016;35(11):1264-75.
50. Festinger L. *A theory of cognitive dissonance*: Stanford university press; 1957.
51. Orcullo DJC, Teo HS, editors. *Understanding cognitive dissonance in smoking behaviour: A qualitative study*2016.
52. Fotuhi O, Fong GT, Zanna MP, Borland R, Yong HH, Cummings KM. Patterns of cognitive dissonance-reducing beliefs among smokers: a longitudinal analysis from the International Tobacco Control (ITC) Four Country Survey. *Tob Control*. 2013;22(1):52-8.
53. Chiou WB, Wan CS. Using cognitive dissonance to induce adolescents' escaping from the claw of online gaming: the roles of personal responsibility and justification of cost. *Cyberpsychol Behav*. 2007;10(5):663-70.
54. Oliveira D, Aubeeluck A, Stupple E, Kim S, Orrell M. Factor and reliability analysis of a brief scale to measure motivation to change lifestyle for dementia risk reduction in the UK: the MOCHAD-10. *Health Qual Life Outcomes*. 2019;17(1):75.
55. Burgard SA, Lin KYP, Segal BD, Elliott MR, Seelye S. Stability and Change in Health Behavior Profiles of U.S. Adults. *J Gerontol B Psychol Sci Soc Sci*. 2020;75(3):674-83.
56. Xiang X. Chronic Disease Diagnosis as a Teachable Moment for Health Behavior Changes Among Middle-Aged and Older Adults. *J Aging Health*. 2016;28(6):995-1015.
57. Phelan S. Pregnancy: a "teachable moment" for weight control and obesity prevention. *American Journal of Obstetrics and Gynecology*. 2010;202(2):135.e1-e8.
58. Becker MH. The Health Belief Model and Sick Role Behavior. *Health Education Monographs*. 1974;2(4):409-19.
59. Olson K. An Examination of Questionnaire Evaluation by Expert Reviewers. *Field Methods*. 2010;22:295-318.
60. Clark LA, Watson D. Constructing validity: Basic issues in objective scale development. *Psychological Assessment*. 1995;7(3):309-19.
61. Gunawan J, Marzilli C, Aunguroch Y. Establishing appropriate sample size for developing and validating a questionnaire in nursing research. *Belitung Nursing Journal*. 2021;7(5):356-60.
62. Journiac J, Vioulac C, Jacob A, Escarnot C, Untas A. What Do We Know About Young Adult Cardiac Patients' Experience? A Systematic Review. *Frontiers in Psychology*. 2020;11(1119).

## SUPPLEMENTARY MATERIAL 1: IDENTIFICATION OF DOMAINS

### Cardiac Teachable Moment Framework scale

Keywords; teachable moment, health behavior change, lifestyle, risk perception, perceived risk, perceived susceptibility, vulnerability, outcome expectancy, affective impact, affect, affective response, emotions, self-concept, social role, self-identity, social identity, group identity, cardiovascular disease, cardiovascular disease patients, heart attack, myocardial infarction, acute coronary event, cardiac event, cardiovascular disease event.

The first teachable moment (TM) characteristic risk perception is an important factor in behaviour change theories such as the Health Belief Model, and serves as an explanation for the motivation to comply to risk reducing health behaviours in response to a threat(1). The majority of studies that assess risk perception use the assessment of perceived level of vulnerability or susceptibility for acquiring CVD and thoughts about seriousness or severity when getting CVD. We followed these assessments and included items that capture perceived level of susceptibility for acquiring cardiovascular diseases (CVD), as well as thoughts about that being serious or severe(2-5). In addition, we included items that capture someone's perceived risk relative to others of similar age and sex(6, 7). Because perceived risk of acquiring other non-communicable diseases (NCDs) is also often assessed in studies on risk perception(8-10), we added perceived risk for other NCDs as an additional subdomain in our scale as well. Lastly, as McBride et al(11) specifically stress the importance of an 'increase' in risk perception as a mediating factor, we additionally included items that assessed the extent to which the cardiac event has altered perceived risk.

The second TM characteristic affective impact plays an important role for a life event being perceived as significant and meaningful enough to prompt behavior change(11). Emotionally laden contexts or events could have a cueing effect on behavioral decisions(12), such as the decision to adopt protective health behaviors. Life or health events that have a higher impact on emotions and affect are more frequently perceived as a TM(11, 13). First, level of health-related worry is frequently assessed as a subdomain of affective impact(13). In concordance to McBride et al(9), we assessed not only level of worry for acquiring further cardiac health problems, but also level of worry for acquiring other NCDs in the future. Second, negative emotions such as fear and sadness raise concern about health problems and increase motivation to eliminate health risks by adopting risk-reducing behaviors(13). The extent to which negative emotions are experienced are

therefore often assessed when scholars investigate the affective impact of an event. Hence, we included negative affect in our items as well.

Changed self-concept is the third characteristic of a TM event(11). Self-concept is an umbrella term for one's perception about one's own position in the world and that relative to others(11, 14). For example, one's self-concept is frequently based on social roles (e.g. role as a partner) and on how important these are for a person(15). Behavior is often in accordance with these roles and depends on which role is most salient at the time(15), as well as on social expectations such as role obligation and stigmatization. For example, becoming a patient could be accompanied by role expectations from others that those who are ill should avoid risky health behaviors(9). We therefore included items that comprise various different social roles (such as role as a partner), and ask for perceived stigmatization regarding one's behaviors. In addition, researchers who measure self-concept in the context of healthcare often regard it as illness identity, i.e., the extent to which someone identifies themselves as a patient with an illness(16). We therefore added identity as a CVD patient as a subdomain as well. Another study that explored a lung cancer diagnosis as a TM, captured self-concept by asking participants to rate the extent to which smoking fits with their identity(9). A change in self-concept often goes along with re-evaluating the extent to which certain lifestyle behaviors fits with the new perceived self(17). Similarly, we included lifestyle-related identity as an additional subdomain. Lastly, we included items that capture a shift in future/possible self, feelings of self-worth, and body image, since these concepts are also frequently linked to the concept of self-concept or identity(18-20).

### **Cardiac-induced Lifestyle Change Intention scale**

Keywords; teachable moment, health behavior change, lifestyle, lifestyle change intention, adapting lifestyle, healthy lifestyle, cardiovascular disease, cardiovascular disease patients, heart attack, myocardial infarction, acute coronary event, cardiac event, cardiovascular disease event.

The vast majority of researchers who assessed the occurrence of TM only measured intention for behaviour change as the main outcome variable. For example, McBride et al(9) merely applied a one-item measure which assessed participants' intentions to quit smoking in the next six months. We therefore included items that capture intention to change lifestyle and intention to follow a healthy lifestyle in our scale as well. However, a TM is generally conceptualized as increased behaviour change intentions instigated by an event itself(21). Most studies that investigated TMs took motivation for behaviour change into account, but did not focus on the actual health event as the underlying cause. An

exception is the study by Mazanec et al(22) in which items were included that assessed the extent to which the event itself raised awareness of a participants' health risk and the extent to which the event made them change what they do to take care of their own health. We therefore incorporated items that specifically ask for the impact of the cardiac event on lifestyle and attitude towards lifestyle.

## References

1. Becker MH. The Health Belief Model and Sick Role Behavior. *Health Education Monographs*. 1974;2(4):409-19.
2. Ammouri AA, Neuberger G. The Perception of Risk of Heart Disease Scale: development and psychometric analysis. *J Nurs Meas*. 2008;16(2):83-97.
3. Everett B, Salamonson Y, Rolley JX, Davidson PM. Underestimation of risk perception in patients at risk of heart disease. *Eur J Cardiovasc Nurs*. 2016;15(3):e2-9.
4. Shiloh S, Wade CH, Roberts JS, Alford SH, Biesecker BB. Associations between risk perceptions and worry about common diseases: a between- and within-subjects examination. *Psychol Health*. 2013;28(4):434-49.
5. Woringer M, Nielsen JJ, Zibarras L, Evason J, Kassianos AP, Harris M, et al. Development of a questionnaire to evaluate patients' awareness of cardiovascular disease risk in National Health Service Health Check preventive cardiovascular programme. *BMJ Open*. 2017;7(9):10.
6. Davidson PM, Salamonson Y, Rolley J, Everett B, Fernandez R, Andrew S, et al. Perception of cardiovascular risk following a percutaneous coronary intervention: a cross sectional study. *Int J Nurs Stud*. 2011;48(8):973-8.
7. Park ER, Ostroff JS, Rakowski W, Gareen IF, Diefenbach MA, Feibelmann S, et al. Risk perceptions among participants undergoing lung cancer screening: baseline results from the National Lung Screening Trial. *Ann Behav Med*. 2009;37(3):268-79.
8. Hay JL, Ostroff J, Burkhalter J, Li Y, Quiles Z, Moadel A. Changes in cancer-related risk perception and smoking across time in newly-diagnosed cancer patients. *J Behav Med*. 2007;30(2):131-42.
9. McBride CM, Blocklin M, Lipkus IM, Klein WMP, Brandon TH. Patient's lung cancer diagnosis as a cue for relatives' smoking cessation: evaluating the constructs of the teachable moment. *Psycho-Oncol*. 2017;26(1):88-95.
10. Rhee JS, Davis-Malesevich M, Logan BR, Neuburg M, Burzynski M, Nattinger AB. Behavior modification and risk perception in patients with nonmelanoma skin cancer. *Wmj*. 2008;107(2):62-8.
11. McBride CM, Emmons KM, Lipkus IM. Understanding the potential of teachable moments: the case of smoking cessation. *Health Educ Res*. 2003;18(2):156-70.
12. DeSteno D, Gross JJ, Kubzansky L. Affective science and health: the importance of emotion and emotion regulation. *Health Psychol*. 2013;32(5):474-86.
13. McBride CM, Puleo E, Pollak KI, Clipp EC, Woolford S, Emmons KM. Understanding the role of cancer worry in creating a "teachable moment" for multiple risk factor reduction. *Social Science & Medicine*. 2008;66(3):790-800.
14. Bergner RM, Holmes JR. Self-concepts and self-concept change: A status dynamic approach. *Psychotherapy: Theory, Research, Practice, Training*. 2000;37(1):36-44.
15. Stets J, Trettevik. 3 Emotions in Identity Theory. 2020.
16. Oris L, Rassart J, Prikken S, Verschueren M, Goubert L, Moons P, et al. Illness Identity in Adolescents and Emerging Adults With Type 1 Diabetes: Introducing the Illness Identity Questionnaire. *Diabetes Care*. 2016;39(5):757-63.
17. Kearney MH, O'Sullivan J. Identity shifts as turning points in health behavior change. *West J Nurs Res*. 2003;25(2):134-52.
18. Barreto ML, Frazier LD. Coping With Life Events Through Possible Selves. *Journal of Applied Social Psychology*. 2012;42(7):1785-810.

19. Meijer E, Gebhardt WA, Van Laar C, Kawous R, Beijk SC. Socio-economic status in relation to smoking: The role of (expected and desired) social support and quitter identity. *Soc Sci Med.* 2016;162:41-9.
20. Fernández-Bustos J, González-Martí I, Jordán O, Papatomas A. Understanding the relationship between physical activity and physical self-perception in adolescent females: The role of body image. *International journal of sport psychology.* 2016;47:373-88.
21. Lawson PJ, Flocke SA. Teachable moments for health behavior change: A concept analysis. *Patient Educ Couns.* 2009;76(1):25-30.
22. Mazanec SR, Flocke SA, Daly BJ. Health Behaviors in Family Members of Patients Completing Cancer Treatment. *Oncol Nurs Forum.* 2015;42(1):54-62.

## SUPPLEMENTARY MATERIAL 2: INITIAL ITEM POOL

### Cardiac Teachable Moment Framework (Cardiac™) scale

Construct	Subdomain	Item	Source/ adapted from/ inspired by:		
Risk perception	Perceived susceptibility and severity of CVD	1. It is likely that I will experience a/another heart attack or stroke at some point in my life.	Woringer et al.(5) & Ammouriet al.(2)		
		2. I think my chances of having a/another heart attack or stroke in the next ten years are low.	Woringer et al.(5)		
		3. I don't expect to experience a/another heart attack or stroke.	Woringer et al.(5) & Ammouriet al.(2)		
		4. I would find it serious to experience another heart attack or stroke.	Shiloh et al.(4)		
		5. Prior to my cardiac event, my lifestyle was bad for my heart.	New item		
		6. My lifestyle, as is, is not bad for my heart.	Ammouri et al.(2)		
		7. With my lifestyle as is, I think my chances of having another heart attack or stroke are small.	McBride et al.(9)		
		8. With a healthier lifestyle, I think my chance of having another heart attack or stroke is low.	McBride et al.(9)		
		9. A healthy lifestyle has little impact on my chance of another heart attack or stroke.	Woringer et al.(5)		
		10. I think my chances of having another heart attack or stroke are higher than those of other people my age and weight.	Davidson et al(6)		
		Perceived relative risk		11. I think my chances of having lifestyle-related diseases are higher than those of other people my age and gender.	Davidson et al(23)
				12. It is likely that I will experience lifestyle-related diseases at some point in my life.	Woringer et al.(5)
		Perceived susceptibility and severity of NCD		13. I think my chances that I will experience lifestyle-related diseases in the next ten years are low.	Woringer et al.(5)
				14. I don't expect to experience lifestyle-related diseases.	Woringer et al.(5) & Ammouriet al.(2)
				15. I would find it serious to experience lifestyle-related diseases.	Shiloh et al.(4)
				16. Should I continue with my lifestyle as is, I definitely expect to experience health problems.	McBride et al.(9)
				17. With a healthier lifestyle, I think my chance of health problems is low.	McBride et al.(9)

**Cardiac Teachable Moment Framework (CardiacTM) scale (continued)**

<b>Construct</b>	<b>Subdomain</b>	<b>Item</b>	<b>Source/ adapted from/ inspired by:</b>
	Increase in risk perception after cardiac event	18. A healthy lifestyle has little impact on my chance of lifestyle-related disorders.	Woringer et al.(5)
		19. Since my cardiac event, I think my chances of a/another heart attack or stroke are higher.	New item
		20. Since my cardiac event, I think my chances of lifestyle-related diseases are higher.	New item
		21. Since my cardiac event, I see myself as more fragile.	New item
		22. Prior to my cardiac event, I rated my chance of lifestyle-related diseases as low.	New item
		23. Due to my cardiac event, I think my chances of lifestyle-related diseases are higher.	New item
<b>Affective impact</b>	Level of worry	24. I am worried about having a heart attack or stroke in the future.	Woringer et al.(5); Berle et al.(23); McBride et al.(9)
		25. When I begin to worry about my cardiac event, I cannot stop.	Berle et al.(23)
		26. I am worried about having health problems in the future.	Woringer et al.(5); Berle et al.(23); McBride et al.(9)
		27. I am worried about the effects of my lifestyle on my health.	New item
		28. When I begin to worry about my health, I cannot stop.	Berle et al.(23)
		29. Since my cardiac event, I worry more about my health.	New item
	Negative affect	30. The concerns I have about my cardiac event influence my emotions.	Butler et al.(24)
		31. The concerns I have about my cardiac event influence my daily life.	Butler et al.(24)
		32. Since my cardiac event, I become more easily emotional.	New item
		33. Since my cardiac event, I am more often anxious.	Moss-Morris et al.(25)
		34. My role as partner/significant other has become more important to me, since my cardiac event.	Okely et al.(26)
		35. My role as parent has become less important to me, since my cardiac event.	Okely et al.(26)
<b>Changed self-concept</b>	Change in ... Social role	36. Since my cardiac event, I realize more how important I am to my loved ones.	Okely et al.(26)

**Cardiac Teachable Moment Framework (Cardiac™) scale** (continued)

Construct	Subdomain	Item	Source/ adapted from/ inspired by:
		37. My role as employer/employee has become more important to me, since my cardiac event.	Okely et al.(26)
	Perceived stigmatization	38. Since my cardiac event, I feel others judge me for my lifestyle choices more readily.	New item
		39. Since my cardiac event, I have more feelings of shame due to disapproval by others.	New item
		40. My loved ones are less likely to disapprove my lifestyle after my cardiac event.	New item
		41. Since my cardiac event, I feel others judge me for doing something unhealthy, such as smoking or eating unhealthy, more.	New item
	Illness identity	42. My illness is part of who I am as a person.	Oris et al.(16)
		43. I see myself as a heart patient.	New item
		44. I refuse to see my illness as a part of who I am.	Oris et al.(16)
		45. I accept that I am someone with an illness.	Oris et al.(16)
		46. I don't feel connected to other heart patients.	Cameron (27)
		47. Since my cardiac event, I feel more connected to other heart patients.	New item
		48. I feel a kinship with others who experienced a cardiac event.	Cameron (27)
	Identity and lifestyle	49. Since my cardiac event, I feel less connected to smokers.	Cameron (27)
		50. Since my cardiac event, I feel less connected to people who eat unhealthy.	Cameron (27)
		51. Since my cardiac event, I feel less connected to people who don't exercise much.	Cameron (27)
		52. Since my cardiac event, I feel less connected to people who drink alcohol.	Cameron (27)
		53. Since my cardiac event, I feel less connected to people who take little time for relaxation.	Cameron (27)
		54. Since my cardiac event, not smoking fits more with who I want to be as a person.	Shadel et al.(28)
		55. Since my cardiac event, eating healthy fits more with who I want to be as a person.	Shadel et al.(28)
		56. Since my cardiac event, exercising fits more with who I want to be as a person.	Shadel et al.(28)
		57. Since my cardiac event, not drinking alcohol fits more with who I want to be as a person.	Shadel et al.(28)
		58. Since my cardiac event, taking more time for relaxation fits more with who I want to be as a person.	Shadel et al.(28)

**Cardiac Teachable Moment Framework (CardiacTM) scale** (continued)

<b>Construct</b>	<b>Subdomain</b>	<b>Item</b>	<b>Source/ adapted from/ inspired by:</b>
		59. Since my cardiac event, I feel worse about myself if I smoke.	McBride et al.(9)
		60. Since my cardiac event, I feel worse about myself if I eat unhealthy.	McBride et al.(9)
		61. Since my cardiac event, I feel worse about myself if I exercise little.	McBride et al.(9)
		62. Since my cardiac event, I feel worse about myself if I drink alcohol.	McBride et al.(9)
		63. Since my cardiac event, I feel worse about myself if I take little time for relaxation.	McBride et al.(9)
	Future/possible self	64. My future self now has a healthier lifestyle than how I saw my future self before my cardiac event.**	New item
		65. The way in which I see myself in the future has changed since my cardiac event.	New item
		66. Since my cardiac event, I see myself as sicker or weaker in the future.	New item
		67. Since my cardiac event, the future image I have of myself has become hazy/dim.	New item
	Feeling of self-worth	68. Since my cardiac event, I feel like a lesser person.**	New item
		69. Since my cardiac event, I realize more how precious life is.	New item
		70. Since my cardiac event, I value myself more.	New item
	Body image	71. The way I view my body has not changed since my cardiac event.	New item
		72. I feel less attractive since my cardiac event.	New item
		73. I feel that others consider me more attractive since my cardiac event.	Cheek and Briggs(29)
		74. My appearance has become more important to me since my cardiac event.	Cheek and Briggs(29)

**Cardiac-induced Lifestyle Change Intention (CardiacLCI)-scale**

Subdomain	Item	Source/ adapted from/ inspired by:
Lifestyle change intention	1. I am motivated to improve my lifestyle.	McBride et al.(9)
	2. I plan to make positive changes in my lifestyle.	Okely et al.(26)
	3. As far as I am concerned, my lifestyle is fine as is.	New item
	4. I am working hard on improving my lifestyle.	New item
	5. For my health, it is not necessary to change my lifestyle.	New item
	6. I have made positive changes to my lifestyle.	New item
	7. Since my cardiac event, I feel the urge to live a healthy lifestyle more.	New item
	8. Since my cardiac event, I think more often about wanting a healthier lifestyle.	New item
	9. Since my cardiac event, I think more positively about a healthy lifestyle.	New item
	10. My cardiac event has not affected my lifestyle.	New item
	11. If I don't change my lifestyle, my chances of having another heart attack or stroke increase.	New item
	12. My cardiac event convinced me that a healthy lifestyle is important for me.	New item
	13. It feels as my responsibility to live healthier now compared to before my cardiac event.	New item
	14. Since my cardiac event, I find it more important to live a healthy life.	New item
	15. Since my cardiac event, I feel more than before that a healthy lifestyle is necessary for my health.	New item
	16. I think of my cardiac event as the start to a new phase in my life.	New item
Impact of event on lifestyle		

## References

1. Becker MH. The Health Belief Model and Sick Role Behavior. *Health Education Monographs*. 1974;2(4):409-19.
2. Ammouri AA, Neuberger G. The Perception of Risk of Heart Disease Scale: development and psychometric analysis. *J Nurs Meas*. 2008;16(2):83-97.
3. Everett B, Salamonson Y, Rolley JX, Davidson PM. Underestimation of risk perception in patients at risk of heart disease. *Eur J Cardiovasc Nurs*. 2016;15(3):e2-9.
4. Shiloh S, Wade CH, Roberts JS, Alford SH, Biesecker BB. Associations between risk perceptions and worry about common diseases: a between- and within-subjects examination. *Psychol Health*. 2013;28(4):434-49.
5. Woringer M, Nielsen JJ, Zibarras L, Evason J, Kassianos AP, Harris M, et al. Development of a questionnaire to evaluate patients' awareness of cardiovascular disease risk in England's National Health Service Health Check preventive cardiovascular programme. *BMJ Open*. 2017;7(9):10.
6. Davidson PM, Salamonson Y, Rolley J, Everett B, Fernandez R, Andrew S, et al. Perception of cardiovascular risk following a percutaneous coronary intervention: a cross sectional study. *Int J Nurs Stud*. 2011;48(8):973-8.
7. Park ER, Ostroff JS, Rakowski W, Gareen IF, Diefenbach MA, Feibelmann S, et al. Risk perceptions among participants undergoing lung cancer screening: baseline results from the National Lung Screening Trial. *Ann Behav Med*. 2009;37(3):268-79.
8. Hay JL, Ostroff J, Burkhalter J, Li Y, Quiles Z, Moadel A. Changes in cancer-related risk perception and smoking across time in newly-diagnosed cancer patients. *J Behav Med*. 2007;30(2):131-42.
9. McBride CM, Blocklin M, Lipkus IM, Klein WMP, Brandon TH. Patient's lung cancer diagnosis as a cue for relatives' smoking cessation: evaluating the constructs of the teachable moment. *Psycho-Oncol*. 2017;26(1):88-95.
10. Rhee JS, Davis-Malesevich M, Logan BR, Neuburg M, Burzynski M, Nattinger AB. Behavior modification and risk perception in patients with nonmelanoma skin cancer. *Wmj*. 2008;107(2):62-8.
11. McBride CM, Emmons KM, Lipkus IM. Understanding the potential of teachable moments: the case of smoking cessation. *Health Educ Res*. 2003;18(2):156-70.
12. DeSteno D, Gross JJ, Kubzansky L. Affective science and health: the importance of emotion and emotion regulation. *Health Psychol*. 2013;32(5):474-86.
13. McBride CM, Puleo E, Pollak KI, Clipp EC, Woolford S, Emmons KM. Understanding the role of cancer worry in creating a "teachable moment" for multiple risk factor reduction. *Social Science & Medicine*. 2008;66(3):790-800.
14. Bergner RM, Holmes JR. Self-concepts and self-concept change: A status dynamic approach. *Psychotherapy: Theory, Research, Practice, Training*. 2000;37(1):36-44.
15. Stets J, Trettevik. 3 Emotions in Identity Theory. 2020.
16. Oris L, Rassart J, Prikken S, Verschuere M, Goubert L, Moons P, et al. Illness Identity in Adolescents and Emerging Adults With Type 1 Diabetes: Introducing the Illness Identity Questionnaire. *Diabetes Care*. 2016;39(5):757-63.
17. Kearney MH, O'Sullivan J. Identity shifts as turning points in health behavior change. *West J Nurs Res*. 2003;25(2):134-52.
18. Barreto ML, Frazier LD. Coping With Life Events Through Possible Selves. *Journal of Applied Social Psychology*. 2012;42(7):1785-810.
19. Meijer E, Gebhardt WA, Van Laar C, Kawous R, Beijck SC. Socio-economic status in relation to smoking: The role of (expected and desired) social support and quitter identity. *Soc Sci Med*. 2016;162:41-9.
20. Fernández-Bustos J, González-Martí I, Jordán O, Papatthomas A. Understanding the relationship between physical activity and physical self-perception in adolescent females: The role of body image. *International journal of sport psychology*. 2016;47:373-88.
21. Lawson PJ, Flocke SA. Teachable moments for health behavior change: A concept analysis. *Patient Educ Couns*. 2009;76(1):25-30.
22. Mazanec SR, Flocke SA, Daly BJ. Health Behaviors in Family Members of Patients Completing Cancer Treatment. *Oncol Nurs Forum*. 2015;42(1):54-62.

23. Berle D, Starcevic V, Moses K, Hannan A, Milicevic D, Sammut P. Preliminary Validation of an Ultra-brief Version of the Penn State Worry Questionnaire. *Clin Psychol Psychother*. 2011;18(4):339-46.
24. Butler KM, Rayens MK, Wiggins AT, Rademacher KB, Hahn EJ. Association of Smoking in the Home With Lung Cancer Worry, Perceived Risk, and Synergistic Risk. *Oncol Nurs Forum*. 2017;44(2):E55-e63.
25. Moss-Morris R, Weinman J, Petrie K, Horne R, Cameron L, Buick D. The Revised Illness Perception Questionnaire (IPQ-R). *Psychol Health*. 2002;17(1):1-16.
26. Okely J, Mason C, Collier A, Dunnachie N, Swanson V. Diagnosis of gestational diabetes: a 'teachable moment'. *Diabetic medicine : a journal of the British Diabetic Association*. 2019;36(2):184-94.
27. Cameron JE. A Three-Factor Model of Social Identity. *Self and Identity*. 2004;3(3):239-62.
28. Shadel WG, Mermelstein R. Individual differences in self-concept among smokers attempting to quit: Validation and predictive utility of measures of the smoker self-concept and abstainer self-concept. *Ann Behav Med*. 1996;18(3):151-6.
29. Cheek JM, Briggs SR. Aspects of Identity Questionnaire (AIQ-IV). Measurement instrument database for the social science. Measurement Instrument Database for the Social Science <http://www.midss.org/content/aspects-identity-questionnaireaiq-iv>. 2013.

## SUPPLEMENTARY MATERIAL 3: I-CVI RATING FOR CLARITY AND RELEVANCE

**Table 1.** Cardiac Teachable Moment Framework (CardiacTM)-scale: I-CVI rating for clarity and relevance (n=6)

Items	I-CVI Clarity	I-CVI Relevance
<b>Risk perception</b>		
1. It is likely that I will experience a/another heart attack or stroke at some point in my life.	1	1
2. I think my chances of having a/another heart attack or stroke in the next ten years are low.***	0.83	0.83
3. I don't expect to experience a/another heart attack or stroke.***	1	1
4. I would find it serious to experience another heart attack or stroke.*	0.66	0.66
5. Prior to my cardiac event, my lifestyle was bad for my heart.	1	1
6. My lifestyle, as is, is not bad for my heart.**	0.83	1
7. With my lifestyle as is, I think my chances of having another heart attack or stroke are small.	0.83	1
8. With a healthier lifestyle, I think my chance of having another heart attack or stroke is low.**	1	0.83
9. A healthy lifestyle has little impact on my chance of another heart attack or stroke.***	1	1
10. I think my chances of having another heart attack or stroke are higher than those of other people my age and weight.	0.83	1
11. I think my chances of having lifestyle-related diseases are higher than those of other people my age and gender.	0.83	1
12. It is likely that I will experience lifestyle-related diseases at some point in my life.	0.83	0.83
13. I think my chances that I will experience lifestyle-related diseases in the next ten years are low.***	0.83	1
14. I don't expect to experience lifestyle-related diseases.*	0.66	0.66
15. I would find it serious to experience lifestyle-related diseases.*	0.66	0.66
16. Should I continue with my lifestyle as is, I definitely expect to experience health problems.**	1	1
17. With a healthier lifestyle, I think my chance of health problems is low.**	0.83	1
18. A healthy lifestyle has little impact on my chance of lifestyle-related disorders.***	1	1
19. Since my cardiac event, I think my chances of a/another heart attack or stroke are higher.**	1	1
20. Since my cardiac event, I think my chances of lifestyle-related diseases are higher.**	1	1

Table 1. (continued)

Items	I-CVI Clarity	I-CVI Relevance
21. Since my cardiac event, I see myself as more fragile.**	0.83	1
22. Prior to my cardiac event, I rated my chance of lifestyle-related diseases as low.***	0.83	1
23. Due to my cardiac event, I think my chances of lifestyle-related diseases are higher.***	0.83	0.83
<b>Affective impact</b>		
24. I am worried about having a heart attack or stroke in the future.	1	1
25. When I begin to worry about my cardiac event, I cannot stop.***	0.83	1
26. I am worried about having health problems in the future.	1	1
27. I am worried about the effects of my lifestyle on my health.	1	1
28. When I begin to worry about my health, I cannot stop.***	0.83	1
29. Since my cardiac event, I worry more about my health.	1	1
30. The concerns I have about my cardiac event influence my emotions.	0.50	0.83
31. The concerns I have about my cardiac event influence my daily life.	0.66	1
32. Since my cardiac event, I become more easily emotional.	1	1
33. Since my cardiac event, I am more often anxious.	1	1
<b>Changed self-concept</b>		
34. My role as partner/significant other has become more important to me, since my cardiac event.	0.83	1
35. My role as parent has become less important to me, since my cardiac event.	1	1
36. Since my cardiac event, I realize more how important I am to my loved ones.	1	1
37. My role as employer/employee has become more important to me, since my cardiac event.	1	1
38. Since my cardiac event, I feel others judge me for my lifestyle choices more readily.	1	0.83
39. Since my cardiac event, I have more feelings of shame due to disapproval by others.	1	0.83
40. My loved ones are less likely to disapprove my lifestyle after my cardiac event.*	0.83	0.66
41. Since my cardiac event, I feel others judge me for doing something unhealthy, such as smoking or eating unhealthy, more.*	0.66	0.66

Table 1. (continued)

Items	I-CVI Clarity	I-CVI Relevance
42. My illness is part of who I am as a person.***	0.83	0.83
43. I see myself as a heart patient.	1	1
44. I refuse to see my illness as a part of who I am.	1	0.83
45. I accept that I am someone with an illness.**	1	1
46. I don't feel connected to other heart patients.	1	1
47. Since my cardiac event, I feel more connected to other heart patients.	1	1
48. I feel a kinship with others who experienced a cardiac event.**	1	1
49. Since my cardiac event, I feel more connected to people who don't smoke.	1	1
50. Since my cardiac event, I feel more connected to people who eat healthy.	1	1
51. Since my cardiac event, I feel more connected to people who exercise.	1	1
52. Since my cardiac event, I feel more connected to people who don't drink alcohol.	1	1
53. Since my cardiac event, I feel more connected to people who take time for relaxation.	1	1
54. Since my cardiac event, not smoking fits more with who I want to be as a person.*	0.83	0.66
55. Since my cardiac event, eating healthy fits more with who I want to be as a person.*	0.83	0.66
56. Since my cardiac event, not drinking alcohol fits more with who I want to be as a person.*	0.83	0.66
57. Since my cardiac event, exercising fits more with who I want to be as a person.*	0.83	0.66
58. Since my cardiac event, taking more time for relaxation fits more with who I want to be as a person.*	0.83	0.66
59. Since my cardiac event, I feel worse about myself if I smoke.	1	1
60. Since my cardiac event, I feel worse about myself if I eat unhealthy.	1	1
61. Since my cardiac event, I feel worse about myself if I exercise little.	1	1
62. Since my cardiac event, I feel worse about myself if I drink alcohol.	1	1
63. Since my cardiac event, I feel worse about myself if I take little time for relaxation.	1	1
64. My future self now has a healthier lifestyle than how I saw my future self before my cardiac event.**	0.83	0.83

**Table 1.** (continued)

Items	I-CVI Clarity	I-CVI Relevance
65. The way in which I see myself in the future has changed since my cardiac event.	1	1
66. Since my cardiac event, I see myself as sicker or weaker in the future.	1	0.83
67. Since my cardiac event, the future image I have of myself has become hazy/dim.***	0.83	0.83
68. Since my cardiac event, I feel like a lesser person.*	0.5	0.66
69. Since my cardiac event, I realize more how precious life is.**		
70. Since my cardiac event, I value myself more.	1	1
71. The way I view my body has not changed since my cardiac event.**		
72. I feel less attractive since my cardiac event.	1	0.83
73. I feel that others consider me more attractive since my cardiac event.*	1	0.66
74. My appearance has become more important to me since my cardiac event.	1	1

Note: Items with \* are eliminated based on I-CVI < 0.80, items with \*\* are adapted based on feedback from expert panel and items with \*\*\* are eliminated or adapted based on feedback during the think-aloud sessions.

**Table 2.** Cardiac-induced LCI (CardiacLCI)-scale: I-CVI rating for clarity and relevance (n=6)

Items	I-CVI Clarity	I-CVI Relevance
1. I am motivated to improve my lifestyle.***	1	1
2. I plan to make positive changes in my lifestyle.***	1	1
3. As far as I am concerned, my lifestyle is fine as is.	1	1
4. I am working hard on improving my lifestyle.	1	1
5. For my health, it is not necessary to change my lifestyle.*	1	0.66
6. I have made positive changes to my lifestyle.	1	1
7. Since my cardiac event, I feel the urge to live a healthy lifestyle more.	1	1
8. Since my cardiac event, I think more often about wanting a healthier lifestyle.***	0.83	1
9. Since my cardiac event, I think more positively about a healthy lifestyle.***	1	1
10. My cardiac event has not affected my lifestyle.**	1	1
11. If I don't change my lifestyle, my chances of having another heart attack or stroke increase.*	0.83	0.66
12. My cardiac event convinced me that a healthy lifestyle is important for me.	1	1
13. It feels as my responsibility to live healthier now compared to before my cardiac event.**	1	1
14. Since my cardiac event, I find it more important to live a healthy life.***	1	1
15. Since my cardiac event, I feel more than before that a healthy lifestyle is necessary for my health.*	1	0.66
16. I think of my cardiac event as the start to a new phase in my life.	1	1

Note. Items with \* are eliminated based on I-CVI < 0.80, items with \*\* are adapted based on feedback from expert panel and items with \*\*\* are eliminated or adapted based on feedback during the think-aloud sessions.

## **SUPPLEMENTARY MATERIAL 4: ITEMS RESULTING FROM STEP 1: ITEM DEVELOPMENT**

### **Cardiac Teachable Moment Framework (Cardiac<sup>TM</sup>)-scale**

#### ***Risk perception***

1. It is likely that I will experience a/another heart attack or stroke at some point in my life.
2. I think my chances of having a/another heart attack or stroke in the next ten years are high.
3. A healthy lifestyle can reduce my chances of having a heart attack or stroke.\*
4. Prior to my cardiac event, my lifestyle was bad for my heart.\*
5. My lifestyle, as is, is bad for my heart.\*
6. With my lifestyle as is, I think my chances of having another heart attack or stroke are small.
7. A healthier lifestyle will make my chances of having another heart attack or stroke smaller.\*
8. I think my chances of having another heart attack or stroke are higher than those of other people my age and weight.
9. It is likely that I will experience lifestyle-related diseases at some point in my life.
10. I think my chances that I will experience lifestyle-related diseases in the next ten years are high.
11. A healthier lifestyle will make my chances of having a lifestyle-related disease smaller.\*
12. Should I continue with my lifestyle as is, I expect to experience health problems.
13. A healthier lifestyle will make my chances of having health problems smaller.\*
14. I think my chances of having lifestyle-related diseases are higher than those of other people my age and gender.
15. Due to my cardiac event, I rate my risk of a/another heart attack or stroke as higher.\*
16. Due to my cardiac event, I rate my risk of lifestyle-related diseases as higher.\*
17. Due to my cardiac event, I see myself as a more fragile person.\*

#### ***Affective impact:***

18. I am worried about having a heart attack or stroke in the future.\*
19. When I begin to worry about my heart, I cannot stop worrying.
20. I am worried about having health problems in the future.
21. I am worried about the effects of my lifestyle on my health.\*
22. When I begin to worry about my health, I cannot stop worrying.

23. Due to my cardiac event, I worry more about my health.\*
24. The concerns I have about my cardiac event influence my emotions.
25. The concerns I have about my cardiac event influence my daily life.
26. Due to my cardiac event, I become more easily emotional.
27. Due to my cardiac event, I am more often anxious.
28. Due to my cardiac event, I feel more often down.

***Changed self-concept:***

29. My role as partner/significant other has become more important to me, due to my cardiac event.
30. My role as parent has become more important to me, due to my cardiac event.
31. Due to my cardiac event, I realize more how important I am to my loved ones.
32. My role as employer/employee has become more important to me, due to my cardiac event.\*
33. Due to my cardiac event, I feel others judge me for my lifestyle choices more readily.\*
34. Due to my cardiac event, I have more feelings of shame due to disapproval by others.\*
35. Due to my cardiac event, I realize how precious life is.
36. Due to my cardiac event, I value myself more.
37. I look at my body in the same way now as always.\*
38. Due to my cardiac event, I feel less attractive.\*
39. I feel that others consider me more attractive since my cardiac event.\*
40. My appearance has become more important to me due to my cardiac event.\*
41. The way in which I see my lifestyle in the future has changed due to my cardiac event.\*
42. The way in which I see myself in the future has changed due to my cardiac event.\*
43. Due to my cardiac event, I see myself as sicker and weaker in the future.\*
44. I see myself as a heart patient.\*
45. I refuse to see my heart problem as a part of who I am.\*
46. I accept that I am someone with a heart problem.\*
47. I don't feel connected to other heart patients.
48. Due to my cardiac event, I feel more connected to other heart patients.
49. I feel a kinship with other heart patients.
50. Due to my cardiac event, I feel more connected to people who exercise.\*
51. Due to my cardiac event, I feel more connected to people who take time for relaxation.\*
52. Due to my cardiac event, I feel more connected to people who eat healthy.\*
53. Due to my cardiac event, I feel more connected to people who don't smoke.\*
54. Due to my cardiac event, I feel more connected to people who don't drink alcohol.\*

55. Due to my cardiac event, I feel worse about myself if I don't exercise.
56. Due to my cardiac event, I feel worse about myself if I don't take time to relax.
57. Due to my cardiac event, I feel worse about myself if I don't eat healthily.
58. Due to my cardiac event, I feel worse about myself if I smoke.\*
59. Due to my cardiac event, I feel worse about myself if I drink alcohol.\*

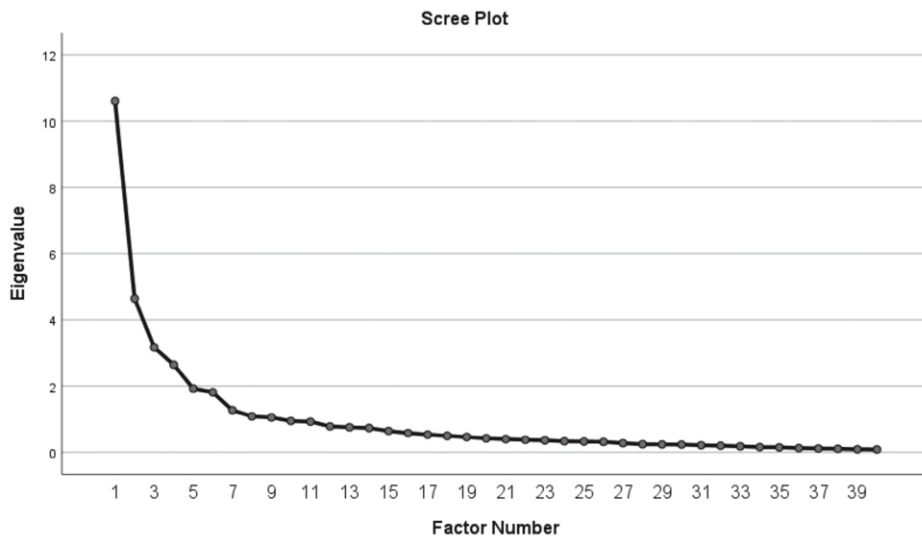
### **Cardiac-induced Lifestyle Change Intention (CardiacLCI)-scale**

1. I am always motivated to live a healthy lifestyle.
2. I plan to live healthier soon.\*
3. As far as I am concerned, my lifestyle is fine as is.
4. I am working hard on improving my lifestyle.
5. I have made positive changes to my lifestyle.
6. I sometimes think about improving my lifestyle.\*
7. I usually live a healthy lifestyle.
8. I am easily tempted to do unhealthy things.
9. Due to my cardiac event, I feel the urge to live a healthy lifestyle more.
10. Due to my cardiac event, I think more negatively about a healthy lifestyle.\*
11. I live a less healthy lifestyle now compared to before my cardiac event.\*
12. Due to my cardiac event, I allow myself more time to live a healthy lifestyle.
13. My cardiac event convinced me that a healthy lifestyle is important for me.
14. I live a healthier lifestyle now compared to before my cardiac event.
15. I think of my cardiac event as the start to a new phase in my life.

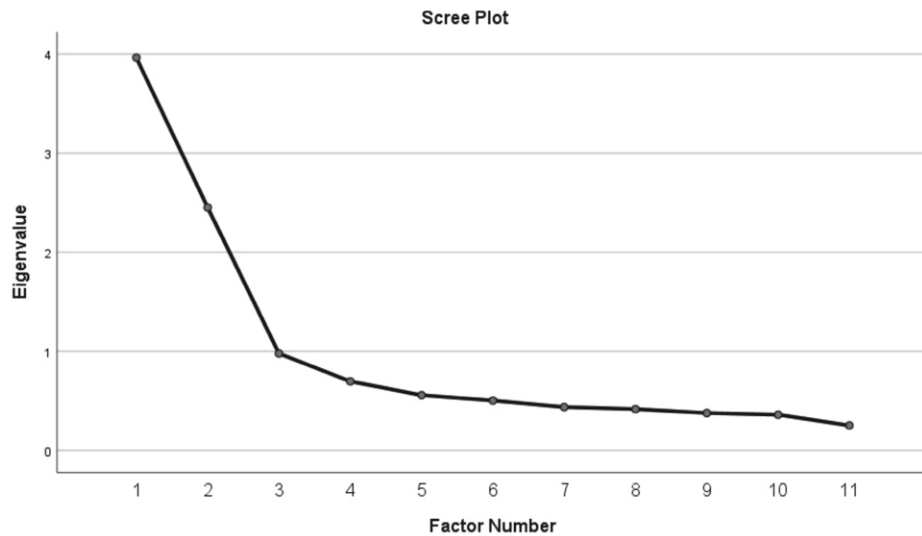
Note. \* excluded in the analyses.

## SUPPLEMENTARY MATERIAL 5: SCREE PLOTS

**Figure 1.** Scree plot to identify factor extraction – CardiacTM-scale



**Figure 2.** Scree plot to identify factor extraction – CardiacLCl-scale



## SUPPLEMENTARY MATERIAL 6: FINAL SCALES

### Cardiac Teachable Moment Framework (Cardiac<sup>TM</sup>)-scale

#### *Affective impact*

1. When I begin to worry about my heart, I cannot stop worrying.
2. I am worried about having health problems in the future.
3. When I begin to worry about my health, I cannot stop worrying.
4. The concerns I have about my cardiac event influence my emotions.
5. The concerns I have about my cardiac event influence my daily life.
6. Due to my cardiac event, I become more easily emotional.
7. Due to my cardiac event, I am more often anxious
8. Due to my cardiac event, I feel more often down.

#### *Perceived risk cardiovascular diseases:*

9. It is likely that I will experience a/another heart attack or stroke at some point in my life.
10. I think my chances of having a/another heart attack or stroke in the next ten years are high.
11. With my lifestyle as is, I think my chances of having another heart attack or stroke are small. (reversed)
12. I think my chances of having another heart attack or stroke are higher than those of other people my age and weight.
13. Due to my cardiac event, I rate my risk of a/another heart attack or stroke as higher.

#### *Changed self-concept:*

14. My role as partner/significant other has become more important to me, due to my cardiac event.
15. My role as parent has become more important to me, due to my cardiac event.
16. Due to my cardiac event, I realize more how important I am to my loved ones.
17. Due to my cardiac event, I realize how precious life is.
18. Due to my cardiac event, I value myself more.

#### *Cardiovascular disease group identity:*

19. I don't feel connected to other heart patients. (reversed)
20. Due to my cardiac event, I feel more connected to other heart patients.
21. I feel a kinship with other heart patients.

***Perceived risk for non-communicable diseases:***

22. It is likely that I will experience lifestyle-related diseases at some point in my life.
23. I think my chances that I will experience lifestyle-related diseases in the next ten years are high.
24. Should I continue with my lifestyle as is, I expect to experience health problems.
25. I think my chances of having lifestyle-related diseases are higher than those of other people my age and gender.

***Anticipated regret:***

26. Due to my cardiac event, I feel worse about myself if I don't exercise.
27. Due to my cardiac event, I feel worse about myself if I don't take time to relax.
28. Due to my cardiac event, I feel worse about myself if I don't eat healthily.

**Cardiac Lifestyle Change Intention (CardiacLCI)-scale**

***Event-related lifestyle change***

1. I am working hard on improving my lifestyle.
2. I have made positive changes to my lifestyle.
3. Due to my cardiac event, I feel the urge to live a healthy lifestyle more.
4. Due to my cardiac event, I allow myself more time to live a healthy lifestyle.
5. My cardiac event convinced me that a healthy lifestyle is important for me.
6. I live a healthier lifestyle now than before my cardiac event.
7. I think of my cardiac event as the start to a new phase in my life.

***General healthy lifestyle***

8. I am always motivated to live a healthy lifestyle.
9. As far as I am concerned, my lifestyle is fine as is.
10. I usually live a healthy lifestyle.
11. I am easily tempted to do unhealthy things. (reversed)

