



Universiteit
Leiden
The Netherlands

The Saudi-Arabic adaptation of the Body Shape Questionnaire (BSQ34) psychometrics and norms of the full version and the short version (BSQ8C)

Melisse, B.; Furth, E.F. van; Beurs, E. de

Citation

Melisse, B., Furth, E. F. van, & Beurs, E. de. (2022). The Saudi-Arabic adaptation of the Body Shape Questionnaire (BSQ34): psychometrics and norms of the full version and the short version (BSQ8C). *Frontiers In Psychology, 13*. doi:10.3389/fpsyg.2022.1046075

Version: Publisher's Version

License: [Creative Commons CC BY 4.0 license](https://creativecommons.org/licenses/by/4.0/)

Downloaded from: <https://hdl.handle.net/1887/3563729>

Note: To cite this publication please use the final published version (if applicable).



OPEN ACCESS

EDITED BY

Tiffany A. Brown,
Auburn University,
United States

REVIEWED BY

Chunlu Li,
Guizhou Medical University,
China
Reza Sahlan,
Iran University of Medical Sciences, Iran

*CORRESPONDENCE

Bernou Melisse
bernoumelisse@outlook.com

SPECIALTY SECTION

This article was submitted to
Eating Behavior,
a section of the journal
Frontiers in Psychology

RECEIVED 16 September 2022

ACCEPTED 24 October 2022

PUBLISHED 01 December 2022

CITATION

Melisse B, van Furth EF and
de Beurs E (2022) The Saudi-Arabic
adaptation of the Body Shape
Questionnaire (BSQ34): Psychometrics and
norms of the full version and the short
version (BSQ8C).

Front. Psychol. 13:1046075.
doi: 10.3389/fpsyg.2022.1046075

COPYRIGHT

© 2022 Melisse, van Furth and de Beurs.
This is an open-access article distributed
under the terms of the [Creative Commons
Attribution License \(CC BY\)](https://creativecommons.org/licenses/by/4.0/). The use,
distribution or reproduction in other
forums is permitted, provided the original
author(s) and the copyright owner(s) are
credited and that the original publication in
this journal is cited, in accordance with
accepted academic practice. No use,
distribution or reproduction is permitted
which does not comply with these terms.

The Saudi-Arabic adaptation of the Body Shape Questionnaire (BSQ34): Psychometrics and norms of the full version and the short version (BSQ8C)

Bernou Melisse ^{1,2,3*}, Eric F. van Furth ^{3,4} and
Edwin de Beurs ^{2,5}

¹Novarum Center for Eating Disorders and Obesity, Amstelveen, Netherlands, ²Section Clinical Psychology, Leiden University, Leiden, Netherlands, ³GGZ Rivierduinen, Leiden, Netherlands, ⁴Department of Psychiatry, Leiden University Medical Center, Leiden, Netherlands, ⁵Research Department, Arkin Mental Health Institute, Amsterdam, Netherlands

Introduction: Saudi Arabia experiences elevated levels of body-shape dissatisfaction which might be related to the increased thin ideal. Studies on body-shape dissatisfaction are scarce, mainly because adapted assessment tools are unavailable. This study describes the Saudi-Arabic adaptation of the Body Shape Questionnaire (BSQ34), preliminary examines the psychometric properties and provides normative data.

Methods: The BSQ34 was administered in a convenience community sample ($N=867$) between April 2017 and May 2018. Receiver-operating-characteristic curve analysis was used to establish discriminant validity, in a subsample ($N=602$) in which the Eating Disorder Examination-Shape concern, was administered, the factor structure investigated with confirmatory-factor analyses and T -scores and percentile scores were determined.

Results: The BSQ34 discriminated well between low and high levels of body-shape dissatisfaction (area-under-the-curve value=0.93), had high internal consistency and a unidimensional factor structure, and 23.9% appeared at risk for body-shape dissatisfaction. Analyses were repeated for the shortened BSQ8C, which yielded similar results.

Discussion: The results indicated that the BSQ34 and BSQ8C appeared suitable measurement tools to screen for body-shape dissatisfaction in a Saudi convenience community sample, mainly comprised young, unmarried, and highly educated women. The BSQ34 supplies more information on the type of concerns respondents have, which is worthwhile when the measure is used in a clinical setting; the BSQ8C is recommended as a short screener. As body-shape dissatisfaction is viewed as a risk factor for the development of eating disorder symptoms, screening for body-shape dissatisfaction with reliable tools is important to detect individuals at risk for eating disorder symptoms and may suggest subsequent preventive steps.

KEYWORDS

body shape questionnaire, psychometric properties, normative data, Saudi Arabia, body-shape dissatisfaction

Introduction

Body-shape dissatisfaction, defined as “a subjective negative evaluation of one’s physical body,” is a maintaining factor of eating disorders (Stice, 2002). Recent studies report high prevalences of body-shape dissatisfaction in parts of the Arabic world, but the current prevalence of body-shape dissatisfaction in Saudi Arabia remains unknown, as only one study reported that 83% of Saudi women preferred a different weight (Rasheed, 1998). However, approximately 30–78% of women and 30–58% of men in the Gulf are reported to be dissatisfied with their bodies (Al-Sendi et al., 2004; Bener et al., 2006; Eapen et al., 2006; Thomas et al., 2010). Saudi Arabia currently experiences major sociocultural changes, adopting Western values (Thomas et al., 2018), and the thin ideal increased in Saudi Arabia (Thomas et al., 2010), potentially explaining the elevated levels of body-shape dissatisfaction.

The increasing prevalence of body-shape dissatisfaction might not only be due to the shift in beauty ideals from a curvy body into a thin body (Melisse et al., 2020a), but also the presence of single-sex schools in Saudi Arabia could influence body perception (Dittmar, 2005). The social comparison theory states that individuals gather information about themselves and where they fit in society by comparing themselves to more attractive peers, which is associated with body-shape dissatisfaction (Dittmar, 2005; Carter, 2022). In addition, self-concept in women is mainly determined by appearance and its evaluation by others (Dittmar, 2005). Furthermore, high levels of exposure to idealized body images, enhanced by single-sex schools, often accumulate into body-shape dissatisfaction (Frederick et al., 2017; ALAhmari et al., 2019). Moreover, the number of people with excess weight is on the rise in Saudi Arabia, which might also result in an increase of body-shape dissatisfaction (Melisse et al., 2020b). Even though body-shape dissatisfaction is prevalent, its consequences are often underestimated. For instance, Saudis who are dissatisfied with their bodies have an increased risk for unhealthy dietary habits (Stice and Shaw, 2002), which may result in developing eating disorder symptoms, as a strong association was found between body-shape dissatisfaction and eating disorder symptoms in Saudi Arabia (Melisse et al., 2022). Furthermore, eating disorder symptoms are associated with psychological symptoms in Saudi Arabia (AlHadi et al., 2022), and body-shape dissatisfaction is associated with psychological symptoms in other cultures (Rodríguez-Cano et al., 2006; Rich and LeClere, 2011; Murray et al., 2013; Gailledrat et al., 2016; Pritchard et al., 2021; Turk et al., 2021).

Research on body-shape dissatisfaction in Saudi Arabia is hampered, by the unavailability of assessment tools. Thus, adapted assessment tools for the measurement of body-shape dissatisfaction are urgently needed for the Saudi population. The

Body Shape Questionnaire (BSQ; 34 items; BSQ34; Cooper et al., 1987) is most often used to measure body-shape dissatisfaction (Rosen et al., 1996). In addition, various short versions of the BSQ34 (16A, 16B, 14, 8A, 8B, 8C, 8D) are evaluated (Kapstad, 2015), of which the 8C version appears superior over other short versions, as it shows high sensitivity to change during therapy (Pook, 2008). Both, the BSQ34 and BSQ8C are adapted for use in various western, Latin (Rosen et al., 1996; Pook, 2008; Welch et al., 2012; da Silva et al., 2014; Kapstad, 2015), and Iraqi-Arab cultures (Medya and Ishak, 2016) and have strong psychometric properties, such as high internal validity, test–retest reliability, convergent validity, and unidimensional factor structure. Furthermore, the BSQ34 and BSQ8C are currently not available in an Arabic version adapted for use in Saudi Arabia.

The ability to screen for body-shape dissatisfaction is an important first step to help prevent development of eating disorder symptoms and other psychological symptoms through intervention programs, since targeted programs are more effective than universal preventative programs (Stice et al., 2019). In order to select participants for such preventative programs the BSQ8C can be used as a first screener before administration of the BSQ34 among those who scored above cut-off on the BSQ8C. In addition, a valid Saudi- Arabic BSQ could be used to measure reduction of eating disorder symptoms after eating disorder treatment. Furthermore, based on an Item Response Theory (IRT) analysis, factor scores can be used to obtain normalized standard scores (*T*-scores) and to establish percentile scores, both will offer a conversion of raw scores into these common metrics, which will ease interpretation and increase applicability of the measure (de Beurs et al., 2022a).

The aim of this brief report is to evaluate the psychometric properties (internal consistency, concurrent and discriminative validity, and factor structure) of a Saudi-Arabic version of the BSQ34, and the BSQ8C and investigate the screening potential for body-shape dissatisfaction in a convenience community sample in Saudi Arabia. The additional aim is to establish norms, *T*-scores, and percentile scores as they enable to measure whether body-shape dissatisfaction changes over time. The community sample first completes an online BSQ34, and when they leave their contact details they will be contacted to participate in a brief in-person interview.

Materials and methods

Procedure

In order to validate the Arabic BSQs adapted for use in Saudi Arabia, a convenience sample was recruited as Saudis are

very sensitive to how they are viewed by others, and therefore, less likely to participate in surveys, questioning them on their personal beliefs and values (Al-Darmaki, 2003). Therefore, the aim was to reach as many Saudi passport holders as possible. Recruitment took place between April 2017 and May 2018 from students [Princess Noura University (PNU), King Saud University in Riyadh], and through social media (Twitter, Facebook), and the social network of the first author (BM; friends, colleagues, and their relatives and friends). Furthermore, some of BM's students recruited participants through their personal network. Participants had to be Saudi, literate, and aged ≥ 18 . Participants provided informed consent and completed anonymously an online self-report questionnaire including the BSQ34 and demographics through Survey Monkey (Waclawski, 2012). At a second phase of data collection, between November 2017 and May 2018, the EDE-SC interview was administered to a subsample ($N=602$). Participants who provided their contact details in the online BSQ34 were contacted for an EDE-SC interview.

Participants

The study was approved on 7 May 2017 (17-0097) by the ethical board of PNU. A total of 871 Saudis were recruited of which four participants (0.4%) had $\geq 5\%$ missing data regarding BSQ34 items and were therefore excluded, resulting in a sample size of $N=867$. The mean age was 23.6 ($SD=5.5$) years, and the majority ($n=475$, 54.8%) was aged between 18 and 21 years old. There were several differences in the study sample compared to the general Saudi population: the majority were women (85.5 vs. 42.3%), university student (41.2 vs. 4.4%), and unmarried (76.5 vs. 33.0%). Body Mass Index was calculated based on self-reported body weight and height ($M=25.08$, $SD=6.8$). Table 1 displays demographics of the sample.

Measures

The BSQ34 was administered and then compared to the Eating Disorder Examination-Shape Concern (EDE-SC) subscale to examine if the BSQ accurately measures body-shape dissatisfaction, as some studies state the BSQ measures shape concern (Cooper et al., 1987; da Silva et al., 2014) and some state it measures body-shape dissatisfaction (Welch et al., 2012; Kapstad, 2015) it is assumed that the EDE-SC and BSQ measure the same construct.

Body shape questionnaire

The BSQ34 is a self-report questionnaire to measure body-shape dissatisfaction, such as fear of gaining weight, desire to lose weight, and self-devaluation related to physical-appearance, as experienced during the last 28 days. A total of 34 items are

TABLE 1 Demographics of a Saudi convenience sample ($N=867$).

	<i>N</i>	<i>M (SD)</i>
Age	867	23.6 (5.5)
18–21 years	475 (54.8%)	
22–25 years	162 (18.7%)	
26–40 years	175 (20.2%)	
41–81 years	54 (6.2%)	
Gender		
Female	745 (85.5%)	
Male	122 (14.5%)	
BMI	867	25.2 (6.8)
Marital status	867	
Married	149 (17.2%)	
Unmarried	663 (76.5%)	
Divorced	53 (6.1%)	
Occupation/ education	867	
High school	232 (26.9%)	
University in country of heritage	336 (38.7%)	
University in Arab country	17 (2.0%)	
University in Western country	43 (0.5%)	
Employed	130 (14.9%)	
Unemployed	90 (10.4%)	
Other	57 (6.6%)	
Measures		
EDE-SC	602	2.8 (1.6)
BSQ34	867	86.5 (36.3)
BSQ8C	867	21.3 (9.7)

BMI, body mass index; BSQ, body shape questionnaire; EDE-SC, eating disorder examination-shape concern subscale.

answered on a 6-point Likert scale (1, never, to 6:always; Cooper et al., 1987). The total score is the sum-score of all items and ranges between 34 and 204. The proposed cut-off score for the British original is <110 , indicating body-shape dissatisfaction. A shortened 'alternate' form, comprising items 4, 6, 13, 16, 19, 23, 29, and 33, was proposed as the BSQ8C (Evans and Dolan, 1993) for which the cut-off score is <26 (Cooper et al., 1987). The BSQ34 and BSQ8C have good psychometric properties, such as high internal consistency (Cronbach's $\alpha=0.96$, and 0.91, respectively), and good test-retest stability ($r=0.88$, and 0.95, respectively; Rosen et al., 1996; Pook, 2008; Welch et al., 2012). A Jordan BSQ34 was provided by Mousa et al. (2010) which was slightly adapted by BM and a psychology student of PNU and a translator as Jordan and Saudi Arabic differ slightly. Differences were discussed and resolved. Then, a back translation was made by the translator. One cultural adaptation was made in question 27: as women in Saudi Arabia share cars rather than travel by bus, "bus seat" was changed to "car seat."

A pilot study among 50 PNU Health faculty students conducted in January 2017 offered the choice of completing the English or Arabic version of the BSQ34, both versions were

adapted for use in Saudi Arabia. Although bilingual, all students preferred the Arabic to the English BSQ34. Therefore, it was decided only to offer the Arabic version. Participant feedback on the pilot indicated that the quality of the translation was satisfactory.

Eating disorder examination 16.0 shape concern scale

The shape concern scale of the Eating Disorder Examination (EDE-SC) consists of eight items measuring shape concern as a feature of eating disorders, is a subscale of a widely used semi-structured interview (EDE), which has good psychometric properties (Cooper et al., 1989). The EDE-SC assesses shape concern during the previous 28 days on a 7-point Likert scale (0: feature was absent, to 6: feature was markedly present/present every day; Cooper and Fairburn, 1987). Saudis with an EDE-SC score of <4.34 (community mean + 1SD) were considered high in shape concern, 117 participants (19.4%) scored within the clinical range. For the Arabic version adapted for use in Saudi Arabia, some items were first culturally adapted by BM and two of her students, then translated to Arabic, and back-translated by the students. In the item regarding discomfort about exposure, swimming and communal changing rooms were replaced by gym and weddings, and wearing a wider or dark-colored abaya (mandatory coat for women) was added since they were more appropriate for Saudi culture (Melisse et al., 2021). Internal consistency of the EDE-SC was high (Cronbach's $\alpha = 0.87$, McDonalds $\omega = 0.85$), and an Exploratory Factor Analysis indicated a unidimensional factor structure for the shape concern subscale with item loadings between 0.50 and 0.87.

Statistical analyses

The BSQ34 was compared to the EDE-SC subscale to examine if the BSQ34 accurately measures body-shape dissatisfaction. This procedure was repeated when analyzing only the eight items of the BSQ8C. A one-way ANOVA was conducted to test for the effect of gender, age, and occupation on BSQ score. Item scores were inspected regarding their mean (and SD) and the frequency distribution by assessing skewness and kurtosis. The unidimensionality of the BSQs was investigated with a Confirmatory-Factor Analysis (CFA). In addition, invariance of the BSQ34 and the BSQ8C across two age groups and genders (18–25 and 26–81) was investigated with a multi-group CFA measurement (Wu and Estabrook, 2016). Internal consistency of the BSQs was measured by Cronbach's α ($\alpha \geq 0.70$ was considered good and $\alpha \geq 0.90$ excellent; Cronbach, 1951; Gliem and Gliem, 2003) as well as McDonald's ω (MacDonald, 1999). In addition, an IRT-based transformation of scores was performed, as described elsewhere (de Beurs et al., 2022a,b). First, an IRT model was fitted to the data, and factor scores (theta's) with $M=0$

and $SD=1$ were calculated. Next, these standard scores were converted into T -scores with $T=10*Z+50$. With curve fitting (Non-linear Least Squared; Baty et al., 2015), a function was derived to compute T -scores from raw scores. For T -scores a cut-off value of 55 was proposed. The appropriateness of this cut-off value for the BSQ34 and BSQ8C was investigated. The discriminative validity of the Saudi-BSQs was examined by a receiver-operating-characteristic (ROC) analysis. Thus, sensitivity and specificity of the BSQs were established regarding the presence of body-shape dissatisfaction/ shape concern as assessed by the EDE-SC. An EDE-SC score of 4.34 was used to distinguish between Saudis high and low in shape concern (Cooper and Fairburn, 1987). The area-under-the-curve (AUC) was calculated for both BSQs. An $AUC \geq 0.90$ meant high accuracy, 0.70–0.90 moderate, and 0.50–0.70 low accuracy in predicting EDE-SC status. Data were analyzed with SPSS (version 28) and with R (package Lavaan, version 0.6–5) (Rosseel, 2012).

Results

There was no effect of gender [$F(1, 784)=0.19, p=0.659$], occupation [$F(6,732)=1.46, p=0.189$], and no difference among four age groups up to 21, 22–25, 26–40, and 40–81 years old [$F(3,785)=1.60, p=0.192$]. Supplementary Table A shows that BSQ scores (BSQ34: $M=87.7, SD=36.8$; BSQ8C: $M=21.3, SD=9.7$) were slightly skewed due to an excess of low scores. Items 7, 8, 11, 13, 18, 19, 26, 27, 31, and 32 were skewed and peaked with many responses in the lowest response category (“never”). Internal consistency was high (BSQ34: Cronbach's $\alpha = 0.96$, McDonalds $\omega = 0.97$; BSQ8C: Cronbach's $\alpha = 0.85$, McDonalds $\omega = 0.87$). BSQ and EDE-SC scores were strongly correlated (BSQ34: $r=0.85, p<0.001$; BSQ8C: $r=0.82, p<0.001$). Table 2 shows that the ROC analysis revealed a high AUC (BSQ34: $AUC=0.93, 95\%CI [0.90-0.95], p<0.001$; BSQ8C: $AUC=0.92, 95\%CI [0.89-0.94], p<0.001$), which indicated that both Arabic BSQs adapted for use in Saudi Arabia discriminate well between individuals high and low in body-shape dissatisfaction according to the EDE-SC.

IRT analysis showed that a unidimensional model fitted well [$\chi^2(527)=2513.38; RMSEA=0.069; 95\%CI=0.066-0.072; SRMSR=0.063, TLI=0.974, CFI=0.976$] for the BSQ34. Similar fit indexes were found for the BSQ8C. We also investigated with multi-group CFA whether the data yield sufficiently similar factor solutions among men and women and two age groups of respondents younger than 26 and 26 and older (Wu and Estabrook, 2016). We evaluated configural invariance, metric (weak factorial) invariance, and scalar (strong factorial) invariance. For both the BSQ34 and the BSQ8C, this provided models with almost equal fit, and no significant differences in fit were demonstrated. We concluded that the factorial structure is very similar for both age groups. Finally, we also investigated measurement invariance for gender and obtained similar results of equal fit for both genders. All in all, these results indicate that

TABLE 2 Summary of reliability and validity measures of the Saudi BSQ34.

Measure	Mean	SD	α	ω	R (EDE-SC)	AUC	n, % above original cut-off [†]	n, % above estimated cut-off [‡]
BSQ34	87.7	36.8	0.96	0.97	0.85*	0.93	209, 23.9%	231, 26.7%
BSQ8C	21.3	9.7	0.85	0.87	0.82*	0.92	267, 30.8%	190, 21.9%

* $p < 0.001$.

[†]Original cut-off: BSQ34 < 110; BSQ8C < 26 (Cooper et al., 1987).

[‡]Estimated cut-off: BSQ34 < 114; BSQ8C < 28.

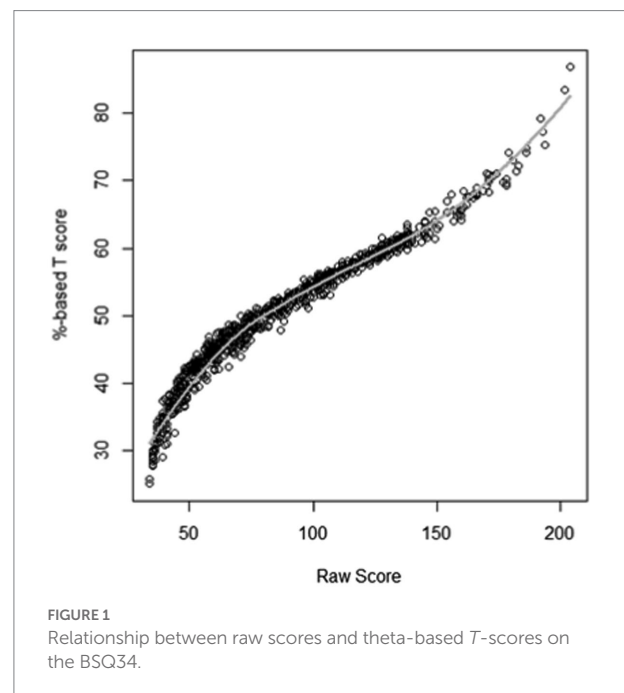
α = Cronbach's alpha (Cronbach, 1951); ω = Omega (hierarchical; MacDonald, 1999). AUC, area under the curve; BSQ, body shape questionnaire; EDE-SC, eating disorder. Examination-shape concern subscale

support for the unidimensional factor structures of the BSQ34 and BSQ8C is found in both age groups and for both genders.

Figure 1 shows the relation for the BSQ34 between raw scores and theta-based T -scores. The figure shows some variance in T -scores per raw score (vertical dispersion). Figure 2 shows histograms with a density line (black) and a normal curve (red) and normal probability plots for raw scores and T -scores of the BSQ34, showing that normalization was successful. We also established Percentile Rank (PR) scores based on the frequency of responses in the sample, using: $PR = \left(\frac{m + 0.5k}{N} \right) * 100$, where m is the number of respondents with a score < Raw Score (RS), k is the number of respondents with exactly RS, and N is the size of the normative sample (Crawford and Garthwaite, 2009). Figure 3 shows for a selection of raw scores on the BSQ34, displayed on the curve, their association with T -scores and PR scores. In the supplementary materials cross-walk tables from RS to T -scores and percentile rank scores are provided (Supplementary Tables B, C). Finally, when the original cut-off score of < 110 (Cooper et al., 1987) was applied to the BSQ34 sensitivity was 87.4%, and specificity 82.2%. However, the present data suggested different cut-off values. If optimal sensitivity is called for, e.g., when screening for subsequent assessment with a diagnostic interview, a raw score > 100 ($T > 53.8$) on the BSQ34 seems appropriate. When optimal specificity is called for, e.g., when screening for need of treatment, a cut-off of RS > 123 ($T > 59.1$) would seem more appropriate. Sensitivity and specificity are in balance at 0.85 when a cut-off of RS > 114 ($T > 57.0$) is applied. The BSQ8C cut-off values for RS can be found in Table 3; corresponding cut-offs in T -scores are $T > 53.6$, $T > 57.7$, and $T > 56.4$. Figure 2 shows a cross-walk figure to look up percentile rank scores and T -scores for a selection of raw scores.

Discussion

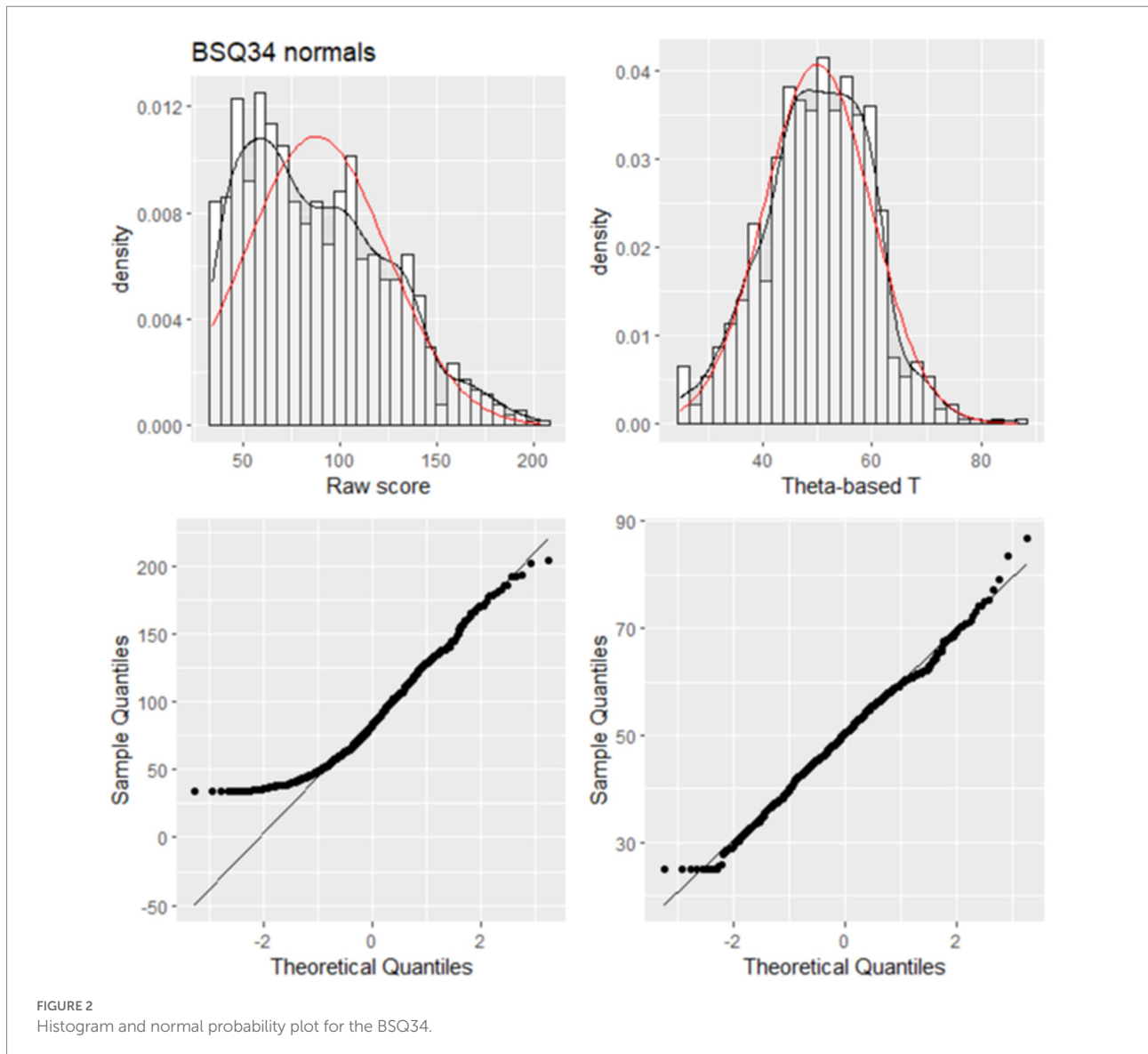
This is the first study to provide preliminary data on a measure to assess body-shape dissatisfaction in Saudi Arabia. The main findings of this study are that both versions of the Saudi-Arabic BSQ accurately discriminated between Saudis with low and high body-shape dissatisfaction, had a unidimensional factor structure, high internal consistency, and high convergent validity. Even though living conditions between men and women differed significantly (ALAhmari et al., 2019; Melisse et al., 2021), no effect of gender and level of education was found on BSQ34 or BSQ8C



score in the present data. Also, no difference between age groups was found, and the factor structure was equal between both genders and age groups. However, since young, unmarried Saudi women were overrepresented these results should be interpreted with caution. Nevertheless, in age the present sample does reflect the composition of the Saudi Arabia population as it has a large young populations with a median age of 31.8 years and about 72% of the population is aged between 15 and 64 years (Worldometers, 2021; O'Neil, 2022).

Results regarding the psychometric properties of the BSQs adapted for use in Saudi Arabia are in line with other studies. The current study found a unidimensional factor structure and a high internal consistency, similar to previous western, Latin, and Iraqi-Arab studies (Pook, 2008; Welch et al., 2012; da Silva et al., 2014; Medya and Ishak, 2016), underlining the potential multi-cultural applicability of the BSQs. The BSQ8C can be used as a first screener before administration of the BSQ34 among those who scored above cut-off on the BSQ8C.

This study shows a variety of strengths. This study is the first to investigate body-shape dissatisfaction and the properties of the BSQs in a large Saudi community sample. Furthermore, the sample consisted of men and women, which is quite unique in



Saudi society. As Saudi Arabia is socially a rather reclusive society (Melisse et al., 2022), being able to investigate such a large and diverse sample was a rare opportunity. Furthermore, as there was no effect of age, gender, and level of education, it may be concluded that both versions of the BSQ are widely applicable across Saudi Arabia to screen for or assess the severity of body-shape dissatisfaction. In addition, this study contributes to the assessment and knowledge regarding body-shape dissatisfaction in Saudi Arabia. The proposed cut-off values can be used to select Saudis for preventative programs aiming to avoid the development of eating disorder symptoms (Stice and Shaw, 2002).

There are certain limitations to this study. First, since the BSQ was only completed once, test–retest reliability could not be established. Secondly, this study did not include a clinical sample. Inclusion of a clinical sample suffering from body-shape dissatisfaction related to eating disorders would have helped to determine the discriminant validity. However, unfortunately,

eating disorders are barely recognized in Saudi Arabia (Melisse et al., 2021), creating difficulties to study a clinical population. Thirdly, the EDE-SC was used to determine how well the Saudi-Arabic BSQs discriminated between Saudis with low and high levels of body-shape dissatisfaction. Use of this EDE subscale is not ideal since its factor structure is inconclusive (Byrne, 2010; Grilo et al., 2010; O'Brien et al., 2016; Burke et al., 2017). Examining the factor structure of the full Saudi-Arabic EDE would be superior. However, only 98 participants completed the EDE, therefore running a CFA in this sample would not yield valid results. Though use of the EDE-SC appeared most suitable since bias appeared to be reduced due to its investigator-based nature (Cooper and Fairburn, 1987), the shape concern subscale has the highest internal consistency (Burke et al., 2017) and there are no other standardized measures available to measure body-shape dissatisfaction in Saudi Arabia. Fourthly, since data collection ended, there have been several cultural changes in Saudi Arabia,

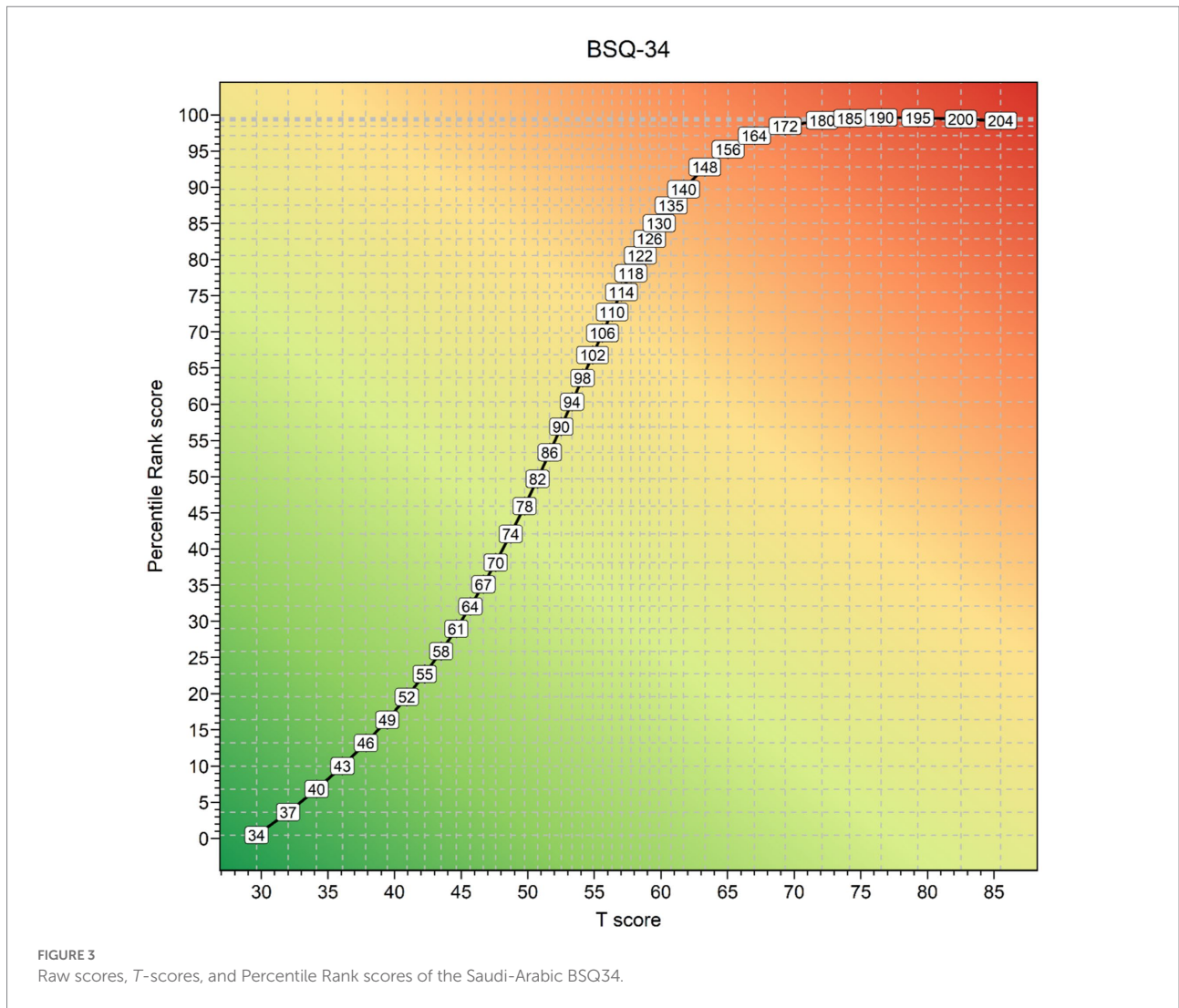


TABLE 3 Sensitivity and specificity for the Saudi-Arabic body shape questionnaire.

Scale	Optimal sensitivity				Optimal specificity			Best of both		
	AUC	Cut-off	Sens.	Spec.	Cut-off	Sens.	Spec.	Cut-off	Sens.	Spec.
BSQ34	0.929	100	0.90	0.74	123	0.74	0.89	114	0.85	0.85
BSQ8C	0.916	24	0.89	0.72	30	0.74	0.88	28	0.83	0.83

AUC, area under the curve; Sens., sensitivity; Spec., specificity.

such as transformations to empower women and modernize the relatively conservative Saudi society (Melisse et al., 2022). Nowadays, women no longer have to wear a traditional abaya which might influence body image and therefore rates of body-shape dissatisfaction (Dittmar, 2005). In addition, when conducting the interviews, Saudi Arabia applied a strict gender separation, and interviews were conducted by female assessors only. Therefore, potentially only progressive Saudi men participated in this study. It is further noteworthy, that, though no effect of gender or educational level was found, there was a gender and educational bias in the current sample. There was an

overrepresentation of highly educated women compared to the general Saudi population which should be considered when interpreting the results and potentially impacts generalizability. Furthermore, as women tend to show higher body-shape dissatisfaction than men in general (Stice and Shaw, 2002), though not in the present sample, cut-off scores suggested in this study should be used with some caution.

Future studies should take the limitations of this study into account. Based on the current results, a logical next step for future research would be to examine test-retest reliability of the Saudi-Arabic BSQs (Polit and Yang, 2016). Furthermore, examination of

body-shape dissatisfaction is more reliable among clinical samples, for example among Saudis with eating disorder symptoms. In the present study, the external criterion to evaluate the screening ability of the BSQs was a score above or below the community mean + 1SD on the EDE-SC. Examination of the factor structure of the full Saudi-Arabic EDE among a sufficient sample is recommended. An alternative approach would be to compare BSQs scores in a mixed community and clinical sample, e.g., Saudis seeking treatment for eating disorders and evaluate discriminative validity of the BSQs. However, body-shape dissatisfaction and eating disorders are rarely recognized and treated in Saudi clinics (Alkhadari et al., 2016; Melisse et al., 2020a). In addition, it would also be of interest to examine the psychometric properties of additional measures assessing body-shape dissatisfaction or body-shape concern, such as the Body Attitude Test (Probst et al., 1995), Body Uneasiness Test (Cuzzolaro et al., 2006), and the Body Appreciation Scale-2 (Tylka and Wood-Barcalow, 2015). In contrast to the other self-reports, the Body Appreciation Scale-2 measures positive body image (Tylka and Wood-Barcalow, 2015). Both, the Body Attitude Test (Probst et al., 1995) and Body Uneasiness Test (Cuzzolaro et al., 2006) have a stable multi-factor structure and look into different aspects of body-shape dissatisfaction; however, the Body Uneasiness Test involves significantly more items compared to the BSQ34 and the Body Attitude Test is only moderately correlated with the BSQ34 (Probst et al., 1997). Furthermore, it is recommended to validate the Saudi-Arabic BSQ34 among Saudis with excess weight, like the Body Uneasiness Test has been validated among patients with excess weight in other cultures (Marano et al., 2007). This is of relevance since almost half of the Saudi population suffers from excess weight and a high BMI is associated with more severe body-shape dissatisfaction in Saudi Arabia (Melisse et al., 2022). Moreover, it would also be of interest to investigate general psychopathology, as body-shape dissatisfaction was associated with increased levels of psychological symptoms (Murray et al., 2013; Gailledrat et al., 2016; Pritchard et al., 2021; Turk et al., 2021). Furthermore, body-shape dissatisfaction also predicted psychological symptoms in other cultures (Rodríguez-Cano et al., 2006; Rich and LeClere, 2011). Moreover, it would be of interest to investigate whether the recent transformations to modernize Saudi society, for example by releasing the obligation for women to wear an abaya, impacts body-shape dissatisfaction. For instance, body-shape dissatisfaction could be compared between women who still wear an abaya and women who have decided not to wear the traditional abaya anymore. Last, a more balanced community sample regarding gender, age, and educational level would increase confidence in the generalizability of the findings and normative values.

In conclusion, this study made a first attempt to evaluate the psychometric properties and provide preliminary normative data of Saudi-Arabic BSQs. Both, the BSQ34 and the BSQ8C displayed a unidimensional factor structure, high internal validity, and are, therefore, potentially valid assessment tools to measure body-shape dissatisfaction in Saudi Arabia. The estimated cut-off score

for the BSQ34 was <114 and <28 for the BSQ8C. Though no effect of gender, level of education and age was found on BSQs total score and the BSQs performed equally across gender and age, unmarried women were overrepresented in this study which potentially impacts generalizability of the Arabic BSQ. Therefore, the results should be interpreted with care when the BSQs are applied across Saudi Arabia.

Data availability statement

The data and materials analyzed in this study are available upon reasonable request to the corresponding author.

Ethics statement

The studies involving human participants were reviewed and approved by the ethical board of PNU, Riyadh, Saudi Arabia (17-0097). Study approval was given on May 7th, 2017. The patients/ participants provided their written informed consent to participate in this study.

Author contributions

The manuscript has been written by BM in collaboration with EF and EB. BM was responsible for cultural adaptation of the measures and data collection. All authors contributed to the article and approved the submitted version.

Acknowledgments

We gratefully acknowledge the help of Sara Abdullah Al Nuwayran and Abeer Ali Al Ghamdi, who participated as native speakers in the translation of the measures and recruited participants. Abeer Ali Al Ghamdi conducted the interviews alongside BM. Finally, we wish to express our gratitude to all respondents who participated in this study.

Conflict of interest

The authors declare that the research was conducted in the absence of any commercial or financial relationships that could be construed as a potential conflict of interest.

Publisher's note

All claims expressed in this article are solely those of the authors and do not necessarily represent those of

their affiliated organizations, or those of the publisher, the editors and the reviewers. Any product that may be evaluated in this article, or claim that may be made by its manufacturer, is not guaranteed or endorsed by the publisher.

References

- AlAhmari, T., Alomar, A. Z., ALBeeybe, J., Asiri, N., ALAjaji, R., ALMasoud, R., et al. (2019). Associations of self-esteem with body mass index and body image among Saudi college-age females. *Eat. Weight Dis.* 24, 1199–1207. doi: 10.1007/s40519-017-0471-0
- Al-Darmaki, F. R. (2003). Attitudes towards seeking professional psychological help: what really counts for United Arab Emirates university students. *Soc. Behav. Personal. Int. J.* 31, 497–508. doi: 10.2224/sbp.2003.31.5.497
- AlHadi, A. N., Almeharish, A., Bilal, L., Al-Habeeb, A., Al-Subaie, A., Naseem, M. T., et al. (2022). The prevalence and correlates of bulimia nervosa, binge-eating disorder, and anorexia nervosa: the Saudi National Mental Health Survey. *Int. J. Eat. Disord.* doi: 10.1002/eat.23790 [Epub ahead of print].
- Alkhadari, S., Alsabbri, A. O., Mohammad, I. H. A., Atwan, A. A., Alqudaihi, F., and Zahid, M. A. (2016). Prevalence of psychiatric morbidity in the primary health clinic attendees in Kuwait. *J. Affect. Disord.* 195, 15–20. doi: 10.1016/j.jad.2016.01.037
- Al-Sendi, A., Shetty, P., and Musaiger, A. (2004). Body weight perception among Bahraini adolescents. *J. Child. Care Health Develop.* 30, 369–376. doi: 10.1111/j.1365-2214.2004.00425.x
- Baty, F., Brutsche, M., Ritz, C., Charles, S., Flandrois, J. P., and Delignette-Muller, M. L. (2015). A toolbox for nonlinear regression in R: the package nlstools. *J. Stat. Softw.* 66, 1–21. doi: 10.18637/jss.v066.i05
- Bener, A., Kamal, A., Tewfik, I., and Sabuncuoglu, O. (2006). Prevalence of dieting, overweight, body image satisfaction and associated psychological problems in adolescent boys. *J. Nutr. Food Sci.* 36, 295–304. doi: 10.1108/00346650610703144
- Burke, N. L., Tanofsky-Kraff, M., Crosby, R., Mehari, R. D., Marwitz, S. E., Broadney, M. M., et al. (2017). Measurement invariance of the eating disorder examination in black and white children and adolescents. *Int. J. Eat. Disord.* 50, 758–768. doi: 10.1002/eat.22713
- Byrne, S. M. (2010). The factor structure of the eating disorder examination in clinical and community samples. *Int. J. Eat. Disord.* 43:260. doi: 10.1002/eat.20681
- Carter, J. J. (2022). Self-concept clarity and appearance-based social comparison to idealized bodies. *Body Image* 40, 124–130. doi: 10.1016/j.bodyim.2021.12.001
- Cooper, Z., Cooper, P. J., and Fairburn, C. G. (1989). The validity of the eating disorder examination and its subscales. *Br. J. Psychiatry* 154, 807–812. doi: 10.1192/bjp.154.6.807
- Cooper, Z., and Fairburn, C. (1987). The eating disorder examination: a semi-structured interview for the assessment of the specific psychopathology of eating disorders. *Int. J. Eat. Disord.* 6, 1–8. doi: 10.1002/1098-108X(198701)6:1<1::AID-EAT2260060102>3.0.CO;2-9
- Cooper, P. J., Taylor, M. J., Cooper, Z., and Fairburn, C. G. (1987). The development and validation of the body shape questionnaire. *Int. J. Eat. Disord.* 6, 485–494. doi: 10.1002/1098-108X(198707)6:4<485::AID-EAT2260060405>3.0.CO;2-O
- Crawford, J. R., and Garthwaite, P. H. (2009). Percentiles please: the case for expressing neuropsychological test scores and accompanying confidence limits as percentile ranks. *Clin. Neuropsychol.* 23, 193–204. doi: 10.1080/13854040801968450
- Cronbach, L. J. (1951). Coefficient alpha and the internal structure of tests. *Psychometrika* 16, 297–334.
- Cuzzolaro, M., Vetrone, G., Marano, G., and Garfinkel, P. E. (2006). The body uneasiness test (BUT): development and validation of a new body image assessment scale. Eating and weight disorders - studies on anorexia. *Bulimia Obes.* 11, 1–13. doi: 10.1007/BF03327738
- da Silva, W. R., Dias, J. C. R., Maroco, J. O., and Campos, J. A. D. B. (2014). Confirmatory factor analysis of different versions of the body shape questionnaire applied to Brazilian university students. *Body Image* 11, 384–390. doi: 10.1016/j.bodyim.2014.06.001
- de Beurs, E., Böhnke, J. R., and Fried, E. I. (2022a). Common measures or common metrics? A plea to harmonize measurement results. *Clin. Psychol. Psychother.* 29, 1755–1767. doi: 10.1002/cpp.2742
- de Beurs, E., Oudejans, S., and Terluin, B. (2022b). A common measurement scale for scores from self-report instruments in mental health care: T scores with a normal distribution. *Eur. J. Psychol. Assess.* doi: 10.23668/psycharchives.5665 [Preprint].
- Dittmar, H. (2005). Vulnerability factors and processes linking sociocultural pressures and body-shape dissatisfaction. In: *J. Soc. Clin. Psychol.* 24, 1081–1087. doi: 10.1521/jscp.2005.24.8.1081
- Eapen, V. M., Mabrouk, A. A., and bin Othman, S., (2006). Disordered eating attitudes and symptomatology among adolescent girls in the United Arab Emirates. *Eat. Behav.* 7, 53–60. doi: 10.1016/j.eatbeh.2005.07.001
- Evans, C., and Dolan, B. M. (1993). Body shape questionnaire: derivation of shortened alternate forms. *Int. J. Eat. Disord.* 13:315. doi: 10.1002/1098-108x(199304)13:3<315::aid-eat2260130310>3.0.co;2-3
- Frederick, D. A., Daniels, E. A., Bates, M. E., and Tylka, T. L. (2017). Exposure to thin-ideal media affect most, but not all, women: results from the perceived effects of media exposure scale and open-ended responses. *Body Image* 23, 188–205. doi: 10.1016/j.bodyim.2017.10.006
- Gaillardat, L., Rousselet, M., Venisse, J.-L., Lambert, S., Rocher, B., Remaud, M., et al. (2016). Marked body shape concerns in female patients suffering from eating disorders: relevance of a clinical sub-group. *PLoS One* 11:e0165232. doi: 10.1371/journal.pone.0165232
- Gliem, J. A., and Gliem, R. R. (2003). “Calculating, interpreting, and reporting Cronbach’s alpha reliability coefficient for Likert-type scales.” in *Presented at the Midwest Research-to-Practice Conference in Adult, Continuing, and Community Education*; October 8–10, 2003; The Ohio State University, Columbus, OH.
- Grilo, C. M., Crosby, R. D., Peterson, C. B., Masheb, R. M., White, M. A., Crow, S. J., et al. (2010). Factor structure of the eating disorder examination interview in patients with binge-eating disorder. *Obesity* 18, 977–981. doi: 10.1038/oby.2009.321
- Kapstad, H. (2015). Validation of the Norwegian short version of the body shape questionnaire (BSQ-14). *Nord. J. Psych.* 69:509. doi: 10.3109/08039488.2015.1009486
- MacDonald, R. P. (1999). Test theory: a unified treatment. Lawrence Erlbaum Associates. Available at: <http://catdir.loc.gov/catdir/enhancements/fy0709/99024196-d.html>
- Marano, G., Cuzzolaro, M., Vetrone, G., Garfinkel, P. E., Temperilli, F., Marchesini, G., et al. (2007). Validating the body uneasiness test (BUT) in obese patients. Eating and weight disorders - studies on anorexia. *Bulimia Obes.* 12, 70–82. doi: 10.1007/BF03327581
- Medya, O. D., and Ishak, N. A. (2016). Internal validity, performance and dimensionality of the body shape questionnaire among female students in the Kurdistan Iraq region. *Res. Humanit. Soc. Sci.* 6, 121–127. [Preprint].
- Melisse, B., Beurs, E. D., and Furth, E. F. V. (2020a). Eating disorders in the Arab world: a literature review. *J. Eat. Disord.* 8:59. doi: 10.1186/s40337-020-00336-x
- Melisse, B., Blankers, M., Beurs, E. D., and Furth, E. F. V. (2022). Correlates of eating disorder pathology in Saudi Arabia: BMI and body-shape dissatisfaction. *J. Eat. Disord.* 10:126. doi: 10.1186/s40337-022-00652-4
- Melisse, B., de Beurs, E., and Van Furth, E. (2020b). Eating disorders in the Arab world: a literature review. *J. Eat. Disord.* 8:59. doi: 10.1186/s40337-020-00336-x
- Melisse, B., van Furth, E., and de Beurs, E. (2021). The eating disorder examination- questionnaire: norms and validity for Saudi nationals. *Eat. Weight Disord.* 27, 139–150. doi: 10.1007/s40519-021-01150-3
- Mousa, T. Y., Mashal, R. H., Al-Domi, H. A., and Jibril, M. A. (2010). Body image dissatisfaction among adolescent schoolgirls in Jordan. *Body Image* 7, 46–50. doi: 10.1016/j.bodyim.2009.10.002
- Murray, K., Rieger, E., and Byrne, D. (2013). A longitudinal investigation of the mediating role of self-esteem and body importance in the relationship between stress and body-shape dissatisfaction in adolescent females and males. *Body Image* 10, 544–551. doi: 10.1016/j.bodyim.2013.07.011
- O’Brien, A., Watson, H. J., Hoiles, K. J., Egan, S. J., Anderson, R. A., Hamilton, M. J., et al. (2016). Eating disorder examination: factor structure and norms in a clinical female pediatric eating disorder sample. *Int. J. Eat. Disord.* 49, 107–110. doi: 10.1002/eat.22478
- O’Neil, A. (2022). Saudi Arabia: Age structure from 2010 to 2020. *Statista*. Available at: <https://www.statista.com/statistics/262478/age-structure-in-saudi-arabia/> (Accessed April 13, 2022).

Supplementary material

The Supplementary material for this article can be found online at: <https://www.frontiersin.org/articles/10.3389/fpsyg.2022.1046075/full#supplementary-material>

- Polit, D. F., and Yang, F. (2016). *Measurement and the measurement of change: A primer for the health professions*. Philadelphia: Wolters Kluwer.
- Pook, M. (2008). Evaluation and comparison of different versions of the body shape questionnaire. *Psychiatry Res.* 158:67. doi: 10.1016/j.psychres.2006.08.002
- Pritchard, M., Brasil, K., McDermott, R., and Holdiman, A. (2021). Untangling the associations between generalized anxiety and body-shape dissatisfaction: the mediating effects of social physique anxiety among collegiate men and women. *Body Image* 39, 266–275. doi: 10.1016/j.bodyim.2021.10.002
- Probst, M. M. D., Van Coppenolle, H., and Vandereycken, W. (1997). Further experience with the body attitude test. *Eat. Weight Dis.* 2, 100–104. doi: 10.1007/BF03339956
- Probst, M., Vandereycken, W., Coppenolle, H. V., and Vanderlinden, J. (1995). The body attitude test for patients with an eating disorder: psychometric characteristics of a new questionnaire. *Eat. Disord.* 3, 133–144. doi: 10.1080/10640269508249156
- Rasheed, P. (1998). Perception of body weight and self-reported eating and exercise behaviour among obese and non-obese women in Saudi Arabia. *Public Health* 112, 409–414. doi: 10.1038/sj.ph.1900479
- Rich, S. S., and LeClere, S. (2011). *Body Image*. Springer, Boston, MA.
- Rodríguez-Cano, T. M. D., Beato-Fernández, L. M. D. P. D., and Llario, A. B. R. N. (2006). Body-shape dissatisfaction as a predictor of self-reported suicide attempts in adolescents: a Spanish community prospective study. *J. Adolesc. Health* 38, 684–688. doi: 10.1016/j.jadohealth.2005.08.003
- Rosen, J. C., Jones, A., Ramirez, E., and Waxman, S. (1996). Body shape questionnaire: studies of validity and reliability. *Int. J. Eat. Disord.* 20, 315–319. doi: 10.1002/(SICI)1098-108X(199611)20:3<315::AID-EAT11>3.0.CO;2-Z
- Rosseel, Y. (2012). Lavaan: an R package for structural equation modeling. *J. Stat. Softw.* 48, 1–36. doi: 10.18637/jss.v048.i02
- Stice, E. (2002). Risk and maintenance factors for eating pathology: a meta-analytic review. *Psychol. Bull.* 128, 825–848. doi: 10.1037/0033-2909.128.5.825
- Stice, E., Marti, C. N., Shaw, H., and Rohde, P. (2019). Meta-analytic review of dissonance-based eating disorder prevention programs: intervention, participant, and facilitator features that predict larger effects. *Clin. Psychol. Rev.* 70, 91–107. doi: 10.1016/j.cpr.2019.04.004
- Stice, E., and Shaw, H. E. (2002). Role of body-shape dissatisfaction in the onset and maintenance of eating pathology: a synthesis of research findings. *J. Psychosom. Res.* 53, 985–993. doi: 10.1016/s0022-3999(02)00488-9
- Thomas, J., Khan, S., and Abdulrahman, A. A. (2010). Eating attitudes and body image concerns among female university students in the United Arab Emirates. *Appetite* 54, 595–598. doi: 10.1016/j.appet.2010.02.008
- Thomas, J., O'Hara, L., Quadflieg, S., and Weissgerber, S. C. (2018). Acculturation, out-group positivity and eating disorders symptoms among Emirati women. *Eat. Weight Disord.* 23, 241–246. doi: 10.1007/s40519-016-0358-5
- Turk, F., Kellett, S., and Waller, G. (2021). Determining the potential links of self-compassion with eating pathology and body image among women and men: a cross-sectional mediational study. *Body Image* 37, 28–37. doi: 10.1016/j.bodyim.2021.01.007
- Tylka, T. L., and Wood-Barcalow, N. L. (2015). The body appreciation Scale-2: item refinement and psychometric evaluation. *Body Image* 12, 53–67. doi: 10.1016/j.bodyim.2014.09.006
- Waclawski, E. (2012). How I use it: survey monkey. *Occup. Med.* 62:477. doi: 10.1093/occmed/kqs075
- Welch, E., Lagerström, M., and Ghaderi, A. (2012). Body shape questionnaire: psychometric properties of the short version (BSQ-8C) and norms from the general Swedish population. *Body Image* 9, 547–550. doi: 10.1016/j.bodyim.2012.04.009
- Worldometers. (2021). Saudi Arabia Population. Available at: <https://www.worldometers.info/world-population/saudi-arabia-population/> (Accessed April 13, 2021).
- Wu, H., and Estabrook, R. (2016). Identification of confirmatory factor analysis models of different levels of invariance for ordered categorical outcomes. *Psychometrika* 81, 1014–1045. doi: 10.1007/s11336-016-9506-0