



Universiteit
Leiden
The Netherlands

Shared decision-making for patients hospitalized with acute myocardial infarction: a randomized trial

Branda, M.E.; Kunneman, M.; Meza-Contreras, A.I.; Shah, N.D.; Hess, E.P.; LeBlanc, A.; ... ; Montori, V.M.




Citation

Branda, M. E., Kunneman, M., Meza-Contreras, A. I., Shah, N. D., Hess, E. P., LeBlanc, A., ... Montori, V. M. (2022). Shared decision-making for patients hospitalized with acute myocardial infarction: a randomized trial. *Patient Preference And Adherence*, 16, 1395-1404.
doi:10.2147/PPA.S363528

Version: Publisher's Version
License: [Creative Commons CC BY-NC 4.0 license](#)
Downloaded from: <https://hdl.handle.net/1887/3577309>

Note: To cite this publication please use the final published version (if applicable).

Shared Decision-Making for Patients Hospitalized with Acute Myocardial Infarction: A Randomized Trial

Megan E Branda^{1,2}, Marleen Kunneman ^{1,3}, Alejandra I Meza-Contreras ^{1,4}, Nilay D Shah⁵, Erik P Hess⁶, Annie LeBlanc⁷, Jane A Linderbaum⁴, Danika M Nelson⁴, Margaret R Mc Donah⁸, Carrie Sanvick⁹, Holly K Van Houten¹⁰, Megan Coylewright¹¹, Sara R Dick¹², Henry H Ting⁵, Victor M Montori ¹

¹Knowledge and Evaluation Research Unit, Department of Medicine, Mayo Clinic, Rochester, MN, USA; ²Division of Clinical Trials and Biostatistics, Department of Quantitative Health Sciences, Mayo Clinic, Rochester, MN, USA; ³Medical Decision Making, Department of Biomedical Data Sciences, Leiden University Medical Center, Leiden, Netherlands; ⁴Department of Cardiovascular Diseases, Mayo Clinic, Rochester, MN, USA; ⁵Delta Air Lines, Atlanta, GA, USA; ⁶Department of Emergency Medicine, Vanderbilt University Medical Center, Nashville, TN, USA; ⁷Faculty of Medicine, Laval University, Quebec City, Quebec, Canada; ⁸Mayo Clinic Health System, Mayo Clinic, Rochester, MN, USA; ⁹Department of Nursing, Mayo Clinic, Rochester, MN, USA; ¹⁰Robert D and Patricia E Kern Center for the Science of Healthcare Delivery, Mayo Clinic, Rochester, MN, USA; ¹¹Section of Cardiovascular Medicine, Erlanger Heart and Lung Institute, Chattanooga, TN, USA; ¹²Education Project Management Office, Mayo Clinic, Rochester, MN, USA

Correspondence: Victor M Montori, 200 First Street SW, Rochester, MN, 55905, USA, Tel +1 507-284-2511, Email Montori.victor@mayo.edu

Objective: Adherence to guideline-recommended medications after acute myocardial infarction (AMI) is suboptimal. Patient fidelity to treatment regimens may be related to their knowledge of the risk of death following AMI, the pros and cons of medications, and to their involvement in treatment decisions. Shared decision-making may improve both patients' knowledge and involvement in treatment decisions.

Methods: In a pilot trial, patients hospitalized with AMI were randomized to the use of the *AMI Choice* conversation tool or to usual care. *AMI Choice* includes a pictogram of the patient's estimated risk of mortality at 6 months with and without guideline-recommended medications, ie, aspirin, statins, beta-blockers, and angiotensin-converting enzyme inhibitors. Primary outcomes were patient knowledge and conflict with the decision made assessed via post-encounter surveys. Secondary outcomes were patient involvement in the decision-making process (observer-based OPTION12 scale) and 6-month medication adherence.

Results: Patient knowledge of the expected survival benefit from taking medications was significantly higher (62% vs 16%, $p < 0.0001$) in the *AMI Choice* group ($n = 53$) compared to the usual care group ($n = 53$). Both groups reported similarly low levels of conflict with the decision to start the medications (13 (SD 24.2) vs 16 (SD 22) out of 100; $p = 0.16$). The extent to which clinicians in the *AMI Choice* group involved their patients in the decision-making process was high (OPTION12 score 53 out of 100, SD 12). Medication adherence at 6-months was relatively high in both groups and not different between groups.

Conclusion: The *AMI Choice* conversation tool improved patients' knowledge of their estimated risk of short-term mortality after an AMI and the pros and cons of treatments to reduce this risk. The effect on patient fidelity to recommended medications of using this SDM tool and of SDM in general should be tested in larger trials enrolling patients at high risk for nonadherence.

Trial Registration Number: NCT00888537.

Keywords: shared decision making, acute myocardial infarction, adherence, randomized trial

Introduction

Over 1 million Americans suffer an acute myocardial infarction (AMI) annually and survivors remain at increased risk of adverse outcomes, including death, reinfarction, and readmission.¹ At the time of the present study, at hospital discharge, guidelines recommended that patients be prescribed a "medication bundle" comprised of aspirin, statin, a beta-blocker,

and an angiotensin-converting enzyme inhibitor.^{2,3} However, up to 50% of patients discontinue these medications within weeks to months.⁴⁻⁶

Poor fidelity to treatments is multifactorial and attributable to both structural factors (eg, access to and cost of medications) and volitional factors (eg, treatment is inconsistent with patients' knowledge and preferences). Recent studies to address structural factors by eliminating out-of-pocket expenses for medications resulted in marginal improvement in adherence rates.⁷ Volitional factors may play an important role in adherence and include reasons such as lack of patient knowledge about their risk for adverse outcomes after hospital discharge, the magnitude of this risk, and the expected benefit from taking medications. We hypothesized that patients hospitalized for AMI, if educated regarding their personalized risk for mortality and the potential benefit of taking medications with proven efficacy, would have greater knowledge, and greater patient involvement in the decision-making process. This involvement makes possible the work that clinicians and patients do together to co-create treatment plans. This work, which takes place in conversations between clinicians and patients, is known as shared decision-making (SDM).⁸

To test this hypothesis, we developed the *AMI Choice* conversation tool and evaluated its efficacy in a pilot randomized trial to improve (a) patient knowledge of personalized risk of mortality after AMI and benefit from taking the "medication bundle" and (b) patient involvement in SDM.

Materials and Methods

Study Design, Setting and Participants

We conducted a single center, prospective randomized pilot trial to compare usual care with and without use of the *AMI Choice* conversation tool at St. Mary's Hospital, Mayo Clinic, Rochester, MN. Eligible patients were adults who were admitted for AMI and who were expected to discharge to home and could give written informed consent and use the conversation tool (ie, read English, have no uncorrectable visual or hearing impairment, and have no substantial cognitive impairment as judged by the treating clinicians). The Mayo Clinic Institutional Review Board approved all study procedures in accordance with the Declaration of Helsinki. Aggregate de-identified trial data are available on request by contacting the corresponding author, Victor Montori.

A computer-generated allocation sequence randomly assigned patients in a concealed fashion using a secure study website, 1:1 to either intervention (*AMI Choice* conversation tool) or to usual care.⁹ Patients were told that the trial was designed to assess and improve communication about medications, but were kept blind about its goal of comparing the efficacy of *AMI Choice* to usual care. Blinding of other study personnel was not implemented.

Intervention

The *AMI Choice* conversation tool was developed using participatory action research, a method our team has used to create other effective conversation tools for use during face-to-face clinical encounters.^{10,11} This conversation tool displayed a patient's estimated 6-month risk of mortality after AMI calculated using the GRACE risk score¹² and the expected reduction in the risk of death associated with the use of the "medication bundle" prescribed by the clinical team. The design features of this conversation tool (Figure 1) include: (a) 1000-person pictorial chart to display risk and risk reduction; (b) a tailored estimate of (i) the 6-month mortality based on the GRACE score, and (ii) the absolute risk reduction conferred by medications for which the patient was eligible and prescribed;¹³ and (c) a description of the potential harms and costs associated with prescribed medications. Nurse practitioners or registered clinical nurses caring for the patient used the conversation tool together with the patient on the day prior to or on the day of discharge from the hospital. Prior to conducting the study, study coordinators prepared the personalized *AMI Choice* conversation tool and trained the nurses and nurse practitioners to use the conversation tool and to follow a standard script. A clinical cardiologist led a 1-hour training session with participating nurses and an opportunity for role-play of the conversation tool usage with a mock patient. Additionally, study coordinators offered point-of-care coaching lasting 5–10 minutes immediately before use of the conversation tool. Patients in the usual care group discussed medications with their clinical team in the typical manner without any additional support or training. All enrolled patients also received generic pamphlets about the indications, side effects, and costs of each medication.

Imagine 1000 people like you recovering from a heart attack.

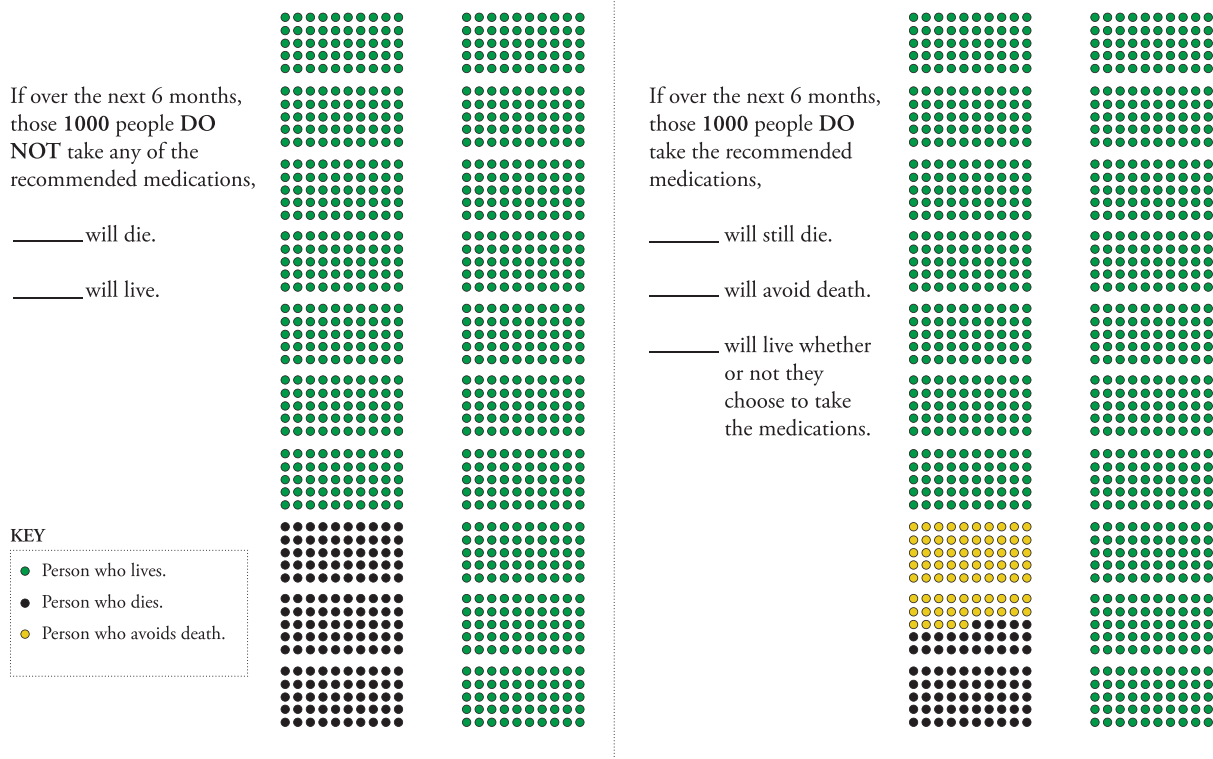


Figure 1 Communication of a patient's risk of death after myocardial infarction without and with interventions using the *AMI Choice* conversation tool for a patient with a 15% mortality risk at 6 months.

Data Collection and Outcomes

Data collection included immediate post-encounter surveys to assess patient knowledge, comfort with the decision made, and delivery of the *AMI Choice* tool or usual care. We conducted follow-up telephone interviews to assess medication initiation and adherence at 5 weeks and 6 months post hospital discharge. We also reviewed pharmacy records of prescribed medications from 3-months before admission to 6 months after discharge. We collected sociodemographic information about each patient and assessed their health literacy using the Rapid Estimate of Adult Literacy in Medicine (REALM).¹⁴

Patient knowledge was measured by an immediate post-encounter survey, including the following 3 questions: (i) How many people like you, recovering from a heart attack, do you think will die in the next 6 months if they do not take any of the recommended heart medicines? (ii) How many people like you, recovering from a heart attack, do you think will be alive in 6 months if they do not take any of the recommended heart medicines? (iii) How many people like you, recovering from a heart attack, do you think will be alive in 6 months because they took heart medicines? Answer format invited entering a number to complete the sentence “out of 1000 people like you”.

Patient satisfaction with the information presented — its amount, clarity, helpfulness, and the degree with which patients would like to use a similar tool for other decisions and would recommend the tool to others facing the same decision — was captured using 5 questions with a 7-point Likert scale answer with higher scores indicating agreement or strong agreement. Patient conflict with the decision made was assessed by a survey using 8 of the 16 items of the Decisional Conflict Scale.¹⁵ The Decisional Conflict Scale assesses the level of conflict that an individual experiences when facing a difficult decision that involves competing options with potential benefits and risks.¹⁵ This modified version assessed patients' confidence in their knowledge of the information and support received, and the resulting decisional efficacy and satisfaction, with higher scores indicating greater conflict with the decision made.¹⁶

Video recordings of encounters allocated to the intervention group were used to assess the extent to which clinicians involved their patients in the decision-making process when using the *AMI Choice* tool. We coded these recordings using the

OPTION12 scale,¹⁷ an observer-based, 12-items scale to quantify clinicians’ behavior to involve patients in decision-making. Scores are reported on 0–100 scale, with higher scores indicating more behaviors to involve patients. Our group has extended the use of this tool to video recordings with excellent inter-rater reliability (intraclass correlation coefficient >0.7).^{18–20} As this was a limited-scope pilot trial, only encounters from the conversation tool group were recorded and assessed in this fashion. Normative data from a meta-analysis of prior conversation tool studies suggest that usual care clinicians achieve a median degree of patient involvement of 23 out of 100 in the OPTION12 scale.²¹

We evaluated medication adherence by calculating the percentage of days covered (PDC), defined as the number of days a patient had a supply of each medication divided by the number of days of eligibility for that medication. We also calculated the proportion of patients who were adherent (defined as PDC covered ≥80%) to each and to all three drug classes (angiotensin-converting enzyme inhibitors, beta-blockers, and statins) throughout the follow-up period. Adherence to aspirin was assessed via self-report using a standard question,²² as use of this medicine cannot be ascertained through pharmacy profile. Different medications within a drug class were considered interchangeable.

Statistical Methods

In prior SDM trials, we have detected meaningful differences in the primary outcome measures (patient knowledge and decisional comfort) with sample sizes of 100 patients and we deemed this sufficient to produce evidence to determine whether to pursue a larger trial to assess efficacy for the outcome of adherence.^{19,23,24} We did not conduct formal power calculations. Patient knowledge was compared for each of the three questions by comparing the responses to their calculated risk and benefits. We compared knowledge between the two groups by comparing how many patients responded, “Don’t know”, how many were able to report their actual risks and benefits, and how many were able to report their risk and benefits within absolute 5% of the calculated risk and benefits. Patient satisfaction with the information presented and decisional comfort were compared using the mean responses on a 7-point Likert scale and by comparing the mean scores on the Decisional Conflict Scale between the two groups. Hypotheses were tested using Wilcoxon rank-sum tests to compare medians and chi-square or Fisher exact tests to compare frequencies. All analyses were based on 2-sided tests at a significance level of 0.05. Consistent with the intention-to-treat principle,²⁵ we analyzed all patients in the groups to which they were randomized. All analyses were conducted using SAS v 9.2 (SAS Institute, Inc, Cary, NC).

Results

We enrolled, obtained written informed consent, and randomly allocated 107 patients into this pilot study from March 2009 to June 2010 (Figure 2); one patient allocated to the usual care group declined further research procedures

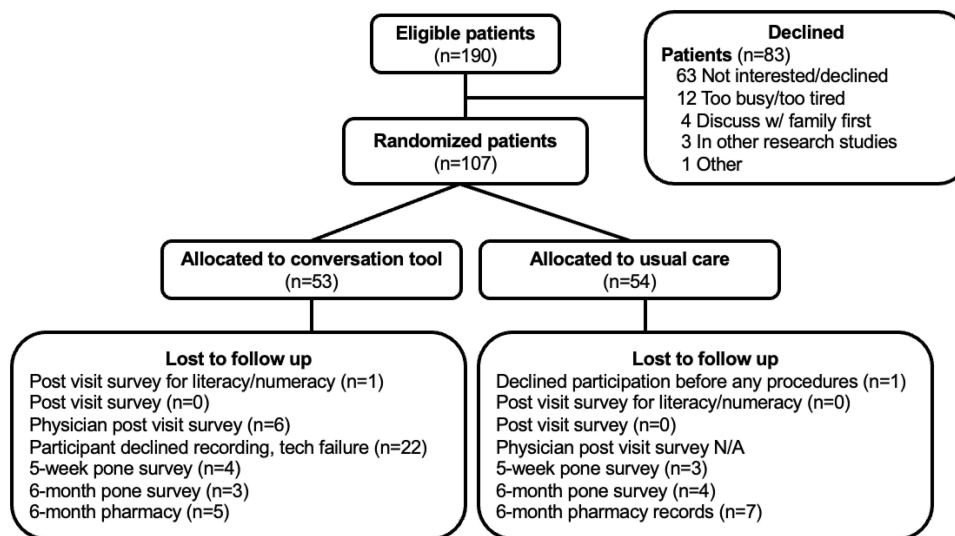


Figure 2 Flow of participants through the trial.

shortly after enrollment, leaving 106 patients to conduct the trial. Baseline characteristics were well balanced between the intervention (*SDM Choice* conversation tool) and usual care groups (Table 1), except for age, current smoking status, and creatinine levels. In this trial, based on the video recorded encounters, use of the conversation tool required an average of 5.5 minutes.

Knowledge Transfer

Patients using *SDM Choice* were more likely to provide correct responses to survey questions assessing their risk of mortality (50% vs 2%; $p<0.001$) and their risk reduction from the “medication bundle” (62% vs 16%; $p<0.001$) when compared to those receiving usual care (Table 2).

Participant Satisfaction, Patient Conflict, and Patient in Treatment Decisions

There was no significant difference in patient satisfaction with the way information was shared or in patient-reported decisional conflict between the two groups (Table 3). Across all satisfaction questions, 80–100% of participating

Table 1 Patient Baseline Characteristics

	Conversation Tool (n=53)	Usual Care (n=53)
Male, n (%)	37 (70%)	37 (70%)
Age, mean (SD)	66 (9.0)	62 (10.5)
Married, n (%)	36 (68%)	42 (79%)
Annual income in US\$, n (%)		
<20,000	4 (7.6)	5 (9.4)
20–60,000	32 (60)	24 (45)
>60,000	13 (25)	21 (40)
Missing	4 (7.6)	3 (5.7)
Education level, n (%)		
High School Diploma or less	19 (36)	19 (36)
Some College	12 (23)	19 (36)
4 Years College/Postgraduate	15 (28)	9 (17)
Missing	7 (13)	6 (11)
Smoking status, n (%)		
Current smoker	9 (17)	20 (38)
Past smoker	27 (51)	14 (26)
Never	17 (32)	17 (32)
Missing	0 (0)	2 (3.8)
Comorbidities, n (%)		
Congestive heart failure	4 (7.6)	3 (5.7)
Diabetes	8 (15)	13 (25)
Percutaneous coronary intervention during index hospitalization, n (%)	43 (81)	45 (85)
Creatinine (mg/dL), mean (SD)	1.12 (0.78)	0.92 (0.33)
GRACE Score 6-month mortality, n (%)		
Low (<5%)	11 (21)	10 (19)
Moderate (5–10%)	39 (74)	40 (76)
High (>10%)	3 (5.7)	3 (5.7)
REALM Score, mean (SD)*	63.5 (5.6)	63.8 (3.8)
Number of medications at hospital discharge, mean (SD)	7.5 (2.5)	7.7 (2.6)

Note: *REALM scores were missing from 5 usual care patients and 7 intervention patients.

Table 2 Patient Knowledge by Trial Group

	Group	Response Exactly Correct	Fisher's Exact Test	Response Correct \pm 5%	Fisher's Exact Test
Knowledge of likelihood of death in 6 months with no heart medicines.	Usual Care Conversation tool	2% 50%	$p < 0.0001$	2% 50%	$p < 0.0001$
Knowledge of likelihood of being alive in 6 months with no heart medicines	Usual Care Conversation tool	2% 46%	$p < 0.0001$	6% 54%	$p < 0.0001$
Knowledge of likelihood of being saved by heart medicines in 6 months.	Usual Care Conversation tool	0% 19%	$p = 0.0013$	16% 62%	$p < 0.0001$

Table 3 Conversation Tool Acceptability and Effect on Decisional Conflict, Trust, and Knowledge

Satisfaction with knowledge transfer, n (%)	Conversation Tool (n = 53)	Usual Care (n = 53)	Difference (95% CI)	p value [§]
Information amount	51 (96)	45 (85)		0.08
Information clear	37 (70)	33 (62)		0.41
Information helpful	33 (62)	35 (66)		0.69
Would want same for other decisions	40 (78)**	43 (83)*		0.58
Recommend to others	42 (81)*	38 (73)*		0.35
Decisional Conflict Scale, mean (SD)	13.0 (24.2)	16.0 (22.0)	- 3.0 (-11.9, 5.9)	0.51 [†]

Notes: *Responses missing from 1 participant, **Responses missing from 2 participants. [§]Wilcoxon Rank Sum Test; [†]Kruskal-Wallis Test.

clinicians (n = 5) agreed or strongly agreed with statements in favor of the intervention and its ongoing use, while disagreeing about the likelihood that other colleagues and the institution would support its ongoing use. The extent to which clinicians in the *AMI Choice* group (n = 32) involved their patients in the decision-making process based on analysis of the videorecorded encounters was very high (OPTION12 mean score 53, SD 12).

Medication Initiation and Adherence

Table 4 presents the initiation and continuation information for prescribed medications. Based on the baseline patient survey, 52 of the 53 patients in the conversation tool group decided to start some or all the prescribed medications (n = 1 missing), while 50 of the 53 patients in the usual care group decided to start some or all of the prescribed medications (n = 1 missing; n = 1 did not start any of the medications; n = 1 did not believe they were offered the medications).

Of the 106 patients, 6-month pharmacy records were obtained for 94 (thus 12 were lost to follow-up, 5 in the intervention and 7 in the usual care group). Overall, 86% of the prescriptions (124 out of 144) were ever filled for the *AMI Choice* group and 89% of the prescriptions (123 out of 138) were ever filled in the usual care group. The percentage of patients fully adherent to their medications (PDC \geq 80%) was similar (78% in the conversation tool group vs 73% in the usual care group; Table 4). At 6 months, aspirin use was similar in both groups (conversation tool, 48/50 (96%); usual care, 45/49 (92%).

Table 4 Post Myocardial Infarction Adherence to Medications

	Conversation Tool (n = 48)	Usual Care (n = 46)
Start or continue medications per survey, n (%)	48 (100)	43 (94)
Each prescription drug, n (%)		
<i>ACE inhibitors</i>		
Got prescription	36 (75)	40 (87)
Prescription filled	34 (71)	37 (80)
PDC \geq 80%*	27 (75)	27 (68)
<i>Beta-blockers</i>		
Got prescription	47 (98)	46 (100)
Prescription filled	44 (92)	44 (96)
PDC \geq 80%*	37 (79)	37 (80)
<i>Statins</i>		
Got prescription	48 (100)	46 (100)
Prescription filled	46 (96)	42 (91)
PDC \geq 80%*	38 (79)	33 (72)
All 3 prescription drugs, n (%)	n=144	n=138
Got prescription	131 (91)	132 (96)
Prescription filled	124 (86)	123 (89)
PDC \geq 80%*	102 (78)	97 (73)

Note: *Denominator for the PDC (percentage of days covered) is the number of patients who got a prescription; none of the differences were statistically significant.

Discussion

In this pilot randomized trial, use of the *AMI Choice* conversation tool in the hospital setting by nurse practitioners and registered clinical nurses caring for the patient proved feasible and effective in transferring key knowledge, improving decisional comfort, and enabling greater patient involvement in shared decision-making.

Low treatment fidelity to life-saving medication regimens after AMI at 1 year may be due to structural factors (access to and cost of medications) and volitional factors (treatment is not consistent with patients' knowledge and preferences). Choudhry et al evaluated the impact of eliminating copayments for medications for patients after AMI in whom adherence to medications ranged from 36% to 49%.⁷ In this trial, the intervention led to modest (\leq 7%) improvements in adherence. A more recent trial focused on dual antiplatelet therapy found a similarly favorable result (ie, improvements in persistence of about 10%, to about 54–59%) with copayment assistance vouchers.²⁶ Beyond addressing structural factors, SDM may address volitional factors by improving patient knowledge of the benefits and risks of taking medications and by improving patient involvement in treatment decisions. A recent small, randomized trial found a small but significant beneficial effect of a video-based education program for patients post AMI on self-reported adherence at 3 months.²⁷ In our trial, adherence to medications at 6-months, while inadequate, was relatively high, ranging from 68% to 80%, and was comparable between the conversation tool and usual care groups, leaving little room for improvement. However, in a more recent pragmatic trial in a cohort of patients in which only 36% exhibited full adherence to medications post AMI, mailed reminders and phone calls were also ineffective.²⁸ Conversely, in a randomized trial enrolling older patients with low adherence and comparing usual care with and without a nursing intervention (assessment of problems with adherence and targeted education) at 3 months post AMI found that the intervention almost doubled adherence (measured through self-report and pharmacy records) from 22% to 52%.²⁹ To our knowledge, the trial reported herein is the only one deploying an SDM intervention to improve adherence in the post AMI period, joining a body of evidence that offers an inconsistent effect of SDM on adherence

and outcomes.^{30–34} Future studies that aim to improve fidelity to post AMI treatments may need to enroll patients at highest risk of nonadherence and design, implement, and evaluate interventions that address both structural and volitional factors while addressing the practical challenges of making treatment programs fit in daily life routines.³⁵ In terms of practical implications of our results, SDM as a method for patient-centered care remains valuable, but our trial results do not constitute evidence for its adoption.

Limitations

The study was conducted by personnel who participated in the development of the conversation tool and among clinicians practicing in an academic medical center. Furthermore, the study enrolled patients with limited socioeconomic diversity and high adherence to medicines. All these affect the applicability of this pilot trial to other settings and populations. This trial was randomized at the patient-level. However, the risk for contamination was mitigated since the clinicians delivering the intervention could not generate a tailored conversation tool for patients randomized to usual care. The conversation tool was used once during the hospitalization and was not used again during follow-up to support ongoing decision-making. Keeping these limitations in mind, the results suggest *AMI Choice* is a feasible and effective intervention to promote shared decision-making among AMI survivors. Further research to establish its effect on other measures of quality beyond patient-centered care is warranted.

Conclusion

Our conversation tool, *AMI Choice*, was effectively used by nurse practitioners and registered clinical nurses caring for patients hospitalized following AMI. Patients randomly assigned to the *AMI Choice* conversation tool gained greater knowledge than usual care patients, as their clinicians made substantial efforts to involve them in their medication treatment decisions. Medication adherence at 6 months was comparable for both the conversation tool and usual care groups. Future SDM trials evaluating strategies to improve fidelity to post AMI regimes will need to enroll participants at high risk for nonadherence and intervene not only at the time of discharge but also provide ongoing support for the implementation of the medication regimen over time. This may include the repeated use of the *AMI Choice* conversation tool.

Funding

Internal grant from Mayo Clinic.

Disclosure

Dr Megan Coylewright reports Funding for research and consulting from Edwards Lifesciences, Boston Scientific, Medtronic, Abbott, Occlutech, and CardioSmart, outside the submitted work. The authors report no other conflicts of interest about this work.

References

1. Tsao CW, Aday AW, Almarzooq ZI, et al. Heart disease and stroke statistics-2022 update: a report from the American Heart Association. *Circulation*. 2022;145:e153–e639. doi:10.1161/CIR.0000000000001052
2. Wright RS, Anderson JL, Adams CD, et al. 2011 ACCF/AHA focused update of the guidelines for the management of patients with unstable angina/non-ST-elevation myocardial infarction (updating the 2007 guideline): a report of the American College of Cardiology Foundation/American Heart Association Task Force on practice guidelines developed in collaboration with the American College of Emergency Physicians, Society for Cardiovascular Angiography and Interventions, and Society of Thoracic Surgeons. *J Am Coll Cardiol*. 2011;57(19):1920–1959. doi:10.1016/j.jacc.2011.02.009
3. Krumholz HM, Anderson JL, Bachelder BL, et al. ACC/AHA 2008 performance measures for adults with ST-elevation and non-ST-elevation myocardial infarction: a report of the American College of Cardiology/American Heart Association Task Force on performance measures (writing committee to develop performance measures for ST-Elevation and Non-ST-Elevation myocardial infarction) developed in collaboration with the American Academy of Family Physicians and American College of Emergency Physicians endorsed by the American Association of Cardiovascular and Pulmonary Rehabilitation, Society for Cardiovascular Angiography and Interventions, and Society of Hospital Medicine. *J Am Coll Cardiol*. 2008;52(24):2046–2099. doi:10.1016/j.jacc.2008.10.012
4. Shah ND, Dunlay SM, Ting HH, et al. Long-term medication adherence after myocardial infarction: experience of a community. *Am J Med*. 2009;122(10):961 e7–961 e13. doi:10.1016/j.amjmed.2008.12.021

5. Ivers NM, Schwalm JD, Jackevicius CA, Guo H, Tu JV, Natarajan M. Length of initial prescription at hospital discharge and long-term medication adherence for elderly patients with coronary artery disease: a population-level study. *Can J Cardiol.* 2013;29(11):1408–1414. doi:10.1016/j.cjca.2013.04.009
6. Pietrzykowski L, Michalski P, Kosobucka A, et al. Medication adherence and its determinants in patients after myocardial infarction. *Sci Rep.* 2020;10(1):12028. doi:10.1038/s41598-020-68915-1
7. Choudhry NK, Avorn J, Glynn RJ, et al. Full coverage for preventive medications after myocardial infarction. *NEJM.* 2011;365(22):2088–2097. doi:10.1056/NEJMsa1107913
8. Hargraves IG, Montori VM, Brito JP, et al. Purposeful SDM: a problem-based approach to caring for patients with shared decision making. *Patient Educ Couns.* 2019;102(10):1786–1792. doi:10.1016/j.pec.2019.07.020
9. Pocock SJ. Allocation of patients to treatment in clinical trials. *Biometrics.* 1979;35(1):183–197. doi:10.2307/2529944
10. Breslin M, Mullan RJ, Montori VM. The design of a decision aid about diabetes medications for use during the consultation with patients with type 2 diabetes. *Patient Educ Couns.* 2008;73(3):465–472. doi:10.1016/j.pec.2008.07.024
11. Montori VM, Breslin M, Maleska M, Weymiller AJ. Creating a conversation: insights from the development of a decision aid. *PLoS Med.* 2007;4(8):e233. doi:10.1371/journal.pmed.0040233
12. Fox KAA, Dabbous OH, Goldberg RJ, et al. Prediction of risk of death and myocardial infarction in the six months after presentation with acute coronary syndrome: prospective multinational observational study (GRACE). *BMJ.* 2006;333(7578):1091. doi:10.1136/bmj.38985.646481.55
13. Yusuf S. Two decades of progress in preventing vascular disease. *Lancet.* 2002;360(9326):2–3. doi:10.1016/S0140-6736(02)09358-3
14. Davis TC, Crouch MA, Long SW, et al. Rapid assessment of literacy levels of adult primary care patients. *Fam Med.* 1991;23(6):433–435.
15. O'Connor AM. Validation of a decisional conflict scale. *Med Decis Making.* 1995;15(1):25–30. doi:10.1177/0272989X9501500105
16. Haynes RB, McDonald HP, Garg AX. Helping patients follow prescribed treatment: clinical applications. *JAMA.* 2002;288(22):2880–2883. doi:10.1001/jama.288.22.2880
17. Elwyn G, Hutchings H, Edwards A, et al. The OPTION scale: measuring the extent that clinicians involve patients in decision-making tasks. *Health Expect.* 2005;8(1):34–42. doi:10.1111/j.1369-7625.2004.00311.x
18. Kunneman M, Branda ME, Ridgeway JL, et al. Making sense of diabetes medication decisions: a mixed methods cluster randomized trial using a conversation aid intervention. *Endocrine.* 2021;75:377–391. doi:10.1007/s12020-021-02861-4
19. Mullan RJ, Montori VM, Shah ND, et al. The diabetes mellitus medication choice decision aid: a randomized trial. *Arch Intern Med.* 2009;169(17):1560–1568. doi:10.1001/archinternmed.2009.293
20. Nannenga MR, Montori VM, Weymiller AJ, et al. A treatment decision aid may increase patient trust in the diabetes specialist. The statin choice randomized trial. *Health Expect.* 2009;12(1):38–44. doi:10.1111/j.1369-7625.2008.00521.x
21. Couet N, Desroches S, Robitaille H, et al. Assessments of the extent to which health-care providers involve patients in decision making: a systematic review of studies using the OPTION instrument. *Health Expect.* 2015;18(4):542–561. doi:10.1111/hex.12054
22. Stephenson BJ, Rowe BH, Haynes RB, Macharia WM, Leon G. The rational clinical examination. Is this patient taking the treatment as prescribed? *JAMA.* 1993;269(21):2779–2781. doi:10.1001/jama.1993.03500210079036
23. Weymiller AJ, Montori VM, Jones LA, et al. Helping patients with type 2 diabetes mellitus make treatment decisions: statin choice randomized trial. *Arch Intern Med.* 2007;167(10):1076–1082. doi:10.1001/archinte.167.10.1076
24. Montori VM, Shah ND, Pencille LJ, et al. Use of a decision aid to improve treatment decisions in osteoporosis: the osteoporosis choice randomized trial. *Am J Med.* 2011;124(6):549–556. doi:10.1016/j.amjmed.2011.01.013
25. Montori VM, Guyatt GH. Intention-to-treat principle. *CMAJ.* 2001;165(10):1339–1341.
26. Doll JA, Kaltenbach LA, Anstrom KJ, et al. Impact of a copayment reduction intervention on medication persistence and cardiovascular events in hospitals with and without prior medication financial assistance programs. *J Am Heart Assoc.* 2020;9(8):e014975. doi:10.1161/JAHA.119.014975
27. Bruggmann C, Adjedj J, Sardy S, Muller O, Voirol P, Sadeghipour F. Effects of the interactive web-based video “Mon coeur, Mon BASIC” on drug adherence of patients with myocardial infarction: randomized controlled trial. *J Med Internet Res.* 2021;23(8):e21938. doi:10.2196/21938
28. Ivers NM, Schwalm J-D, Bouck Z, et al. Interventions supporting long term adherence and decreasing cardiovascular events after myocardial infarction (ISLAND): pragmatic randomised controlled trial. *BMJ.* 2020;369:m1731. doi:10.1136/bmj.m1731
29. Calvo E, Izquierdo S, Castillo R, et al. Can an individualized adherence education program delivered by nurses improve therapeutic adherence in elderly people with acute myocardial infarction?: a randomized controlled study. *Int J Nurs Stud.* 2021;120:103975. doi:10.1016/j.ijnurstu.2021.103975
30. Joosten EA, DeFuentes-Merillas L, de Weert GH, Sensky T, van der Staak CP, de Jong CA. Systematic review of the effects of shared decision-making on patient satisfaction, treatment adherence and health status. *Psychother Psychosom.* 2008;77(4):219–226. doi:10.1159/000126073
31. Shay LA, Lafata JE. Where is the evidence? A systematic review of shared decision making and patient outcomes. *Med Decis Making.* 2015;35(1):114–131. doi:10.1177/0272989X14551638
32. Mathijssen EGE, van den Bemt BJB, van den Hoogen FHJ, Popa CD, Vriezolkolk JE. Interventions to support shared decision making for medication therapy in long term conditions: a systematic review. *Patient Educ Couns.* 2020;103(2):254–265. doi:10.1016/j.pec.2019.08.034
33. Trenaman L, Selva A, Desroches S, et al. A measurement framework for adherence in patient decision aid trials applied in a systematic review subanalysis. *J Clin Epidemiol.* 2016;77:15–23. doi:10.1016/j.jclinepi.2016.03.032
34. Noseworthy PA, Branda ME, Kunneman M, et al. Effect of shared decision-making for stroke prevention on treatment adherence and safety outcomes in patients with atrial fibrillation: a randomized clinical trial. *J Am Heart Assoc.* 2022;11(2):e023048. doi:10.1161/JAHA.121.023048
35. Kunneman M, Griffioen IPM, Labrie NHM, et al. Making care fit manifesto. *BMJ Evid Based Med.* 2021. doi:10.1136/bmjebm-2021-111871

Patient Preference and Adherence

Dovepress

Publish your work in this journal

Patient Preference and Adherence is an international, peer-reviewed, open access journal that focusing on the growing importance of patient preference and adherence throughout the therapeutic continuum. Patient satisfaction, acceptability, quality of life, compliance, persistence and their role in developing new therapeutic modalities and compounds to optimize clinical outcomes for existing disease states are major areas of interest for the journal. This journal has been accepted for indexing on PubMed Central. The manuscript management system is completely online and includes a very quick and fair peer-review system, which is all easy to use. Visit <http://www.dovepress.com/testimonials.php> to read real quotes from published authors.

Submit your manuscript here: <https://www.dovepress.com/patient-preference-and-adherence-journal>