



Universiteit
Leiden
The Netherlands

Simple and efficient method for mono- and di-amination of polypyridine N-oxides

Verbeet, W.; Husiev, Y.; Bonnet, S.A.

Citation

Verbeet, W., Husiev, Y., & Bonnet, S. A. (2024). Simple and efficient method for mono- and di-amination of polypyridine N-oxides. *European Journal Of Organic Chemistry*, 27(14). doi:10.1002/ejoc.202400054

Version: Publisher's Version

License: [Creative Commons CC BY 4.0 license](https://creativecommons.org/licenses/by/4.0/)

Downloaded from: <https://hdl.handle.net/1887/3729725>

Note: To cite this publication please use the final published version (if applicable).

Simple and Efficient Method for Mono- and Di-Amination of Polypyridine *N*-Oxides

Wessel Verbeet,^[a] Yurii Husiev,^[a] and Sylvestre Bonnet^{*[a]}

Herein we report a simple synthetic route towards both known and novel aminated polypyridyl ligands. The use of tosyl chloride in combination with potassium phthalimide followed by hydrolysis allows for chemo-selective *ortho*-amination of

(poly)pyridyl mono- and di-*N*-oxides with good to excellent yield. The reactions are scalable and reproducible while using inexpensive, commercially available reagents.

Introduction

Nitrogen heterocycles form an important class of chemicals used in a wide variety of scientific disciplines such as medicinal chemistry, photochemistry, or catalysis.^[1] Polypyridyl derivatives, in particular, are in high demand as they form the core of many functional molecules. Therefore, the development of simple and efficient functionalization methods remains of high interest in chemistry. Among the wide range of preparative reactions available for the functionalization of polypyridine compounds, amination reactions are of particular interest, as amine-functionalized polypyridyl compounds have shown fascinating applications in drug discovery or catalysis. Fier *et al.* discussed the importance of 2-aminopyridines as pharmacophores and gave an excellent overview of their preparation using conventional methods such as the Chichibabin reaction.^[2] More recently, Chen and Li demonstrated the application of 2-aminopyridines in the synthesis of various imidazo[1,2-*a*]pyridines as key intermediates in the synthesis of e.g. aldehyde dehydrogenase inhibitors.^[3,4]

Although great progress has been made towards the direct C–H activation of N-heterocycles, the reported procedures are generally limited by a poor regioselectivity, a narrow functional-group tolerance, and/or the use of harsh conditions and special equipment (e.g., for reactions in liquid ammonia).^[5] The challenges of selective functionalization mainly arise from the electron deficiency of N-heterocycles and their tendency to coordinate to metal ions. Conversely, pyridines and quinolines can be more easily functionalized *ortho* to the nitrogen atom of the heterocycle from their corresponding *N*-oxides, which have

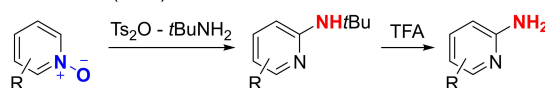
enhanced electrophilic character of the C2 carbon.^[6] The conversion of pyridine *N*-oxides into their 2-amino-pyridyl analogues was already reported in the 1960's by Abramovitch.^[7] As reported by Yin *et al.*, these reactions typically utilize an N–O activator such as acetic anhydride (Ac₂O), tosyl anhydride (Ts₂O) or tosyl chloride (TsCl), to make the *ortho*-C2 more reactive towards an amine-based nucleophile (Scheme 1, A).^[8] However, competing side-reactions between the two reagents are relatively common, which significantly lowers preparative yields, and complicates both the product isolation and the general applicability of this method notably at multi-gram scales.^[8] One way to minimize the formation of side-products is to use phosphonium salts as activating agent, such as bromo-tris(1-pyrrolidinyl)phosphonium hexafluorodiphosphate (PyBroP), which are less reactive towards nucleophilic amines (Scheme 1, B).^[9] Despite all efforts made to improve the selective amination of pyridines, these methods are still focused on single pyridines.^[10,11] For example, the preparation of [2,2'-bipyridine]-6,6'-diamine, which is widely used in synthesis of polypyridine ligands, has only been reported using harsh reaction conditions and/or multi-step synthesis routes.^[12–14] To our knowledge, amination procedures of polypyridine *N*-oxides using mild

[a] W. Verbeet,[†] Y. Husiev,[†] Dr. S. Bonnet
Leiden Institute of Chemistry
Leiden University
Einsteinweg 55
2333CC Leiden, The Netherlands
E-mail: bonnet@chem.leidenuniv.nl

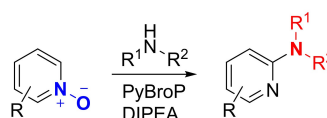
Supporting information for this article is available on the WWW under <https://doi.org/10.1002/ejoc.202400054>

© 2024 The Authors. European Journal of Organic Chemistry published by Wiley-VCH GmbH. This is an open access article under the terms of the Creative Commons Attribution License, which permits use, distribution and reproduction in any medium, provided the original work is properly cited.

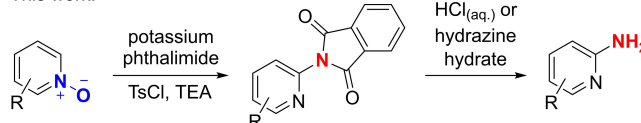
A. Yin *et al.* (2007)



B. Londregan, Jennings & Wei (2010)



This work:



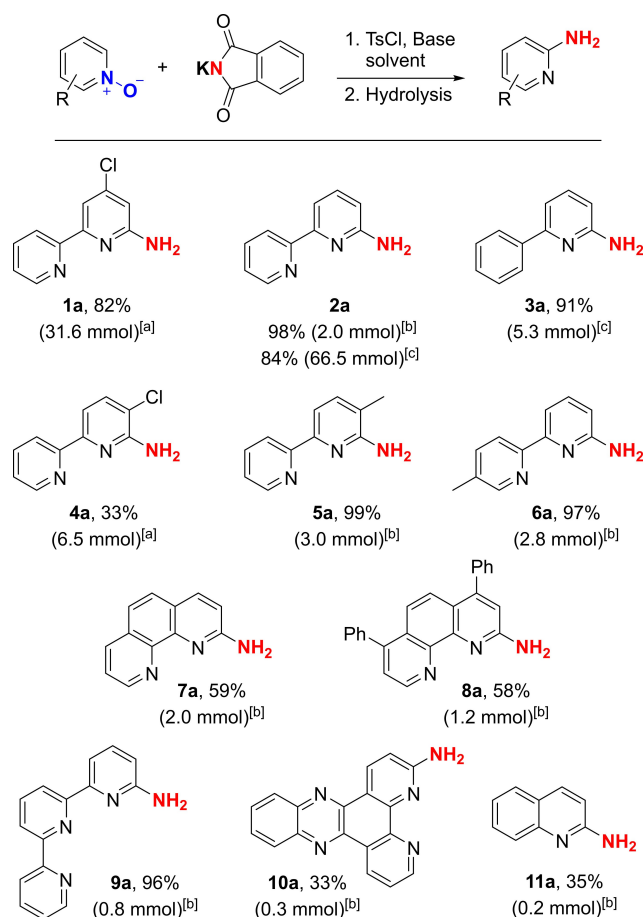
Scheme 1. Current methods towards 2-aminopyridines.

conditions and without extensive isolation have not been reported yet.

Results and Discussion

To investigate the synthesis of 4-chloro-2,2'-bipyridine-6-amine **1a** from the corresponding *N*-oxide **1b**, we screened a selection of previously reported reagents (Scheme 1 & Table 1). The procedure described by Yin was chosen as a starting point, since it reported good yields for mono-aminated products starting from 4-chloro-pyridine-1-oxide and 2,2'-bipyridine-1-oxide (between 71 and 81%) using Ts₂O and *tert*-butyl amine (NH₂tBu).^[8] Unfortunately, application of these conditions on **1b** resulted in a low yield (Table 1, entry 1), also when the reaction was performed at a larger scale (entry 2). This is likely related to a side reaction between Ts₂O and NH₂tBu, as we observed significant amounts of the resulting *N*-(*t*Bu)-tosylamide. The use of PyBroP as a milder activator resulted in less side-products but not in increased yields (Table 1 entry 3 & 4). Therefore, we investigated the use of other amine sources as nucleophiles. While using bis(trimethylsilyl)amine (HMDS) (Table 1, entry 6) did not result in an increased yield, Gabriel-type reagents saccharin (Table 1, entry 5) and phthalimide (PHT; Table 1, entry 7) provided a major breakthrough. Although saccharin and phthalimide are chemically relatively similar, the reaction yields dramatically increased from 40% with saccharin to 94% when phthalimide was used as nucleophile. Moreover, the latter reaction conditions allowed for upscaling significantly (Table 1, entry 8) without major reduction of the yield or formation of side-products, illustrating the excellent potential of this methodology.

After establishing a working procedure (Method A), we applied it to a variety of polyaryl *N*-oxides (Scheme 2). Interestingly, changing the position of the chloro substituent



Scheme 2. Scope of mono-amination of polyaryl *N*-oxide. [a] PHT (1.2 eq), TsCl (1.2 eq) DIPEA (2.0 eq) in DCM (0.4 M) at RT for 24 h; hydrolysis with HCl (6.0 M) at 80 °C for 6 h (Method A). [b] KPHT (2.0 eq), TsCl (2.0 eq), TEA (2.0 eq) in DCM (0.2 M) at RT for 24 h; hydrolysis with hydrazine hydrate (5.0 eq) at 80 °C for 6 h (Method B). [c] KPHT (2.5 eq), TsCl (2.5 eq), TEA (2.5 eq) in ACN (0.05 M); hydrolysis with hydrazine hydrate (5.0 eq) at 80 °C for 24 h (Method C). Yields refer to the isolated product in percentage and amount in parentheses.

Table 1. Screening of reaction conditions for the *ortho*-amination of 4-chloro-[2,2'-bipyridine]-1-oxide.

Entry ^[a]	Nucleophile (eq.)	N–O activator (eq.)	Base (eq)	Conc. (M)	Scale ^[b] (mmol)	Yield (%) ^[c]
1	NH ₂ tBu	6.0	Ts ₂ O	2.5	–	23
2	NH ₂ tBu	6.0	Ts ₂ O	2.5	–	16
3	NH ₂ tBu	1.3	PyBroP	3.0	DIPEA	26
4	NH ₂ tBu	1.8	PyBroP	2.5	DIPEA	5
5	Saccharin	1.2	TsCl	1.2	DIPEA	40
6	HMDS	4.0	TsCl	1.2	DIPEA	18
7	PHT	1.2	TsCl	1.2	DIPEA	94
8	PHT	1.2	TsCl	1.2	DIPEA	82

[a] All reactions were performed in dichloromethane (DCM) at RT. Entries 1–2 were performed in trifluorotoluene (PhCF₃). [b] Scale represents the amount of starting *N*-oxide. [c] Isolated yield. DIPEA = diisopropylethylamine.

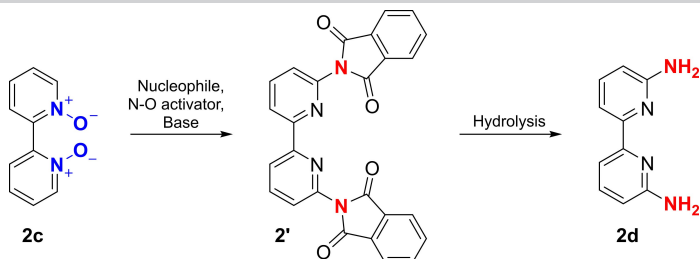
from *para* to *meta* relative to the *N*-oxide (1 **a** and 4 **a**), resulted in a lower yield of 33%. Since complete consumption of the corresponding starting *N*-oxide towards 4 **a** was observed, we hypothesize that the lower yield might be due to isolation challenges. To circumvent the need of acid neutralization after hydrolysis of the phthalimide intermediate, hydrazine hydrate was used instead of hydrochloric acid. Additionally, the use of potassium phthalimide (KPHT) omits the need for deprotonation of the nucleophile, reducing the amount of base needed in the reaction (Method B). This leads to an overall higher concentration of the reaction mixture and facilitates unambiguous product isolation. With these conditions we were able to obtain various aminated products in good to excellent yields, including derivatives of methyl-2,2'-bipyridine (5 **a**, 6 **a**), phenanthroline (7 **a**, 8 **a**, 10 **a**), terpyridine (9 **a**) and quinoline (11 **a**). Changing the solvent to acetonitrile to ensure solubilization of the reagents when more equivalents were used (Method C), enabled the synthesis of 2 **a** and 3 **a** in excellent yield, on a notably large scale for 2 **a** (> 11 g). For this reaction, most polar aprotic solvents could be used as long as *i*) there was no reactivity towards the reagents (e.g., DMF and DMSO did not work well), and *ii*) the solubility of the substrate and reagent were sufficient.

To further study the scope of this reaction, we decided to investigate the possibility of conducting two aminations in the same molecule. For this study 2,2'-bipyridine-1,1'-dioxide 2 **c** was chosen as a substrate, with the aim to synthesize the

corresponding diamino product 2 **d** (Table 2). Since double amination of a substrate comes with new challenges, related to reactivity and solubility, an additional optimization study was performed (Table 2, Table S1).

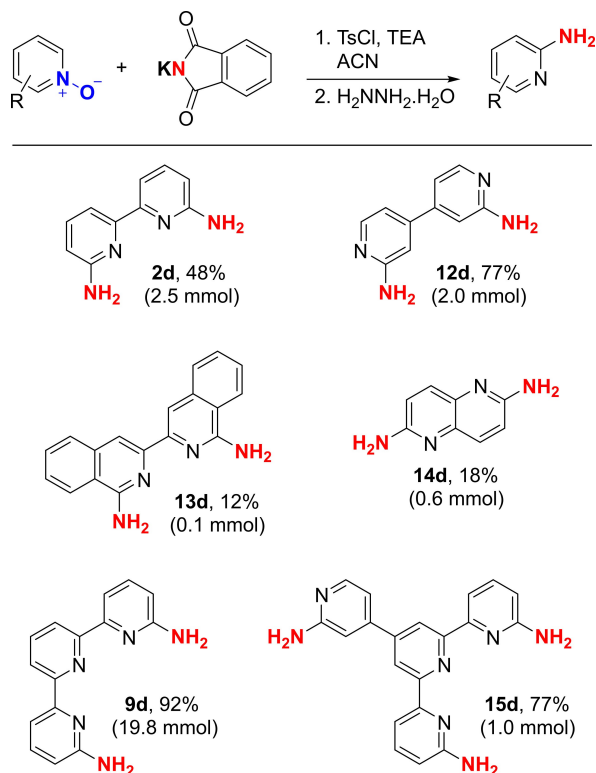
The main problem to be solved for the di-amination reactions is the poor solubility of di-*N*-oxides in the organic aprotic solvents that were used for the mono-amination reactions. Polar solvents like DMF and DMSO were found to be unsuitable for this transformation, due to their reactivity towards TsCl.^[16,17] Of the solvents investigated, acetonitrile seemed to be most suitable (entry 1, 4, 5). When other bases than TEA and DIPEA were used such as 1,8-diazabicyclo[5.4.0]-undec-7-ene (DBU; entry 2) or pyridine (entry 3), no product formation was observed. However, the use of K₂CO₃ (entry 9) or Cs₂CO₃ (entry 10) resulted in a decent yield. Performing the reaction under mild heating (50 °C) during the first step, did not lead to an increase in yield (entry 8). A significant increase of product formation was observed when a higher dilution and an excess of reagents was used (entry 1 *versus* 11). Subsequently, changing from HCl (entry 11) to hydrazine hydrate (entry 12) as hydrolysis agent increased the yield to quantitative. As we observed poor solubility of intermediate 2' in both organic solvents and water, 2' could be simple isolated before hydrolysis by filtration. Additionally, lowering the amount of hydrolysis reagent we managed to generate conditions in which the target product precipitated from the final reaction

Table 2. Optimization of reaction conditions towards the synthesis of [2,2'-bipyridine]-6,6'-diamine.

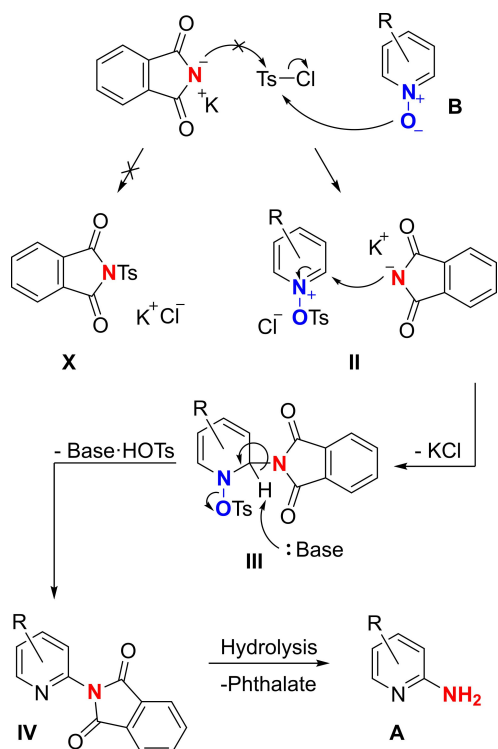


Entry ^[a]	Nucleophile (eq.)	N–O activator ^[b] (eq.)	Base (eq.)	Solvent	Yield (%)		
1	PHT	2.5	2.5	DIPEA	5.0	ACN	34
2	PHT	2.5	2.5	DBU	5.0	ACN	0
3	PHT	2.5	2.5	Pyridine	5.0	ACN	0
4	PHT	2.5	2.5	DIPEA	5.0	PhCN	14
5	PHT	2.5	2.5	DIPEA	5.0	Acetone	20
6	PHT	3.0	3.0	TEA	6.0	ACN	39
7	KPHT	3.0	3.0	DIPEA	6.0	ACN	40
8	PHT	3.0	3.0	DIPEA	6.0	ACN	35 ^[c]
9	KPHT	5.0	5.0	K ₂ CO ₃	10.0	ACN ^[d]	42
10	PHT	5.0	5.0	Cs ₂ CO ₃	10.0	ACN ^[d]	22
11	KPHT	5.0	5.0	TEA	5.0	ACN ^[d]	51
12	KPHT	5.0	5.0	TEA	5.0	ACN ^[d]	> 99 ^[e]

[a] All reactions were conducted in one-pot with 100 mg (0.53 mmol) of 2 **c** at 0.1 M in a sealed glass tubes at RT for 48 h, followed by hydrolysis with HCl (6 M) at 80 °C for 6 h. The final mixtures were analyzed using quantitative ¹H-NMR, using 1,3,5-trimethoxybenzene as internal standard.^[15] Additional conditions are shown in Table S1. [b] TsCl was used as N–O activator during all reactions. [c] The first reaction step was performed at 50 °C. [d] The reaction was performed at 0.05 M. [e] Hydrazine hydrate (5 eq.) was used for the hydrolysis.



Scheme 3. Scope of double amination of polypyridyl di-*N*-oxides. All reactions were performed at room temperature with KPHT (2.5 eq), TsCl (2.5 eq), TEA (2.5 eq) in ACN (0.05 M); hydrolysis with hydrazine hydrate (5.0 eq) at 80 °C for 24 hours (Method C). Yields refer to the isolated product in percentage and amount in parentheses.



Scheme 4. Proposed reaction mechanism.

mixture, enabling its isolation and purification by simple filtration.

Altogether, the optimized procedure is very simple to perform and was applied on a series of polypyridyl substrates (Scheme 3). While it was optimized towards **2d**, this methodology also allowed for the preparation of its *para* isomer **12d** with a good yield. Additionally, this procedure also allowed for the synthesis of bisoquinoline **13d** and naphthyridine **14d** albeit with a lower yield. Strikingly, the reaction conditions allow for the synthesis towards terpyridine derivative **9d** with an excellent yield at a 20 mmol scale. This is particularly interesting since the synthesis of this compound has only been reported using liquid ammonia under high pressure.^[18] As demonstrated by the preparation of compound **15d**, the procedure allows for multiple amination reactions within a substrate.

The mechanism of the reaction is assumed to be similar to that discussed in previous reports (Scheme 4).^[8] In short, a nucleophilic attack of starting *N*-oxide **B** towards TsCl results in the formation of pyridinium-tosylate **II**. The *N*-tosylate withdraws electron density from the pyridine and allows for a nucleophilic substitution by a phthalate anion on the C2 position of the pyridyl ring while between the activator and the nucleophile. This advantage is due to the use of TsCl as activator and KPHT as nucleophile, which releases tosylic acid (Scheme 4, III). The formed phthalate intermediate **IV** is then hydrolyzed to produce the target amine product **A**. The phthalate intermediate **2e** (**IV**, R=2,2'-pyridyl) towards product **2a** has been characterized (see SI). The main difference of our conditions compared to previous work is the prevention of a side-reaction taking place, as side-product **X** can only form at elevated temperatures.^[19]

Conclusions

In summary, we have developed an efficient and facile procedure for mono- and di-amination of (poly)pyridine *N*-oxides in an operationally simple manner with high selectivity and good to excellent yields. While the substrate examples reported here are primarily focused on the preparation of polyaminopyridyl building blocks for ligands to be used in coordination complexes, the scope might be extended to pharmaceutical compounds. Especially the possibility to prepare diaminopolypyridyl compounds with ease in a two-step procedure makes this a useful methodology. Further exploration of the substrate scope is currently ongoing.

Experimental Section

All reagents and solvents were purchased from commercial suppliers (Fluorochem, Sigma-Aldrich, BLDPharm, VWR, TCI) and used without further purification unless noted otherwise. Anhydrous and oxygen-free solvents were obtained using common distillation, drying (activated 4 Å molecular sieves) and degassing (freeze-pump-thaw method) procedures. The reactions were carried under air at room temperature (RT) unless stated otherwise.

The standard Schlenk technique was used for the reactions that were carried out under an inert atmosphere. TLCs were performed using either Supelco analytical silica gel on Al foils with fluorescence indicator 254 nm or Supelco analytical aluminium oxide 60 with fluorescence indicator 254 nm. Column chromatography was carried on silica gel (40–63 μm) or on activated neutral aluminium oxide (Brockmann Grade I) from VWR Chemicals and driven by pressurized air; the columns were packed using slurry method. NMR spectra were recorded on Bruker Avance 300, 400 or 500 MHz and the FIDs were treated with MestReNova software. The chemical shifts are given relative to the residual signal of the solvent (CDCl_3 : δ (^1H)=7.26 ppm, δ (^{13}C)=77.16 ppm; $\text{DMSO}-d_6$: δ (^1H)=2.50 ppm; δ (^{13}C)=39.52 ppm; D_2O : δ (^1H)=4.79 ppm), or relative to an external standard (TMS: δ (^1H)=0 ppm, δ (^{13}C)=0 ppm).^[20] The mass spectra were recorded on Shimadzu LCMS-2020 (ESI–Q).

General amination procedure

Method A: Phthalimide (1.2 eq), DIPEA (2 eq) and the respective *N*-oxide (1 eq) were dissolved in DCM (0.4 M by *N*-oxide) and cooled to 0 °C. TsCl (1.2 eq) was added portionwise and the mixture was allowed to stir overnight at RT. Once the reaction was completed according to thin layer chromatography, the solvent was evaporated *in vacuo*. The remaining residue was redissolved in 6 M HCl and stirred at 80 °C for 6 h. The resulting solution was neutralized with a saturated aqueous solution of NaHCO_3 , extracted with EtOAc or DCM and dried with MgSO_4 . Activated charcoal (1 g per 2.5 mmol of N–O) was added and the mixture was refluxed for 20 min. Hot filtration and evaporation of the solvent yielded the target compound.

Method B: Potassium phthalimide (2 eq), TEA (2 eq), and the respective *N*-oxide (1 eq) were dissolved in DCM (0.2 M by *N*-oxide) and cooled to 0 °C. TsCl (2 eq) was added portionwise and the mixture was allowed to stir overnight at RT. Once the reaction was complete according to thin layer chromatography, the solvent was evaporated *in vacuo*. The remaining residue was redissolved in aq. 80% hydrazine hydrate solution (5 eq per N–O group, $d=1.02$ g/ml), diluted with H_2O (0.2 M by *N*-oxide) and stirred at 80 °C for 6 h. After completion of the reaction, the mixture was extracted with CHCl_3 . The combined organic phase was washed with 1 M NaOH, dried with MgSO_4 and filtered. Evaporation of the solvent yielded the target product.

Method C: Potassium phthalimide (2.5 eq per N–O group), TEA (2.5 eq per N–O group) and respective *N*-oxide (1 eq) were mixed with acetonitrile (0.05 M by *N*-oxide) in a round-bottom flask equipped with a CaCl_2 drying tube, followed by careful addition of solid TsCl (2.5 eq per N–O group). The obtained mixture was stirred at RT for 24 h until thin layer chromatography indicated reaction completion. The resulting suspension was diluted twice with water, filtered, and the precipitate was washed with plenty of water. The obtained powder was air-dried, then mixed with aq. 80% hydrazine hydrate solution (5 eq per N–O group, $d=1.02$ g/ml) diluted with H_2O (0.2 M by *N*-oxide), and the mixture was stirred at 80 °C for another 24 h. The resulting suspension was diluted twice with water, filtered, and the precipitate was washed with plenty of water. Drying *in vacuo* afforded the target product.

Supporting Information

Detailed synthetic methods, optimization studies and preparative procedures together with characterization data of all compounds (MS and NMR spectra) are provided. Additional

references have been cited within the Supporting Information.^[8,15,21–41]

Acknowledgements

The Dutch research council (NWO) is kindly acknowledged for awarding a Vici grant to S. B.

Conflict of Interests

The authors declare no conflict of interest.

Data Availability Statement

The data that support the findings of this study are available in the supplementary material of this article.

Keywords: Amination · Heterocycles · Pyridine *N*-Oxide · Polypyridine

- [1] L. Gourdon, K. Cariou, G. Gasser, *Chem. Soc. Rev.* **2022**, *51*, 1167–1195.
- [2] P. S. Fier, S. Kim, R. D. Cohen, *J. Am. Chem. Soc.* **2020**, *142*, 8614–8618.
- [3] W. Chen, Z. Li, *J. Org. Chem.* **2022**, *87*, 76–84.
- [4] L. Quattrini, E. L. M. Gelardi, V. Coviello, S. Sartini, D. M. Ferraris, M. Mori, I. Nakano, S. Garavaglia, C. La Motta, *J. Med. Chem.* **2020**, *63*, 4603–4616.
- [5] K. Murakami, S. Yamada, T. Kaneda, K. Itami, *Chem. Rev.* **2017**, *117*, 9302–9332.
- [6] D. Wang, L. Désaubry, G. Li, M. Huang, S. Zheng, *Adv. Synth. Catal.* **2021**, *363*, 2–39.
- [7] R. A. Abramovitch, G. M. Singer, *J. Am. Chem. Soc.* **1969**, *91*, 5672–5673.
- [8] J. Yin, B. Xiang, M. A. Huffman, C. E. Raab, I. W. Davies, *J. Org. Chem.* **2007**, *72*, 4554–4557.
- [9] A. T. Londregan, S. Jennings, L. Wei, *Org. Lett.* **2010**, *12*, 5254–5257.
- [10] H. Xiong, A. T. Hoye, *Synlett* **2022**, *33*, 371–375.
- [11] R. P. Farrell, M. V. Silva Elipe, M. D. Bartberger, J. S. Tedrow, F. Vounatsos, *Org. Lett.* **2013**, *15*, 168–171.
- [12] M. Thibault, K. Luska, M. Schlaf, *Synthesis* **2007**, *2007*, 791–793.
- [13] T. Ihara, Y. Shirasaka, Y. Sato, Y. Kitamura, K. Okada, M. Tazaki, A. Jyo, *Heterocycles* **2005**, *65*, 293.
- [14] C. Kremer, G. Schnakenburg, A. Lützen, *Beilstein J. Org. Chem.* **2014**, *10*, 814–824.
- [15] G. F. Pauli, B. U. Jaki, D. C. Lankin, *J. Nat. Prod.* **2005**, *68*, 133–149.
- [16] H. E. Ulery, *J. Org. Chem.* **1965**, *30*, 2464–2465.
- [17] L. Zhang, Y. Wu, N. Wang, X. Gao, Z. Yan, B. Xu, N. Liu, B. Wang, Y. Xing, *Eur. J. Org. Chem.* **2021**, *2021*, 1446–1451.
- [18] R. A. Taylor, D. J. Law, G. J. Sunley, A. J. P. White, G. J. P. Britovsek, *Angew. Chem. Int. Ed.* **2009**, *48*, 5900–5903.
- [19] A. Houmam, E. M. Hamed, *Chem. Commun.* **2012**, *48*, 11328.
- [20] G. R. Fulmer, A. J. M. Miller, N. H. Sherden, H. E. Gottlieb, A. Nudelman, B. M. Stoltz, J. E. Bercaw, K. I. Goldberg, *Organometallics* **2010**, *29*, 2176–2179.
- [21] G. R. Fulmer, A. J. M. Miller, N. H. Sherden, H. E. Gottlieb, A. Nudelman, B. M. Stoltz, J. E. Bercaw, K. I. Goldberg, *Organometallics* **2010**, *29*, 2176–2179.
- [22] F. Roudesly, L. F. Veiros, J. Obler, G. Poli, *Org. Lett.* **2018**, *20*, 2346–2350.
- [23] L. Homberg, A. Roller, K. C. Hultzsich, *Org. Lett.* **2019**, *21*, 3142–3147.
- [24] F. W. Joachim Demnitz, M. B. D’heni, *Org. Prep. Proced. Int.* **1998**, *30*, 467–469.
- [25] M. Zalas, B. Gierczyk, M. Klein, K. Siuzdak, T. Pędziński, T. Łuczak, *Polyhedron* **2014**, *67*, 381–387.
- [26] S. P. Zucker, F. Wossidlo, M. Weber, D. Lentz, C. C. Tzschucke, *J. Org. Chem.* **2017**, *82*, 5616–5635.
- [27] J. I. Murray, A. C. Spivey, *Adv. Synth. Catal.* **2015**, *357*, 3825–3830.

- [28] A. Boulay, C. Deraeve, L. Vander Elst, N. Leygue, O. Maury, S. Laurent, R. N. Muller, B. Mestre-Voegtli, C. Picard, *Inorg. Chem.* **2015**, *54*, 1414–1425.
- [29] M. Lehr, T. Paschelke, V. Bendt, A. Petersen, L. Pietsch, P. Harders, A. J. McConnell, *Eur. J. Org. Chem.* **2021**, *2021*, 2728–2735.
- [30] F. W. Lewis, L. M. Harwood, M. J. Hudson, M. G. B. Drew, M. Sypula, G. Modolo, D. Whittaker, C. A. Sharrad, V. Videva, V. Hubscher-Bruder, F. Arnaud-Neu, *Dalton Trans.* **2012**, *41*, 9209.
- [31] M. A. Klenner, G. Pascali, B. Zhang, T. R. Sia, L. K. Spare, A. M. Krause-Heuer, J. R. Aldrich-Wright, I. Greguric, A. J. Guastella, M. Massi, B. H. Fraser, *Chem. Eur. J.* **2017**, *23*, 6499–6503.
- [32] Q. Zhou, T. A. Reekie, R. H. Abbassi, D. Indurthi Venkata, J. S. Font, R. M. Ryan, L. Munoz, M. Kassiou, *Bioorg. Med. Chem.* **2018**, *26*, 5852–5869.
- [33] A. Palav, B. Misal, A. Ernolla, V. Parab, P. Waske, D. Khandekar, V. Chaudhary, G. Chaturbhuj, *Org. Process Res. Dev.* **2019**, *23*, 244–251.
- [34] Y. He, Y.-R. Huang, Y.-L. Li, H.-H. Li, Z.-R. Chen, R. Jiang, *Inorg. Chem.* **2019**, *58*, 13862–13880.
- [35] R. P. Thummel, Y. Jahng, *J. Org. Chem.* **1985**, *50*, 3635–3636.
- [36] M. Bollenbach, S. Nemska, P. Wagner, G. Camelin, F. Daubeuf, A. Obrecht, P. Villa, D. Rognan, F. Bihel, J.-J. Bourguignon, M. Schmitt, N. Frossard, *Molecules* **2021**, *26*, 391.
- [37] D. Den Boer, A. I. Kononov, M. A. Siegler, D. G. H. Hetterscheid, *Inorg. Chem.* **2023**, *62*, 5303–5314.
- [38] A. R. Petersen, R. A. Taylor, I. Vicente-Hernández, P. R. Mallender, H. Olley, A. J. P. White, G. J. P. Britovsek, *J. Am. Chem. Soc.* **2014**, *136*, 14089–14099.
- [39] Y. Engel, A. Dahan, E. Rozenshine-Kemelmakher, M. Gozin, *J. Org. Chem.* **2007**, *72*, 2318–2328.
- [40] M. Yamada, M. Kimura, M. Nishizawa, S. Kuroda, I. Shima, *BCSJ* **1991**, *64*, 1821–1827.
- [41] T. R. Kelly, Y.-J. Lee, R. J. Mears, *J. Org. Chem.* **1997**, *62*, 2774–2781.

Manuscript received: January 16, 2024

Revised manuscript received: February 19, 2024

Accepted manuscript online: February 28, 2024

Version of record online: March 13, 2024

Correction added on 22.03.2024: Correction in author name