



Universiteit
Leiden
The Netherlands

Atorvastatin versus placebo in ICU patients with COVID-19: ninety-day results of the INSPIRATION-S trial

Talasaz, A.H.; Sadeghipour, P.; Bakhshandeh, H.; Sharif-Kashani, B.; Rashidi, F.; Beigmohammadi, M.T.; ... ; Bikdeli, B.

Citation

Talasaz, A. H., Sadeghipour, P., Bakhshandeh, H., Sharif-Kashani, B., Rashidi, F., Beigmohammadi, M. T., ... Bikdeli, B. (2023). Atorvastatin versus placebo in ICU patients with COVID-19: ninety-day results of the INSPIRATION-S trial. *Thrombosis And Haemostasis*, 123(07), 723-733. doi:10.1055/a-2059-4844

Version: Publisher's Version

License: [Licensed under Article 25fa Copyright Act/Law \(Amendment Taverne\)](#)

Downloaded from: <https://hdl.handle.net/1887/3713786>

Note: To cite this publication please use the final published version (if applicable).

Atorvastatin versus Placebo in ICU Patients with COVID-19: Ninety-day Results of the INSPIRATION-S Trial

Azita H. Talasz^{1,2} Parham Sadeghipour^{3,4,5} Hooman Bakhshandeh^{3,4} Babak Sharif-Kashani^{6,7} Farid Rashidi⁸ Mohammad Taghi Beigmohammadi⁹ Keivan Gohari Moghadam¹⁰ Somaye Rezaian¹¹ Ali Dabbagh¹² Seyed Hashem Sezavar¹³ Mohsen Farrokhpour¹⁴ Atefeh Abedini¹⁵ Rasoul Aliannejad^{16,17} Taghi Riahi¹⁸ Mahdi Yadollahzadeh¹⁴ Somayeh Lookzadeh¹⁵ Parisa Rezaeifar⁸ Samira Matin⁸ Ouria Tahamtan⁸ Keyhan Mohammadi¹⁹ Elnaz Zoghi¹⁹ Hamid Rahmani¹⁹ Seyed Hossein Hosseini¹⁹ Seyed Masoud Mousavian¹⁸ Homa Abri¹⁴ Pardis Sadeghipour¹⁴ Elahe Baghizadeh³ Farnaz Rafiee³ Sepehr Jamalkhani^{20,21} Ahmad Amin³ Bahram Mohebbi⁵ Seyed Ehsan Parhizgar³ Mahshid Soleimanzadeh¹² Maryam Aghakouchakzadeh¹⁹ Vahid Eslami²² Pooya Payandemehr²³ Hossein Khalili²¹ Hamed Talakoob²⁴ Taranom Tojari²⁵ Shadi Shafaghi⁷ Sanaz Tabrizi¹⁸ Hessem Kakavand¹⁹ Alireza Kashefzadeh²⁶ Atabak Najafi²² David Jimenez^{27,28,29} Aakriti Gupta^{30,31} Mahesh V. Madhavan^{32,33} Sanjum S. Sethi^{32,33} Sahil A. Parikh^{32,33} Manuel Monreal³⁴ Naser Hadavand³ Alireza Hajighasemi¹ Khalil Ansarin⁸ Majid Maleki³ Saeed Sadeghian¹ Stefano Barco^{35,36} Bob Siegerink³⁷ Erica S. Spatz^{38,39} Gregory Piazza^{40,41} Ajay J. Kirtane^{40,41} Benjamin W. Van Tassel² Gregory Y. H. Lip^{42,43} Frederikus A. Klok⁴⁴ Samuel Z. Goldhaber^{40,41} Gregg W. Stone^{32,45} Harlan M. Krumholz^{30,39,46} Behnood Bikdeli^{32,38,40,41}

¹ Tehran Heart Center, Tehran University of Medical Sciences, Tehran, Iran

² Department of Pharmacotherapy and Outcome Sciences, Virginia Commonwealth University, Richmond, Virginia, United States

³ Rajaie Cardiovascular Medical and Research Center, Iran University of Medical Sciences, Tehran, Iran

⁴ Clinical Trial Center, Rajaie Cardiovascular, Medical, and Research Center, Iran University of Medical Sciences, Tehran, Iran

⁵ Cardiovascular Intervention Research Center, Rajaie Cardiovascular, Medical, and Research Center, Iran University of Medical Sciences, Tehran, Iran

⁶ Tobacco Prevention and Control Research Center, National Research Institute of Tuberculosis and Lung Diseases (NRITLD), Shahid Beheshti University of Medical Sciences, Tehran, Iran

⁷ Department of Cardiology, Lung Transplantation Research Center, National Research Institute of Tuberculosis and Lung Diseases (NRITLD), Shahid Beheshti University of Medical Sciences, Tehran, Iran

⁸ Tuberculosis and Lung Diseases Research Center, Tabriz University of Medical Sciences, Tabriz, Iran

⁹ Department of Intensive Care, Tehran University of Medical Sciences, Imam Khomeini Hospital Complex, Tehran, Iran

Address for correspondence Behnood Bikdeli, MD, MS, Cardiovascular Medicine Division, Brigham and Women's Hospital, 75 Francis Street, Boston, MA 02115, United States (e-mail: bbikdeli@bwh.harvard.edu; Behnood.bikdeli@yale.edu).

¹⁰ Department of Internal Medicine, School of Medicine, Shariati Hospital, Tehran, Iran

¹¹ Department of Internal Medicine, Alborz University of Medicine Science, Karaj, Iran

¹² Department of Anesthesiology, School of Medicine Anesthesiology Research Center Shahid Modarres Hospital, Shahid Beheshti University of Medical Sciences, Tehran, Iran

¹³ Research Center for Prevention of Cardiovascular Disease, Institute of Endocrinology and Metabolism, Iran University of Medical Sciences, Tehran, Iran

¹⁴ Department of Internal Medicine, Iran University of Medical Sciences, Firouzgar Hospital, Tehran, Iran

¹⁵ Chronic Respiratory Disease Research Center, Shahid Beheshti University of Medical Sciences, Masih Daneshvari Hospital, Tehran, Iran

¹⁶ Department of Pulmonary and Critical Care, School of Medicine, Shariati Hospital, Tehran, Iran

The review process for this paper was fully handled by Christian Weber, Editor in Chief.

received

January 7, 2023

accepted after revision

March 19, 2023

accepted manuscript online

March 21, 2023

article published online

May 12, 2023

© 2023. Thieme. All rights reserved.
Georg Thieme Verlag KG,
Rüdigerstraße 14,
70469 Stuttgart, Germany

DOI <https://doi.org/10.1055/a-2059-4844>.
ISSN 0340-6245.

- ¹⁷Advanced Thoracic Research Center, Tehran University of Medical Sciences, Tehran, Iran
- ¹⁸Department of Internal Medicine, Rasoul-e-Akram Hospital, Iran University of Medical Sciences, Tehran, Iran
- ¹⁹Department of Clinical Pharmacy, School of Pharmacy, Tehran University of Medical Sciences, Tehran, Iran
- ²⁰Student Research Committee, Iran University of Medical Sciences, Tehran, Iran
- ²¹Department of Pharmacotherapy, Tehran University of Medical Sciences, Imam Khomeini Hospital Complex, Tehran, Iran
- ²²Department of Emergency Medicine, Cardiovascular Research Center, Shahid Beheshti University of Medical Sciences, Tehran, Iran
- ²³Department of Emergency Medicine, Sina Hospital, Tehran University of Medical Sciences, Tehran, Iran
- ²⁴Cardiovascular Research Center, Alborz University of Medical Sciences, Karaj, Iran
- ²⁵Department of Biotechnology, Faculty of Biological Sciences, Alzahra University, Tehran, Iran
- ²⁶Department of Internal Medicine, Shahid Dr. Labbafinejad Hospital, Shahid Beheshti University of Medical Sciences, Tehran, Iran
- ²⁷Respiratory Department, Hospital Ramón y Cajal (IRYCIS), Madrid, Spain
- ²⁸Medicine Department, Universidad de Alcalá (IRYCIS), Madrid, Spain
- ²⁹CIBER Enfermedades Respiratorias (CIBERES), Madrid, Spain
- ³⁰Yale/YNHH Center for Outcomes Research and Evaluation (CORE), New Haven, Connecticut, United States
- ³¹Cedars-Sinai Medical Center, Smidt Heart Institute, Los Angeles, California, United States
- ³²Cardiovascular Research Foundation (CRF), New York, New York, United States
- ³³Division of Cardiology, Columbia University Irving Medical Center/ NewYork-Presbyterian Hospital, New York, New York, United States
- ³⁴Cátedra de Enfermedad Tromboembólica, Universidad Católica de Murcia, Murcia, Spain
- ³⁵Department of Angiology, University Hospital Zurich, Zurich, Switzerland
- ³⁶Center for Thrombosis and Hemostasis, Johannes Gutenberg University Mainz, Mainz, Germany
- ³⁷Department of Clinical Epidemiology, Leiden University Medical Center, Leiden, The Netherlands
- ³⁸Yale/YNHH Center for Outcomes Research and Evaluation, New Haven, Connecticut, United States
- ³⁹Section of Cardiovascular Medicine, Department of Internal Medicine, Yale School of Medicine, New Haven, Connecticut, United States
- ⁴⁰Cardiovascular Medicine Division, Brigham and Women's Hospital, Harvard Medical School, Boston, Massachusetts, United States
- ⁴¹Thrombosis Research Group, Brigham and Women's Hospital, Harvard Medical School, Boston, Massachusetts, United States
- ⁴²Liverpool Centre for Cardiovascular Science, University of Liverpool and Liverpool Heart and Chest Hospital, Liverpool, United Kingdom
- ⁴³Department of Clinical Medicine, Aalborg University, Aalborg, Denmark
- ⁴⁴Department of Medicine - Thrombosis and Hemostasis, Leiden University Medical Centre, Leiden, The Netherlands
- ⁴⁵The Zena and Michael A. Wiener Cardiovascular Institute, Icahn School of Medicine at Mount Sinai, New York, New York, United States
- ⁴⁶Department of Health Policy and Management, Yale School of Public Health, New Haven, Connecticut, United States

Thromb Haemost 2023;123:723–733

Abstract

Background In the INSPIRATION-S trial, atorvastatin versus placebo was associated with a nonsignificant 16% reduction in 30-day composite of venous/arterial thrombosis or death in intensive care unit (ICU) patients with COVID-19. Thrombo-inflammatory response in coronavirus disease 2019 (COVID-19) may last beyond the first 30 days.

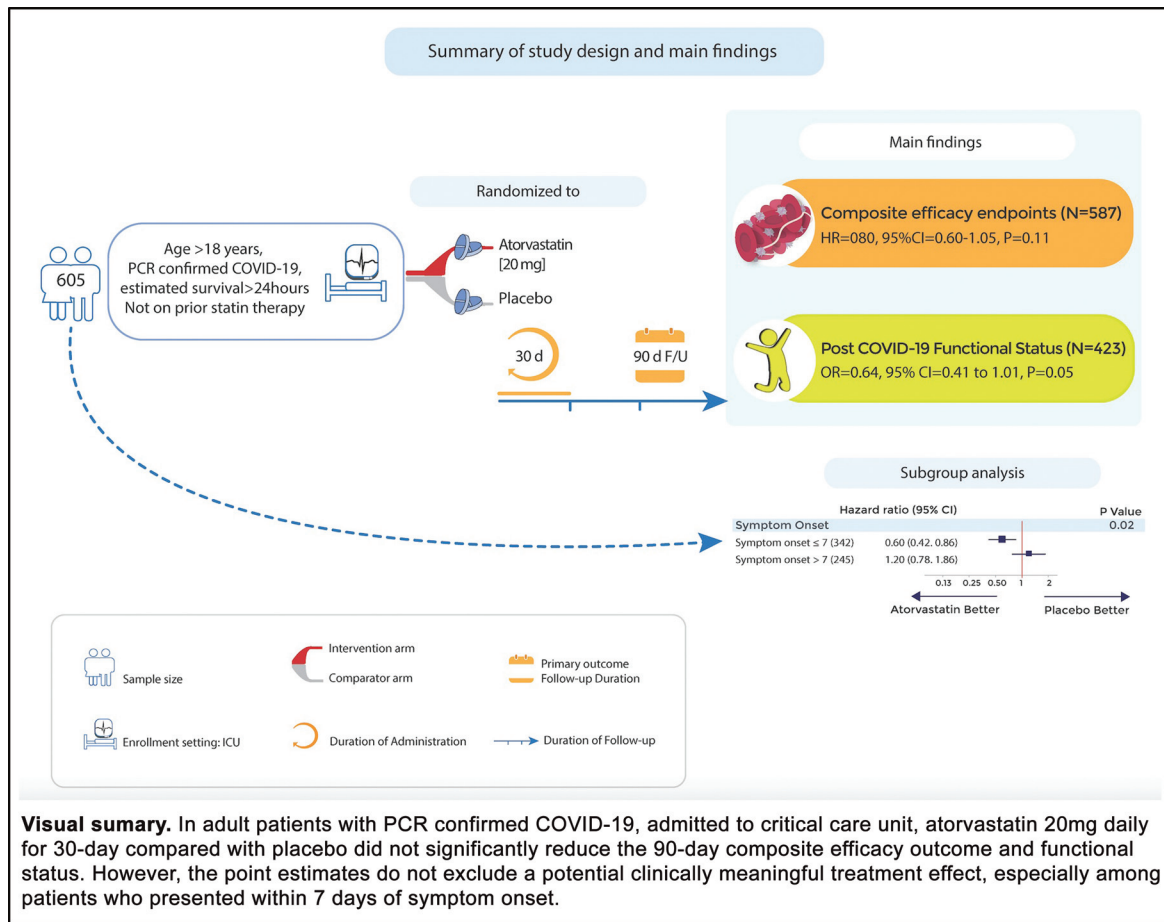
Methods This article reports the effects of atorvastatin 20 mg daily versus placebo on 90-day clinical and functional outcomes from INSPIRATION-S, a double-blind multicenter randomized trial of adult ICU patients with COVID-19. The main outcome for this prespecified study was a composite of adjudicated venous/arterial thrombosis, treatment with extracorporeal membrane oxygenation (ECMO), or all-cause mortality. Functional status was assessed with the Post-COVID-19 Functional Scale.

Results In the primary analysis, 587 patients were included (age: 57 [Q1–Q3: 45–68] years; 44% women). By 90-day follow-up, the main outcome occurred in 96 (33.1%) patients assigned to atorvastatin and 113 (38.0%) assigned to placebo (hazard ratio [HR]: 0.80, 95% confidence interval [CI]: 0.60–1.05, $p = 0.11$). Atorvastatin in patients who presented within 7 days of symptom onset was associated with reduced 90-day hazard for the main outcome (HR: 0.60, 95% CI: 0.42–0.86, $p_{\text{interaction}} = 0.02$). Atorvastatin use was associated with improved 90-day functional status, although the upper bound CI crossed 1.0 (OR_{ordinal}: 0.64, 95% CI: 0.41–1.01, $p = 0.05$).

Conclusion Atorvastatin 20 mg compared with placebo did not significantly reduce the 90-day composite of death, treatment with ECMO, or venous/arterial thrombosis. However, the point estimates do not exclude a potential clinically meaningful treatment effect, especially among patients who presented within 7 days of symptom onset (NCT04486508).

Keywords

- ▶ statin
- ▶ atorvastatin
- ▶ lipid
- ▶ COVID-19
- ▶ functional limitations



Introduction

Coronavirus disease 2019 (COVID-19) disease severity is determined in large part by the intensity of inflammatory response and its potential for organ damage.^{1–3} Targeting inflammation and thrombosis in patients with COVID-19 is considered an important strategy for disease management to improve clinical outcomes.^{4–6}

Statins have pleiotropic effects which may attenuate the worsening inflammatory process in patients with COVID-19.^{7,8} In addition, statins reduce platelet thrombogenicity⁹ and modestly inhibit coagulation. Therefore, it has been hypothesized that statin therapy decreases the incidence of thrombotic complications and improves patient outcomes.^{10,11}

The effect of statin therapy on clinical outcomes of patients with COVID-19 remains uncertain.¹¹ In the INSPIRATION-statin (INSPIRATION-S) trial, the effects of atorvastatin 20mg daily compared with placebo for 30 days on short-term (30-day) clinical outcomes in patients with COVID-19 admitted to the intensive care unit (ICU) were previously reported.¹² The study was terminated prematurely with lower event rates than originally anticipated. In this context, although use of atorvastatin was safe and suggested favorable point estimates for efficacy, it was not shown superior to placebo in reducing the 30-day rate of the composite of adjudicated venous or arterial thrombosis, treatment with

extracorporeal membrane oxygenation (ECMO), or all-cause mortality.¹² However, considering the persistent elevation of inflammatory mediators beyond the first 30 days in patients with COVID-19,^{13–17} and the reported durable modulatory effect of statins on thromboinflammation beyond the early period of drug use,¹⁸ a longer follow-up might clarify the role of statins in this population. In addition, patients who survived COVID-19 are frequently forced to cope with worse quality-of-life and neuropsychiatric changes.¹⁹ It is unknown if statins can modify such functional outcomes. This manuscript summarizes the prespecified 90-day clinical and functional status outcomes of the INSPIRATION-S trial.

Methods

The trial design has been described previously.²⁰ Briefly, the Intermediate versus Standard-Dose Prophylactic Anticoagulation in Critically-ill Patients With COVID-19: An Open Label Randomized Controlled Trial (INSPIRATION) and INSPIRATION-statin (INSPIRATION-S) was a trial with a 2 × 2 factorial design in patients with COVID-19 admitted to the ICU. Details on study sites is mentioned in the ► **Supplementary Material** (available in the online version). Results of the anticoagulation randomization and short-term (i.e., 30-day) findings for atorvastatin randomization have been reported in separate prior publications.^{12,21–23}

Study Patients

Adult patients with polymerase chain reaction-confirmed COVID-19 who were admitted to the ICU within 7 days of initial hospitalization and had expected survival of more than 24 hours were considered for inclusion. Major exclusion criteria were strong indication or ongoing use of statins prior to hospitalization, liver enzyme tests >5 times upper normal limit or active liver disease (liver enzyme tests >3 times upper normal limit plus histological findings including cirrhosis, or inflammation, or necrosis), and creatine kinase >500 U/L. We planned to assess the effects of treatment with atorvastatin on acute inflammatory processes due to COVID-19 in a prospective clinical trial. We chose to exclude patients who had a solid indication for statin therapy, since it is unethical to randomize such patients to active treatment versus placebo. The full list of eligibility criteria^{20,21} is available in the **►Supplementary Material** (available in the online version).

Intervention and Control

The study intervention was atorvastatin 20 mg once daily versus placebo. This dose of atorvastatin (instead of 40 or 80 mg per day) was used because of possible interaction with lopinavir/ritonavir, routinely used for COVID-19 treatment during the study period. The study drug was intended to be continued until 30 days from enrollment or reaching the 30-day primary efficacy outcome. Patients, investigators, and study physicians remained blinded to treatment assignment. For those patients discharged before 30 days, a supply of the study drug was provided. Postdischarge adherence was monitored via weekly phone and video interviews by site clinicians or the trial coordinating center. Details regarding the randomization procedure and timing have been reported previously.¹²

Study Outcomes

For this prespecified 90-day follow-up analysis, the main outcome was a composite of objectively confirmed venous thromboembolism (VTE), arterial thrombosis, treatment with ECMO, or all-cause mortality. Additional efficacy outcomes included the 90-day occurrence of individual components of the composite outcome along with the rates of renal replacement therapy and incident atrial fibrillation.

Ninety-day functional outcomes were assessed by the Post-COVID-19 Functional Status (PCFS) scale^{24,25} (translated by the authors into Farsi [**►Supplementary Material**, available in the online version]). PCFS is an ordinal outcome scale that grades patients from 0 (no functional limitations) to 4 (severe functional limitations) and 5 (death). Notably, the decision to include functional outcomes in INSPIRATION-S was finalized by the steering committee on August 28, 2020, and thus patients recruited before this time point were not included in this sub-analysis (**►Supplementary Fig. S1**, available in the online version).

The Patient Health Questionnaire-2 (PHQ-2)^{26,27} was used to screen for the 90-day depressive symptoms. PHQ-2 is scored from 0 to 6, with scores ≥ 3 translated to a higher likelihood of major depressive disorder.²⁸ For completion of

PHQ-2, patient direct participation was required and therefore, this analysis was performed in patients who survived and accepted to participate in 90-day follow-up assessment.

Prespecified safety outcomes included rise in liver enzymes (defined as >3 times upper normal limit), clinically diagnosed myopathy, and major bleeding, as assessed according to the Bleeding Academic Research Consortium criteria (BARC type 3 or 5), within 90 days of statin initiation. Efficacy and safety outcomes were adjudicated by a clinical events committee who remained blinded to treatment assignment. Access to the randomization log was restricted and permitted only on an emergency basis, as requested by the Data Safety and Monitoring Board.

Statistical Analysis

Frequency counts (percentages) were used to report categorical variables. Continuous variables were reported as mean and standard error, or median with interquartile ranges (for variables that were not normally distributed).

All randomized patients who met the eligibility criteria, did not withdraw consent, and received at least one dose of the assigned treatment were included in the primary analysis. Assessment of the 90-day composite efficacy outcome was prespecified to be performed via mixed-effects models with hazard ratio (HR) as the effect measure and accounting for the enrolling sites as a random effect. Since INSPIRATION/INSPIRATION-S employed a 2×2 factorial design,^{21,22} a test of interaction between the two interventions was performed for the main efficacy and the main safety outcomes. No significant interaction was found between the assigned prophylactic anticoagulant regimen and the assigned statin regimen for the 90-day main efficacy ($p = 0.75$) or the main safety outcome ($p = 0.27$). Therefore, results of the statin randomization are presented independently.

For comparisons of 90-day functional status between patients assigned to atorvastatin versus placebo, a mixed-effects ordinal logistic regression model with random intercepts for enrolling centers was used, resulting in odds ratios (ORs) and corresponding confidence intervals (CIs). Higher ORs represent the odds of ending up in a higher PCFS category (i.e., worse functional status). For comparison of PHQ-2 at 90-day follow-up between the two assigned treatments, a mixed-effects binary logistic regression model with random intercept for centers was used.

A p -value <0.05 was considered significant for the main outcome. No adjustment for multiplicity of comparisons was prespecified. Therefore, assessment of the findings for other outcomes and within subgroups should be considered exploratory. Statistical analyses were performed via Stata 16 (for Mac OS, StataCorp, Texas, United States).

Results

From the predefined 626 target sample size, 605 patients were enrolled in the INSPIRATION-S study (303 randomized to atorvastatin and 302 randomized to placebo) between July 29, 2020 and April 4, 2021. Premature termination was due to limited study funds and excessive strain on the study

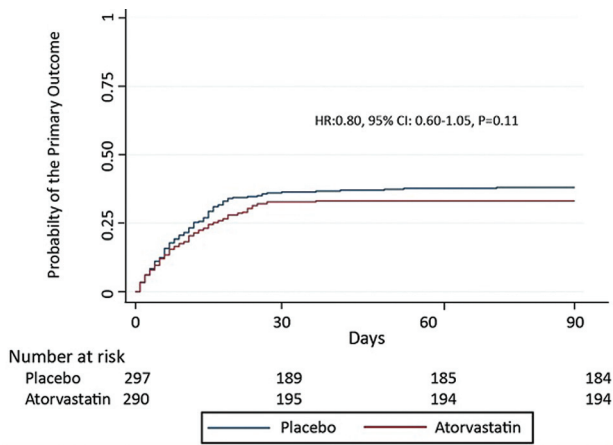


Fig. 1 Composite efficacy outcome in the prespecified primary cohort. Composite of adjudicated acute arterial thrombosis, venous thromboembolism, extracorporeal membrane oxygenation, or all-cause mortality during 90 days from enrollment. The prespecified primary cohort consisted of patients who received at least one dose of the study drug, were not excluded, and did not withdraw consent.

personnel. Baseline patient characteristics of the trial participants have been described previously.²¹ Briefly, the median (Q1, Q3) age in the atorvastatin and placebo groups were 57 (45, 67) and 57 (45, 68) years, respectively. Women constituted 43.1% versus 44.1% of study participants in the atorvastatin and placebo groups. Other baseline characteristics, comorbidities, and background therapies were comparable in both groups, except for history of smoking, which was more common in patients assigned to atorvastatin than to placebo (31 [10.7%] vs. 10 [3.4%] patients).

Efficacy Outcomes

By 90-day follow-up, the composite efficacy outcome occurred in 96 (33.1%) patients assigned to atorvastatin 20 mg once daily and 113 (38.0%) patients assigned to placebo (HR: 0.80, 95% CI: [0.60–1.05], $p = 0.11$) (►Fig. 1, ►Table 1). There were six new adjudicated events from day 31 to 90 of follow-up, five in those assigned to placebo and one in those assigned to atorvastatin. Ninety-day all-cause mortality was adjudicated in 91 (31.3%) patients assigned to atorvastatin and 108 (36.3%) patients assigned to placebo (HR: 0.78, 95% CI: [0.59–1.04], $p = 0.09$; ►Table 1 and ►Fig. 2).

Adjudicated VTE events occurred in 6 (2.1%) patients assigned to atorvastatin and 9 (3.0%) patients assigned to placebo (HR: 0.61, 95% CI: [0.21–1.72]; $p = 0.35$). There were no cases of myocardial infarction or acute peripheral arterial thrombosis. Ischemic stroke occurred in one patient in the placebo group. New atrial fibrillation was diagnosed in 2 (0.6%) and 5 (1.6%) patients assigned to atorvastatin and placebo, respectively (HR: 0.38, 95% CI: [0.07–1.99]; $p = 0.25$). New renal replacement therapy at 90-day follow-up occurred in 10 (3.4%) patients assigned to atorvastatin and 8 (2.6%) patients assigned to placebo group (HR: 1.20, 95% CI: [0.47–3.06]; $p = 0.69$).

Functional Status and Depressive Symptoms

For the functional status analysis, of the 605 enrolled patients, 524 were recruited after August 28, 2020, of

whom 101 patients did not consent to be interviewed for the functional status assessment. Therefore, 423 patients (median age: 58 (45,67) years; 43% women) were included in the functional status analysis (►Supplementary Fig. S1, available in the online version): 209 patients assigned to atorvastatin and 214 patients to placebo (►Supplementary Table S1, available in the online version). In the mixed-effects ordinal regression model with random intercept for centers, use of atorvastatin versus placebo showed a tendency for improved 90-day functional status grading, although the upper bound CI crossed 1.0 (OR_{ordinal} : 0.64, 95% CI: [0.41–1.01], $p = 0.05$; ►Fig. 3A).

For depressive symptoms screening, only patients who survived and agreed to the 90-day follow-up were included (119 and 115 patients in atorvastatin and placebo groups, respectively). The proportion of patients with 90-day PHQ-2 score ≥ 3 was higher yet not significantly different in those assigned to statin versus placebo (20/119 [16.8%] vs. 11/115 [9.6%]) (►Fig. 3B). In the mixed-effects binary logistic regression model with random intercept for centers, there was no significant association between atorvastatin versus placebo on reduced odds of PHQ-2 ≥ 3 at 90-day follow-up (OR_{binary} : 1.86, 95% CI: [0.77–4.55]; $p = 0.16$).

Safety Outcomes

By 90-day follow-up, rise in liver enzymes >3 times upper normal limit was identified in 5 (1.7%) patients who were assigned to atorvastatin compared with 7 (2.3%) on placebo. There were no cases of clinically diagnosed hepatotoxicity or myopathy in either study group.

Fatal bleeding occurred in 2 (0.6%) of patients assigned to atorvastatin compared with 2 (0.6%) patients in the placebo group (HR: 1.02, 95% CI: [0.14–7.27]; $p = 0.98$). Eleven patients randomized to receive atorvastatin (3.7%) and five randomized to placebo (1.6%) were diagnosed with major bleeding (HR: 2.14, 95% CI: [0.74–6.19]; $p = 0.15$). Clinically relevant nonmajor bleeding occurred in 7 (2.4%) patients randomized to atorvastatin versus 9 (3.0%) patients in the placebo group (HR: 0.84, 95% CI: [0.3–2.32]; $p = 0.74$). Severe thrombocytopenia, defined as platelet counts less than 20,000/fL occurred in 4 (1.3%) in the atorvastatin group versus 3 (1.0%) of those in the placebo group.

Sensitivity Analysis

In the sensitivity analyses of all nonduplicative eligible randomized patients ($N = 605$), or all patients who met the eligibility criteria ($N = 591$), and per-protocol cohort ($N = 444$), the results were similar to the primary analyses (►Supplementary Tables S2–S4, available in the online version). An exploratory landmark analysis showed that the composite efficacy outcome was not significantly different in those assigned to atorvastatin versus placebo from day 31 to day 90 of follow-up (HR: 0.18, 95% CI: [0.02–1.62]) (►Supplementary Fig. S2, available in the online version).

Subgroup Analysis

In the assessment of the prespecified subgroups, the outcomes were similar for most subgroups including in women

Table 1 Ninety-day outcomes in the prespecified primary analysis population

Outcome	Atorvastatin (n = 290), n (%)	Placebo (n = 297), n (%)	Risk difference (95% CI)*	Hazard ratio (95% CI)**	p-Value
Composite efficacy outcome					
Composite of adjudicated acute venous thrombosis ^a , arterial thrombosis ^b , treatment with extracorporeal membrane oxygenation ^c , or all-cause mortality	96 (33.1)	113 (38.0)	-4.9 (-12.6 to 2.7)%	0.80 (0.60–1.05)	0.11
Secondary outcomes					
All-cause mortality	91 (31.3)	108 (36.3)	-4.9 (-12.6 to 2.6)%	0.78 (0.59–1.04)	0.09
Venous thromboembolism	6 (2.0)	9 (3.0)	-0.9 (-3.5 to 1.5)%	0.61 (0.21–1.72)	0.35
Exploratory outcomes					
Type I acute myocardial infarction ^d	0 ^f	0			
Stroke	0	1 (0.3)	-0.3 (-0.9 to 0.3)%		0.32
Peripheral arterial thrombosis	0	0			
Incident atrial fibrillation	2 (0.6)	5 (1.6)	-0.9 (-2.7 to 0.7)%	0.38 (0.07–1.99)	0.25
New in-hospital renal replacement therapy	10 (3.4)	8 (2.6)	0.7 (-2.0 to 3.5)%	1.20 (0.47–3.06)	0.69
Safety outcomes					
Fatal bleeding (BARC 5)	2 (0.6)	2 (0.6)	0 (-1.3 to 1.3)%	1.02 (0.14–7.27)	0.98
Major bleeding (BARC 3 or 5) ^e	11 (3.7)	5 (1.6)	2.1 (-0.5 to 4.7)%	2.14 (0.74–6.19)	0.15
Clinically relevant nonmajor bleeding ^g (BARC 2)	7 (2.4)	9 (3.0)	-0.6 (-3.2 to 2.0)%	0.84 (0.30–2.32)	0.74
Severe thrombocytopenia ^h	4 (1.3)	3 (1.0)	0.3 (-1.3 to 2.1)%	1.16 (0.25–5.29)	0.84
Myopathy ⁱ	0	0			
Rise in liver enzymes ^j	5 (1.7)	7 (2.3)	-0.6 (-2.9 to 1.6)%	0.69 (0.21–2.17)	0.52

Abbreviations: BARC, Bleeding Academic Research Consortium; CI, confidence interval; ICU, intensive care unit.

Note: *,**Risk differences are crude measurement and HRs are from mixed-effects models; p-values are for HRs.

^aAll the venous thromboembolism events were adjudicated by the online clinical event committee. Each event was only confirmed by presenting a guideline-recommended imaging test (see Appendix).

^bAcute arterial thrombosis defined as type I acute myocardial infarction, ischemic stroke, and acute peripheral arterial thrombosis.

^cNo patients received extracorporeal membrane oxygenation.

^dType I myocardial infarction was defined as rise and/or fall in cardiac troponin values with at least one value above the 99th percentile upper reference limits with at least one of the followings: symptoms of ischemia, or new or presumed new ischemic electrocardiographic (ECG) change, or development of pathologic Q waves on the ECG, or imaging evidence of new loss of viable myocardium or new regional wall motion abnormality in a pattern consistent ischemic etiology; confirmed by coronary angiography, intravascular imaging or autopsy. Myocardial injury was noted in six patients with a combination of cardiac biomarker rise and electrocardiographic changes, coronary angiography was only pursued in one patient (with normal coronary vasculature) and thus type I myocardial infarction was not adjudicated in any participants.

^eMajor bleeding consisted of Bleeding Academic Research Consortium (BARC) type 3 and 5, which defines as type 3a for overt bleeding plus hemoglobin drop of 3 to 5 g/dL, or any transfusion with overt bleeding; type 3b for overt bleeding plus hemoglobin drop 5 g/dL, cardiac tamponade or bleeding requiring surgical intervention for control, type 3c for intracranial hemorrhage, and type 5 for fatal bleeding.³⁶

^fFor events with zero incidence in one group, only absolute risk difference was reported.

^gClinically significant bleeding that warranted attention from the medical personnel, but not fulfilling criteria for major bleeding.

^hPlatelet count <20,000/fL.

ⁱNew myopathy diagnosed by the treating clinicians based on clinical and laboratory results.

^jAcute rise in liver enzymes >3 times the upper reference limit.

and men, those with or without obesity, those with or without diabetes, and those with and without obstructive airway disease (→ Fig. 4). However, there was an association between atorvastatin use and improvement in the main composite outcome in those assigned to atorvastatin within the first 7 days of symptoms (N=342), but not in those

randomized after 7 days of symptoms onset (N=245) (HR: 0.60, 95% CI: [0.42–0.86] vs. HR: 1.20, 95% CI: [0.78–1.86], $p_{\text{interaction}} = 0.02$). In the mixed-effects ordinal regression model with random intercept for centers, use of atorvastatin versus placebo was associated with improved 90-day PCFS in those assigned to atorvastatin within the first

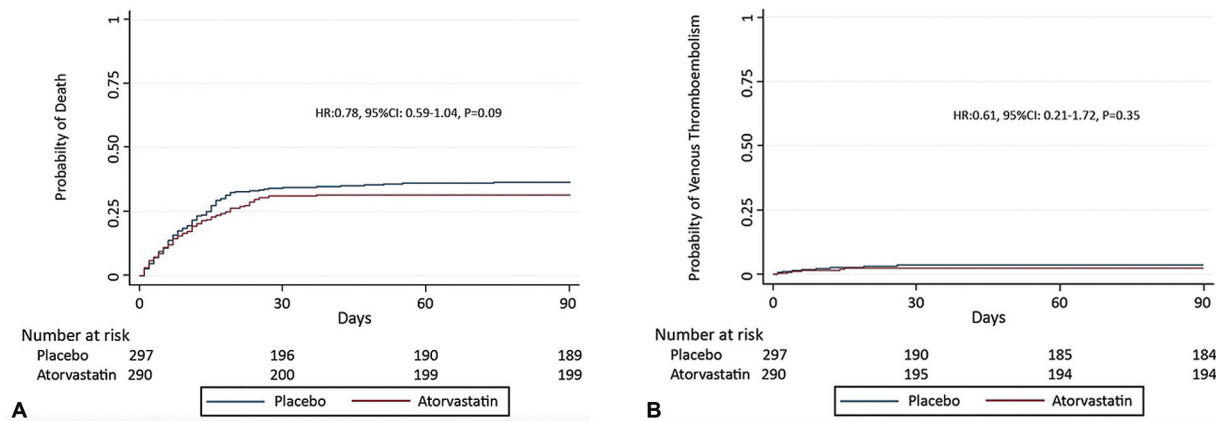


Fig. 2 Kaplan–Meier curve for all-cause mortality (A) and VTE (B). The prespecified primary cohort consisted of patients who received at least one dose of the study drug, were not excluded, and did not withdraw consent. For panel (B), competing risk of mortality was addressed. VTE, venous thromboembolism.

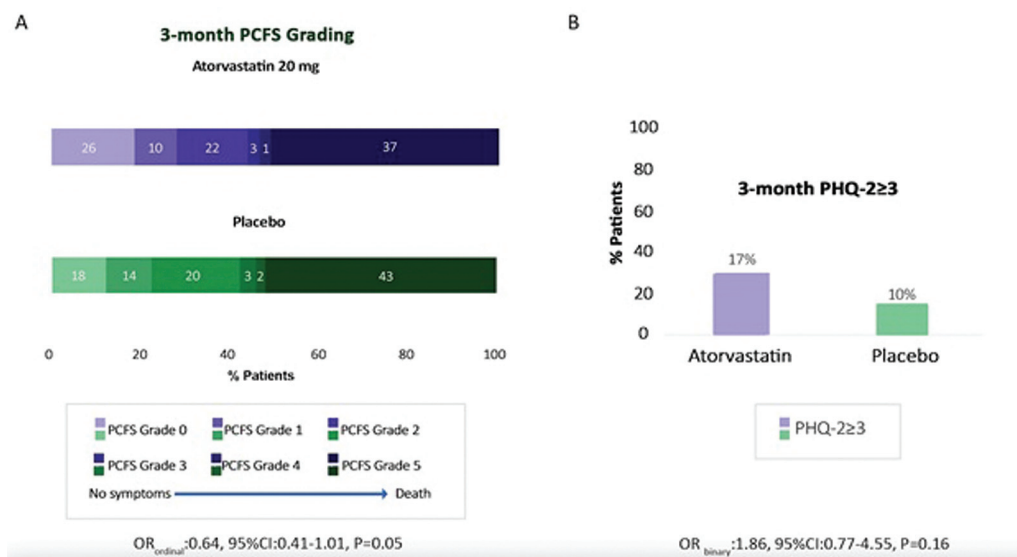


Fig. 3 Three-month PCFS grading and proportion of patients PHQ-2 \geq 3 in the two study groups. Comparison of PCFS grading (A) and proportion of patients PHQ-2 \geq 3 (B) analyzed via the mixed-effects regression model with random intercept for centers were depicted. Patients' percentages in each class of PCFS were compared between atorvastatin (purple) versus placebo (green). Darker colors designated worse outcomes. PCFS, Post-COVID-19 Functional Scale; PHQ-2, Patient Health Questionnaire-2.

7 days of symptoms (OR_{ordinal}: 0.69, 95% CI: [0.49–0.97], $p = 0.03$).

Discussion

In this study of acutely ill patients, atorvastatin 20 mg daily was not associated with the significantly lower rate of the 90-day composite of all-cause death, treatment with ECMO, or venous or arterial thrombosis. However, there was an association between starting atorvastatin within the first 7 days of symptom onset and lower rates of adverse events as well as better functional outcomes. No changes were observed in depressive symptoms. It is therefore possible that the use of atorvastatin, compared with placebo, has positive impact on the outcomes of patients with COVID-19, especially when they present early in the course of disease. Notably, in INSPIRATION-S, only 605 out of the target of predefined

626 patients were enrolled. In addition, the pooled actual event rate in INSPIRATION-S was lower than expected event rate at the time of trial design. While a clinically meaningful treatment effect is possible, the results of this trial were not definitive and should be verified by findings from other ongoing randomized controlled trials (RCTs).²⁹

Despite an association between antecedent statin use and reduced in-hospital mortality among patients admitted with COVID-19 in a prior retrospective analysis (OR = 0.47, 95% CI [0.36–0.62], $p < 0.001$),³⁰ in this trial atorvastatin use was not associated with significantly improved survival at 90-day follow-up (HR: 0.78, 95% CI [0.59–1.04], $p = 0.09$). The potential reasons for this discrepancy may include lack of sufficient statistical power in the current study (type II error), lower dose of statin therapy in INSPIRATION-S (chosen because of drug–drug interactions) compared with observational studies which applied high-intensity statins,³¹

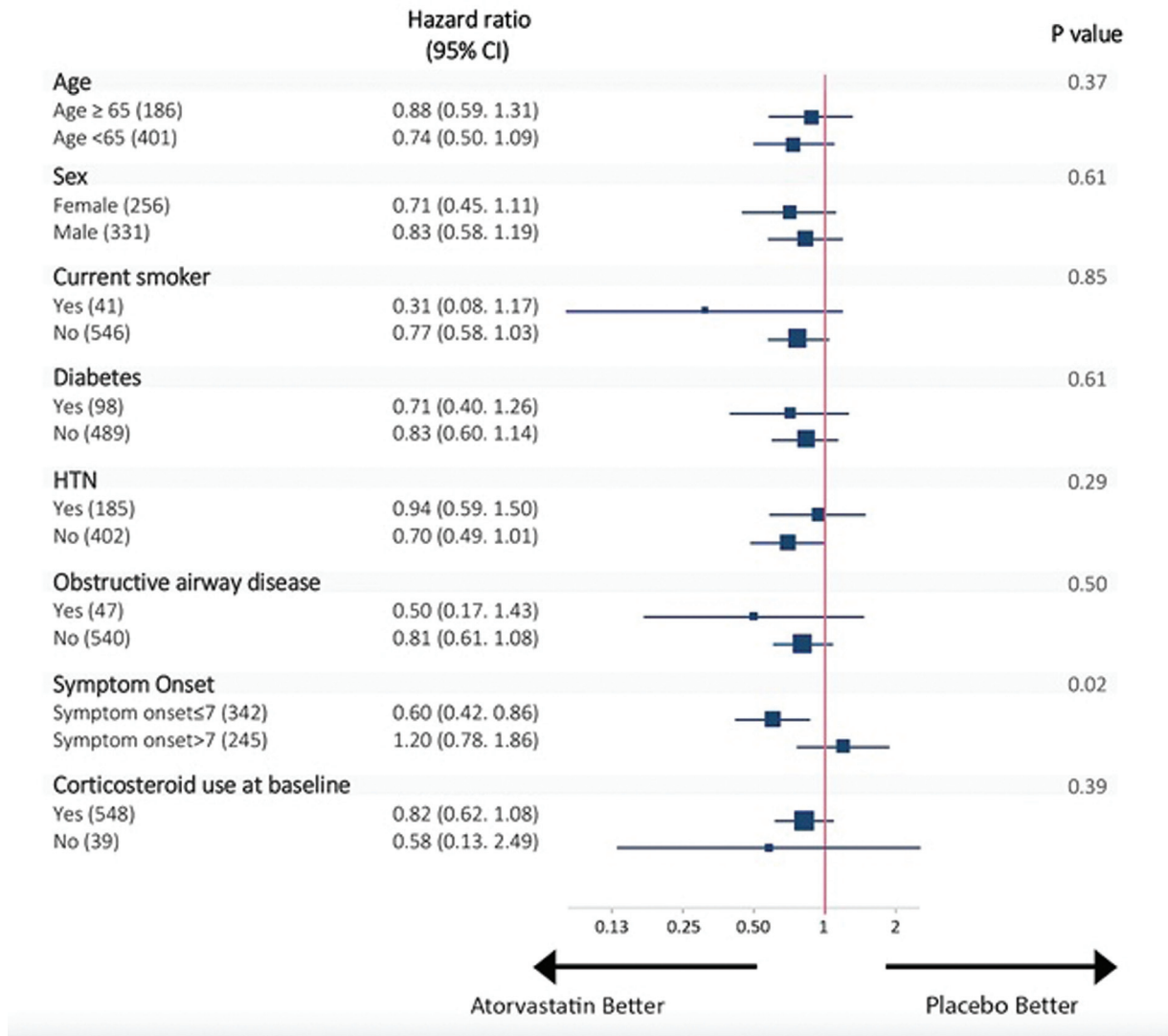


Fig. 4 Subgroup analysis for the main composite outcome.

differential impact based on the timing of administration of statins (antecedent vs. during acute illness), patient population (patients in ICU may be too sick to benefit from statins), or a true lack of treatment effect for statins.

There was no significant reduction in the incidence of venous/arterial thrombosis with atorvastatin 20 mg daily versus placebo at 90-day follow-up. Notably, the pooled actual event rates were lower than expected at the time of trial design, possibly because patients were not routinely screened for VTE. Imaging tests were implemented only in cases of clinical suspicion. Thrombotic event rates may have also been reduced in more recent periods of the pandemic as a result of other effective therapies targeting thrombo-inflammation.

Early use of atorvastatin 20 mg daily, within the first 7 days of symptoms onset, was associated with an improvement in the composite study outcome, consistent with the hypothesis-generating findings reported previously.¹² Lipid rafts have a crucial role in virus entry during the early phases of severe acute respiratory syndrome. Their disruption by statins may help reducing angiotensin-converting enzyme 2-mediated virus infection. Consequently, early initiation of statins could

impact the modulation of virus entry.³² Furthermore, most inflammatory markers are increased within the first 7 days of infection,³³ which supports the idea of improved outcomes associated with early statin treatment. In addition, early administration of statins may protect the vascular endothelium by enhancing endothelial nitric oxide synthase activity and diminishing the release of systemic endothelial-derived microparticles. This effect is also associated with reducing inflammatory cytokines.³⁴ Similarly, in the HARP-2 trial, the administration of simvastatin within 48 hours in the hyper-inflammatory phase of acute respiratory distress syndrome was associated with improving 28- and 90-day survival.³⁵

In the current trial, there was a hypothesis-generating improvement of functional limitation with statin therapy, whereas atorvastatin use was not associated with significant difference in depressive symptoms compared with placebo. The results of studies that have examined the effect of statins on functional status in different settings are heterogenous. However, a systematic review and meta-analysis of RCTs of non-COVID-19 patients suggested a positive effect of statins (in particular the lipophilic ones due to better penetration to

blood–brain barrier) on mitigating the severity of depression.¹⁹

This study has several limitations. First, the study was stopped prematurely before meeting its target sample and the event rates were lower than expected. Consequently, this study was not sufficiently powered to assess the effect of atorvastatin on the composite efficacy outcome given the observed event rates. Also, functional outcomes could not be assessed in all patients because they were only included in the study protocol during the course of the study and a considerable number of patients refused the necessary interview. There are at least 15 other RCTs on the use of statins (atorvastatin [20 and 40 mg], simvastatin [40 and 80 mg], rosuvastatin [5 and 40 mg]) in different settings of ICU (three studies), non-ICU (11 studies), and postdischarge (1 study) patients with COVID-19.¹¹ These studies will help elucidate the effect of statins on patient outcomes. Second, it is possible that a higher dose of statin therapy would have been associated with improved outcomes. Furthermore, atorvastatin was only used for 30 days. A longer duration of treatment in future studies may be associated with sustained improvement. While the duration of treatment is a limitation of this study for the assessment of long-term effects of atorvastatin, we believe that targeting the inflammation in the early phase of COVID-19 is the most determining factor in patients' outcomes. Additionally, most patients were co-treated with steroids with stronger anti-inflammatory properties, which may have affected the treatment effect of statins. We also did not assess the patients' medications from 31 to 90 day of follow-up. However, at the time of the conduct of the trial, no other medications were known to improve durable outcomes in patients with COVID-19. In addition, since the study groups were randomized and received blinded therapies, it is probable that no imbalance occurred between the groups. In addition, we did not check inflammatory biomarkers (such as high sensitivity C-reactive protein) or cholesterol levels to elucidate the potential mechanism of atorvastatin action in the study population. Finally, although the results among subgroups are interesting and prespecified, they were not adjusted for multiplicity of comparisons, and should be considered hypothesis-generating.

Conclusion

Use of atorvastatin versus placebo for 30 days in patients with COVID-19 admitted to the ICU was not superior to placebo in preventing the composite of venous or arterial thrombosis, treatment with ECMO, or all-cause mortality at 90-day follow-up. However, treatment with atorvastatin was associated with improvement in 90-day functional status, especially when applied within the first 7 days of symptom onset; in this patient subgroup, atorvastatin use was also associated with a reduction in the incidence of the efficacy outcomes. These findings support that a clinically important treatment effect associated with atorvastatin use was not shown beyond doubt in our trial, but cannot yet be excluded. Results from ongoing statin trials in COVID-19 are highly

awaited with respect to the overall population, including those who present early in the disease course, especially with regard to functional outcomes.

What is known about this topic?

- Statins reduce platelet thrombogenicity and modestly inhibit coagulation which may decrease the incidence of thrombotic complications.
- Statins have pleiotropic effects which may attenuate the worsening inflammatory process in patients with COVID-19.
- In the INSPIRATION-S trial, atorvastatin versus placebo was associated with a nonsignificant 16% reduction in 30-day composite of venous/arterial thrombosis or death in ICU patients with COVID-19.
- Thromboinflammatory response in COVID-19 may last beyond the first 30 days.

What does this paper add?

- Atorvastatin 20 mg compared with placebo did not significantly reduce the 90-day composite of death, treatment with ECMO, or venous/arterial thrombosis. However, statin therapy may have potential effects on the outcomes of critically ill patients admitted to the ICU with COVID-19 who presented early after infection.
- Atorvastatin use was associated with improved 90-day functional status assessed by Post-COVID-19 Functional Scale (PCFS) in critically ill patients admitted to the ICU. These findings should be verified in upcoming studies.

Note

Tweet: #atorvastatin did NOT ↓ composite of venous/arterial thrombosis/ECMO/mortality in 90-days F/U of #INSPIRATION-S in patients w #COVID19 admitted to ICU. Potential improvement in PCFS & hypothesis-generating improvement in pts presenting within 7 days need further validation.

Funding

The study was funded by the Rajaie Cardiovascular Medical and Research Center. Atorvastatin and matching placebo were provided by Sobhan Darou, which is not among the study sponsors. Neither the funder nor the company who donated the study drugs had any role in the design and conduct of the study; collection, management, analysis, and interpretation of the data; preparation, review, or approval of the manuscript; or the decision to submit the manuscript(s) for publication. Dr. Bikdeli is supported by the Scott Schoen and Nancy Adams IGNITE Award from the Mary Horrigan Connors Center for Women's Health and Gender Biology at Brigham and Women's Hospital and a Career Development Award from the American Heart Association and VIVA Physicians (#938814).

Conflict of Interest

D. V. reports consultant and speaker for BMS/Pfizer, Daiichi-Sankyo, Rovi, and Sanofi. Dr. Gupta received payment from the Arnold & Porter Law Firm for work related to the Sanofi clopidogrel litigation and from the Ben C. Martin Law Firm for work related to the Cook inferior vena cava filter litigation. A. G. holds equity in a health care telecardiology startup, Heartbeat Health, Inc., and received consulting fees from Edwards LifeSciences. M. V. M. has received support from an institutional grant by the National Institutes of Health/National Heart, Lung, and Blood Institute to Columbia University Irving Medical Center (T32 HL007854). S. S. S. reports honoraria from Janssen and Chiesi and research grant support from the American Heart Association. G. P. has received research support from Bristol-Myers Squibb/Pfizer Alliance, Bayer, Janssen, Alexion, Amgen, and Boston Scientific Corporation, and consulting fees from Bristol-Myers Squibb/Pfizer Alliance, Boston Scientific Corporation, Janssen, Namsa, Prairie Education and Research Cooperative, Boston Clinical Research Institute, and Amgen. S. A. P. reports being on the Advisory Board for Abbott, Boston Scientific, Medtronic, CSI, Philips, Janssen; research grants: Abbott, Boston Scientific, Surmodics, TriReme Medical, Shockwave Medical; and receiving consulting fees from Terumo and Abiomed. M. M. received an unrestricted educational grant for research from Sanofi, Leo, and Rovi, and fees for participating in advisory meetings from Sanofi. A. J. K. reports institutional funding to Columbia University and/or Cardiovascular Research Foundation from Medtronic, Boston Scientific, Abbott Vascular, Amgen, CSI, Philips, ReCor Medical, Neurotronic, Biotronik, Chiesi, Bolt Medical, Magenta Medical, Canon, SoniVie, Shockwave Medical, and Merck. In addition to research grants, institutional funding includes fees paid to Columbia University and/or Cardiovascular Research Foundation for consulting and/or speaking engagements in which Dr. Kirtane controlled the content. Personal: consulting from IMDS; Travel Expenses/Meals from Medtronic, Boston Scientific, Abbott Vascular, CSI, Siemens, Philips, ReCor Medical, Chiesi, OpSens, Zoll, and Regeneron. S. B. reports unrestricted research grants from Bayer, Concept Medical, INARI, Boston Scientific, Bard, and Sanofi; honoraria from Bayer, Concept Medical, INARI, and Boston Scientific. B. W. V. T. has received research support from Novartis, Swedish Orphan Biovitrum, Olatec Therapeutics, Serpin Pharm, and R-Pharm. He has been a consultant of R-Pharm and Serpin Pharma. G. W. S. has received speaker or other honoraria from Cook, Terumo, and Orchestra Biomed; served as a consultant to Valfix, TherOx, Vascular Dynamics, Robocath, HeartFlow, Gore, Ablative Solutions, Miracor, Neovasc, V-Wave, Abiomed, Ancora, MAIA Pharmaceuticals, Vectorious, Reva, Matrizyme, and Cardio-mech; and has received equity or options from Ancora, Cagent, Applied Therapeutics, Biostar family of funds, SpectraWave, Orchestra Biomed, Aria, Cardiac Success, MedFocus family of funds, and Valfix. G. Y. H. L. reports consultant and speaker for BMS/Pfizer, Boehringer Ingel-

heim, and Daiichi-Sankyo. No fees are received personally. H. M. K. reports personal fees from UnitedHealth, personal fees from IBM Watson Health, personal fees from Element Science, personal fees from Aetna, personal fees from Facebook, personal fees from Siegfried & Jensen Law Firm, personal fees from Arnold & Porter Law Firm, personal fees from Ben C. Martin Law Firm, personal fees from National Center for Cardiovascular Diseases, Beijing, ownership of HugoHealth, ownership of Refactor Health, contracts from the Centers for Medicare & Medicaid Services, grants from Medtronic and the Food and Drug Administration, grants from Medtronic and Johnson and Johnson, grants from Shenzhen Center for Health Information, and is a Venture Partner at FPrime. Outside the submitted work. B. B. is supported by a research grant from The Mary Horrigan Connors Center for Women's Health and Gender Biology at Brigham and Women's Hospital. B. B. reports that he is a consulting expert, on behalf of the plaintiff, for litigation related to two specific brand models of IVC filters. All other authors report no relevant disclosures.

Acknowledgment

The authors would like to extend their sincere appreciation to study participants, and to health care workers, all around the world, whose generous efforts would be unforgettable during this pandemic. The authors would like to also thank the member of the Data Safety and Monitoring Board, Saeideh Mazloomzadeh, MD, PhD, Shiva Khaleghparast, PhD, Behshid Ghadroost, PhD, Mostafa Mousavizadeh, MD, Mohammad Reza Baay, MD. We also appreciate the help of Feridoun Noohi, MD (Rajaie Cardiovascular, Medical and Research Center) for his support for performing this study, Hamidreza Sharifnia, MD, Arezoo Ahmadi, MD (Sina Hospital, Tehran University of Medical Sciences, Tehran, Iran), Sasan Tavana, MD, Nasser Malekpour Alamdari, MD, Mohammad Fathi, MD (Shahid Modarres Hospital, Shahid Beheshti University of Medical Sciences, Tehran, Iran), Mostafa Mohammadi, MD (Imam Khomeini Hospital Complex, Tehran University of Medical Sciences, Tehran, Iran), Navid Davoody, MD (Rasoul-e-Akram Hospital, Iran University of Medical Sciences, Tehran, Iran) for their kind support for patient recruitment, and Maryam Zarinsadaf, Sara Tayyebi, MS, Fahimeh Farrokhzadeh, MS, Faeze Nezamabadi, MS, and Esmaeil Soomari, MS (Rajaie Cardiovascular, Medical and Research Center) for their support and contribution to the INSPIRATION-S study. We also thank Fatemeh Esmaili, MS (Tehran Heart Center) for the help with the figure design.

References

- 1 Del Valle DM, Kim-Schulze S, Huang H-H, et al. An inflammatory cytokine signature predicts COVID-19 severity and survival. *Nat Med* 2020;26(10):1636–1643
- 2 Liu Z, Liu J, Ye L, et al. Predictors of mortality for hospitalized young adults aged less than 60 years old with severe COVID-19: a retrospective study. *J Thorac Dis* 2021;13(06):3628–3642

- 3 Cohen SL, Gianos E, Barish MA, et al; Northwell Health COVID-19 Research Consortium. Prevalence and predictors of venous thromboembolism or mortality in hospitalized COVID-19 patients. *Thromb Haemost* 2021;121(08):1043–1053
- 4 Flaumenhaft R, Enjyoji K, Schmaier AA. Vasculopathy in COVID-19. *Blood* 2022;140(03):222–235
- 5 Veizades S, Tso A, Nguyen PK. Infection, inflammation and thrombosis: a review of potential mechanisms mediating arterial thrombosis associated with influenza and severe acute respiratory syndrome coronavirus 2. *Biol Chem* 2021;403(02):231–241
- 6 Tomerak S, Khan S, Almasri M, et al. Systemic inflammation in COVID-19 patients may induce various types of venous and arterial thrombosis: a systematic review. *Scand J Immunol* 2021;94(05):e13097
- 7 Torres-Peña JD, Katsiki N, Perez-Martinez P. Could statin therapy be useful in patients with coronavirus disease 2019 (COVID-19)? *Front Cardiovasc Med* 2021;8:775749
- 8 Aye H, Abbey EJ, Khalifa BAA, et al. Statins use and COVID-19 outcomes in hospitalized patients. *PLoS One* 2021;16(09):e0256899
- 9 Pignatelli P, Carnevale R, Pastori D, et al. Immediate antioxidant and antiplatelet effect of atorvastatin via inhibition of Nox2. *Circulation* 2012;126(01):92–103
- 10 Undas A, Brummel KE, Musial J, Mann KG, Szczeklik A. Simvastatin depresses blood clotting by inhibiting activation of prothrombin, factor V, and factor XIII and by enhancing factor Va inactivation. *Circulation* 2001;103(18):2248–2253
- 11 Talasaz AH, Sadeghipour P, Aghakouchakzadeh M, et al. Investigating lipid-modulating agents for prevention or treatment of COVID-19: JACC State-of-the-Art Review. *J Am Coll Cardiol* 2021;78(16):1635–1654
- 12 INSPIRATION-S Investigators. Atorvastatin versus placebo in patients with covid-19 in intensive care: randomized controlled trial. *BMJ* 2022;376:e068407
- 13 PHOSP-COVID Collaborative Group. Clinical characteristics with inflammation profiling of long COVID and association with 1-year recovery following hospitalisation in the UK: a prospective observational study. *Lancet Respir Med* 2022;10(08):761–775
- 14 Talasaz AH, Sadeghipour P, Kakavand H, et al. Recent randomized trials of antithrombotic therapy for patients with COVID-19: JACC State-of-the-Art Review. *J Am Coll Cardiol* 2021;77(15):1903–1921
- 15 Bikdeli B, Madhavan MV, Jimenez D, et al; Global COVID-19 Thrombosis Collaborative Group, Endorsed by the ISTH, NATF, ESVM, and the IUA, Supported by the ESC Working Group on Pulmonary Circulation and Right Ventricular Function. COVID-19 and thrombotic or thromboembolic disease: implications for prevention, antithrombotic therapy, and follow-up: JACC State-of-the-Art Review. *J Am Coll Cardiol* 2020;75(23):2950–2973
- 16 Ramacciotti E, Barile Agati L, Calderaro D, et al; MICHELLE investigators. Rivaroxaban versus no anticoagulation for post-discharge thromboprophylaxis after hospitalisation for COVID-19 (MICHELLE): an open-label, multicentre, randomised, controlled trial. *Lancet* 2022;399(10319):50–59
- 17 Gabet A, Grave C, Tuppin P, Olié V, Emmerich J. One year prevalence of venous thromboembolism in hospitalized COVID-19 patients in France: patients' characteristics, time trends, and outcomes. *Thromb Haemost* 2022;122(09):1532–1541
- 18 Rodriguez AL, Wojcik BM, Wroblewski SK, Myers DD Jr, Wakefield TW, Diaz JA. Statins, inflammation and deep vein thrombosis: a systematic review. *J Thromb Thrombolysis* 2012;33(04):371–382
- 19 De Giorgi R, Rizzo Pesci N, Quinton A, De Crescenzo F, Cowen PJ, Harmer CJ. Statins in depression: an evidence-based overview of mechanisms and clinical studies. *Front Psychiatry* 2021;12:702617
- 20 Bikdeli B, Talasaz AH, Rashidi F, et al. Intermediate versus standard-dose prophylactic anticoagulation and statin therapy versus placebo in critically-ill patients with COVID-19: rationale and design of the INSPIRATION/INSPIRATION-S studies. *Thromb Res* 2020;196:382–394
- 21 Sadeghipour P, Talasaz AH, Rashidi F, et al; INSPIRATION Investigators. Effect of intermediate-dose vs standard-dose prophylactic anticoagulation on thrombotic events, extracorporeal membrane oxygenation treatment, or mortality among patients with COVID-19 admitted to the intensive care unit: the INSPIRATION randomized clinical trial. *JAMA* 2021;325(16):1620–1630
- 22 Bikdeli B, Talasaz AH, Rashidi F, et al. Intermediate-dose versus standard-dose prophylactic anticoagulation in patients with COVID-19 admitted to the intensive care unit: 90-day results from the INSPIRATION randomized trial. *Thromb Haemost* 2022;122(01):131–141
- 23 INSPIRATION INVESTIGATORS. Durable functional limitation in patients with coronavirus disease-2019 admitted to intensive care and the effect of intermediate-dose vs standard-dose anticoagulation on functional outcomes. *Eur J Intern Med* 2022;103:76–83
- 24 Klok FA, Boon GJAM, Barco S, et al. The Post-COVID-19 Functional Status scale: a tool to measure functional status over time after COVID-19. *Eur Respir J* 2020;56(01):2001494
- 25 Machado FVC, Meys R, Delbressine JM, et al. Construct validity of the Post-COVID-19 Functional Status Scale in adult subjects with COVID-19. *Health Qual Life Outcomes* 2021;19(01):40
- 26 Ghazisaeedi M, Mahmoodi H, Arpacı I, et al. Validity, reliability, and optimal cut-off scores of the WHO-5, PHQ-9, and PHQ-2 to screen depression among university students in Iran. *Int J Ment Health Addict* 2022;20(03):1824–1833
- 27 Barzilay R, Moore TM, Greenberg DM, et al. Resilience, COVID-19-related stress, anxiety and depression during the pandemic in a large population enriched for healthcare providers. *Transl Psychiatry* 2020;10(01):291
- 28 Kroenke K, Spitzer RL, Williams JB. The Patient Health Questionnaire-2: validity of a two-item depression screener. *Med Care* 2003;41(11):1284–1292
- 29 Mechanick JI, Rosenson RS, Pinney SP, Mancini DM, Narula J, Fuster V. Coronavirus and cardiometabolic syndrome: JACC Focus Seminar. *J Am Coll Cardiol* 2020;76(17):2024–2035
- 30 Gupta A, Madhavan MV, Poterucha TJ, et al. Association between antecedent statin use and decreased mortality in hospitalized patients with COVID-19. *Nat Commun* 2021;12(01):1325
- 31 Wu KS, Lin PC, Chen YS, Pan TC, Tang PL. The use of statins was associated with reduced COVID-19 mortality: a systematic review and meta-analysis. *Ann Med* 2021;53(01):874–884
- 32 Rodrigues-Diez RR, Tejera-Muñoz A, Marquez-Exposito L, et al. Statins: could an old friend help in the fight against COVID-19? *Br J Pharmacol* 2020;177(21):4873–4886
- 33 Velavan TP, Kuk S, Linh LTK, et al. Longitudinal monitoring of laboratory markers characterizes hospitalized and ambulatory COVID-19 patients. *Sci Rep* 2021;11(01):14471
- 34 Teoh N, Farrell G. Statins as early therapy to mitigate COVID-19 (SARS-CoV-2)-associated ARDS and cytokine storm syndrome – time is of the essence. *J Clin Transl Res* 2020;5(05):227–229
- 35 Fantini J, Yahi N, Azzaz F, Chahinian H. Structural dynamics of SARS-CoV-2 variants: a health monitoring strategy for anticipating Covid-19 outbreaks. *J Infect* 2021;83(02):197–206
- 36 Mehran R, Rao SV, Bhatt DL, et al. Standardized bleeding definitions for cardiovascular clinical trials: a consensus report from the Bleeding Academic Research Consortium. *Circulation* 2011;123(23):2736–2747