



Universiteit
Leiden
The Netherlands

Achievement of ESC/EAS LDL-C treatment goals after an acute coronary syndrome with statin and alirocumab

Landmesser, U.; McGinniss, J.; Steg, P.G.; Bhatt, D.L.; Bittner, V.A.; Diaz, R.; ... ; ODYSSEY OUTCOMES Investigators

Citation

Landmesser, U., McGinniss, J., Steg, P. G., Bhatt, D. L., Bittner, V. A., Diaz, R., ... Schwartz, G. G. (2022). Achievement of ESC/EAS LDL-C treatment goals after an acute coronary syndrome with statin and alirocumab. *European Journal Of Preventive Cardiology*, 29(14), 1842-1851. doi:10.1093/eurjpc/zwac107

Version: Publisher's Version

License: [Creative Commons CC BY-NC 4.0 license](https://creativecommons.org/licenses/by-nc/4.0/)

Downloaded from: <https://hdl.handle.net/1887/3567818>

Note: To cite this publication please use the final published version (if applicable).

Achievement of ESC/EAS LDL-C treatment goals after an acute coronary syndrome with statin and alirocumab

Ulf Landmesser ^{1*}, Jennifer McGinniss², Ph. Gabriel Steg^{3,4}, Deepak L. Bhatt ⁵, Vera A. Bittner⁶, Rafael Diaz ⁷, Mirza Dilic⁸, Shaun G. Goodman ^{9,10}, J. Wouter Jukema^{11,12}, Megan Loy¹³, Ivan Pećin¹⁴, Robert Pordy ¹⁵, Steen H. Poulsen¹⁶, Michael Szarek ^{17,18}, Harvey D. White¹⁹, Gregory G. Schwartz²⁰; and for the ODYSSEY OUTCOMES Investigators[†]

¹Department of Cardiology, Charite Universitätsmedizin Berlin, Berlin, Germany; ²Regeneron Pharmaceuticals, Tarrytown, NJ, USA; ³Université de Paris, Assistance Publique-Hôpitaux de Paris, Hôpital Bichat, FACT (French Alliance for Cardiovascular Trials), INSERM U1148, Paris, France; ⁴National Heart and Lung Institute, Imperial College, Royal Brompton Hospital, London, UK; ⁵Department of Medicine, Brigham and Women's Hospital Heart and Vascular Center, Harvard Medical School, 75 Francis Street, Boston, MA 02115, USA; ⁶University of Alabama at Birmingham, Birmingham, AL, USA; ⁷Estudios Clínicos Latino América, Instituto Cardiovascular de Rosario, Rosario, Argentina; ⁸University Clinical Center Sarajevo, Sarajevo, Bosnia and Herzegovina; ⁹Canadian VIGOUR Centre, University of Alberta, Edmonton, Alberta, Canada; ¹⁰St. Michael's Hospital, University of Toronto, Toronto, Ontario, Canada; ¹¹Leiden University Medical Center, Leiden, The Netherlands; ¹²Netherlands Heart Institute, Utrecht, The Netherlands; ¹³Sanofi, New Jersey, USA; ¹⁴University of Zagreb, Zagreb School of Medicine, University Hospital Center Zagreb, Zagreb, Croatia; ¹⁵Regeneron Pharmaceuticals, Tarrytown, NY, USA; ¹⁶Aarhus Universitetshospital Skejby, Aarhus N, Denmark; ¹⁷State University of New York, Downstate School of Public Health, Brooklyn, NY, USA; ¹⁸CPC Clinical Research and Division of Cardiology, University of Colorado School of Medicine, Aurora, CO, USA; ¹⁹Green Lane Cardiovascular Services Auckland City Hospital, Auckland, New Zealand; and ²⁰University of Colorado School of Medicine, Aurora, CO, USA

Received 4 March 2022; revised 18 May 2022; editorial decision 19 May 2022; accepted 20 May 2022; online publish-ahead-of-print 16 June 2022

See the editorial comment for this article 'Towards more personalized low-density lipoprotein cholesterol lowering strategies in patients with atherosclerotic cardiovascular disease', by Guy De Backer, <https://doi.org/10.1093/eurjpc/zwac111>.

Aims

European guidelines set low-density lipoprotein cholesterol (LDL-C) treatment goals <1.4 mmol/L after acute coronary syndrome (ACS), and <1.0 mmol/L for patients with recurrent cardiovascular events ≤ 2 years. Many ACS patients do not achieve these goals on statin alone. We examined actual goal achievement with alirocumab and projected achievement with ezetimibe, either added to optimized statin therapy.

Methods and results

The ODYSSEY OUTCOMES trial (NCT01663402) compared alirocumab with placebo in 18 924 patients with recent ACS and hyperlipidaemia despite high-intensity or maximum-tolerated statin therapy. This subanalysis comprised 17 589 patients with LDL-C ≥ 1.4 mmol/L at baseline who did not receive ezetimibe treatment. High-intensity statin treatment was used in 88.8%. Median (interquartile range) baseline LDL-C was 2.3 (1.9–2.7) mmol/L. With alirocumab, 94.6% of patients achieved LDL-C <1.4 mmol/L at ≥ 1 post-baseline measurement vs. 17.3% with placebo. Among 2236 patients with a previous cardiovascular event within 2 years (before the qualifying ACS), 85.2% vs. 3.5%, respectively, achieved LDL-C <1.0 mmol/L. Among patients not treated with ezetimibe, we projected that its use would have achieved LDL-C <1.4 and <1.0 mmol/L in 10.6 and 0%, respectively, at baseline (assuming $18 \pm 3\%$ reduction of LDL-C).

Conclusion

Among patients with recent ACS and LDL-C ≥ 1.4 mmol/L despite optimized statin therapy, the addition of alirocumab allowed 94.6% to achieve the 2019 European guideline LDL-C goal <1.4 mmol/L, and 85.2% of those with recurrent cardiovascular events to achieve <1.0 mmol/L. In contrast, the addition of ezetimibe to optimized statin therapy was projected to achieve LDL-C <1.4 mmol/L in only 10.6% of patients at baseline.

* Corresponding author. Tel: +49 30 450 513 702, Fax: + 49 30 450 513 996, Email: ulf.landmesser@charite.de

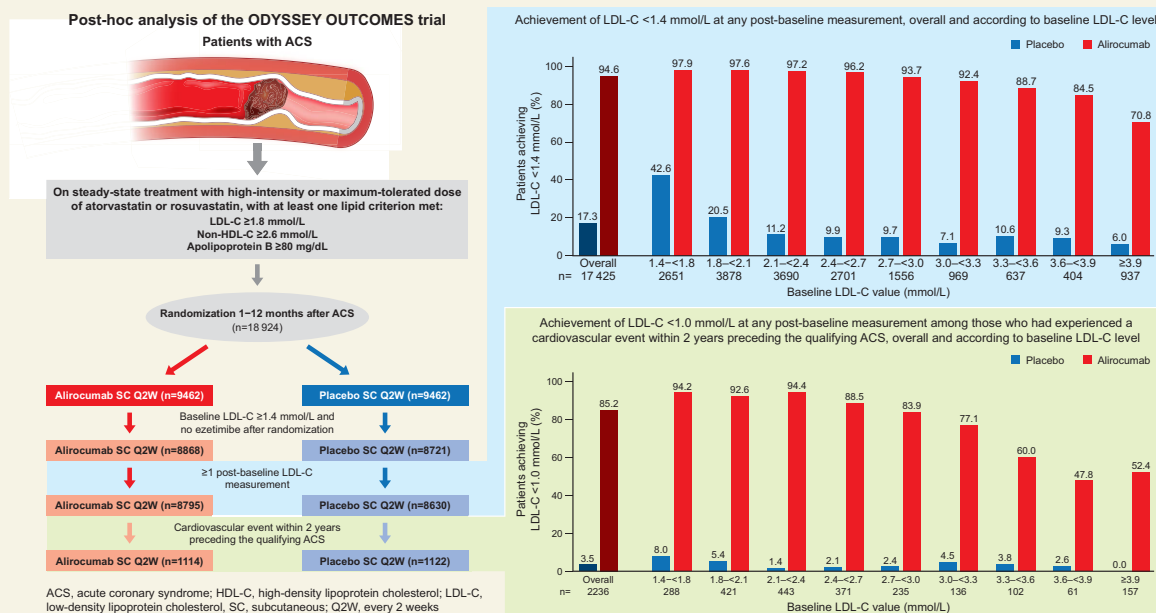
[†] A complete list of the ODYSSEY OUTCOMES investigators is provided in the Supplementary material online.

© The Author(s) 2022. Published by Oxford University Press on behalf of the European Society of Cardiology.

This is an Open Access article distributed under the terms of the Creative Commons Attribution-NonCommercial License (<https://creativecommons.org/licenses/by-nc/4.0/>), which permits non-commercial re-use, distribution, and reproduction in any medium, provided the original work is properly cited. For commercial re-use, please contact journals.permissions@oup.com

Graphical Abstract

Achievement of 2019 ESC/EAS guideline goals for LDL-C after an ACS with alirocumab added to optimized statin



Keywords

Alirocumab • LDL cholesterol • Acute coronary syndrome • Guidelines

Introduction

Robust evidence from clinical and genetic studies unequivocally demonstrates that low-density lipoproteins (LDLs) play a causal role in the development and progression of atherosclerotic cardiovascular disease, a leading cause of death and morbidity.^{1,2} The efficacy of statin medications to reduce major adverse cardiovascular events (MACE) bears a consistent relationship with the absolute reduction in LDL cholesterol (LDL-C).³ This evidence led to recommendations of the 2016 European Society of Cardiology (ESC)/European Atherosclerosis Society (EAS)⁴ for an LDL-C treatment goal < 1.8 mmol/L in patients at very high cardiovascular risk, a goal achievable with high-intensity statin treatment in a majority of patients with the acute coronary syndrome (ACS).^{5–7} In recent clinical studies with non-statin therapies added to statins, greater reduction of LDL-C levels by either ezetimibe or proprotein convertase subtilisin/kexin type 9 (PCSK9) antibody treatment has resulted in further reduction of MACE.^{7–9} Based on this evolving evidence, the 2019 ESC/EAS dyslipidaemia guidelines lowered LDL-C treatment goals in patients considered very high risk (e.g. those with recent ACS).¹⁰ An LDL-C goal of < 1.4 mmol/L is now recommended together with $> 50\%$ LDL-C reduction (IIa recommendation), and a lower LDL-C goal of < 1.0 mmol/L may be considered for those with recurrent cardiovascular events within 2 years (IIb/B recommendation).¹⁰ The

recommendations for lower LDL-C goals have been reinforced by the 2021 ESC guidelines on cardiovascular disease prevention.¹¹

Using data from the ODYSSEY OUTCOMES trial,⁹ we examined how many patients not at goal with high-intensity or maximum-tolerated statin treatment achieved these new LDL-C treatment goals with alirocumab, a PCSK9 inhibitor, according to baseline LDL-C values and projected how many would have achieved the new treatment goals with the use of ezetimibe added to maximum-tolerated statin therapy.

Methods

Details of the ODYSSEY OUTCOMES (ClinicalTrials.gov: NCT01663402) study design¹² and primary efficacy and safety results¹³ have been published. In brief, ODYSSEY OUTCOMES was a multicentre, double-blind, placebo-controlled trial in 18 924 patients at least 40 years of age who provided written informed consent and had been hospitalized with an ACS (defined as myocardial infarction or unstable angina) 1–12 months before randomization. Qualifying patients had a level of LDL-C ≥ 1.81 mmol/L, or non-high-density lipoprotein cholesterol (non-HDL-C) ≥ 2.59 mmol/L, or apolipoprotein B ≥ 0.80 mmol/L, measured after a minimum of 2 weeks of stable treatment with atorvastatin 40–80 mg daily, rosuvastatin 20–40 mg daily, or the maximum-tolerated dose of either statin (including no statin in case of documented intolerance). All sites obtained institutional

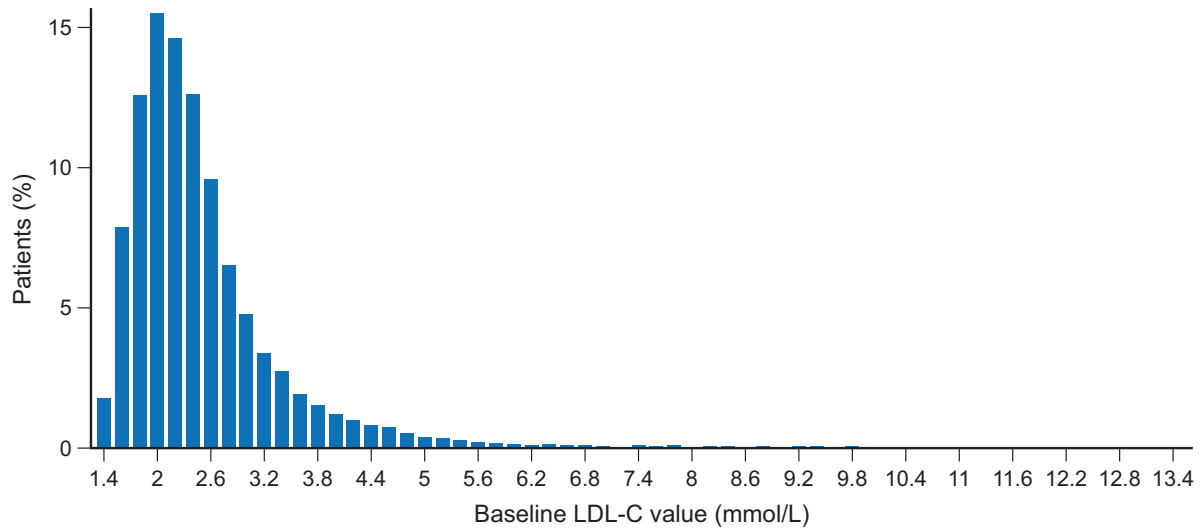


Figure 1 Baseline LDL-C levels among 17 423 patients with a valid post-baseline LDL-C value. Median baseline LDL-C value was 2.3 mmol/L. LDL-C, low-density lipoprotein cholesterol.

review board approval as per local and national guidelines and the study complied with the Declaration of Helsinki.

Patients were randomly assigned in a 1:1 ratio stratified by country to receive treatment with alirocumab 75 mg subcutaneously every 2 weeks or matching placebo. Lipid levels were subsequently monitored in blinded fashion. In case of a persistent LDL-C ≥ 1.29 mmol/L on treatment, the dose of alirocumab was up-titrated to 150 mg. When two consecutive measurements of LDL-C < 0.65 mmol/L were identified on the 150-mg dose, the alirocumab dose was reduced to 75 mg, and safety was monitored by an independent physician blinded to treatment allocation. In case of two consecutive measurements of LDL-C < 0.39 mmol/L on alirocumab 75 mg, alirocumab was discontinued with blinded substitution of placebo for the remainder of the trial. All dose adjustments were done while maintaining the blind. The protocol did not specify any change to the background statin dose.

Outcomes for the current analysis

Among patients with LDL-C ≥ 1.4 mmol/L at baseline who did not receive ezetimibe after randomization (to avoid confounding), we determined the number of patients in the alirocumab and placebo groups who achieved LDL-C < 1.4 mmol/L at any post-randomization time point. Among the subset of patients with at least one other cardiovascular event in a 2-year period preceding the qualifying ACS, we determined the number of patients who achieved LDL-C < 1.0 mmol/L at any post-randomization time point. A cardiovascular event was defined as myocardial infarction or unstable angina, coronary revascularization (percutaneous coronary intervention, coronary artery bypass grafting, and other arterial revascularization procedures), stroke, transient ischaemic attack, and a peripheral artery disease event (critical limb ischaemia, limb revascularization, or amputation for ischaemia).

Among patients who were not treated with ezetimibe at baseline or after randomization and who had LDL-C ≥ 1.4 mmol/L at baseline, we performed a simulation analysis to project how many would have met new guideline targets if ezetimibe had been added to their treatment, assuming an $18 \pm 3\%$ reduction of LDL-C values. We determined the

number of patients who would have met the guideline targets at baseline or at least once after randomization.

Statistical analysis

Efficacy analyses were performed on an intention-to-treat basis. Descriptive statistics of the numbers and percentages of patients meeting target LDL-C values were evaluated, in composite and according to nine strata of baseline LDL-C concentration ranging from ≥ 1.4 to ≥ 3.9 mmol/L. Analyses were performed in SAS version 9.4.

Results

Of 18 924 randomized patients, 9462 were assigned to the alirocumab group and 9462 to the placebo group, with a median follow-up of 2.8 years (interquartile range 2.3–3.4). Of these, 17 589 patients (8868 alirocumab, 8721 placebo) were considered in the current analysis (i.e. baseline LDL-C ≥ 1.4 mmol/L and no ezetimibe after randomization). Of these, 17 425 patients had at least one post-baseline measurement of LDL-C.

At baseline, the median LDL-C was 2.3 mmol/L (interquartile range 1.9–2.7) (Figure 1), with 15 619 of 17 589 (88.8%) patients receiving high-intensity statin (atorvastatin 40–80 mg/day or rosuvastatin 20–40 mg/day) treatment (Table 1). Among the patients treated with alirocumab, 94.6% achieved LDL-C < 1.4 mmol/L on ≥ 1 post-baseline measurement compared with 17.3% in the placebo group (Figure 2); these ranged from 70.8 to 97.9% for alirocumab and 6.0 to 42.6% for placebo, depending on baseline LDL-C. Of the 8868 patients in the alirocumab on-treatment group, 8304 (95.0%) achieved the LDL-C goal of < 1.4 mmol/L at least once after randomization.

Of the 17 589 patients, 2236 had experienced a cardiovascular event within 2 years preceding the qualifying ACS and had a post-baseline measurement of LDL-C. Among this subgroup, 940/1103 (85.2%) of those assigned to alirocumab achieved LDL-C < 1.0 mmol/L at ≥ 1 post-baseline measurement, compared with 39/

Table 1 Baseline characteristics according to randomized treatment

	All patients (n = 17 589)		Prior cardiovascular event (n = 2236)	
	Alirocumab (n = 8868)	Placebo (n = 8721)	Alirocumab (n = 1114)	Placebo (n = 1122)
Age (years), mean (SD)	58.6 (9.3)	58.8 (9.4)	60.4 (9.0)	60.3 (9.7)
Male sex	6596 (74.4)	6492 (74.4)	822 (73.8)	836 (74.5)
Medical history, n (%)				
Hypertension ^a	5810 (65.5)	5594 (64.1)	890 (79.9)	865 (77.1)
Family history of CAD ^a	3198 (36.1)	3099 (35.5)	451 (40.5)	463 (41.3)
Diabetes mellitus	2475 (27.9)	2503 (28.7)	402 (36.1)	405 (36.1)
Current smoker	2157 (24.3)	2119 (24.3)	256 (23.0)	269 (24.0)
Myocardial infarction ^b	1688 (19.0)	1712 (19.6)	664 (59.6)	705 (62.8)
Congestive heart failure ^a	1279 (14.4)	1367 (15.7) ^c	258 (23.2)	264 (23.5)
PCI (for index event)	5959 (67.2)	5884 (67.5)	711 (63.8)	692 (61.7)
CABG ^b	485 (5.5)	489 (5.6)	156 (14.0)	182 (16.2)
Cerebrovascular disease ^a	439 (5.0)	428 (4.9)	200 (18.0)	184 (16.4)
Peripheral artery disease ^a	356 (4.0)	363 (4.2)	215 (19.3)	242 (21.6)
Stroke	281 (3.2)	279 (3.2)	135 (12.1)	123 (11.0)
Index ACS, n (%)				
NSTEMI	4310 (48.6)	4247 (48.7)	604 (54.2)	594 (52.9)
STEMI	3094 (34.9)	2982 (34.2)	281 (25.2)	306 (27.3)
Unstable angina	1447 (16.3)	1482 (17.0)	225 (20.2)	221 (19.7)
Missing	17 (0.2)	10 (0.1)	4 (0.4)	1 (0.1)
Lipid-lowering therapy at randomization, n (%)				
High-intensity atorvastatin or rosuvastatin ^d	7844 (88.5)	7775 (89.2)	945 (84.8)	959 (85.5)
Other lipid-lowering therapy	801 (9.0)	742 (8.5)	124 (11.1)	106 (9.4)
None	223 (2.5)	204 (2.3)	45 (4.0)	57 (5.1)

ACS, acute coronary syndrome; CABG, coronary artery bypass grafting; CAD, coronary artery disease; NSTEMI, non-ST-segment elevation myocardial infarction; PCI, percutaneous coronary intervention; SD, standard deviation; STEMI, ST-segment elevation myocardial infarction.

^aBefore the run-in period.

^bBefore the index ACS event.

^c $P = 0.020$. All other comparisons were not significant.

^dAtorvastatin 40–80 mg/day or rosuvastatin 20–40 mg/day.

1109 (3.5%) of those assigned to placebo (*Figure 3*); the likelihood of achieving LDL-C <1.0 mmol/L depended on the baseline LDL-C level. For example, among those with baseline LDL-C <1.8 mmol/L, the goal was achieved by 130/138 (94.2%) of those assigned to alirocumab and 12/150 (8.0%) of those assigned to placebo. Among patients with baseline LDL-C \geq 3.9 mmol/L, the goal was achieved by 43/82 (52.4%) of those assigned to alirocumab and 0/75 (0%) of those assigned to placebo (*Figure 3*).

In a simulation analysis in patients not treated with ezetimibe that assumed ezetimibe would produce an $18 \pm 3\%$ reduction of LDL-C with a symmetrical distribution, 10.6% ($n = 1815$) of patients were projected to meet the LDL-C goal of <1.4 mmol/L and 0% the goal of <1.0 mmol/L at baseline (i.e. with high-intensity or maximum-tolerated statin therapy and hypothetical ezetimibe treatment). Projecting the effect of ezetimibe on achieved LDL-C levels after randomization in the alirocumab group, 96.6% (8260/8548) would have met the LDL-C goal of <1.4 mmol/L at least once (i.e. patients assigned to alirocumab receiving high-intensity or maximum-tolerated statin therapy and hypothetical ezetimibe treatment). In comparison, 41.9% (3507/8372) would have met this goal at least once in the placebo group (i.e. patients assigned to placebo

with high-intensity or maximum-tolerated statin therapy and hypothetical ezetimibe treatment) (*Figure 4A*).

Of the 2236 patients indicated above with a cardiovascular event within 2 years preceding the qualifying ACS, 2099 received no ezetimibe treatment and had at least one post-baseline measurement of LDL-C. In this subgroup, projected achievement of LDL-C <1.0 mmol/L at any post-randomization measurement was 91.0% with alirocumab, high-intensity or maximum-tolerated statin, and hypothetical ezetimibe vs. 8.3% with placebo, high-intensity or maximum-tolerated statin, and hypothetical ezetimibe (*Figure 4B*). Of 312 patients assigned to placebo who actually received ezetimibe post-randomization, 49 (15.9%) achieved the LDL-C goal of <1.4 mmol/L at least once after randomization.

Discussion

In recent years, evidence from clinical and genetic studies has accumulated to support the notion that LDL is a causal factor for the development and progression of atherosclerotic cardiovascular disease.^{1,2}

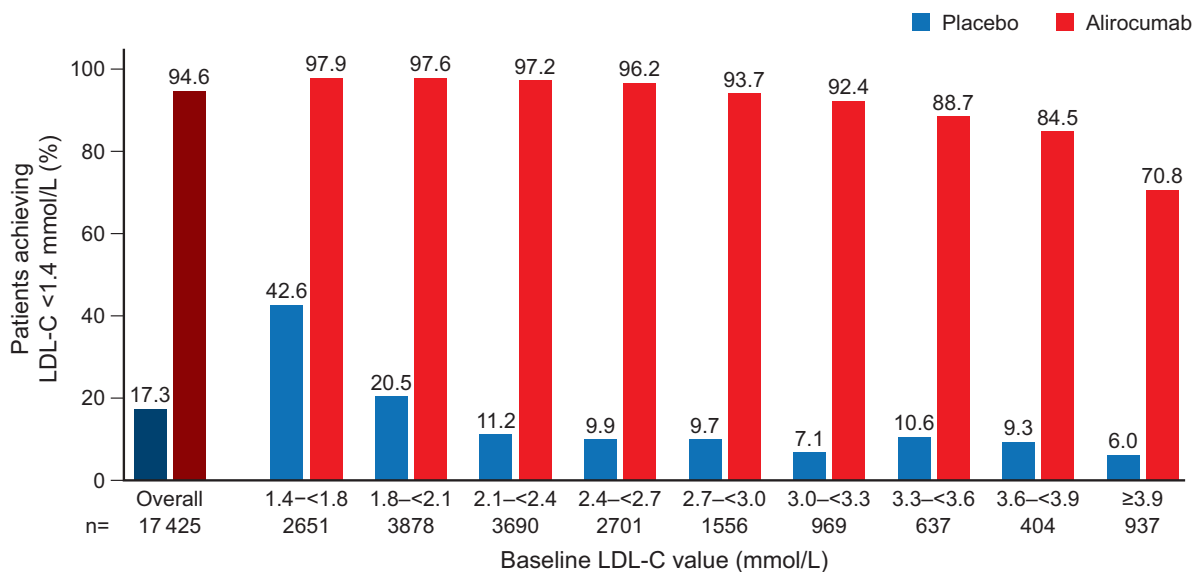


Figure 2 Percentages of patients who achieved LDL-C <1.4 mmol/L on at least one post-baseline measurement, overall and according to baseline LDL-C stratum (17 425 patients had a valid post-baseline LDL-C value; 2 patients had missing data at baseline). LDL-C, low-density lipoprotein cholesterol.

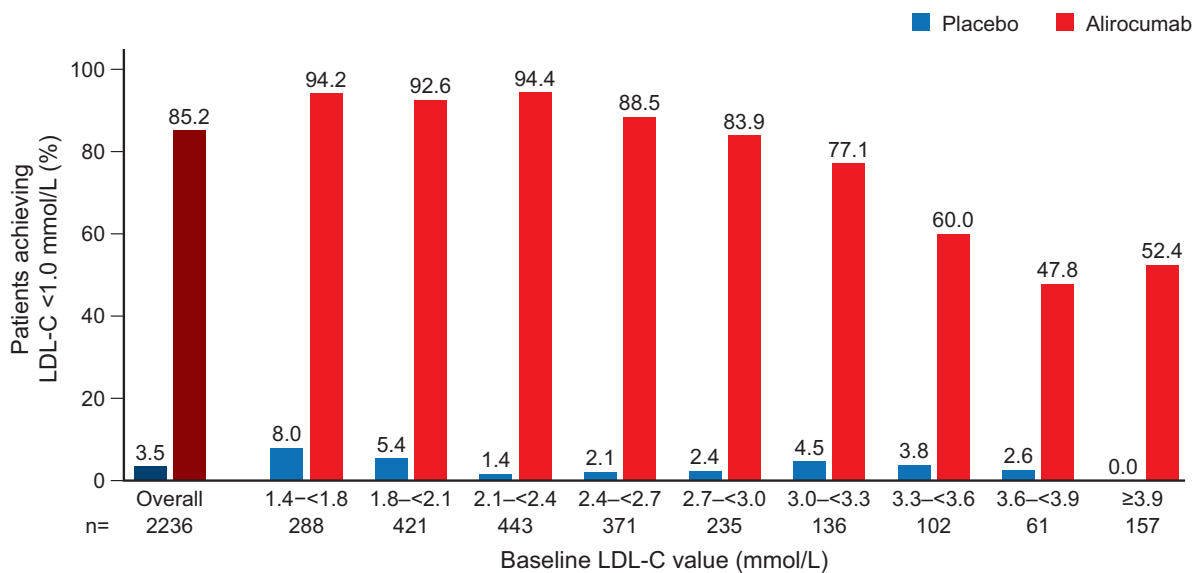


Figure 3 Percentages of patients with a previous cardiovascular event within 2 years preceding the qualifying ACS who achieved LDL-C <1.0 mmol/L on at least one post-baseline measurement in the ODYSSEY OUTCOMES study, overall and according to baseline LDL-C level. ACS, acute coronary syndrome; LDL-C, low-density lipoprotein cholesterol.

The 2016 ESC/EAS dyslipidaemia guidelines recommended statin therapy for all patients with atherosclerotic cardiovascular disease, to achieve a reduction of LDL-C by at least 50% to a level <1.8 mmol/L.⁴ Since these guidelines were published, clinical trials have shown that further LDL-C lowering by PCSK9

inhibition in addition to maximum-tolerated statin therapy not only substantially lowers LDL-C but also further reduces the risk of cardiovascular events in patients with atherosclerotic cardiovascular disease.^{7–9} The 2019 ESC/EAS guidelines therefore recommended lower LDL-C treatment goals in patients

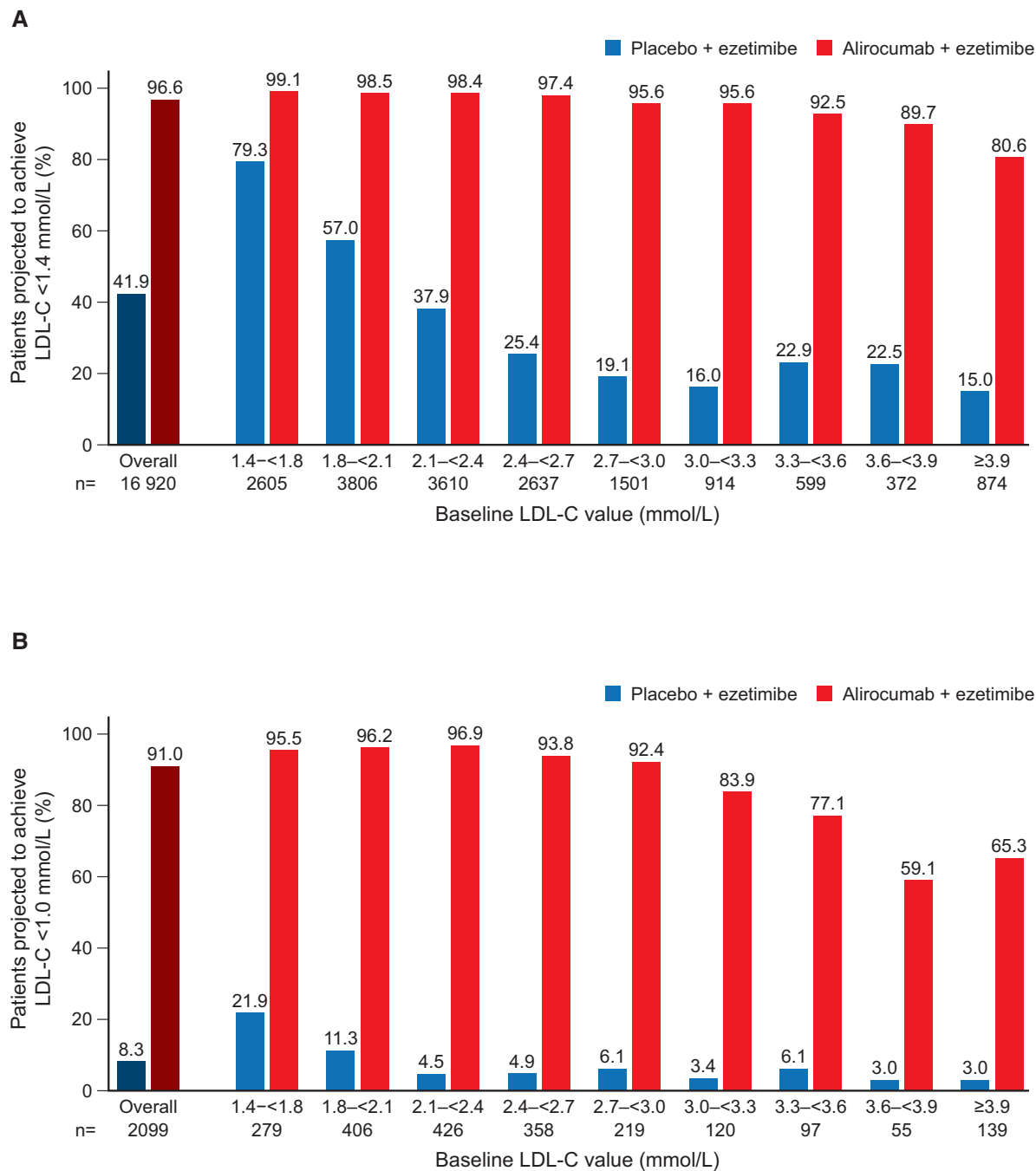


Figure 4 Projected effect of ezetimibe, added to assigned study treatment and optimized statin treatment, on achievement of LDL-C goals. Modelled analysis projecting achievement of LDL-C goals at any post-baseline time point by assuming an $18 \pm 3\%$ reduction in LDL-C had ezetimibe been added to assigned, randomized study treatment and optimized background statin treatment. Patients who received ezetimibe at baseline are excluded. Results are shown overall and by baseline LDL-C stratum. (A) Projected achievement of LDL-C <1.4 mmol/L among the full analysis cohort; (B) projected achievement of LDL-C <1.0 mmol/L among patients with a previous cardiovascular event within 2 years preceding the qualifying acute coronary syndrome. LDL-C, low-density lipoprotein cholesterol.

at very high cardiovascular risk,¹⁰ such as those with recent ACS, and recommend a combination treatment for LDL-C lowering if these new treatment targets are not reached with optimized statin therapy alone.

The current analysis, using data from the ODYSSEY OUTCOMES trial in patients with recent ACS and elevated atherogenic lipoproteins despite high-intensity or maximum-tolerated statin therapy, indicates that the standard LDL-C goal defined in the 2019 ESC/EAS

guidelines¹⁰ (<1.4 mmol/L) was achieved by few patients (17.3%). In contrast, the addition of alirocumab allowed 94.6% of patients to achieve the standard goal and 85.2% to achieve the lower goal (<1.0 mmol/L). Based on LDL-C reduction expected with the addition of ezetimibe to high-intensity statin treatment, simulations predicted that far fewer patients would achieve these goals with ezetimibe, whereas almost all patients would achieve both goals if treated with the triple combination of statin, alirocumab, and ezetimibe. Achieving treatment goals in a carefully selected and closely followed clinical trial cohort as analysed in the present study may, however, be easier than achieving and maintaining those goals over the long-term in clinical practice.

Patients, healthcare providers, and healthcare systems are concerned about the efficacy, complexity, and cost of lipid-lowering therapy after ACS. In that context, it is important to consider the clinical implications of the current findings. Statins remain foundational in lipid-lowering, and their use should be optimized within the bounds of safety and tolerability in all patients. Some patients will require triple therapy with statin, ezetimibe, and a PCSK9 inhibitor to achieve the more stringent LDL-C goals. A substantial number of patients will achieve the recommended LDL-C goal with statin and ezetimibe. For example, in the IMPROVE-IT trial, approximately half of all patients treated with simvastatin and ezetimibe achieved LDL-C levels <1.4 mmol/L,⁷ with the caveat that median LDL-C levels on statin monotherapy were substantially lower in IMPROVE-IT than in ODYSSEY OUTCOMES (1.8 mmol/L vs. 2.3 mmol/L), reflecting selection of patients with elevated LDL-C on high-intensity or maximum-tolerated statin therapy in the latter. The cost of a statin/ezetimibe approach is substantially lower than a statin/PCSK9 inhibitor approach. However, a substantial number of patients will not achieve the standard LDL-C goal of <1.4 mmol/L with statin and ezetimibe alone, and very few will reach levels <1.0 mmol/L. For these patients, treatment with statin and a PCSK9 inhibitor will allow goal achievement in most cases and has been shown to further reduce the risk of MACE in patients with chronic atherosclerotic cardiovascular disease and the risk of MACE and death after ACS.^{8,9} There are several possible hurdles for implementation of PCSK9 inhibition to reach guideline goals into clinical practice, including cost-related factors. Cost-effective solutions need to be further pursued in different healthcare systems. For example, the National Health Service (NHS) in the UK has recently made an agreement on a population health management approach to address increased LDL-C in eligible patients with ASCVD using the PCSK9 small interfering RNA drug inclisiran.

Notably, no safety issues other than an excess of injection site reactions, usually mild to moderate, have been observed in clinical trials of PCSK9 inhibitors completed to date (including alirocumab, evolocumab, and inclisiran). Longer-term safety data will become available from several analyses, such as the long-term extension programmes from clinical studies with PCSK9 inhibition. Ongoing clinical outcome trials are currently investigating whether treatment with newer drugs such as inclisiran or bempedoic acid, added to statin and ezetimibe, will reduce MACE while achieving the LDL-C goals defined in the 2019 ESC/EAS guidelines.

Limitations

ODYSSEY OUTCOMES enrolled a population of ACS patients with elevated atherogenic lipoproteins despite high-intensity or

maximum-tolerated statin treatment and may therefore overestimate the proportion of patients not at goal compared with a population-based analysis of ACS patients. Our modelling assumed an $18 \pm 3\%$ reduction of LDL-C if ezetimibe were added to high-intensity statin treatment.¹⁴ Other reports suggest that the effect of ezetimibe may be smaller (e.g. mean 14% LDL-C reduction¹⁵). In that context, our model may overestimate the potential achievement of LDL-C goals with ezetimibe. This is an exploratory analysis and assumptions about the efficacy of ezetimibe cannot be translated with precision into clinical practice.

In the 2019 ESC/EAS guidelines,¹⁰ it is recommended that patients considered to be at very high risk (e.g. after an ACS) achieve an LDL-C reduction of >50% as well as an absolute LDL-C level <55 mg/dL. In the present study, we report and focus on the percentage of patients reaching the LDL-C goal of <55 mg/dL or the optional goal of <40 mg/dL. Since we do not have untreated (natural) LDL-C levels, we cannot determine the percentage of patients who achieved a >50% LDL-C reduction from that baseline. In the ODYSSEY OUTCOMES trial, 89% of patients were treated with a high-intensity statin regimen that has the potential to provide a mean LDL-C reduction of approximately 50%.¹⁶ Mean LDL-C reductions achieved in clinical practice may be less than those observed in research studies, although the mean per cent reduction tends to be higher when untreated LDL cholesterol levels are higher.¹⁷ Therefore, a substantial, albeit undetermined, proportion of ODYSSEY OUTCOMES participants is expected to have achieved at least a 50% LDL-C reduction before randomization to alirocumab or placebo and a large majority to have achieved that reduction after the addition of alirocumab. Few patients in ODYSSEY OUTCOMES were treated with ezetimibe. However, modelling based on ODYSSEY OUTCOMES data suggests that even if ezetimibe had been added to high-intensity or maximum-tolerated statin treatment in all patients, only a small percentage of the placebo group would have reached the guideline goal of <55 mg/dL while a large majority of those assigned to alirocumab would have done so.

Conclusions

The observations of the present study indicate that 94.6% of patients with a recent ACS and elevated atherogenic lipoproteins despite maximum-tolerated statin therapy can achieve the 2019 ESC/EAS guideline treatment goal for LDL-C (<1.4 mmol/L) and 85.2% of those with recurrent cardiovascular events can achieve the lower goal (<1.0 mmol/L) with the addition of the PCSK9 inhibitor alirocumab.

Supplementary material

Supplementary material is available at the *European Journal of Preventive Cardiology*.

Acknowledgements

We thank the patients, study coordinators, and investigators who participated in this trial. Sophie K. Rushton-Smith and Jenny Lloyd (MedLink Healthcare Communications, London) provided editorial assistance in the preparation of the manuscript (limited to editing for style and

referencing, as well as figure and table editing) and was funded by Sanofi, Paris, France.

Funding

This work is supported by Sanofi and Regeneron Pharmaceuticals.

Conflict of interest: U.L. reports grants and personal fees from Bayer, Novartis, and Amgen and personal fees from Sanofi, Abbott, AstraZeneca, Boehringer Ingelheim. J.M. is an employee of Regeneron Pharmaceuticals; P.G.S. reports grants, personal fees, and non-financial support from Sanofi; grants and personal fees from Amarin, Servier, and Bayer; personal fees from Amgen, AstraZeneca, BMS, Boehringer Ingelheim, Idorsia, Pfizer, and Novartis. In addition, P.G.S. has a patent use of alirocumab to reduce risk after ACS (royalties to Sanofi) pending. D.L.B. discloses the following relationships—Advisory Board: Cardax, CellProthera, Cereno Scientific, Elsevier Practice Update Cardiology, Janssen, Level Ex, Medscape Cardiology, MyoKardia, NirvaMed, Novo Nordisk, PhaseBio, PLx Pharma, Regado Biosciences; Board of Directors: Boston VA Research Institute, Society of Cardiovascular Patient Care, TobeSoft; Chair: Inaugural Chair, American Heart Association Quality Oversight Committee; Data Monitoring Committees: Baim Institute for Clinical Research (formerly Harvard Clinical Research Institute, for the PORTICO trial, funded by St. Jude Medical, now Abbott), Cleveland Clinic (including for the ExCEED trial, funded by Edwards), Contego Medical (Chair, PERFORMANCE 2), Duke Clinical Research Institute, Mayo Clinic, Mount Sinai School of Medicine (for the ENVISAGE trial, funded by Daiichi-Sankyo), Population Health Research Institute; Honoraria: American College of Cardiology (Senior Associate Editor, *Clinical Trials and News*, ACC.org; Chair, ACC Accreditation Oversight Committee), Baim Institute for Clinical Research (formerly Harvard Clinical Research Institute; RE-DUAL PCI clinical trial steering committee funded by Boehringer Ingelheim; AEGIS-II executive committee funded by CSL Behring), Belvoir Publications (Editor-in-Chief, *Harvard Heart Letter*), Canadian Medical and Surgical Knowledge Translation Research Group (clinical trial steering committees), Duke Clinical Research Institute (clinical trial steering committees, including for the PRONOUNCE trial, funded by Ferring Pharmaceuticals), HMP Global (Editor-in-Chief, *Journal of Invasive Cardiology*), *Journal of the American College of Cardiology* (Guest Editor; Associate Editor), K2P (Co-Chair, interdisciplinary curriculum), Level Ex, Medtelligence/ReachMD (CME steering committees), MJH Life Sciences, Population Health Research Institute (for the COMPASS operations committee, publications committee, steering committee, and USA national co-leader, funded by Bayer), Slack Publications (Chief Medical Editor, *Cardiology Today's Intervention*), Society of Cardiovascular Patient Care (Secretary/Treasurer), WebMD (CME steering committees); Other: *Clinical Cardiology* (Deputy Editor), NCDR-ACTION Registry Steering Committee (Chair), VA CART Research and Publications Committee (Chair); Research Funding: Abbott, Afimmune, Amarin, Amgen, AstraZeneca, Bayer, Boehringer Ingelheim, Bristol-Myers Squibb, Cardax, CellProthera, Cereno Scientific, Chiesi, CSL Behring, Eisai, Ethicon, Ferring Pharmaceuticals, Forest Laboratories, Fractyl, Garmin, HLS Therapeutics, Idorsia, Ironwood, Ischemix, Janssen, Lexicon, Lilly, Medtronic, MyoKardia, NirvaMed, Novartis, Novo Nordisk, Owkin, Pfizer, PhaseBio, PLx Pharma, Regeneron, Roche, Sanofi, Synaptic, The Medicines Company, 89Bio; Royalties: Elsevier (Editor, *Cardiovascular*

Intervention: A Companion to Braunwald's Heart Disease); Site Co-Investigator: Abbott, Biotronik, Boston Scientific, CSI, St. Jude Medical (now Abbott), Philips, Svelte; Trustee: American College of Cardiology; Unfunded Research: FlowCo, Merck, Takeda. V.A.B. reports grant support from Sanofi, Regeneron Pharmaceuticals, AstraZeneca, DalCor, Esperion, and Novartis; consulting fees from Pfizer; honoraria from Medscape; and fees for participating on a Data Safety Monitoring Board or Advisory Board from the National Institutes of Health. R.D. reports research grants from Sanofi, DalCor Pharmaceuticals, Population Health Research Institute, Duke Clinical Research Institute, the TIMI group, Amgen, Cirius, Montreal Health Innovations Coordinating Center, and Lepetit; and personal fees, as a member of the Executive Steering Committee, from Amgen and Cirius. M.D. reports uncompensated; National Coordinator and Principal Investigator in EORP surveys EUROSPIRE IV and EUROASPIRE V, serving as National Coordinator for Bosnia & Herzegovina CVD Prevention, serving as National Coordinator for Bosnia & Herzegovina version of HeartScore Programme, serving on Board of Bosnia & Herzegovina Association of Cardiology, serving as Editor-in-Chief of *Medical Journal CCUS*; reports research grant from Sanofi, and lectures fees from Bayer, Sanofi, Boehringer Ingelheim, Novartis, Pfizer, GlaxoSmithKline, Bosnalijek, Berlin-Chemie Menarini, Abbott, Krka, and report fee for Chair of PhD Study on Medical Faculty University of Sarajevo. S.G.G. reports research grant support (e.g. steering committee or data and safety monitoring committee) and/or speaker/consulting honoraria (e.g. advisory boards) from: Amgen, AstraZeneca, Bayer, Boehringer Ingelheim, Bristol-Myers Squibb, CSL Behring, Daiichi-Sankyo/American Regent, Eli Lilly, Esperion, Ferring Pharmaceuticals, GlaxoSmithKline, HLS Therapeutics, JAMP Pharma, Janssen/Johnson & Johnson, Merck, Novartis, Novo Nordisk A/C, Pendopharm, Pfizer, Regeneron, Sanofi, Servier, Valeo Pharma; and salary support/honoraria from the Heart and Stroke Foundation of Ontario/University of Toronto (Polo) Chair, Canadian Heart Research Centre and MD Primer, Canadian VIGOUR Centre, Cleveland Clinic Coordinating Centre for Clinical Research, Duke Clinical Research Institute, New York University Clinical Coordinating Centre, and PERFUSE Research Institute. J.W.J. reports research grants from the Netherlands Heart Foundation, the Interuniversity Cardiology Institute of the Netherlands, and the European Commission Seventh Framework Programme; and research support from Amgen, Astellas, AstraZeneca, Daiichi-Sankyo, Lilly, Merck-Schering-Plough, Pfizer, Roche, and Sanofi. M.L. is an employee of Sanofi. I.P. reports receiving honoraria for lectures from Novartis, Amgen, Sanofi and Sandoz. R.P. is an employee of Regeneron Pharmaceuticals, Inc. S.H.P. reports participating in an Advisory Board meeting arranged by Sanofi. M.S. reports serving as a consultant or on advisory boards (or both) for CiVi, Resverlogix, Baxter, Esperion, Sanofi, and Regeneron Pharmaceuticals, Inc. H.D.W. reports receiving grant support paid to the institution and fees for serving on a steering committee for the ODYSSEY OUTCOMES trial (Evaluation of Cardiovascular Outcomes After an Acute Coronary Syndrome During Treatment With Alirocumab) from Sanofi-Aventis and Regeneron Pharmaceuticals, for the ACCELERATE study (A Study of Evacetrapib in High-Risk Vascular Disease) from Eli Lilly, for the STRENGTH trial (Outcomes Study to Assess Statin Residual Risk Reduction With EpaNova in High CV Risk Patients With Hypertriglyceridemia) from Omthera Pharmaceuticals, for the SPIRE trial (The Evaluation of Boccocizumab [PF-04950615; RN 316] in Reducing the Occurrence of

Major Cardiovascular Events in High Risk Subjects) from Pfizer USA, for the HEART-FID study (Randomized Placebo-Controlled Trial of FCM as Treatment for Heart Failure With Iron Deficiency) from American Regent; for the CAMELLIA-TIMI study (A Study to Evaluate the Effect of Long-term Treatment With BELVIQ [Lorcaserin HC] on the Incidence of Major Adverse Cardiovascular Events and Conversion to Type 2 Diabetes Mellitus in Obese and Overweight Subjects With Cardiovascular Disease or Multiple Cardiovascular Risk Factors) from Eisai Inc, for the dal-GenE study (Effect of Dalcetrapib vs. Placebo on CV Risk in a Genetically Defined Population With a Recent ACS) from DalCor Pharma UK Inc, for the AEGIS-II study from CSL Behring, for the SCORED trial (Effect of Sotagliflozin on Cardiovascular and Renal Events in Patients With Type 2 Diabetes and Moderate Renal Impairment Who Are at Cardiovascular Risk) and the SOLOIST-WHF trial (Effect of Sotagliflozin on Cardiovascular Events in Patients With Type2 Diabetes Post-Worsening Heart Failure) from Sanofi-Aventis Australia Pty Ltd, and for the CLEAR Outcomes Study (Evaluation of Major Cardiovascular Events in Patients With, or at High Risk for, Cardiovascular Disease Who Are Statin Intolerant Treated With Bempedoic Acid [ETC-1002] or Placebo) from Esperion Therapeutics Inc. H.D.W. was on the Advisory Boards for Acetelion, Sirtex and Genentech, Inc. (an affiliate of F. Hoffmann-La Roche Ltd, 'Roche'; Lytics Post-PCI Advisory Board at European Society of Cardiology), and received lecture fees from AstraZeneca. G.G.S. reports research grants to the University of Colorado from Resverlogix, Sanofi, The Medicines Company, and Roche; and is coinventor of pending US patent 62/806 313 ('Methods for Reducing Cardiovascular Risk') assigned in full to the University of Colorado.

Authorship

U.L., P.G.S., and G.G.S. contributed to the conception or design of the work. U.L., P.G.S., D.L.B., V.A.B., R.D., M.D., S.G.G., J.W.W., M.L., I.P., R.P., S.H.P., M.S., and H.D.W. contributed to the acquisition, analysis, or interpretation of data for the work. U.L., P.G.S., and G.G.S. drafted the manuscript. J.M. performed the statistical analyses. All critically revised the manuscript and gave final approval and agree to be accountable for all aspects of work ensuring integrity and accuracy.

References

- Ference BA, Ginsberg HN, Graham I, Ray KK, Packard CJ, Bruckert E, Hegele RA, Krauss RM, Raal FJ, Schunkert H, Watts GF, Boren J, Fazio S, Horton JD, Masana L, Nicholls SJ, Nordestgaard BG, van de Sluis B, Taskinen MR, Tokgozoglul, Landmesser U, Laufs U, Wiklund O, Stock JK, Chapman MJ, Catapano AL. Low-density lipoproteins cause atherosclerotic cardiovascular disease. 1. Evidence from genetic, epidemiologic, and clinical studies. A consensus statement from the European Atherosclerosis Society Consensus Panel. *Eur Heart J* 2017;**38**: 2459–2472.
- Boren J, Chapman MJ, Krauss RM, Packard CJ, Bentzon JF, Binder CJ, Daemen MJ, Demer LL, Hegele RA, Nicholls SJ, Nordestgaard BG, Watts GF, Bruckert E, Fazio S, Ference BA, Graham I, Horton JD, Landmesser U, Laufs U, Masana L, Pasterkamp G, Raal FJ, Ray KK, Schunkert H, Taskinen MR, van de Sluis B, Wiklund O, Tokgozoglul, Catapano AL, Ginsberg HN. Low-density lipoproteins cause atherosclerotic cardiovascular disease: pathophysiological, genetic, and therapeutic insights: a consensus statement from the European Atherosclerosis Society Consensus Panel. *Eur Heart J* 2020;**41**:2313–2330.
- Baigent C, Blackwell L, Emberson J, Holland LE, Reith C, Bhalu N, Peto R, Barnes EH, Keech A, Simes J, Collins R; Cholesterol Treatment Trialists Collaboration. Efficacy and safety of more intensive lowering of LDL cholesterol: a meta-analysis of data from 170,000 participants in 26 randomised trials. *Lancet* 2010;**376**:1670–1681.
- Catapano AL, Graham I, De Backer G, Wiklund O, Chapman MJ, Drexel H, Hoes AW, Jennings CS, Landmesser U, Pedersen TR, Reiner Z, Riccardi G, Taskinen MR, Tokgozoglul, Verschuren WMM, Vlachopoulos C, Wood DA, Zamorano JL, Cooney MT; Group ESCSD. 2016 ESC/EAS Guidelines for the management of dyslipidaemias. *Eur Heart J* 2016;**37**:2999–3058.
- Schwartz GG, Olsson AG, Ezekowitz MD, Ganz P, Oliver MF, Waters D, Zeiher A, Chaitman BR, Leslie S, Stern T; Myocardial Ischemia Reduction with Aggressive Cholesterol Lowering Study Investigators. Effects of atorvastatin on early recurrent ischemic events in acute coronary syndromes: the MIRACL study: a randomized controlled trial. *JAMA* 2001;**285**:1711–1718.
- de Lemos JA, Blazing MA, Wiviott SD, Lewis EF, Fox KA, White HD, Rouleau JL, Pedersen TR, Gardner LH, Mukherjee R, Ramsey KE, Palmisano J, Bilheimer DW, Pfeffer MA, Califf RM, Braunwald E. Early intensive vs a delayed conservative simvastatin strategy in patients with acute coronary syndromes: phase Z of the A to Z trial. *JAMA* 2004;**292**:1307–1316.
- Cannon CP, Blazing MA, Giugliano RP, McCagg A, White JA, Theroux P, Darius H, Lewis BS, Ophuis TO, Jukema JW, De Ferrari GM, Ruzyllo W, De Lucca P, Im K, Bohula EA, Reist C, Wiviott SD, Tereshakovec AM, Musliner TA, Braunwald E, Califf RM; IMPROVE-IT Investigators. Ezetimibe added to statin therapy after acute coronary syndromes. *N Engl J Med* 2015;**372**:2387–2397.
- Sabatine MS, Giugliano RP, Keech AC, Honarpour N, Wiviott SD, Murphy SA, Kuder JF, Wang H, Liu T, Wasserman SM, Sever PS, Pedersen TR; FOURIER Steering Committee Investigators. Evolocumab and clinical outcomes in patients with cardiovascular disease. *N Engl J Med* 2017;**376**:1713–1722.
- Schwartz GG, Steg PG, Szarek M, Bhatt DL, Bittner VA, Diaz R, Edelberg JM, Goodman SG, Hanotin C, Harrington RA, Jukema JW, Lecorps G, Mahaffey KW, Moryusef A, Pordy R, Quintero K, Roe MT, Sasiela WJ, Tamby JF, Tricoci P, White HD, Zeiher AM; ODYSSEY OUTCOMES Investigators. Alirocumab and cardiovascular outcomes after acute coronary syndrome. *N Engl J Med* 2018;**379**:2097–2107.
- Mach F, Baigent C, Catapano AL, Koskinas KC, Casula M, Badimon L, Chapman MJ, De Backer GG, Delgado V, Ference BA, Graham IM, Halliday A, Landmesser U, Mihaylova B, Pedersen TR, Riccardi G, Richter DJ, Sabatine MS, Taskinen MR, Tokgozoglul, Wiklund O, Mueller C, Drexel H, Aboyans V, Corsini A, Doehner W, Farnier M, Gigante B, Kayikcioglu M, Krstacic G, Lambrinou E, Lewis BS, Masip J, Moulin P, Petersen S, Petronio AS, Piepoli MF, Pintó X, Räber L, Ray KK, Reiner Ž, Riesen WF, Roffi M, Schmid J-P, Shlyakhto E, Simpson IA, Stroes E, Sudano I, Tselepis AD, Viigimaa M, Vindis C, Vonbank A, Vrablik M, Vrsalovic M, Zamorano JL, Collet J-P, Koskinas KC, Casula M, Badimon L, John Chapman M, De Backer GG, Delgado V, Ference BA, Graham IM, Halliday A, Landmesser U, Mihaylova B, Pedersen TR, Riccardi G, Richter DJ, Sabatine MS, Taskinen M-R, Tokgozoglul, Wiklund O, Windecker S, Aboyans V, Baigent C, Collet J-P, Dean V, Delgado V, Fitzsimons D, Gale CP, Grobbee D, Halvorsen S, Hindricks G, Jung B, Juni P, Katus HA, Landmesser U, Leclercq C, Lettino M, Lewis BS, Merkely B, Mueller C, Petersen S, Petronio AS, Richter DJ, Roffi M, Shlyakhto E, Simpson IA, Sousa-Uva M, Touyz RM, Nibouche D, Zelveian PH, Siostrzonek P, Najafov R, van de Borne P, Pojskic B, Postadzhiyan A, Kypris I, Špinar J, Larsen ML, Eldin HS, Viigimaa M, Strandberg TE, Ferrières J, Agladze R, Laufs U, Rallidis L, Bajnok L, Gudjonsson T, Maher V, Henkin Y, Gulizia MM, Mussagaliyeva A, Bajraktari G, Kerimkulova A, Latkovskis G, Hamoui O, Slapikas R, Visser L, Dingli P, Ivanov V, Boskovic A, Nazzi M, Visseren F, Mitevska I, Retterstøl K, Jankowski P, Fontes-Carvalho R, Gaita D, Ezhov M, Foscoli M, Giga V, Pella D, Fras Z, de Isla LP, Hagström E, Lehmann R, Abid L, Ozdogan O, Mitchenko O, Patel RS; ESC Scientific Document Group. 2019 ESC/EAS Guidelines for the management of dyslipidaemias: lipid modification to reduce cardiovascular risk. *Eur Heart J* 2020;**41**:111–188.
- Visseren FLJ, Mach F, Smulders YM, Carballo D, Koskinas KC, Back M, Benetos A, Biffi A, Boavida JM, Capodanno D, Cosyns B, Crawford C, Davos CH, Desormais I, Di Angelantonio E, Franco OH, Halvorsen S, Hobbs FDR, Hollander M, Jankowska EA, Michal M, Sacco S, Sattar N, Tokgozoglul, Tonstad S, Tsioufis KP, van Dis I, van Gelder IC, Wanner C, Williams B; ESC Scientific Document Group. 2021 ESC Guidelines on cardiovascular disease prevention in clinical practice. *Eur J Prev Cardiol* 2022;**29**:5–115.
- Schwartz GG, Bessac L, Berdan LG, Bhatt DL, Bittner V, Diaz R, Goodman SG, Hanotin C, Harrington RA, Jukema JW, Mahaffey KW, Moryusef A, Pordy R, Roe MT, Rorick T, Sasiela WJ, Shirodaria C, Szarek M, Tamby JF, Tricoci P, White H, Zeiher A, Steg PG. Effect of alirocumab, a monoclonal antibody to PCSK9, on long-term cardiovascular outcomes following acute coronary syndromes: rationale and design of the ODYSSEY outcomes trial. *Am Heart J* 2014;**168**:682–689.
- Schwartz GG, Steg PG, Szarek M, Bhatt DL, Bittner VA, Diaz R, Edelberg JM, Goodman SG, Hanotin C, Harrington RA, Jukema JW, Lecorps G, Mahaffey KW, Moryusef A, Pordy R, Quintero K, Roe MT, Sasiela WJ, Tamby JF, Tricoci P, White HD, Zeiher AM; ODYSSEY OUTCOMES Committees and Investigators.

- Alirocumab and cardiovascular outcomes after acute coronary syndrome. *N Engl J Med* 2018;**379**:2097–2107.
14. Koren MJ, Jones PH, Robinson JG, Sullivan D, Cho L, Hucko T, Lopez JAG, Fleishman AN, Somaratne R, Stroes E. A comparison of ezetimibe and evolocumab for atherogenic lipid reduction in four patient populations: a pooled efficacy and safety analysis of three phase 3 studies. *Cardiol Ther* 2020;**9**:447–465.
 15. Lee J, Egolom U, Parihar H, Cooley M, Ling H. Effect of ezetimibe added to high-intensity statin therapy on low-density lipoprotein cholesterol levels: a meta-analysis. *Cardiol Res* 2021;**12**:98–108.
 16. Law MR, Wald NJ, Rudnicka AR. Quantifying effect of statins on low density lipoprotein cholesterol, ischaemic heart disease, and stroke: systematic review and meta-analysis. *BMJ* 2003;**326**:1423.
 17. Bacquer D, Smedt D, Reiner Z, Tokgozoglu L, Clays E, Kotseva K, Ryden L, Wood D, Backer G. Percentage low-density lipoprotein-cholesterol response to a given statin dose is not fixed across the pre-treatment range: real world evidence from clinical practice: data from the ESC-EORP EUROASPIRE V Study. *Eur J Prev Cardiol* 2020;**27**:1630–1636.