



Universiteit
Leiden
The Netherlands

Isotopes and the characterization of extrasolar planets

Zhang, Y.

Citation

Zhang, Y. (2023, June 6). *Isotopes and the characterization of extrasolar planets*. Retrieved from <https://hdl.handle.net/1887/3619726>

Version: Publisher's Version

License: [Licence agreement concerning inclusion of doctoral thesis in the Institutional Repository of the University of Leiden](#)


Downloaded from: <https://hdl.handle.net/1887/3619726>

Note: To cite this publication please use the final published version (if applicable).

6

DESTINYs: Diverse outcomes of binary-disk interactions

Circumstellar disks play an essential role in the outcomes of planet formation. Disks do not evolve in isolation, as about half of solar-type stars were born in binary or multiple systems. The presence of stellar companions modifies the morphology and evolution of disks, potentially resulting in a different planet population. Resolving disks in binary systems provides the opportunity to examine the influence of stellar companions on the outcomes of planet formation. We aim to investigate and compare disks in stellar multiple systems with near-infrared scattered-light imaging as part of the Disk Evolution Study Through Imaging of Nearby Young Stars (DESTINYs) large program. We used polarimetric differential imaging with SPHERE/IRDIS at the VLT to search for scattered light from the circumstellar disks in three multiple systems, CHX 22, S CrA, and HP Cha. We performed astrometric and orbit analyses for the stellar companions using archival HST, VLT/NACO, and SPHERE data to better understand the interplay between disks and companions. Combined with the age and orbital constraints, the observed disk structures in scattered light provide insights into the evolutionary history and the impact of the stellar companions. The small grains in CHX 22 form a tail-like structure surrounding the close binary, which likely results from a close encounter and capture of a cloulet. S CrA shows intricate structures (tentative ringed and spiral features) in the circumprimary disk as a possible consequence of perturbations by companions. The circumsecondary disk is truncated and connected to the primary disk via a streamer, suggesting tidal interactions. In HP Cha, the primary disk is less disturbed and features a tenuous streamer, through which the material flows towards the companions. The comparison of the three systems spans a wide range of binary separation (50 – 500 au) and illustrates the decreasing influence on disk structures with the distance of companions. This agrees with the statistical analysis of exoplanet population in binaries, that planet formation is likely obstructed around close binary systems, while it is not suppressed in wide binaries.

 **Zhang, Y.**, Ginski, C., Huang, J., Zurlo, A., Beust, H., et al. (2023) Disk Evolution Study Through Imaging of Nearby Young Stars (DESTINYs): Diverse outcomes of binary-disk interactions. *A&A*, 672, A145.

6.1 Introduction

Circumstellar disks as the birthplaces of planets play an important role in the outcomes of planet formation. Dust in the disks undergoing growth into pebbles and planetesimals constitute the building blocks of planetary embryos. Therefore the properties of dust and their evolution significantly influence the planet formation processes (Drazkowska et al., 2022). In turn, gas giants formed in disks affect the distribution of solids and disk structures. Recent high angular resolution observations of circumstellar disks across a wide wavelength range reveal near ubiquitous substructures (rings, spirals, and cavities) which may be carved by newborn planets (Andrews et al., 2018, Bae et al., 2018, Benisty et al., 2022, Lodato et al., 2019). Therefore understanding the interplay between disks and massive objects is essential for unraveling planet formation.

Studies of circumstellar disks have been mostly focused on isolated stars. However, it is well established that about half of solar-type stars were born in multiple systems (Duquennoy & Mayor, 1991, Raghavan et al., 2010), hence the potential effects of binarity on disk evolution and planet formation are not negligible. In particular, the gravitational perturbation and tidal truncation due to the close central binaries or outer companions will immensely impact the morphology of the disks, such as opening large inner cavities, truncating disk sizes, inducing spiral features, or warping and misaligning inner and outer disk regions (Artymowicz & Lubow, 1994, Benisty et al., 2017, Marino et al., 2015, Papaloizou & Pringle, 1977, Ragusa et al., 2020, Rosotti & Clarke, 2018). The presence of companions may also dictate the evolution of gas and dust in disks (Ribas et al., 2018, Rosotti & Clarke, 2018, Zagaria et al., 2021a,b). Dedicated surveys of star-forming regions suggest that protoplanetary disks in multiple systems are more compact and less massive than disks around isolated stars (Akeson et al., 2019, Cox et al., 2017, Manara et al., 2019, Rota et al., 2022, Zurlo et al., 2021, 2020).

Despite the dominance of destructive processes around multiple stars, several disks in such systems have been previously imaged in scattered light, such as GG Tau (Keppler et al., 2020), GW Ori (Kraus et al., 2020), and UX Tau (Ménard et al., 2020, Zapata et al., 2020), for which detailed hydrodynamical simulations have been dedicated in order to provide insights into the influence of stellar companions on disk structures. Observations and simulations of disks in binaries provide opportunities to examine the plausibility of planet formation in various conditions, which can be further linked to the demographics of exoplanets in multiple stellar systems.

Among the five-thousand exoplanets discovered to date, more than two hundred were discovered in multiple systems (Martin, 2018, Schwarz et al., 2016), suggesting that planet formation in such systems indeed occurs. Most of these planets are found surrounding individual components of the binaries (called S-type architecture) as opposed to circumbinary planets (called P-type). Multiplicity surveys of planet-hosting stars have been carried out using direct imaging (e.g., Bohn et al., 2020, Eggenberger et al., 2007, Ginski et al., 2021b, 2016, 2012, Mugrauer & Ginski, 2015, Mugrauer & Michel, 2020, Ngo et al., 2015). The statistical analyses of the impact of binaries on planet frequencies remain inconclusive as a result of the incompleteness of both planet detection and stellar companion detection. Some studies suggested a significant deficit of stellar companions for the planet-hosting sample in contrast to the field population (e.g., Kraus et al., 2016, Roell et al., 2012, Wang et al., 2014a,b), while others found no clear evidence of distinguishable planet fre-

quency between binaries and single stars except for close stellar companions <100 au (e.g., Asensio-Torres et al., 2018, Bonavita & Desidera, 2007, 2020, Horch et al., 2014). Synthesizing previous surveys of planet hosts, Moe & Kratter (2021) found planet suppression to be a gradual function of binary separation within ~ 200 au and no influence from wide companions beyond 200 au. It is also suggested that the impact of stellar companions becomes more important for higher-mass planets since massive close-in giant planets (hot Jupiters) are more common in multiple systems (Fontanive et al., 2019, Ngo et al., 2016, Ziegler et al., 2020), implying that either giant planet formation is more efficient in wide binaries, or dynamical perturbations from stellar companions more likely result in orbital migration of giant planets (Fontanive et al., 2019, Su et al., 2021). In terms of the distribution of planet properties, Desidera & Barbieri (2007) and Ngo et al. (2017) indicated that planet parameters such as mass, period, and eccentricity are indistinguishable between single and multiple systems, while Moutou et al. (2017) suggested that the multiplicity of eccentric-planet hosts is higher than circular-planet hosts, as expected from numerical simulations (Kaib et al., 2013). Therefore the trend remains to be explored.

Directly capturing the interactions between disks and stellar companions opens a window into the starting conditions of the planet formation process in these complex systems. Here we present the detection of circumstellar dust around three T Tauri multiple systems for the first time, using polarimetric differential imaging with SPHERE/IRDIS on ESO's Very Large Telescope (VLT) (Beuzit et al., 2019) as part of the Disk Evolution Study Through Imaging of Nearby Young Stars (DESTINYs) programme (Ginski et al., 2021a, 2020). In the DESTINYs samples, we did not specifically select targets based on their stellar multiplicity. The three multiple systems are covered in the survey because they meet the criteria that the stars are optically bright members of nearby young star-forming regions and show near and mid-infrared excesses in their SED. The snapshots of these systems provide an excellent comparison of the diverse morphology of disks in different evolutionary stages and binary configurations. Combined with analyses of age, mass, and orbital motion of the stellar systems, the structures of the disks provide further indications of the impact of stellar companions on the evolution of circumstellar disks and prospects for planet formation in such systems.

This paper is organized as follows. In Section 6.2, we introduce the properties of the three targeted multiple systems, namely, CHX 22, S CrA, and HP Cha, with a particular focus on age and mass. The observations and data reduction are described in Section 6.3. We present the analyses of polarimetric and astrometric data of each system in Section 6.4. These in conjunction with the knowledge of system properties are considered in Section 6.5 to infer the disk structure and evolution history. Comparing the three systems, we finally discuss the implications for planet formation in binary systems. The summary is presented in Section 6.6.

Table 6.1: Properties of the targeted young binary (or triple) systems.

Object	RA (h m s)	Dec (d m s)	Parallax (mas)	Age (Myr)	Separation (au)	SpT	Mass (M_{\odot})	Ref.
CHX 22	11 12 42.69	-77 22 23.1	5.2302 ± 0.1675	~ 5	~ 50	G8 & K7	1.8 & 0.8	1, 4
S CrA	19 01 08.60	-36 57 19.0	6.2291 ± 0.0683	~ 1	~ 200	K6 & K6	1 & 1	2
HP Cha	11 08 14.94	-77 33 52.2	5.3381 ± 0.0352	~ 10	~ 500	G5 & M1 & M3.5	1.4 & 0.8 & 0.3	3, 4

¹ Daemgen et al. (2013);

² Gahm et al. (2018);

³ Schmidt et al. (2013);

⁴ Manara et al. (2017);

Parallax: Gaia Collaboration et al. (2022).

6.2 Individual system properties

In order to determine the evolutionary stage of the targets, we summarized previous studies of the properties of each system, in particular, the age and stellar mass, as also listed in Table 6.1.

CHX 22

CHX 22 is a weakly (or non) accreting T Tauri star with a close binary companion separated by $\sim 0.24''$ (~ 50 au) (Daemgen et al., 2013). CHX 22 is located in the Chamaeleon I (Cha I) cloud, which is among the nearest young star-forming regions at a distance of 192 ± 6 pc (Dzib et al., 2018). The age distribution of Cha I was previously determined to peak around 3–4 Myr (Luhman, 2007) based on an old distance estimate of 160 ± 15 pc (Whittet et al., 1997). The updated GAIA DR3 distance would result in a luminosity increase of $\Delta \log L \sim 0.15$, therefore implying a younger age. Assuming a distance to Cha I of 160 pc, Daemgen et al. (2013) estimated the ages to be 16^{+30}_{-10} and $9^{+16}_{-6.5}$ Myr for the A and B components respectively, and the masses of 1.3 and $0.8 M_{\odot}$ using Siess et al. (2000) isochrones. Manara et al. (2017) derived a mass of $1.62 M_{\odot}$ for the A component using the Baraffe et al. (2015) isochrones. Taking into account the distance change, we scaled the mass and age using the luminosity and effective temperature reported in the literature and Siess et al. (2000) isochrones. We adopted the masses of 1.8 and $0.8 M_{\odot}$ for the binary and the age of ~ 5 Myr.

S CrA

S CrA is an archetypal system of the classical T Tauri stars with rich emission lines as a result of the accretion from circumstellar disks and emission from stellar or disk winds. The stars show significant spectroscopic variability because of the variable extinction from the circumstellar dust (Gahm et al., 2008). The binary separation is $\sim 1.3''$ (~ 200 au). The stellar parameters have been extensively studied with resolved high-resolution spectra of both stars (Gahm et al., 2018, Sullivan et al., 2019). The study by Gahm et al. (2018) suggested that despite the different levels of veiling, both stars had quite similar properties with an effective temperature of 4250 K, and a mass of $1 M_{\odot}$. Sullivan et al. (2019) estimated age of ~ 1 Myr using the Baraffe et al. (2015) isochrones, determined different spectral types for the two stars (K7 & M1), and obtained lower temperatures (4000 & 3700 K) and masses (0.7 & $0.45 M_{\odot}$). We adopt the estimation by Gahm et al. (2018) since the total mass of $\sim 2M_{\odot}$ is more consistent with our orbit analysis as presented in Section 6.4.2.

Table 6.2: Observing log of three young binary (or triple) systems with SPHERE/IRDIS.

Object	Date	Filter	DIT (s)	NDIT	N_{cycle}	on-target time (min)	seeing (")	τ_0 (ms)
CHX 22	2020-02-18	BB_H	2	24	14	44.8	0.43 – 0.96	11.5
CHX 22	2020-02-28	BB_H	8	8	13	55.5	0.6 – 1.17	5.2
S CrA	2021-09-08	BB_H	8	2	42	44.8	0.46 – 0.77	5.8
HP Cha	2020-01-13	BB_H	64	1	14	59.7	0.33 – 0.54	8.5

DIT: integration time per exposure. NDIT: number of exposures per half-wave plate position. N_{cycle} : number of full polarimetric cycles. τ_0 : atmospheric coherence time.

HP Cha

HP Cha A, also named Glass I, is a G-type WTTS in the Cha I star-forming region, with a wide companion at $2.4''$ (~ 500 au) (Chelli et al., 1988). The companion itself was later resolved into a close binary B and C (Daemgen et al., 2013, Schmidt et al., 2013). The B and C components show significant variation in separation (from 70 to 180 mas), indicating a highly inclined and/or eccentric orbit. Schmidt et al. (2013) derived a mass of 1.26, 0.76, and $0.28 M_{\odot}$ for the three stars and an age of ~ 2 Myr. Manara et al. (2017) derived a mass of $1.26 M_{\odot}$ for the A component and $1.00 M_{\odot}$ for the BC component. Similar to CHX 22, we used the stellar temperature and luminosity reported in Manara et al. (2017) and scaled the mass and age according to the updated distance to Cha I cloud. We adopted a mass of 1.4, 0.8, and $0.3 M_{\odot}$ respectively, and the age of ~ 10 Myr. However, we caution that the age derived from evolutionary models is rather uncertain (Pecaut et al., 2012).

Table 6.3: Archival HST, VLT/NACO, VLT/SPHERE, and ALMA observations included in this work.

Object	Epoch	Instrument	Program ID	Filter/Transition
S CrA	1999-02-21	HST/WFPC2	GO-7418	F814W
S CrA	2002-10-29	VLT/NACO	70.D-0444(A)	H
S CrA	2010-08-08	VLT/NACO	085.C-0373(A)	K_S
S CrA	2012-06-09	VLT/NACO	089.C-0196(A)	L
S CrA	2015-06-25	VLT/SPHERE	095.C-0787(A)	K_S
CHX 22	2016-01-25	ALMA	2015.1.00333.S	CO $J = 3 - 2$
HP Cha	2015-05-21	ALMA	2013.1.01075.S	CO $J = 3 - 2$

6.3 Observations and data reduction

6.3.1 SPHERE/IRDIS observations

We present new observations on three young binary (or triple) star systems, CHX 22, S CrA, and HP Cha, with SPHERE/IRDIS in dual-beam polarimetric imaging mode in the H -band (de Boer et al., 2020, Dohlen et al., 2008, Langlois et al., 2014, van Holstein et al., 2020). The observing setup was similar for the three targets. The main observing sequence was performed in pupil-tracking mode, and the primary star behind a coronagraph with an inner working angle of 92.5 mas (Carillet et al., 2011, van Holstein et al., 2017). The science frames were followed by center calibration frames, flux calibration frames, and sky frames, taken without the coronagraph.

We observed CHX 22 on 18 Feb 2020 with an integration time of 2s per exposure for a total of 24 exposures per half-wave-plate position. We obtained 14 full polarimetric cycles amounting to a total integration time of 44.8 min. The observations, however, were not deep enough to clearly reveal the circumstellar features. Therefore another epoch was taken on 28 Feb 2020, with an integration time of 8×8 s per half-wave-plate position, resulting in 13 polarimetric cycles during the total 55.5 min on-target time. The integration time of the flux reference frame was set to 4 s to prevent saturation. Similarly, HP Cha and S CrA were observed on 13 Jan 2020 and 8 Sep 2021, with an integration time of 64 s and 8×2 s, amounting to 14 and 42 full polarimetric cycles, and a total exposure time of 59.7 min and 44.8 min, respectively. The observations were performed under excellent weather conditions as summarized in Table 6.2.

We reduced the data using the IRDIS Data Reduction for Accurate Polarimetry pipeline (IRDAP, van Holstein et al., 2020) with the default setup. In principle, the data reduction for multiple stellar systems works similarly as for single systems. Whereas, one potential complication originates from the astrophysical stellar polarization. IRDAP removes the residual stellar polarization by directly measuring it in an annulus around the central star in the Stokes Q and U images. Yet this is not straightforward for multiple systems as the two (or multiple) components of the system may have different astrophysical polarization (for instance, due to different dust surroundings). This was indeed the case for HP Cha, where we found that the degree of linear polarization measured around the primary star ($\sim 0.27 \pm 0.1\%$) significantly differed from that around the companions ($\sim 1.6 \pm 0.2\%$). Therefore, the HP Cha data required two separate removals of stellar polarization centering on either the primary or the companions. The calibration centered on the primary revealed the circumprimary disk, while the calibration centered on the companion better preserved details of the circumsecondary disk. After subtracting the polarized stellar halos around both components individually, we combined the two versions of stokes images weighted with a linear gradient as a function of the distance to its center of calibration. This allowed us to reveal the scattered light from the circumstellar material around both components simultaneously.

6.3.2 Archival HST, VLT/NACO, and SPHERE data

In order to extract the astrometric information and to constrain the potential orbital motion of the binaries, we exploited archival observations for a large span of epochs taken with VLT/NACO (Lenzen et al., 2003, Rousset et al., 2003), VLT/SPHERE, and Hubble Space Telescope (HST). S CrA was observed with the Wide Field and Planetary Camera (WFPC2) on the HST on 21 Feb 1999 (Stapelfeldt, 1997). In addition, we inspected the archival images of S CrA taken with VLT/NACO on 29 Oct 2002, 8 Aug 2010, and 9 Jun 2012 in the H , K_S , and L band respectively, and reduced them following the standard procedure (including sky subtraction, aligning of individual exposures, and stacking) using the ESO eclipse software package and the jitter routine (Devillard, 1999). S CrA has been previously observed with VLT/SPHERE on multiple epochs. We selected the one taken on 25 Jun 2015 in the K -band for the astrometric analysis to fill in the temporal gap between the NACO observations in 2012 and our new SPHERE observations in 2021. The archival observations are summarized in Table 6.3.

For CHX 22 and HP Cha, we extracted the astrometric information from the pub-

lished literature. Both systems were observed with the 4-meter telescope at the Cerro Tololo Inter-American Observatory (CTIO) on 4 May 1994 (Ghez et al., 1997). CHX 22 was observed with VLT/NACO on 26 Mar 2006, 13 May 2007, 19 Feb 2008, and 20 Feb 2009 (Lafrenière et al., 2008, Vogt et al., 2012). HP Cha was observed with VLT/NACO on 20 Feb 2003, 25 Mar 2006, 20 Feb 2008, and 20 Feb 2009 (Correia et al., 2006, Lafrenière et al., 2008, Schmidt et al., 2013). The astrometric measurements are compiled in Table 6.4.

6.3.3 Archival ALMA data

We inspected archival ALMA observations of the three systems to obtain a better overview of the disk morphology. A brief summary of the observations is presented in Table 6.3.

CHX 22 was observed on 25 January 2016 and 30 March 2016 as part of program 2015.1.00333.S (P.I.: I. Pascucci). A non-detection of the millimeter continuum from this program was presented in Long et al. (2018). We retrieved the raw data from the ALMA archive and reprocessed it with the ALMA pipeline using the CASA software package (THE CASA TEAM et al., 2022). We imaged the CO $J = 3 - 2$ line at a velocity resolution of 0.25 km s^{-1} with the `tclean` implementation of the multi-scale CLEAN algorithm (Cornwell, 2008) and a robust value of 1.0. To handle the irregular emission pattern, we used CASA's auto-multithresh algorithm (Kepley et al., 2020) to generate the CLEAN mask. After applying a primary beam correction to the resulting image cube, we generated a moment 0 map by summing up emission between LSRK velocities of 2.5 and 6.5 km s^{-1} , and a moment 1 map by calculating the intensity-weighted velocities.

HP Cha was observed on 21 May 2015 as part of the program 2013.1.01075.S (PI: Daemgen). The $880 \mu\text{m}$ continuum and $^{12}\text{CO } J = 3 - 2$ line were observed in Band 7. The correlator was set up with four spectral windows (SPWs). The SPW covering the CO $J = 3 - 2$ line was centered at 345.797 GHz and had a bandwidth of 468.750 MHz and channel widths of 122.07 kHz. The other three SPWs were centered at 334.016, 335.974, and 347.708 GHz, and each one had a bandwidth of 2 GHz and channel widths of 15.625 MHz. The cumulative on-source integration time was 1 minute. We directly retrieved the data product from the archive and performed no further reprocessing, as the goal is not to present detailed analyses of the ALMA observations, but to show qualitative comparisons to scattered light images.

6.4 Results

6.4.1 Polarimetric analysis

We detected polarized scattered light from the circumstellar disks around individual stars in the three systems. The total and polarized intensity images are presented in Fig. 6.1.

CHX 22

The circumstellar material forms a tail-like structure extending from the north to the south-east of the close binary. It is marginally resolved that the dust tail splits into two streams at the southern end as the scattered signal decays and merges into the noise. The dust tail extends out by $\sim 650 \text{ au}$, which is larger than the scale of binary separation by an order of magnitude. CHX 22 has also been observed in the mm wavelength with ALMA showing non-detection in the continuum (Long et al., 2018, Pascucci et al., 2016), while the extended

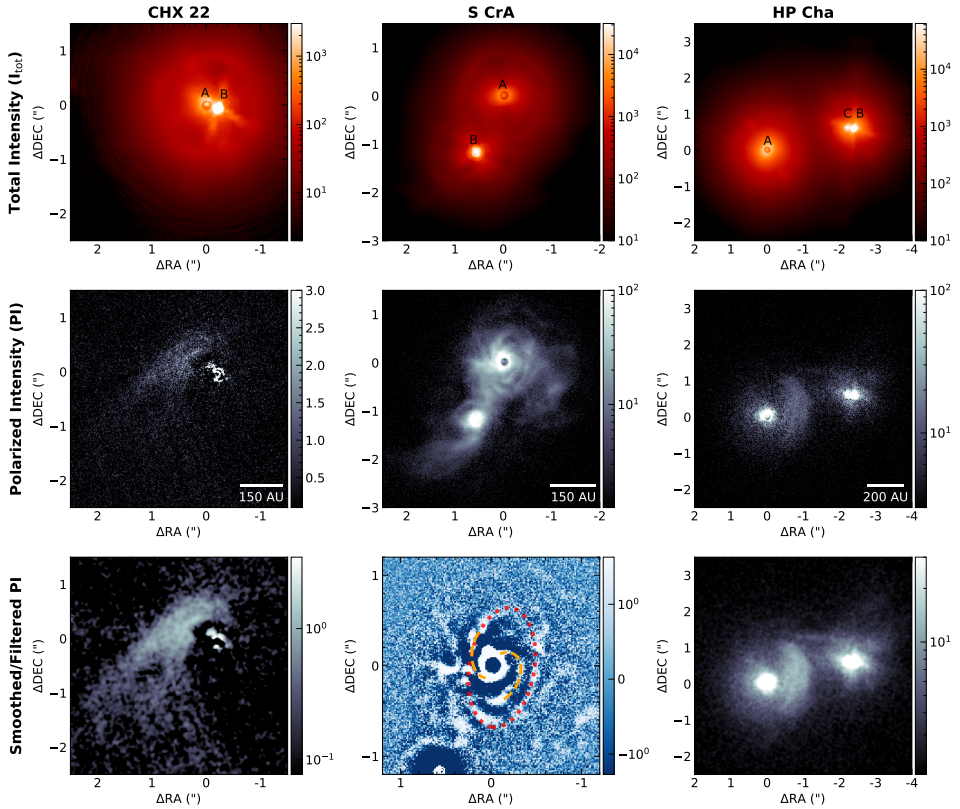


Figure 6.1: SPHERE/IRDIS images of the three multiple systems, centered on the primary stars. Each column shows one system, namely CHX 22, S CrA, and HP Cha. Top row: total intensity images. Middle row: polarized intensity images. Bottom row: processed PI images for better visualization of features. The PI image of CHX 22 is smoothed through convolution with a Gaussian kernel with a width of 2 pixels, revealing the dust tail clearly. The PI image of S CrA is high-pass filtered by subtracting the Gaussian smoothed image from the original image, to highlight the potential ring (red dotted ellipse) and spiral features (orange dashed curves). The PI image of HP Cha is also Gaussian smoothed. In the colorbars we show the scaling of the figures in arbitrary units to indicate the significance of the various detected structures. For a flux calibrated version of the polarimetric observations we refer to Appendix 6.E.

emission from CO gas was detected. The overlay of the SPHERE image and the ALMA CO emission is shown in Fig. 6.2.

S CrA

The disturbed disks with a profusion of fractured structures are present in S CrA. In the primary disk, we tentatively identified an elliptical ring (PA ~ -9.3 deg) as well as two spirals interior to that ring, as delineated in the high-pass filtered image as shown in the bottom-central panel of Fig. 6.1. The ring was determined by fitting an ellipse to the polarized intensity (PI) image of the circumprimary disk. The center of the star is offset from the center of the ellipse along the minor axis, indicating that the ringed structure has a certain

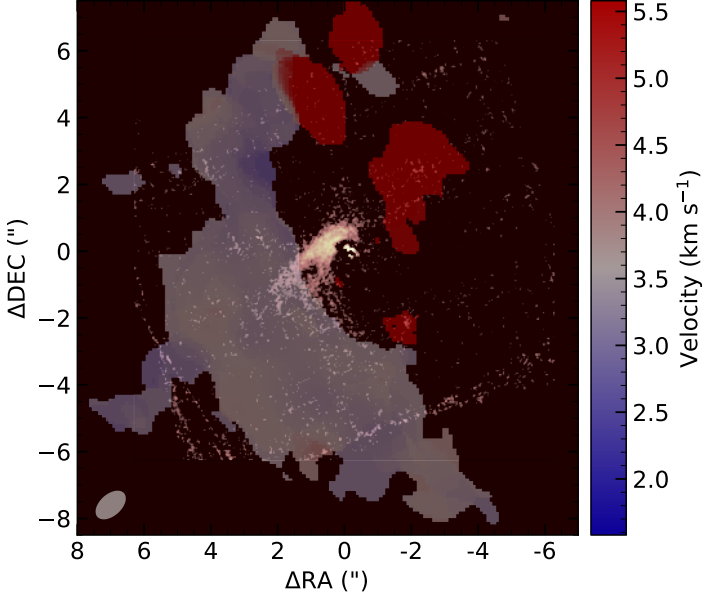


Figure 6.2: Overlay of SPHERE scattered-light image (background) and the ALMA moment 1 map of CO gas emission of CHX 22 (colormap centered on the systemic velocity of $\sim 3.6 \text{ km s}^{-1}$). The gray ellipse denotes the beam ($1.07'' \times 0.65''$) of ALMA observations.

vertical height and is inclined with respect to the line of sight by $i \sim 57 \text{ deg}$. Utilizing the projected offset (u) of the ellipse-center from the star-center, we traced the height (h) of the elliptical ring via the relation $u = h \sin i$ (de Boer et al., 2016). It suggests that the disk height is $\sim 23 \text{ au}$ at the radius of $\sim 107 \text{ au}$, meaning an aspect ratio $h/r \sim 0.21$, which is at the high end of T Tauri disks and similar to disks around IM Lup and MY Lup (Avenhaus et al., 2018). The spectral energy distribution (SED) of the system also indicates a flared disk (Sicilia-Aguilar et al., 2013).

The disk around the south-east stellar companion is connected with the material in the circumprimary disk, and features a streamer towards the south-east direction. The streamer is also marginally visible in the total intensity images of the system. We compared the HST/WFPC2 image taken in 1998 against the SPHERE/IRDIS observation in 2021, and found no obvious change in the shape over the decades, as shown in Fig. 6.7. However, we do notice the slight movement of the position angle of the companion through the offset between the peak signal and the overlaid contour.

HP Cha

The circumstellar disk around the primary is clearly detected with a flared shape as indicated by the bright rim at the west side (see the annotation in Fig. 6.3). As the Stokes Q and U patterns of the rim correspond to an illumination source located at the position of companions B and C, therefore the bright rim delineates the edge and height of the cir-

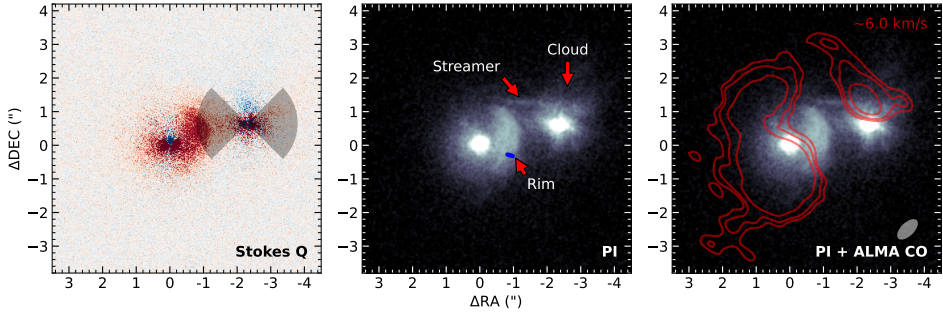


Figure 6.3: Left panel: Stokes Q image of HP Cha. The angle of linear polarization in the Stokes Q pattern of the rim corresponds to an illumination source located at the position of companions BC (as delineated by the butterfly shadow centered at companions). Central panel: smoothed PI image where we identified the rim in the circumprimary disk, the streamer connecting the circumprimary and circumsecondary disk, and the nebulous envelope surrounding the BC components. The blue bar delineates the disk height at the most extended point of the outer rim. Right panel: overlay of ALMA CO gas emission (red contour) at the radial velocity of $\sim 6.0 \text{ km s}^{-1}$. The contours delineate the flux level of $[3, 5, 10, 50]\sigma$, where σ is the standard deviation as measured in the image background. The gray ellipse denotes the beam ($0.77'' \times 0.40''$) of ALMA observations.

cumprimary disk which is illuminated by the companions from the exterior. Due to the external illumination of the primary disk by the binary companion, we can draw conclusions on the orbital geometry of the system. Since we noted a clear loss of scattered light signal in the intermediate region of the circumprimary disk (i.e. between the inner disk region and the externally illuminated rim), we conclude that the companions BC must be located slightly behind the primary star along our line of sight, such that the intermediate region of the primary disk surface is not illuminated by the companion, therefore not as bright as the outer rim. Taking advantage of this unique back-illuminated feature, we traced roughly by eye the disk height to be $h = 42 \pm 10 \text{ au}$ at the most extended point of the outer rim (as annotated in Fig. 6.3), which has been corrected for the disk inclination ($i \sim 37 \text{ deg}$) derived from the mm-wavelength continuum observation (Francis & van der Marel, 2020). We caution that the height estimate has a large uncertainty subject to the exact position of the rim edge that one identified. We then estimated the size of the disk as seen in scattered light along the major axis to be $r \sim 260 \text{ au}$ by measuring the scale before the intensity drops below 3σ over the background. The flaring of the disk is therefore $h/r \sim 0.16$. The disk around HP Cha is comparable to other T Tauri disks as presented in Avenhaus et al. (2018).

The disk around the BC components is less regularly shaped, forming a nebulous structure surrounding the close binary. We marginally identify the major axis of the nebulous envelope to be east-west oriented, which coincides with the orbital plane of the close binary. The nebulous envelope around the companions is connected to the disk around the primary through a tenuous streamer as annotated in Fig. 6.3.

6.4.2 Astrometry and orbit analysis

We carried out astrometric measurements on the available observations and utilized them to constrain the orbits of the stellar companions. As our SPHERE/IRDIS main observing sequences were conducted with the primary star masked by a coronagraph (see Section 6.3.1), thus we used the flux reference frames without the coronagraph for more precise extraction of the astrometry. For the archival NACO data taken without a coronagraph (see Section 6.3.2), the stacked image in each epoch was used for the astrometric analysis.

We fit both the primary and secondary stars simultaneously using a model composed of two Gaussian profiles as implemented in the `astropy` model fitting package. The separation and position angle were then calculated from the positions of the Gaussian centers, with the astrometric calibration (including the pixel scale and the true north correction) for each instrument and epoch taken into account. The applied astrometric calibration can be found in Table 6.5. Our results together with previous astrometric measurements found in the literature are presented in Table 6.4.

With the astrometric measurements spanning across two decades, we utilized the `orbitize!` package (Blunt et al., 2020) to constrain the orbital configuration of the binary systems. We used the OFTI sampling method (Blunt et al., 2017) with 10^5 runs. The parallax and the prior system mass involved in the orbit fitting were adopted from Table 6.1. The orbital motion together with OFTI solutions, and the resulting posterior distributions of semi-major axis, inclination, and eccentricity for each individual system are shown in Fig. 6.4 and 6.5.

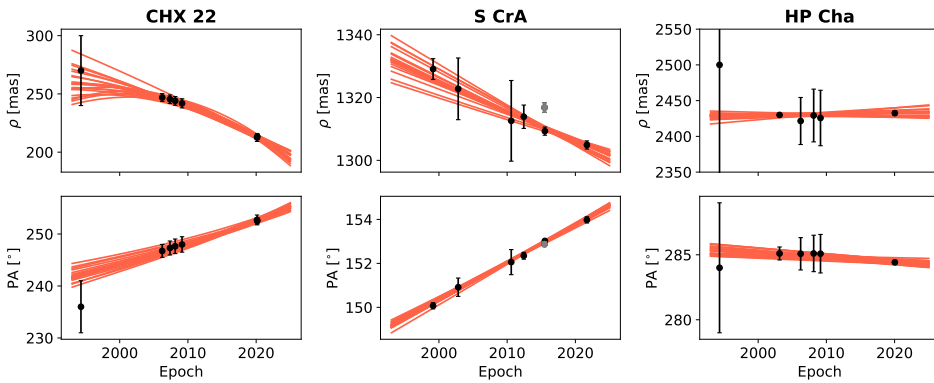


Figure 6.4: Separation (first row) and position angle (second row) of the companions relative to the primaries in CHX 22, S CrA, and HP Cha versus time. The astrometric data were summarized in Table 6.4. The red lines represent twenty randomly selected OFTI orbital solutions. The gray astrometric data points in S CrA were excluded from the orbital fitting as explained in Table 6.4

CHX 22

As shown in Fig. 6.5, the resulting posterior distributions suggest two groups of solutions for the eccentricity, one clustering around 0.4, and the other higher than 0.8. However the `orbitize!` tool is not well suited for eccentricities close to 1, and we suspect the

accumulation of solutions towards the upper edge of the prior to be artificial. In order to better explore this issue, we fit the astrometry with another MCMC-based code developed by Beust et al. (2016), that makes use of universal Keplerian variables instead of classical ones (Danby, 1987), and thus can naturally handle highly eccentric as well as unbound orbits with $e \geq 1$ in a continuous manner. The posterior distributions are shown in Fig. 6.12. Now without the prior limitation $e < 1$, the peak close to $e \sim 1$ has disappeared, while the one at $e \sim 0.4$ persists. The consistent peaks around $e \sim 0.4$ with both codes suggests that the bound solutions with intermediate eccentricities are favored. Moreover, it is not surprising to find some solutions with unbound orbits due to the paucity of astrometric data and the small coverage of the orbit. However the fact that we note a sharp drop at $e = 1$ in the posterior distribution of the eccentricity is a strong indication in favor of a bound orbit.

S CrA

The orbital separation and position angle of S CrA show clear and steady motion over the baseline of two decades (see Fig. 6.4). The orbital solutions favor a small inclination $i = 25 \pm 12$ deg and a moderate eccentricity $e = 0.4_{-0.1}^{+0.2}$ as shown in Fig. 6.5. The constraint on the system mass suggests a total mass of $\sim 2M_{\odot}$, which agrees with the estimation by Gahm et al. (2018).

HP Cha

The astrometric measurements of the BC component with respect to the primary barely show any orbital motion beyond the uncertainties because of the large separation (see Fig. 6.4). Therefore, the orbital configuration around the primary is not well-constrained. However, the relative motion between B and C is apparent, suggesting a highly eccentric ($e \sim 0.9$) and a nearly edge-on ($i \sim 100^{\circ}$) orbit for the binary BC (see Fig. 6.6).

Table 6.4: Astrometry of the targeted multiple-star systems as extracted from our SPHERE/IRDIS observations as well as archival data taken with SPHERE, NACO, and HST.

Object	Epoch (MJD)	Sep (mas)	PA (deg)	Ref.
CHX 22	49470	270 ± 30	236 ± 5	2
	53820.36777	246.9 ± 3.3	246.743 ± 1.245	2
	54233.98285	245.5 ± 3.6	247.312 ± 1.338	2
	54515.19528	244.0 ± 3.7	247.635 ± 1.401	2
	54882.37337	241.9 ± 3.9	247.991 ± 1.483	2
	58898.24507	212.6 ± 3.4	252.706 ± 0.944	1
	58908.16592	213.4 ± 2.0	252.506 ± 0.559	1
S CrA	51230.96126	1329.1 ± 3.3	150.071 ± 0.142	1
	52576.05926	1322.8 ± 9.8	150.915 ± 0.417	1
	55416.21256	1312.6 ± 12.8	152.057 ± 0.571	1
	56087.38416	1313.9 ± 3.7	152.347 ± 0.155	1
	57198.31135	1316.8 ± 1.5	152.877 ± 0.112	1 [†]
	57215.40732	1309.3 ± 1.3	153.021 ± 0.059	4
	59466.04295	1304.9 ± 1.3	153.979 ± 0.140	1
HP Cha A(BC)	49476	2500 ± 500	284 ± 5	3
	52690.20849	2430 ± 2	285.1 ± 0.5	3
	53819.41198	2421.5 ± 32.9	285.077 ± 1.244	3
	54516.39621	2429.2 ± 36.9	285.103 ± 1.401	3
	54882.40637	2425.7 ± 38.8	285.084 ± 1.482	3
	58861.32325	2432.5 ± 3.3	284.417 ± 0.156	1
HP Cha B(C)	53819.41198	70.2 ± 10.9	94.834 ± 2.801	3
	54882.40637	98.4 ± 1.6	87.322 ± 1.497	3
	58861.32325	179.2 ± 4.4	83.841 ± 1.374	1

[†] This epoch was excluded from the orbit fitting as it showed significant deviation from the well-constrained orbital motion (see Fig. 6.4). This is likely attributed to the inaccurate calibration of the pixel scale for SPHERE observations at the K_S -band.

¹ this work,

² Vogt et al. (2012),

³ Schmidt et al. (2013),

³ Sullivan et al. (2019).

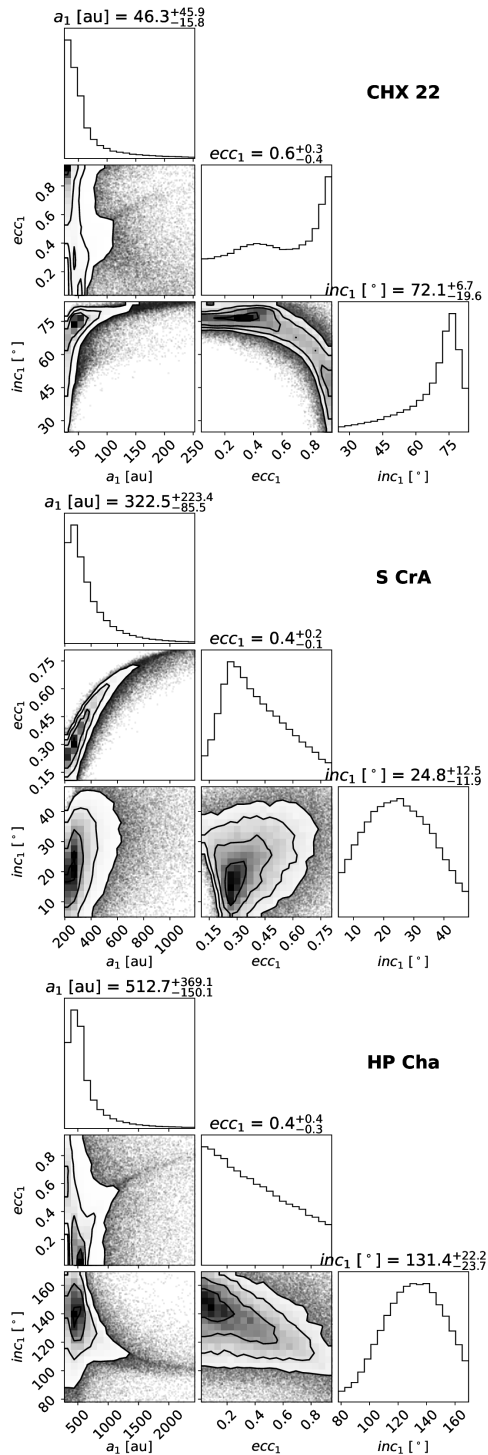


Figure 6.5: Posterior distributions of semi-major axis a_1 , inclination inc_1 , and eccentricity ecc_1 for the orbits of companions in CHX 22, S CrA, and HP Cha.

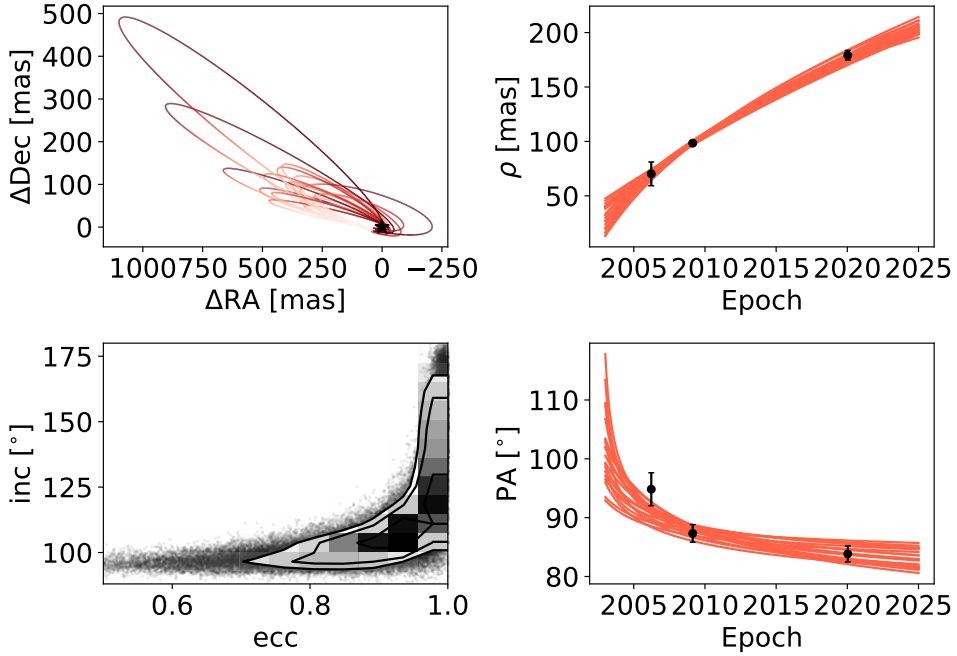


Figure 6.6: Orbital constraints of the binary HP Cha BC. Top left, top right, and bottom right panel: the orbital motion in RA-Dec space, the change of separation, and position angle with time. The red lines represent twenty randomly selected OFTI solutions. Bottom left panel: the posterior distribution of inclination versus eccentricity.

Table 6.5: Calibration applied in our astrometric analysis.

Epoch	Instrument	Filter	Pixel scale (mas pixel ⁻¹)	True north correction (deg)	Ref.
2002-10-29	VLT/NACO	<i>H</i>	27.01 ± 0.05	0.08 ± 0.18	1
2010-08-08	VLT/NACO	<i>K_S</i>	13.231 ± 0.020	0.67 ± 0.13	2
2012-06-09	VLT/NACO	<i>L</i>	27.193 ± 0.059	0.568 ± 0.115	3
2015-06-25	VLT/SPHERE	<i>K_S</i>	12.267 ± 0.009	-1.75 ± 0.10	4

¹ Chauvin et al. (2010),

² Ginski et al. (2014),

³ Maire et al. (2016),

³ Launhardt et al. (2020).

6.5 Discussion

6.5.1 Individual systems

CHX 22

The scale of the observed dust tail is drastically different from the scale of the inner binary system. It therefore raises the question of whether the dust is the tidal tail thrown out from the original circumstellar disk due to the interaction with the stellar companion, or if it is exterior material flowing into the binary system. Given the tail-like structure, system age, and orbital configuration, we discuss the following possible scenarios, 1) stellar flyby, 2) periodic perturbation, and 3) cloud capture.

The first scenario refers to the case that the companion is in an unbound or extremely eccentric orbit. The circumstellar disk around the primary was tidally stripped during the parabolic or hyperbolic flyby event. For instance, simulations of prograde stellar flybys could result in tail-shaped structures for the ejected circumprimary material (Clarke & Pringle, 1993, Vorobyov et al., 2020), resembling the observations of CHX 22. Similar dust tails have been observed in young systems such as Z Cma (Dong et al., 2022, Liu et al., 2016), and are proposed to be induced by stellar flybys. Assuming a typical open-orbit solution like shown in Fig. 6.12, we estimated that the temporal window of such a close encounter ($<0.24''$) is only around 50 years, in contrast to the age of the system (~ 5 Myr). The probability of capturing such a moment in time is rather small. Moreover, as we also noted in Section 6.4.2 that the binary orbit probably has an intermediate eccentricity, therefore we argue that the stellar flyby scenario is unlikely. This leads to the second scenario that the close companion with an eccentric orbital motion may periodically strip away the disk material as it passes through the pericenter (~ 50 au, see Fig. 6.12). Again, given the age estimation of CHX 22, it is less plausible that the relics of the continuously periodic interaction remain observable after such a long time. However, we acknowledge that the age derived from isochrones has large systematic uncertainties, hence we cannot rule out a younger age for the system. Nevertheless, this does not change the outcome that the primordial disk has likely gone, as suggested by the non-detection of the dust continuum emission (Long et al., 2018, Pascucci et al., 2016). A stringent dust mass upper limit of $\sim 0.2M_{\oplus}$ was put, suggesting a deficit of large grains in the system. This adds to the implication that the circumprimary disk has already dispersed due to photoevaporation and/or been significantly truncated by the close companion (Long et al., 2018). It is intriguing that small grains still persist across an extensive scale.

Both the above scenarios suppose that the dust tail is the outcome of the disk-binary interaction. Alternatively, we suggest that the circumstellar dust tail may be the infalling material from an encounter with nearby molecular clouds. The shape of the circumstellar material bending towards the stars remarkably matches the arc-shaped envelopes as simulated in Dullemond et al. (2019). Such arc shapes have been observed in other systems including AB Aur (Grady et al., 1999), HD 100546 (Ardila et al., 2007), SU Aur (Akiyama et al., 2019, Ginski et al., 2021a), FU Ori (Liu et al., 2016, Takami et al., 2018), and DR Tau (Mesa et al., 2022). According to the column density map of the Chamaeleon molecular cloud complex as observed with the Herschel space telescope (Alves de Oliveira et al., 2014), CHX 22 resides in a moderately dust-rich region, therefore possibly undergoing such encounter with clouds. In ALMA CO emission of CHX 22 as shown in Fig. 6.2, we

found large-scale gas emission associated to CHX 22. The gas emission shares similar velocities as the systemic velocity of CHX 22 ($\sim 3.6 \text{ km s}^{-1}$). It forms a streamer-like structure from roughly North to South-West, confirming the presence of remnant cloud material in the direct vicinity of CHX 22.

S CrA

The disk structure of S CrA is full of intriguing details. In Section 6.4.1, we identified potential ring and spiral features in the circumprimary disk. Here we attempt to assess the plausibility and discuss the implications provided that the features are real. As discussed in Section 6.4.1, the geometric center of the ring feature is offset from the stellar position along its minor axis, with the east side (left-hand side) of the ring closer to the stellar position. This not only implies a certain vertical height of the disk at the separation of the ring but also that the east side of the ring is the near side of the disk, namely, the side of the disk that is tilted toward the observer. It makes sense intuitively that the east side (i.e. the near side) of the ring indeed shows higher brightness than the far side because of the stronger forward scattering. In order to quantify the brightness contrast due to the scattering phase functions, we measured the intensity within a small aperture (5 pixels) at both the near side and the far side of the ring, and compare the contrast ratio to that of several other disks with similar inclinations, such as HD 34282 (de Boer et al., 2021), LkCa15 (Thalmann et al., 2016, 2014), IM Lup (Avenhaus et al., 2018), and PDS 70 (Hashimoto et al., 2012, Keppler et al., 2018). The contrast ratio in S CrA is ~ 1.3 , lower than that of ~ 7 in HD 34282 and IM Lup, while similar to that of 1.6 in LkCa15 and 2.8 in PDS 70. Given the large scatter in different disks, it is inconclusive based on this argument whether the ellipse-like structure that we identified in S CrA corresponds to a ring in the disk or not. However, while the brightness contrast between forward and back scattering is on the low end of disk observations, we note that indeed the side that should be forward scattering in this tentative ring (the east side) is the brighter side, as expected from dust scattering phase functions. Combined with the offset along the minor axis, as expected from the viewing geometry of a ring in a flared disk surface, this gives a reasonable indication that we trace a ring in the disk around the primary component.

In addition, the two spiral structures also seem inclined, because the southern spiral appears foreshortened as launched from the nearside compared to the northern spiral. This appears similar to the simulated images of spiral features seen at such viewing angles as presented in Dong et al. (2016). We performed deprojection of the PI image assuming a disk inclination of 57 deg (as inferred from the elliptical ring in Section 6.4.1) and a flaring index of 1.2 (a typical value as found in Avenhaus et al. (2018)) using the python package `diskmap` (Stolker et al., 2016). The deprojected image is presented in Fig. 6.8, where we estimated the pitch angle of the two spiral arms to be ~ 30 deg. We caution that the pitch angle could change subject to the assumed disk parameters such as the actual inclination of the features. However, the uncertainty due to this inclination effect is marginal since the launching areas of the spirals are close to the major axis of the disk. Hydrodynamical simulations suggest that the pitch angle of spiral arms and the azimuthal separation between two arms positively correlate with the mass of the companion (Fung & Dong, 2015, Zhu et al., 2015). The pitch angle of ~ 30 deg and the nearly 180-degree separation between both arms are therefore consistent with the scenario that the spirals

are launched by the perturbation from the stellar companion (Fung & Dong, 2015), as in the case of HD 100453 (Benisty et al., 2017).

If the inclined ring is real, it cannot be explained by the perturbation from the outer stellar companion. Instead, other mechanisms such as a second perturber are needed to induce the ringed structure (Bae et al., 2022). With our SPHERE observations reduced with the angular differential imaging (ADI) technique, we can rule out the presence of companions more massive than $8\text{--}10 M_{\text{Jup}}$ in between the A and B components, and $\sim 3\text{--}5 M_{\text{Jup}}$ beyond 300 au (see Sec 6.B). Whereas, this can be complicated by the fact that the companion may still be embedded in the disk at the young age of ~ 1 Myr, which will significantly relax the mass limit. Therefore, further high-contrast imaging studies to search for planets in the system are interesting.

Through our orbit analysis of the S CrA binary (see Section 6.4.2), we found the orbital plane is likely close to face-on with an inclination of 25 ± 12 deg. This value is consistent with the inner disk inclination for both stellar components, 28 ± 3 deg and 22 ± 6 deg respectively (GRAVITY Collaboration et al., 2017). This is, however, in tension with the inclination (~ 53 deg) of the tentative ring and spiral features as seen in our SPHERE observations. Interestingly, the spectroscopic analyses by Gahm et al. (2018) found the inclinations of the stars to be ~ 60 deg, similar to that of the outer disk observed in the scattered light but misaligned with the inner disk observed in the NIR-interferometry. The dust continuum emission from outer disks around both stars was observed with ALMA but unresolved (Cazzoletti et al., 2019), therefore providing no information on the disk inclination. The ALMA ^{12}CO and ^{13}CO emission is dominated by the signal from the extensive envelope, showing intricate kinematic patterns with streamers and outflows. Deeper observations via optically thin tracers such as C^{18}O are required to probe the embedded disks. A detailed analysis of the gas emission can be found in the work by Gupta et al. (submitted). In addition, searching for shock tracers such as SO and SO_2 (Booth et al., 2018, Garufi et al., 2022, Tafalla et al., 2010) may be interesting as the streamer across the stellar companion appears to connect onto east side of the primary disk. Alternatively, future long-baseline ALMA observations resolving the outer disk in S CrA and determining the disk inclination will help unravel the whole picture.

If the spin-orbit misalignment is real, which is not uncommon in wide binary systems (Hale, 1994, Justesen & Albrecht, 2020), the circumstellar disks were initially aligned with the stellar rotation axis as the material collapsed around each star, and later got aligned with the orbital plane as a result of the gravitational torque by the companion (Lubow & Ogilvie, 2000). The misalignment of individual circumstellar disks with the binary orbital plane seems not so surprising (e.g., Brinch et al., 2016, Fernández-López et al., 2017, Jensen & Akeson, 2014, Manara et al., 2019, Rota et al., 2022, Williams et al., 2014). Theoretical studies by Foucart & Lai (2014) suggest that the large disk-orbit misalignment could be maintained over the entire disk lifetime. Therefore, circumstellar disks in wide binaries are not necessarily coplanar with the binary orbit despite the tendency towards alignment (Jensen, 2020).

The appearance of the disk in S CrA is reminiscent of GW Ori with misaligned rings as disturbed by gravitational interactions in the multiple star system (Kraus et al., 2020). In GW Ori, the ringed structures are attributed to the tearing caused by the misaligned orbital plane with the disk. Likewise, the stellar companion in S CrA may also play an im-

portant role in warping the circumprimary disk. Dedicated hydrodynamic simulations of the system will be essential for understanding the delicate substructures and the influence of the binary-disk interaction.

HP Cha

The circumprimary disk around HP Cha appears to be a transition disk with a single ring in the mm dust continuum (Francis & van der Marel, 2020, Long et al., 2018), while no dust continuum emission was detected around the BC components. We inspected the archival CO emission data observed with ALMA and found gaseous material around both the primary and the secondary components, as also revealed in our scattered light image. In Fig. 6.3, we overlaid the average image of four frequency channels from 345.7894 GHz to 345.7887 GHz, corresponding to the radial velocity of 5.72–6.32 km s⁻¹. The maps of more channels can be found in Fig. 6.13. The gas emission also delineates a streamer connecting the primary and companions, while it extends further north and appears more curved than the streamer observed in scatter light. The slight offset may be because only the bottom side of the streamer structure is illuminated by the companions which are located behind the primary star along our line of sight. Since the systemic velocity of HP Cha is ~3.8 km s⁻¹, therefore the gas emission shown in Fig. 6.3 is red-shifted with respect to the systemic velocity, meaning the material in the streamer flowing from the circumprimary disk to the secondary binary (combined with our previous constraint from the scattered light that the binary is spatially located behind the primary). The feeding flow from the primary disk may be responsible for the disturbed, nebulous envelope around the BC components. In addition, the extremely eccentric orbit of the close binary likely contributed to stirring up the material. On the other hand, the circumprimary disk maintains a regular shape, indicating that the interaction is not as violent as in the case of S CrA.

6.5.2 Binary-disk interactions and planet formation

Following the sequence from CHX 22 to S CrA and HP Cha, we note that as the binary separation increases, the binary-disk interaction is less violent and destructive. The primitive disk in the close binary CHX 22 ($a < 50$ au) has likely been truncated significantly and has dissipated via internal photoevaporation as there is no evidence for millimeter continuum and little NIR excess (see the discussion in Long et al., 2018).

S CrA may be undergoing a similar truncating process that the circumprimary disk is losing material through the streamer connected via the companion. However, as the binary separation in S CrA ($a \sim 300$ au) is much larger than that in CHX 22, substantial material may still remain for a longer timescale. The companion truncates the circumprimary disk in a few orbital timescales (~5000 yr) as a result of Lindblad resonances (Artymowicz & Lubow, 1994). We roughly estimated the expected disk size based on the analytical models by Artymowicz & Lubow (1994) and Manara et al. (2019). Adopting the system parameters including equal stellar masses, $a \sim 320$ au, and $e \sim 0.4$, as derived from our orbital analysis in Section 6.4.2, the outer edge of the primary disk would be truncated at around $0.16a - 0.21a$ (50 – 70 au) depending on the disk viscosity. As the current disk size is well above 100 au, the truncation is likely ongoing, and the material streams towards the circumsecondary disk, which can either end up around the companion or get stripped away through the south-east tail.

The mass transfer from the circumprimary disk to the companion is also observed in HP Cha, with a more tenuous streamer than the one in S CrA. The turbulent scene in S CrA is plausibly attributed to the moderate orbital eccentricity ~ 0.4 . The larger separation of the HP Cha BC components to the primary ($a \sim 500$ au) may also contribute, such that the secular timescale as a result of disk truncation is different from that of S CrA. The analytic prediction of the tidally truncated disk size for HP Cha is pending due to the unconstrained orbital configuration. A conservative estimation implies a truncated circumprimary disk size of $0.35a \sim 175$ au, which is smaller than the extent of the disk as observed in scattered light (~ 260 au). The tidal truncation likely takes effects on shaping the primary disk as we note the sharp drop-off of flux at the edge of the rim (Fig. 6.3). Nevertheless, the circumprimary disk evolution in HP Cha is probably not significantly altered by the stellar companions in contrast to S CrA.

This decreasing influence on circumprimary disk evolution at larger binary separations agrees well with the statistics from millimeter-wavelength studies. Surveys of protoplanetary disks in star-forming regions with ALMA have found that dust disks in multiple systems with separations less than 200 au tend to be more compact and less massive than the counterparts around single stars, while the influence is marginal in wide binary systems (Akeson et al., 2019, Cox et al., 2017, Manara et al., 2019). The sizes of gas disks in multiple systems are consistent with predictions from tidal truncation by companions (Rota et al., 2022). Studies by Rosotti & Clarke (2018), Zagaria et al. (2021a,b) suggested that disks perturbed by close companions undergo faster gas and dust evolution than those around single stars. Therefore the disk lifetime may not be long enough to form planets in close binaries.

As a consequence of the various extents of binary-disk interactions, the planet formation in stellar multiple systems likely has diverse outcomes. The formation and survival of planets in close binaries are expectedly rare, subject to the tidal truncation of disks and the later excitation of high eccentricities. Although there are systems like CHX 22 with late-stage infall that may potentially form secondary circumbinary disks, they are probably far from massive enough for efficient planet formation. The stellar multiplicity rate of planet-hosting stars is suggested to be lower than field stars for close companion separations (< 50 au), providing evidence of suppressed planet formation in systems with close-in companions (Kraus et al., 2016, Wang et al., 2014a,b). The statistics are consistent with the expectation from disk observations.

For binary systems with wide separations, the opportunity for planet formation is not significantly undermined. Statistical analyses tend to find no evidence for distinguishable planet occurrence or distribution of planet properties between single and binary systems (Bonavita & Desidera, 2007, Horch et al., 2014, Ngo et al., 2017). This agrees well with our observations of non-disturbed circumprimary disks, for instance, HP Cha, where the planet formation is expected to be not different from that around single stars. On the other hand, there is growing evidence that giant planet formation may be boosted in wide binaries (Fontanive et al., 2019, Ngo et al., 2016). Studies on planetesimal dynamics in highly inclined ($i > 30$ deg) binary systems suggest that despite the truncation of disks, the planetesimals could pile up within the stability radius to allow for planet formation (Batygin et al., 2011, Xie et al., 2011). Moreover, the presence of stellar companions or planets may induce substructures that assist to concentrate dust particles, resulting in efficient

streaming instability and formation of planetary embryos (Baehr et al., 2022, Johansen & Youdin, 2007). We argue that the formation of a planetary object in such a disturbed disk is indeed likely given the ring-like feature we identified in S CrA which may be caused by an unseen embedded object. The stellar companion could also play an important role in the dynamical evolution of planetary embryos after the dispersion of the gas disk. The further growth of embryos to terrestrial planets could be enhanced in binary systems with intermediate separation (Zhang et al., 2018). Consequently, planet formation may even be enhanced in favorable circumstances. Future observations of newborn planets in binary systems such as S CrA and HP Cha will provide insights into the processes.

6.6 Conclusion

We presented the detection of circumstellar dust in three multiple systems, CHX 22, S CrA, and HP Cha, using polarimetric differential imaging with SPHERE/IRDIS. Combining the disk morphology with constraints on the age and binary orbits, we unraveled the evolution history and the impact of the stellar companions on the disks.

- The dust in CHX 22 forms an extended tail-like structure surrounding the close binary. Considering the likely bound orbit of the companion and the age of the system, we suggest that the dust tail may be secondary material resulting from a late-stage cloud capture event, instead of being relics from the stellar flyby or tidal truncation. The primordial disk in the binary has probably dispersed or been significantly truncated via the interaction with the close companion.
- The violent interaction between disk and binary is well captured in S CrA showing intricate disk structures as a consequence of perturbations by the companion with a moderately eccentric orbit. We presented evidence for a ring and spiral features in the disk. While the spirals are consistent with perturbations from the known stellar companion, the ring-like feature would require other mechanisms such as a second (lower mass) perturber in the system. The circumsecondary disk is truncating the primary disk, and material is transferred via a streamer connecting both disks.
- In contrast, HP Cha with a larger binary separation shows a less fierce interaction. We detected a regularly shaped disk around the primary with a tenuous streamer feeding material towards the nebulous disk around the companions.

The comparison of the three systems (spanning a wide range of binary separation from 50 to 500 au) illustrates the decreasing influence on disk structure and evolution with the distance of companions. It implies that planet formation in disks is likely obstructed around close binary systems, while barely undermined in wide binaries, which agrees with the statistical analyses of disk census and exoplanet population in binaries.

6.A Morphology of disks in S CrA

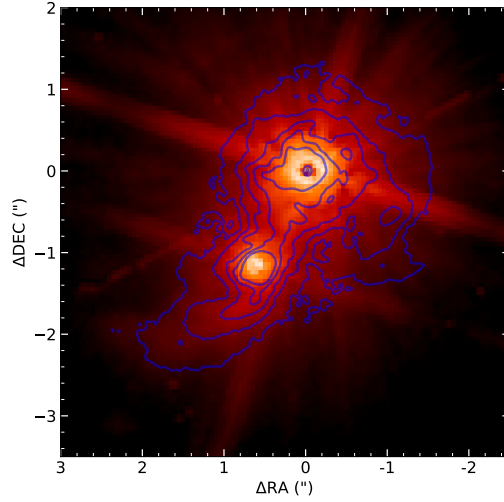


Figure 6.7: HST observations of S CrA. The blue contour delineates the flux level of $[5, 10, 20, 40, 80]\sigma$ in the SPHERE PI image, where σ is the standard deviation as measured in the image background.

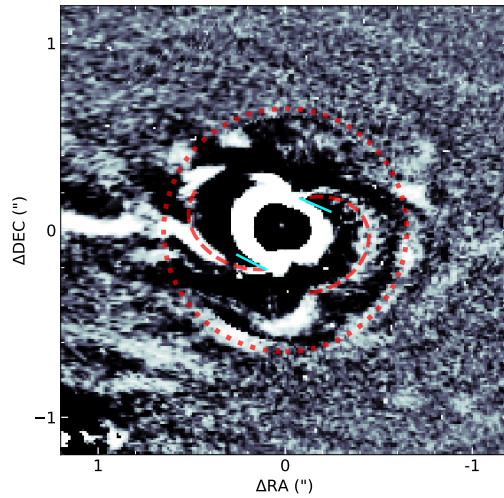


Figure 6.8: Deprojected PI image of S CrA assuming a disk inclination of 57 deg. The ring and spirals are delineated in red dashed lines. The pitch angle of spirals is estimated to be ~ 30 deg.

6.B SPHERE ADI imaging of the system S CrA

We performed a data reduction for the ADI images of the system around S CrA. To process the data we used a custom routine to perform background subtraction, flat-fielding, centering of the images, and the VIP code (Gomez Gonzalez et al., 2017) to perform the principal component analysis (PCA) to get the final images and contrast. The 5σ contrast was calculated with the VIP code as the $\sigma \times \text{noise}$ of the ADI image divided for the throughput. The calculation takes into account the small sample statistics correction presented in Mawet et al. (2014).

In the final processed image the stellar binary companion is clearly visible in the FoV, very saturated in the images. Also, three very likely background companion candidates (cc) are visible in the FoV (see Fig. 6.9). We report in Table 6.6 their coordinates. To calculate the astrometry we applied the same routines presented in Zurlo et al. (2021, 2020). Further high-contrast imaging follow-up of the system will confirm the nature of the stars identified.

To calculate the mass limits for putative sub-stellar companions in the system, we used the contrast curves calculated for the PCA image, shown in Fig. 6.10 and used the COND evolutionary models for substellar companions as presented in Baraffe et al. (2003, 2015). The age for the system used in the analysis is 1 Myr.




Figure 6.9: PCA image of S CrA with two principal components subtracted.

Table 6.6: Astrometric positions for the 3 (putative background) companion candidates identified in the ADI images.

Object	ΔRA (mas)	ΔDec (mas)
cc 1	-4010 ± 5	-172 ± 5
cc 2	-544 ± 5	3232 ± 5
cc 3	3632 ± 5	1829 ± 5

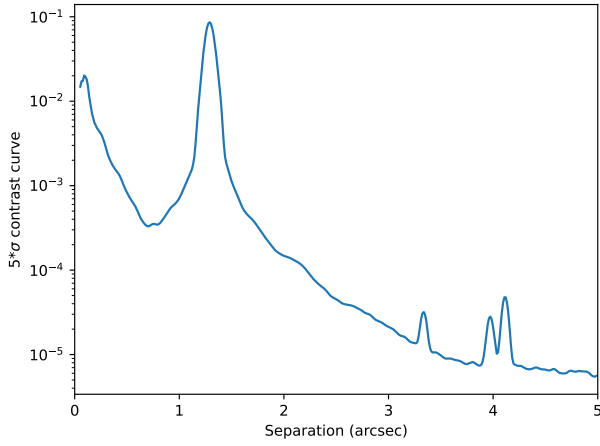


Figure 6.10: Contrast curve at 5σ -level for the ADI image of the system S CrA.

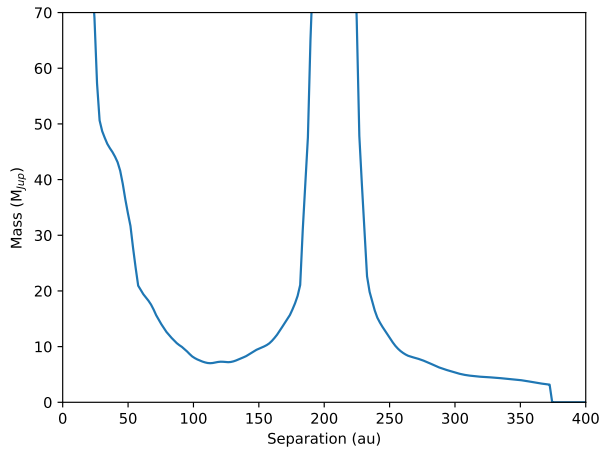


Figure 6.11: Mass limits for companions around the star S CrA, calculated from the contrast curve in Fig. 6.10.

6.C Orbit fitting for CHX 22 with the possibility of unbound orbits

We present in Fig. 6.12 the orbital fitting results for CHX 22 using the universal Keplerian variable code by Beust et al. (2016). This code allows for assessing unbound orbits in contrast to the analysis shown in 6.4.2.

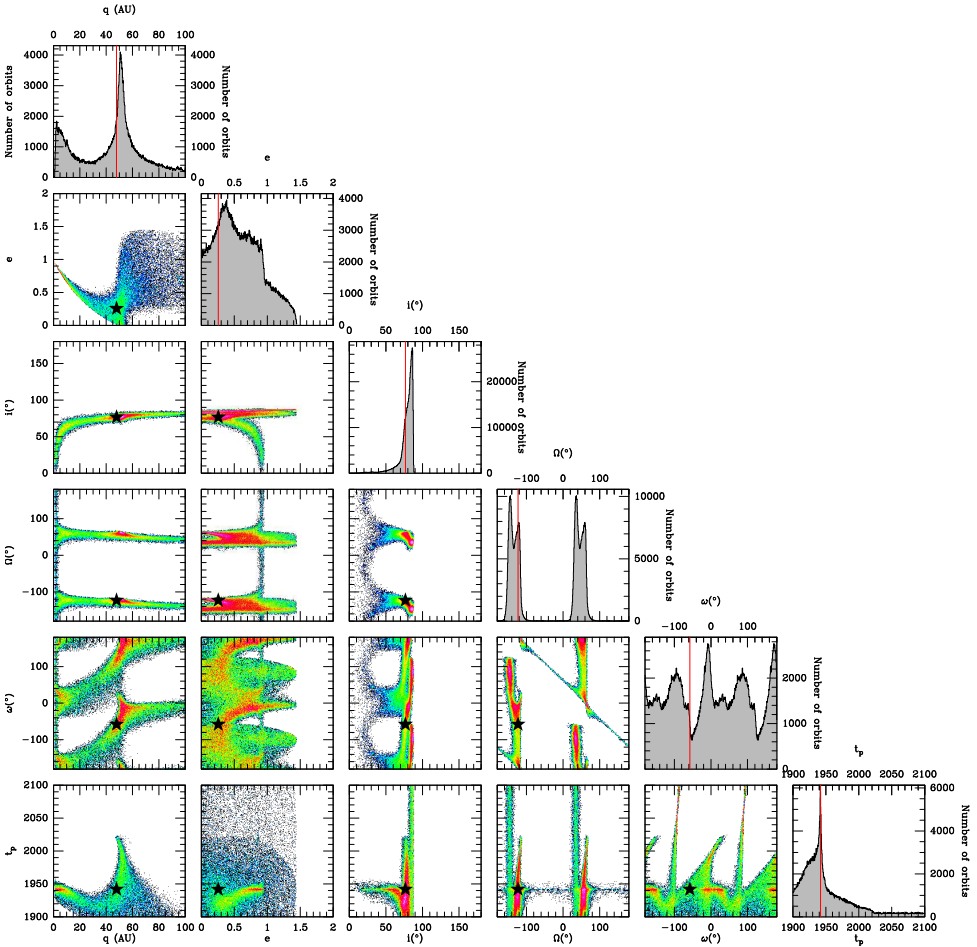


Figure 6.12: Posterior distributions of orbital elements of the close companion in CHX 22 using the universal Keplerian variable code by Beust et al. (2016), with the possibility of unbound orbits ($e > 1$). In all plots, the red bars (for histograms) and the black stars (in correlation maps) stand for the best- χ^2 solution of the posterior distribution. For compatibility with unbound solutions, the first variable fitted is the periastron q instead of the semi-major axis a . The 180° periodicity of distributions of the longitude of ascending node (Ω) and the argument of periastron (ω) is a degeneracy inherent to the astrometric fit with no radial velocity data.

6.D SPHERE and ALMA data overlay

We present in Fig. 6.13 the overlay of the scattered-light image and channel maps of ALMA CO emission for HP Cha. The streamer feature seen in scattered light can also be recognized in the gas emission in redshifted channels.




Figure 6.13: SPHERE PI image of HP Cha with the ALMA CO $J=3-2$ channel maps as contours. The contours delineate the flux level of $[3, 5, 10, 50]\sigma$, where σ is the standard deviation as measured in the image background. The contours of channels redshifted relative to the systemic velocity ($\sim 3.8 \text{ km s}^{-1}$) are shown in red, and blueshifted channels are shown in blue.

6.E Coronagraphic images of CHX 22, S CrA, and HP Cha

We present the Stokes Q , U , Q_ϕ , and U_ϕ polarized flux images obtained from SPHERE/IRDIS observations of the three multiple systems in Fig. 6.14, 6.15, and 6.16.

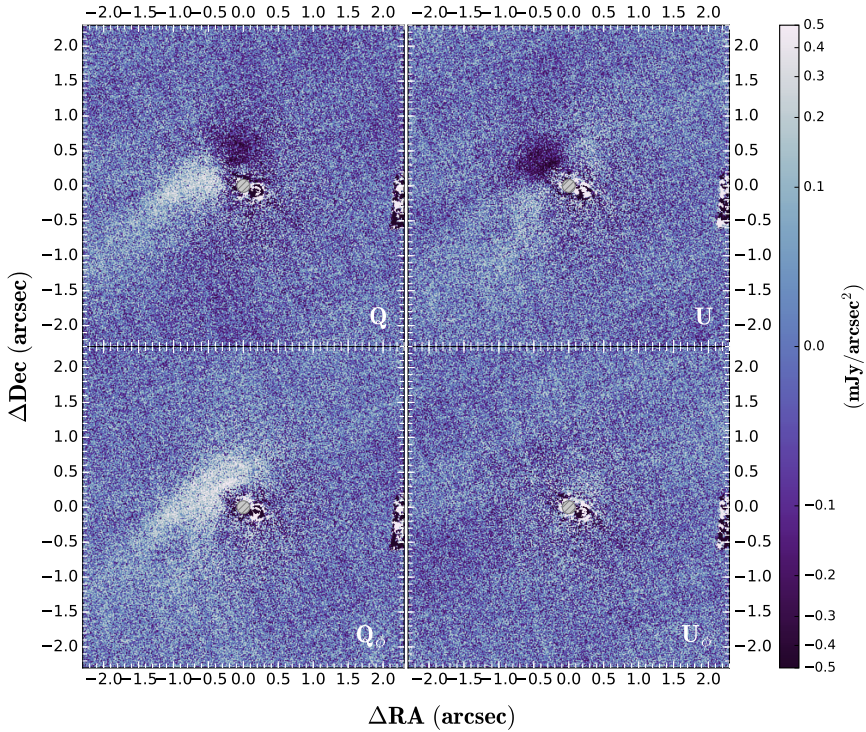


Figure 6.14: Stokes Q , U , Q_ϕ , and U_ϕ polarized flux images of CHX 22 derived from SPHERE/IRDIS observations. The size of the coronagraphic mask is indicated with the grey, hashed circle.

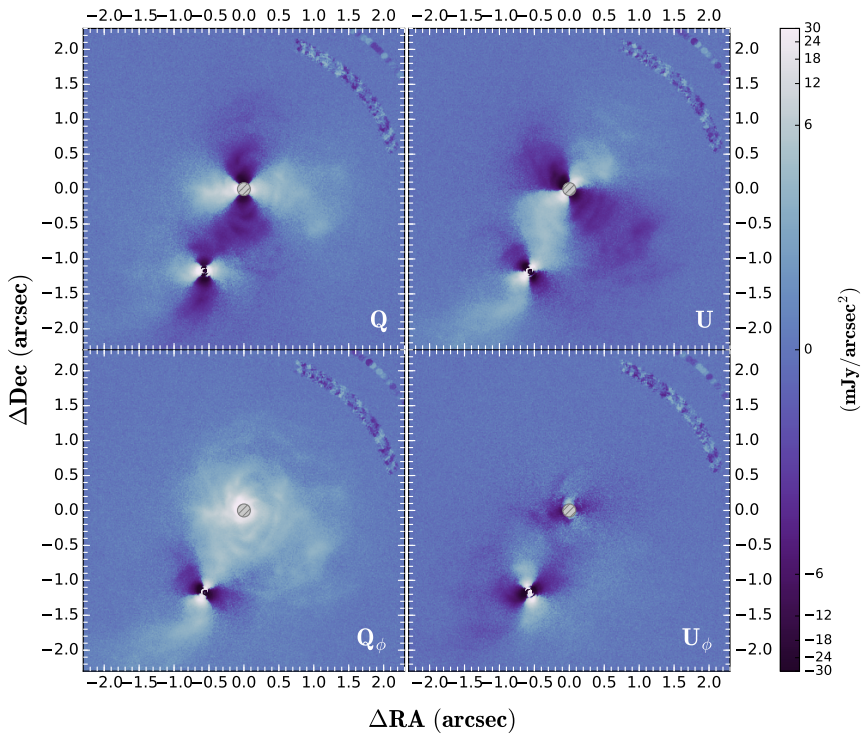


Figure 6.15: Similar as Fig. 6.14, but for S CrA.

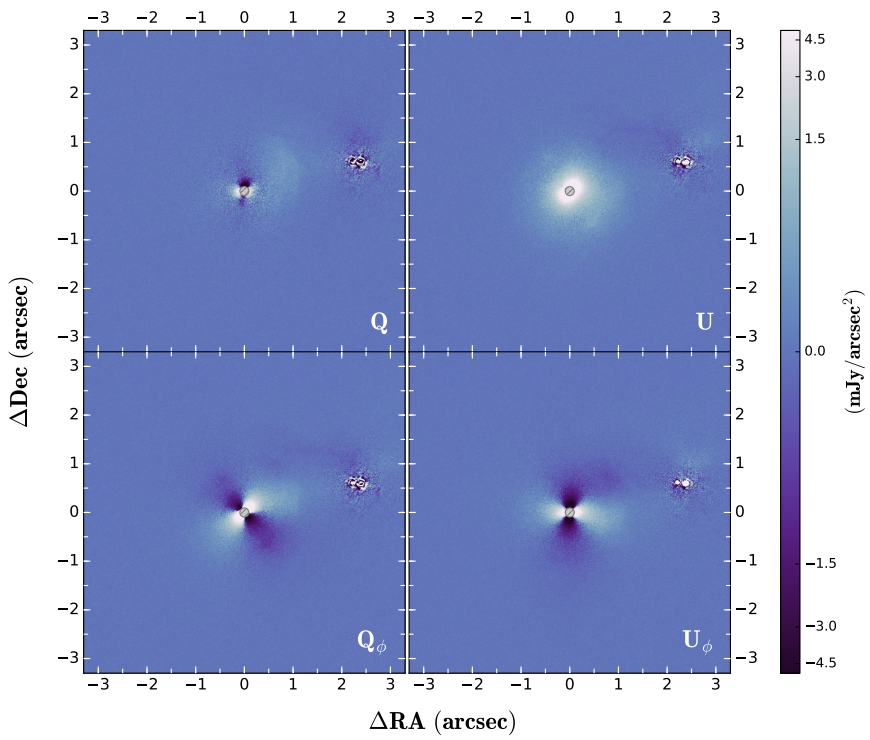


Figure 6.16: Similar as Fig. 6.14, but for HP Cha.