



Universiteit
Leiden
The Netherlands

Author Correction: identification of fungal lignocellulose-degrading biocatalysts secreted by *Phanerochaete chrysosporium* via activity-based protein profiling

Schmerling, C.; Sewald, L.; Heilmann, G.; Witfeld, F.; Begerow, D.; Jensen, K.; ... ; Kaiser, M.

Citation

Schmerling, C., Sewald, L., Heilmann, G., Witfeld, F., Begerow, D., Jensen, K., ... Kaiser, M. (2022). Author Correction: identification of fungal lignocellulose-degrading biocatalysts secreted by *Phanerochaete chrysosporium* via activity-based protein profiling. *Communications Biology*, 5, 1319. doi:10.1038/s42003-022-04290-z

Version: Publisher's Version
License: [Creative Commons CC BY 4.0 license](https://creativecommons.org/licenses/by/4.0/)
Downloaded from: <https://hdl.handle.net/1887/3563099>








Note: To cite this publication please use the final published version (if applicable).



<https://doi.org/10.1038/s42003-022-04290-z>

OPEN

Author Correction: Identification of fungal lignocellulose-degrading biocatalysts secreted by *Phanerochaete chrysosporium* via activity-based protein profiling

Christian Schmerling, Leonard Sewald , Geronimo Heilmann , Frederick Witfeld, Dominik Begerow , Kenneth Jensen , Christopher Bräsen, Farnusch Kaschani , Herman S. Overkleeft, Bettina Siebers  & Markus Kaiser 

Correction to: *Communications Biology* <https://doi.org/10.1038/s42003-022-04141-x>, published online 16 November 2022.

In the original version of the Article, an incorrect additional description of panel b in Figure 1 was included. The following sentence has now been removed:

b Lignocellulose is a complex and recalcitrant polymer built up from cellulose, xylan (hemicellulose), and lignin. Its degradation requires the synergistic action of various different enzymes.

Published online: 01 December 2022



Open Access This article is licensed under a Creative Commons Attribution 4.0 International License, which permits use, sharing, adaptation, distribution and reproduction in any medium or format, as long as you give appropriate credit to the original author(s) and the source, provide a link to the Creative Commons license, and indicate if changes were made. The images or other third party material in this article are included in the article's Creative Commons license, unless indicated otherwise in a credit line to the material. If material is not included in the article's Creative Commons license and your intended use is not permitted by statutory regulation or exceeds the permitted use, you will need to obtain permission directly from the copyright holder. To view a copy of this license, visit <http://creativecommons.org/licenses/by/4.0/>.

© The Author(s) 2022