



Universiteit
Leiden
The Netherlands

Deshima 2.0: rapid redshift surveys and multi-line spectroscopy of dusty galaxies

Rybak, M.; Bakx, T.; Baselmans, J.; Karatsu, K.; Kohno, K.; Takekoshi, T.; ... ; Endo, A.

Citation

Rybak, M., Bakx, T., Baselmans, J., Karatsu, K., Kohno, K., Takekoshi, T., ... Endo, A. (2022). Deshima 2.0: rapid redshift surveys and multi-line spectroscopy of dusty galaxies. *Journal Of Low Temperature Physics*, 209(5-6), 766-778.
doi:10.1007/s10909-022-02730-y

Version: Publisher's Version
License: [Creative Commons CC BY 4.0 license](#)
Downloaded from: <https://hdl.handle.net/1887/3561342>

Note: To cite this publication please use the final published version (if applicable).



Deshima 2.0: Rapid Redshift Surveys and Multi-line Spectroscopy of Dusty Galaxies

M. Rybak^{1,2} · T. Bakx^{3,4} · J. Baselmans^{1,5} · K. Karatsu^{1,5} · K. Kohno^{6,7} · T. Takekoshi^{6,8} · Y. Tamura³ · A. Taniguchi³ · P. van der Werf² · A. Endo¹

Received: 1 November 2021 / Accepted: 8 April 2022 / Published online: 5 May 2022
© The Author(s) 2022

Abstract

We present a feasibility study for the high-redshift galaxy part of the Science Verification Campaign with the 220–440 GHz DESHIMA 2.0 integrated superconducting spectrometer on the ASTE telescope. The first version of the DESHIMA 2.0 chip has been recently manufactured and tested in the lab. Based on these realistic performance measurements, we evaluate potential target samples and prospects for detecting the [CII] and CO emission lines. The planned observations comprise two distinct, but complementary objectives: (1) acquiring spectroscopic redshifts for dusty galaxies selected in far-infrared/mm-wave surveys; (2) multi-line observations to infer physical conditions in dusty galaxies.

Keywords (sub)mm astronomy · Spectroscopy · High-redshift universe · Galaxies · Integrated superconducting spectrometer

✉ M. Rybak
m.rybak@tudelft.nl

- ¹ Faculty of Electrical Engineering, Mathematics and Computer Science, Delft University of Technology, Mekelweg 4, 2628 CD Delft, The Netherlands
- ² Leiden Observatory, Leiden University, Niels Bohrweg 2, 2333 CA Leiden, The Netherlands
- ³ Division of Particle and Astrophysical Science, Graduate School of Science, Nagoya University, Furocho, Chikusa-ku, Nagoya, Aichi 464-8602, Japan
- ⁴ National Astronomical Observatory of Japan, 2-21-1 Osawa, Mitaka, Tokyo 181-8588, Japan
- ⁵ SRON – Netherlands Institute for Space Research, Niels Bohrweg 4, 2333 CA Leiden, The Netherlands
- ⁶ Institute of Astronomy, Graduate School of Science, The University of Tokyo, 2-21-1 Osawa, Mitaka, Tokyo 181-0015, Japan
- ⁷ Research Center for the Early Universe, Graduate School of Science, The University of Tokyo, 7-3-1 Hongo, Bunkyo-ku, Tokyo 113-0033, Japan
- ⁸ Kitami Institute of Technology, 165 Koen-cho, Kitami, Hokkaido 090-8507, Japan

1 Introduction

Throughout cosmic history, more than half of all the stars form in dust-obscured galaxies [1–3]. Due to their massive dust reservoirs, these dusty star-forming galaxies (DSFGs) are often invisible in the optical/near-IR part of the spectrum but bright in the far-infrared (FIR) to (sub)-mm wavelengths. Consequently, thousands of DSFGs have been identified in wide-field continuum surveys in the 0.1–2.0 mm regime [2–4].

However, studies of DSFGs suffer from a considerable *redshift bottleneck*. This is because sub-mm continuum observations probe the Rayleigh-Jeans tail of the dust thermal emission (which peaks at ≥ 1 THz rest-frame) and thus provide only weak constraints on the redshift. Moreover, the optical and near-IR spectroscopy is often inefficient due to the high extinction in DSFGs, particularly in the FIR-brightest sources [2]. However, robust redshifts are a prerequisite for emission line follow-up with interferometers such as ALMA [5].

Consequently, (sub)mm-wave spectroscopy has become the key to obtaining robust spectroscopic redshifts for dusty galaxies at high redshift. This is chiefly through the rotational emission line of ^{12}CO and the fine-structure transition of C^+ , the 158- μm [CII] line (rest-frame frequency $f_0 = 1900.5$ GHz). Typically, these are conducted using heterodyne receivers via spectral scans, requiring multiple instrument tunings.

Alternatively, several dedicated wide-band instruments have been developed: e.g., grating spectrometers such as the now-defunct Z-Spec [6, 7] at the Caltech Submillimeter Observatory (CSO; 190–305 GHz) or wideband heterodyne receivers such as the ZSpectrometer [8] at the Green Bank Telescope (26.5–40 GHz) and the Redshift Search Receiver (RSR [9], 73–111 GHz) on the Large Millimeter Telescope. While these have allowed redshift measurements out to $z \simeq 6$ [10], mainly using the CO emission lines, due to the relative faintness of these lines, such observations are limited to the rare, very bright galaxies. Critically, the bright [CII] fine-structure line—ideal for rapid redshift measurements due to its brightness—is generally beyond the reach of these instruments.

To properly exploit the [CII] line for redshift measurements, wideband spectroscopy must be extended to higher frequencies, i.e. the 350-GHz and 400-GHz atmospheric windows. These frequency bands are particularly promising for spectroscopic confirmation of DSFGs, because the number density of DSFGs (and thus [CII] emitters) peaks between $z = 2 - 4$ [11], corresponding to [CII] being redshifted to 380–600 GHz.

Here, we demonstrate the performance of DESHIMA (DEep Spectroscopic High-redshift MApper), a mm-wave integrated superconducting spectrometer (ISS) [12, 13], which combines superconducting filterbank with an array of microwave kinetic inductance detectors (MKIDs) on a single chip. Several other MKID spectrometers are currently under development, e.g., CONCERTO [14, 15] (130–310 GHz), and Super-Spec [16, 17] (190–310 GHz). DESHIMA's octave-wide bandwidth and high-frequency capability make it ideally suited for rapid redshift measurements.

2 Deshima 2.0: Instrument Description

The DESHIMA 1.0 prototype achieved the first light in 2017 [13, 18]. DESHIMA offered an instantaneous bandwidth of 335–377 GHz with $R \sim 380$. These observations demonstrated the spectroscopy of point sources (post-AGB star IRC+10216 and a merging galaxy pair VV 114) and spectroscopic mapping of extended regions (the Orion KL star-forming region and a nearby galaxy NGC 253). However, the limited chip coupling efficiency ($\sim 2\%$) and large overheads did not allow science-grade observations of high- z DSFGs).

In 2022, an upgraded DESHIMA 2.0 spectrometer will be installed at the ASTE (Atacama Submillimeter Telescope Experiment) 10-meter telescope [19] in the Atacama desert, Chile, at an altitude of 4860 metres. DESHIMA 2.0 will provide an instantaneous frequency coverage of 220–440 GHz at $R \simeq 500$ ($\Delta v \simeq 600$ km/s). Besides the significantly expanded bandwidth, major upgrades between DESHIMA 1.0 and DESHIMA 2.0 include a leaky-lens antenna [20], improved filter design, and a sky-position chopper¹. Together, these upgrades result in a factor 4–8 improvement in sensitivity over DESHIMA 1.0. Further sensitivity improvements could be achieved by explicitly modelling the instrument and atmospheric noise, rather than simply subtracting the on- and off-source spectra [22].

The first version of the DESHIMA 2.0 on-chip filterbank has been recently manufactured and tested in the lab [21]. The filters cover almost the entire target bandwidth, with a mean peak coupling efficiency of 14%, increasing up to 30–50% for some channels (target: $\sim 30\%$). The main source of discrepancy between the current and target sensitivity is uneven channel spacing, which reduces the coupling efficiency of individual channels.

In Fig. 1, we show the current and target DESHIMA 2.0 sensitivity compared to Z-Spec [23] at the CSO on Mauna Kea, and the current suite of receivers on the 12-m Atacama Pathfinder EXperiment (APEX) telescope². Compared to the Z-Spec, DESHIMA 2.0 has is 1.5–2.0 \times less sensitive at a given precipitable water vapor (PWV) value. However, ASTE has more favourable weather conditions (PWV = 0.6 mm corresponds to the top 25th annual percentile for ASTE, but only the 10th percentile for Mauna Kea [24]). DESHIMA 2.0 is thus competitive with Z-Spec, with the added advantage of covering the 305–440 GHz range.

Compared to APEX, DESHIMA 2.0 is currently 4–5 \times less sensitive; further improvements might reduce this discrepancy by a factor of 2. At that point, science goals that would require four or more APEX tunings will be more economically achieved with DESHIMA 2.0. For such applications, DESHIMA 2.0 will be directly competitive with APEX.

¹ For a detailed summary, see the contribution by Taniguchi et al., in this volume [21].

² nFLASH230, SEPIA345, nFLASH460. The sensitivity calculations are based on <https://www.apex-telescope.org/heterodyne/calculator/ns/index.php>.

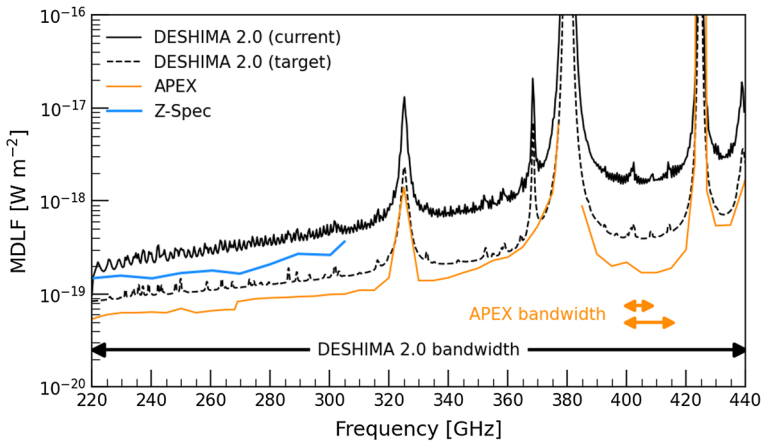


Fig. 1 5σ minimum detectable line flux (MDLF) for a 600 km/s wide line for the current and target DESHIMA 2.0 sensitivity [21], compared to the Z-Spec [23] and the current suite of APEX receivers. For all instruments, we assume PWV = 0.6 mm, target elevation of 60 deg and on-source time of 3.6 hr per tuning. The instantaneous bandwidth of DESHIMA 2.0 corresponds to 20 APEX tunings (APEX bandwidth = 8.0–15.8 GHz, depending on the receiver) (Color figure online)

3 Deshima 2.0: Science Verification Campaign Targets

The primary targets for DESHIMA are DSFGs with large apparent FIR luminosity (i.e. $L_{8-1100\mu\text{m}}$ of few $\times 10^{13} L_{\odot}$), many of which are strongly gravitationally lensed. In fact, hundreds of strongly lensed dusty galaxies were discovered in wide-field continuum surveys at FIR and sub-mm wavelengths with *Herschel* [25–27] and *Planck* satellites [28] and the South Pole Telescope [29] (SPT).

Fig. 2 shows the redshift and apparent FIR luminosity distribution of DSFGs from the SPT and *Planck* samples (virtually all with spectroscopic redshifts) and the *Herschel*-selected high/low-redshift samples. For comparison, we show the limiting FIR luminosity of sources for which the CO (5–4), (10–9), (13–12) and the [CII] line can be detected at 5σ level in 5-hr on source (~ 12 hr total with overheads). These are based on empirical CO–FIR relations from Kamezetzky et al. [30] for CO (5–4), Greve et al. [31] for CO (10–9) and (13–12), and $L_{\text{[CII]}}/L_{\text{FIR}}$ ratio of 10^{-3} , typical for DSFGs [32, 33]. The CO (and [CII]) luminosities in individual galaxies can deviate from these trends by up to 1 dex [30, 31, 34, 35]; large-sample surveys with DESHIMA 2.0 will further constrain the range of CO excitation in DSFGs.

3.1 Spectroscopic Redshifts for Bright *Herschel*-Selected Galaxies

One of the primary aims of the DESHIMA 2.0 Science Verification Campaign is to demonstrate the rapid redshift acquisition capability. The atmospheric windows and bandwidth of DESHIMA offer two promising regions for efficient redshift searches.

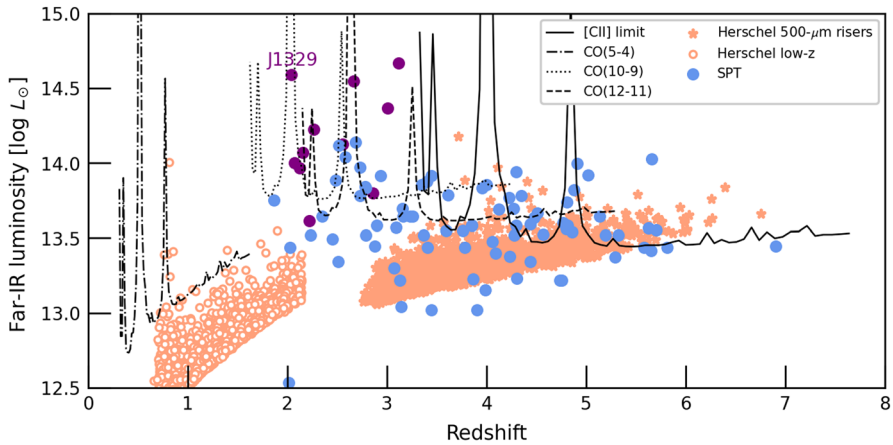


Fig. 2 Distribution of redshift and apparent FIR luminosity of bright DSFGs from the SPT, *Planck* and the *Herschel* surveys, compared to the current DESHIMA 2.0 sensitivity. The black lines indicate the 5σ detection limits for the CO(5–4), (10–9), (12–11), and [CII] emission from individual sources, assuming empirical CO-FIR ratios [30, 31] and a [CII]/FIR ratio of 10^{-3} . We assume 12-hr observations at $\text{PWV} = 1.0$ mm, i.e. less than two median observing nights. Galaxies at $z \leq 3.3$ have the [CII] line outside DESHIMA 2.0 frequency coverage, but will be prime targets for multi-line spectroscopy. We highlight J1329+2243—a very bright $z = 2.05$ lensed DSFGs, a simulated spectrum for which is presented in Fig. 3 (Color figure online)

Firstly, at lower-redshift ($z \sim 0.5 - 2.0$), the large bandwidth of DESHIMA offers multiple-line detections of galaxies. Counterintuitively, finding robust redshifts of lower-redshift dust-obscured galaxies is challenging. While the spectral lines suffer less from the cosmological dimming, wider bandwidths are necessary to cover the entire possible redshift space. In addition, the SPT and *Planck* surveys select DSFGs at $z \gtrsim 2$, while *Herschel* redshift follow-up prioritises high- z targets. The *Herschel* catalogues have thus left ~ 4000 $z \sim 1$ targets unexplored. As $z \leq 1$ DSFGs have low lensing probability [36], this sample presents a population of intrinsically-bright galaxies after the peak of the cosmic star-forming activity [1], i.e. when galaxy-wide quenching should be in full effect. DESHIMA’s 220-GHz bandwidth will allow fast redshift acquisition for these sources, removing degeneracies in redshift due to the wide spacing of the CO lines at low redshift [37].

As for the high-redshift end, while most bright DSFGs have secure spectroscopic redshifts, a large population of DSFGs with lower apparent luminosities remains unexplored. Namely, the ≥ 1000 deg^2 *Herschel* footprint [38, 39] provides a sample of ≈ 2000 “500- μm risers”: DSFGs with flux density peaking at/beyond 500- μm . A 500- μm rising colour selection, relative to 250 and 350 μm , promises to select the highest-redshift *Herschel* candidates [40], with $z_{\text{phot}} \geq 3.5$. A major advantage of DESHIMA 2.0 is the wideband spectroscopy in the 385–440 GHz band (interrupted by the 425-GHz telluric line), corresponding to the lower half of ALMA Band 8. This enables [CII] observations at $z = 3.3 - 3.9$, the epoch when the [CII] luminosity function is predicted to peak [11].

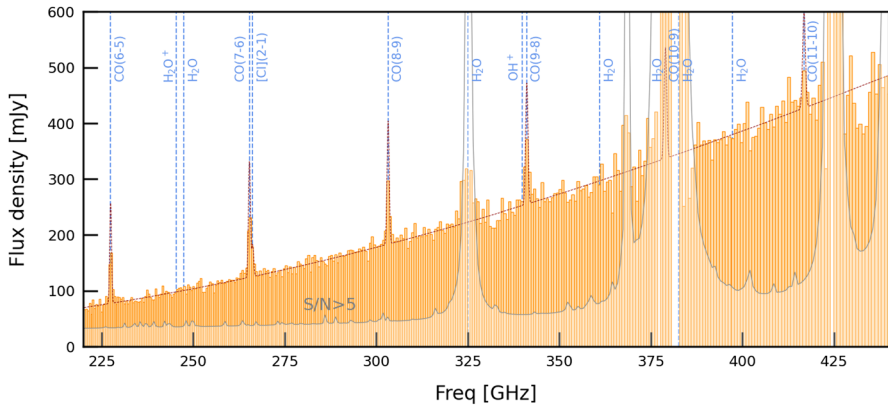


Fig. 3 A simulated DESHIMA 2.0 observation of J1329+2243, assuming 3 hours on-source at 40 deg elevation and PWV = 0.6 mm. The orange bars show the response for each channel. The red line shows the input spectrum based on existing observations [35]. The grey line denotes the $S/N = 5$ threshold for each channel; increasing the on-source time will move the grey line downwards. We expect to detect four CO rotational lines; our observations will also additional spectral lines—a key discovery space for DESHIMA 2.0 (Color figure online)

We expect to invest a total of 400 hr for both the low- and high-redshift goal (200 hr per goal); this should yield robust redshifts for $\sim 15 - 20$ galaxies each.

3.2 Multi-line Spectroscopy of Bright Lensed DSFGs

In addition to measuring redshifts, mm-wave spectroscopy provides critical insights into the physical conditions in DSFGs. Namely, observations of multiple chemical species (e.g., CO, C^+ , C, O, dust continuum) can be linked to the underlying physical conditions (e.g., gas density and temperature, irradiation, turbulence) using chemical and radiative transfer modelling. For example, the [CII] 158- μm line is a sensitive probe of the far-UV irradiation. The excitation of CO rotational lines is primarily driven by gas density [41, 42], but the $J_{\text{upper}} \geq 8$ CO lines are sensitive to non-thermal gas excitation, such as heating by X-rays and cosmic rays or turbulence, which might be significant in intensely star-forming DSFGs. Indeed, recent studies point towards highly excited CO rotational lines in strongly lensed DSFGs [35, 43]. Depending on the complexity of the data, the models can range from static, 1-D gas slabs [44–47] to fully 3-D models [48] and might incorporate time evolution.

DESHIMA's octave-wide bandwidth will allow simultaneous observations of multiple emission lines in the bright DSFGs. Such multi-line spectroscopy is critical for constraining different physical properties. However, previous studies with wide-band spectrometers such as Z-Spec were limited to a handful of very bright sources [49–51]; DESHIMA 2.0 will expand this approach to a much larger sample of DSFGs. In particular, with the exception of the brightest *Planck*-selected sources, the high-excitation CO emission in DSFGs remains almost completely unexplored. DESHIMA 2.0 should detect the high- J CO lines in the bright *Planck* and SPT DSFGs in only a few hours on-source.

As a demonstration, Fig. 3 shows a simulated spectrum of J1329+ 2243, the most FIR-luminous source at $z \geq 3$ from the samples considered in Fig. 2, with extensive archival CO observations [35]. We adopt a nominal chip design with 347 frequency channels spanning the 220–440 GHz range ($R = 500$). The response function of individual filters follows a Lorentzian profile with a peak coupling efficiency of 13.6% (based on the laboratory tests of the DESHIMA 2.0 chip) We assume PWV = 0.6 mm, source elevation of 40 degrees, and a total on-source time of 3 hr. Even with such a short integration, we expect robust detections of multiple CO lines. Moreover, we will cover the potentially bright H_2O and H_2O^+ lines.

Finally, we note that due to the relatively low spectral resolution ($R \sim 500$), several emission lines might blend together: particularly CO(7–6) and [CI](2–1) (rest-frame frequency separation $\Delta f_0 = 2.69$ GHz, $\Delta v \sim 1000$ km/s) and CO(9–8) and OH^+ ($\Delta f_0 = 3.86$ GHz, $\Delta v \sim 1100$ km/s). The latter pair is particularly susceptible to blending as OH^+ often traces the out-/in-flowing gas and might be seen in absorption [43, 52]; consequently, the CO(9–8) flux measured from $R \sim 500$ spectra might be significantly over/underestimated.

4 Conclusions

We have presented the high-redshift extragalactic science case for the DESHIMA 2.0 integrated superconducting spectrometer, which will be mounted at the 10-m ASTE telescope in 2022. Thanks to its combination of an octave-wide bandwidth, access to high frequencies and competitive sensitivity, DESHIMA 2.0 will allow science-grade observations of high-redshift galaxies. The first integrated chip has been manufactured and tested in the lab. In terms of sensitivity, DESHIMA 2.0 is already competitive with the Z-Spec grating spectrometer, and might become competitive with APEX.

The upcoming Science Verification Campaign will: (1) measure redshifts for ~ 30 *Herschel*-selected galaxies at $z \sim 1$ and $z \geq 4$; (2) obtain multi-line spectroscopy of 5–10 strongly lensed DSFGs to study the physical conditions in these extreme sources. These figures are conservative; with further sensitivity improvements, the campaign can be expanded significantly. These DESHIMA 2.0 observations will pave the way for future large-scale spectroscopic campaigns with ultra-wideband, multi-pixel MKID spectrometers [53] on, e.g., the planned 50-m AtLAST telescope [54] which will determine redshifts and physical properties of thousands of DSFGs.

Acknowledgements M. R. is supported by the NWO Veni project “Under the lens” (VI.Veni.202.225). J. B. is supported by the European Research Council ERC (ERC-CoG-2014 - Proposal #648135 MOSAIC). Y. T. and T. B. are supported by NAOJ ALMA Scientific Research (Grant No. 2018-09B). T. T. was supported by MEXT Leading Initiative for Excellent Young Researchers (Grant No. JPMXS0320200188). The ASTE telescope is operated by the National Astronomical Observatory of Japan (NAOJ).

Open Access This article is licensed under a Creative Commons Attribution 4.0 International License, which permits use, sharing, adaptation, distribution and reproduction in any medium or format, as long as you give appropriate credit to the original author(s) and the source, provide a link to the Creative Commons licence, and indicate if changes were made. The images or other third party material in this article are included in the article’s Creative Commons licence, unless indicated otherwise in a credit line

to the material. If material is not included in the article's Creative Commons licence and your intended use is not permitted by statutory regulation or exceeds the permitted use, you will need to obtain permission directly from the copyright holder. To view a copy of this licence, visit <http://creativecommons.org/licenses/by/4.0/>.

References

1. P. Madau, M. Dickinson, Cosmic star-formation history. *ARA&A* **52**, 415–486 (2014). <https://doi.org/10.1146/annurev-astro-081811-125615>
2. C.M. Casey, D. Narayanan, A. Cooray, Dusty star-forming galaxies at high redshift. *Phys. Rep.* **541**, 45–161 (2014). <https://doi.org/10.1016/j.physrep.2014.02.009>
3. J.A. Zavala, C.M. Casey, S.M. Manning, M. Aravena, M. Bethermin, K.I. Caputi, D.L. Clements, E. da Cunha, P. Drew, S.L. Finkelstein, S. Fujimoto, C. Hayward, J. Hodge, J.S. Kartaltepe, K. Knudsen, A.M. Koekemoer, A.S. Long, G.E. Magdis, A.W.S. Man, G. Popping, D. Sanders, N. Scoville, K. Sheth, J. Staguhn, S. Toft, E. Treister, J.D. Vieira, M.S. Yun, The evolution of the IR luminosity function and dust-obscured star formation over the past 13 billion years. *ApJ* **909**(2), 165 (2021). <https://doi.org/10.3847/1538-4357/abdb27>
4. J.E. Geach, J.S. Dunlop, M. Halpern, I. Smail, P. van der Werf, D.M. Alexander, O. Almaini, I. Aretxaga, V. Arumugam, V. Asboth, M. Banerji, J. Beanlands, P.N. Best, A.W. Blain, M. Birkinshaw, E.L. Chapin, S.C. Chapman, C.-C. Chen, A. Chrysostomou, C. Clarke, D.L. Clements, C. Conselice, K.E.K. Coppin, W.I. Cowley, A.L.R. Danielson, S. Eales, A.C. Edge, D. Farrah, A. Gibb, C.M. Harrison, N.K. Hine, D. Hughes, R.J. Ivison, M. Jarvis, T. Jenness, S.F. Jones, A. Karim, M. Koprowski, K.K. Knudsen, C.G. Lacey, T. Mackenzie, G. Marsden, K. McAlpine, R. McMahon, R. Meijerink, M.J. Michałowski, S.J. Oliver, M.J. Page, J.A. Peacock, D. Rigopoulou, E.I. Robson, I. Roseboom, K. Rotermund, D. Scott, S. Serjeant, C. Simpson, J.M. Simpson, D.J.B. Smith, M. Spaans, F. Stanley, J.A. Stevens, A.M. Swinbank, T. Targett, A.P. Thomson, E. Valiante, D.A. Wake, T.M.A. Webb, C. Willott, J.A. Zavala, M. Zemcov, The SCUBA-2 cosmology legacy survey: 850 μm maps, catalogues and number counts. *Mon Not R Astronom Soc* **465**(2), 1789–1806 (2016)
5. J.A. Hodge, E. da Cunha, High-redshift star formation in the Atacama large millimetre/submillimetre array era. *R. Soc. Open Sci.* **7**(12), 200556 (2020). <https://doi.org/10.1098/rsos.200556>
6. B.J. Naylor, P.A.R. Ade, J.J. Bock, C.M. Bradford, M. Dragovan, L. Duband, L. Earle, J. Glenn, H. Matsuhara, H. Nguyen, M. Yun, J. Zmuidzinas, Z-Spec: a broadband direct-detection millimeter-wave spectrometer, in *Millimeter and Submillimeter Detectors for Astronomy*, ed. by T. Phillips, J. Zmuidzinas (International Society for Optics and Photonics, SPIE, 2003), vol 4855, pp 239–248. <https://doi.org/10.1117/12.459419>
7. C.M. Bradford, P.A.R. Ade, J.E. Aguirre, J.J. Bock, M. Dragovan, L. Duband, L. Earle, J. Glenn, H. Matsuhara, B.J. Naylor, H.T. Nguyen, M. Yun, J.Zmuidzinas, Z-Spec: a broadband millimeter-wave grating spectrometer: design, construction, and first cryogenic measurements, in *Society of Photo-Optical Instrumentation Engineers (SPIE) Conference Series*, ed. by C.M. Bradford, P.A.R. Ade, J.E. Aguirre, J.J. Bock, M. Dragovan, L. Duband, L. Earle, J. Glenn, H. Matsuhara, B.J. Naylor, H.T. Nguyen, M. Yun, J.Zmuidzinas (2004), vol. 5498, pp. 257. <https://doi.org/10.1117/12.552182>
8. A.I. Harris, A.J. Baker, P.R. Jewell, K.P. Rauch, S.G. Zonak, K. O'Neil, A.L. Shelton, R.D. Norrod, J. Ray, G. Watts, The zpectrometer: an ultra-wideband spectrometer for the green bank telescope, in *From Z-Machines to ALMA: (sub)Millimeter Spectroscopy of Galaxies*, ed. by A.J. Baker, J. Glenn, A.I. Harris, J.G. Mangum, M.S. Yun (Astronomical Society of the Pacific Conference Series, 2007), vol. 375, p. 82
9. N. Erickson, G. Narayanan, R. Goeller, R. Grosslei., An Ultra-Wideband Receiver and Spectrometer for 74–110 GHz, in *From Z-Machines to ALMA: (Sub)Millimeter Spectroscopy of Galaxies*, ed. by, A. J. Baker, J. Glenn, A. I. Harris, J. G. Mangum, M. S. Yun (Astronomical Society of the Pacific Conference Series, 2007), vol. 375, p. 71
10. J.A. Zavala, A. Montaña, D.H. Hughes, M.S. Yun, R.J. Ivison, E. Valiante, D. Wilner, J. Spilker, I.Aretxaga, S. Eales, V. Avila-Reese, M. Chávez, A. Cooray, H. Dannerbauer, J.S. Dunlop, L. Dunne, A.I. Gómez-Ruiz, M.J. Michałowski, G. Narayanan, H. Nayyeri, I. Oteo, D.R. González, D. Sánchez-Argüelles, F.P. Schloerb, S. Serjeant, M.W.L. Smith, E. Terlevich, O. Vega, A. Villalba, P.

- van der Werf, G.W. Wilson, M. Zeballos, A dusty star-forming galaxy at $z = 6$ revealed by strong gravitational lensing. *Nat. Astron.* **2**, 56–62 (2018). <https://doi.org/10.1038/s41550-017-0297-8>
11. G. Popping, E. van Kampen, R. Decarli, M. Spaans, R.S. Somerville, S.C. Trager, Sub-mm emission line deep fields: CO and [CII] luminosity functions out to $z = 6$. *MNRAS* **461**(1), 93–110 (2016). <https://doi.org/10.1093/mnras/stw1323>
 12. A. Endo, K. Karatsu, A.P. Laguna, B. Mirzaei, R. Huiting, D.J. Thoen, V. Murugesan, S.J.C. Yates, J. Bueno, N. van Marrewijk, S. Bosma, O. Yurduseven, N. Llombart, J. Suzuki, M. Naruse, P.J. de Visser, P.P. van der Werf, T.M. Klapwijk, J.J.A. Baselmans, Wideband on-chip terahertz spectrometer based on a superconducting filterbank. *J. Astron. Telesc. Instrum. Syst.* **5**, 035004 (2019). <https://doi.org/10.1117/1.JATIS.5.3.035004>
 13. A. Endo, K. Karatsu, Y. Tamura, T. Oshima, A. Taniguchi, T. Takekoshi, S. Asayama, T.J.L.C. Bakx, S. Bosma, J. Bueno, K.W. Chin, Y. Fujii, K. Fujita, R. Huiting, S. Ikarashi, T. Ishida, S. Ishii, R. Kawabe, T.M. Klapwijk, K. Kohno, A. Kouchi, N. Llombart, J. Maekawa, V. Murugesan, S. Nakatsubo, M. Naruse, K. Ohtawara, A.P. Laguna, J. Suzuki, K. Suzuki, D.J. Thoen, T. Tsukagoshi, T. Ueda, P.J. de Visser, P.P. van der Werf, S.J.C. Yates, Y. Yoshimura, O. Yurduseven, J.J.A. Baselmans, First light demonstration of the integrated superconducting spectrometer. *Nat. Astron.* **3**, 989–996 (2019). <https://doi.org/10.1038/s41550-019-0850-8>
 14. A. Monfardini, A. Beelen, A. Benoit, J. Bounmy, M. Calvo, A. Catalano, J. Goupy, G. Lagache, P. Ade, E. Barria, M. Bethermin, O. Bourrion, G. Bres, C. De Breuck, F.X. Desert, G. Duvauchelle, A. Fasano, T. Fenouillet, J. Garcia, G. Garde, C. Hoarau, W. Hu, J.C. Lambert, F. Levy-Bertrand, A. Lundgren, J. Macias-Perez, J. Marpaud, G. Pisano, N. Ponthieu, L. Prieur, S. Roni, S. Roudier, D. Tourres, C. Tucker, M. Cantzler, P. Caro, M. Diaz, C. Duran, F. Montenegro, M. Navarro, R. Olguin, F. Palma, R. Parra, J. Santana, CONCERTO at APEX: installation and technical commissioning (2021). [arXiv:2106.14028](https://arxiv.org/abs/2106.14028)
 15. A. Catalano, P. Ade, M. Aravena, E. Barria, A. Beelen, A. Benoit, M. Béthermin, J. Bounmy, O. Bourrion, G. Bres, C. De Breuck, M. Calvo, F.X. Désert, C. A Durán, G. Duvauchelle, L. Eraud, A. Fasano, T. Fenouillet, J. Garcia, G. Garde, J. Goupy, C. Groppi, C. Hoarau, W. Hu, G. Lagache, J.C. Lambert, J.P. Leggeri, F. Levy-Bertrand, J. Macias-Pérez, H. Mani, J. Marpaud, M. Marton, P. Mauskopf, A. Monfardini, G. Pisano, N. Ponthieu, L. Prieur, G. Raffin, S. Roni, S. Roudier, D. Tourres, C. Tucker, L. Vivargent, CONCERTO at APEX: Installation and first phase of on-sky commissioning (2021). [arXiv:2110.14984](https://arxiv.org/abs/2110.14984)
 16. E. Shirokoff, P.S. Barry, C.M. Bradford, G. Chattopadhyay, P. Day, S. Doyle, S. Hailey-Dunsheath, M.I. Hollister, A. Kovács, C. McKeeney, et al., Mkid development for superspec: an on-chip, mm-wave, filter-bank spectrometer. Millimeter, submillimeter, and far-infrared detectors and instrumentation for astronomy VI (2012). <https://doi.org/10.1117/12.927070>
 17. K.S. Karkare, P.S. Barry, C.M. Bradford, S. Chapman, S. Doyle, J. Glenn, S. Gordon, S. Hailey-Dunsheath, R.M.J. Janssen, A. Kovács, et al., Full-array noise performance of deployment-grade superspec mm-wave on-chip spectrometers. *J. Low Temp. Phys.* **199**(3-4), 849–857 (2020)
 18. T. Takekoshi, K. Karatsu, J. Suzuki, Y. Tamura, T. Oshima, A. Taniguchi, S. Asayama, T.J.L.C. Bakx, J.J.A. Baselmans, S. Bosma, J. Bueno, K.W. Chin, Y. Fujii, K. Fujita, R. Huiting, S. Ikarashi, T. Ishida, S. Ishii, R. Kawabe, T.M. Klapwijk, K. Kohno, A. Kouchi, N. Llombart, J. Maekawa, V. Murugesan, S. Nakatsubo, M. Naruse, K. Ohtawara, A.P. Laguna, K. Suzuki, D.J. Thoen, T. Tsukagoshi, T. Ueda, P.J. de Visser, P.P. van der Werf, S.J.C. Yates, Y. Yoshimura, O. Yurduseven, A. Endo, DESHIMA on ASTE: on-sky responsivity calibration of the integrated superconducting spectrometer. *J. Low Temp. Phys.* **199**(1–2), 231–239 (2020). <https://doi.org/10.1007/s10909-020-02338-0>
 19. H. Ezawa, R. Kawabe, K. Kohno, S. Yamamoto, The atacama submillimeter telescope experiment (ASTE), in *Ground-Based Telescopes*, ed. by J.M. Oschmann Jr. (International Society for Optics and Photonics, SPIE, 2004), vol. 5489, pp. 763–772
 20. S. Hähnle, O. Yurduseven, S. van Berkel, N. Llombart, J. Bueno, S.J.C. Yates, V. Murugesan, D.J. Thoen, A. Neto, J.J.A. Baselmans, An ultrawideband leaky lens antenna for broadband spectroscopic imaging applications. *IEEE Trans. Antennas Propag.* **68**(7), 5675–5679 (2020). <https://doi.org/10.1109/TAP.2019.2963563>
 21. A. Taniguchi, T.J.L.C. Bakx, J.J.A. Baselmans, R. Huiting, K. Karatsu, N. Llombart, M. Rybak, T. Takekoshi, Y. Tamura, H. Akamatsu, S. Brackenhoff, J. Bueno, B.T. Buijtenorp, S. Dabironezare, A.-K. Doing, Y. Fujii, K. Fujita, M. Gouwerok, S. Hähnle, T. Ishida, S. Ishii, R. Kawabe, T. Kitayama, K. Kohno, A. Kouchi, J. Maekawa, K. Matsuda, V. Murugesan, S. Nakatsubo, T. Oshima, A.P. Laguna, D.J. Thoen, P.P. van der Werf, Stephen J.C. Yates, A. Endo, DESHIMA 2.0: development

- of an integrated superconducting spectrometer for science-grade astronomical observations (2021a). [arXiv:2110.14656](https://arxiv.org/abs/2110.14656)
22. A. Taniguchi, Y. Tamura, S. Ikeda, T. Takekoshi, R. Kawabe, A data-scientific noise-removal method for efficient submillimeter spectroscopy with single-dish telescopes. *AJ* **162**(3), 111 (2021b). <https://doi.org/10.3847/1538-3881/ac11f7>
 23. H. Inami, M. Bradford, J. Aguirre, L. Earle, B. Naylor, H. Matsuhara, J. Glenn, H. Nguyen, J.J. Bock, J. Zmuidzinas, Y. Ohyama, A broadband millimeter-wave spectrometer Z-spec: sensitivity and ULIRGs. in *Millimeter and Submillimeter Detectors and Instrumentation for Astronomy IV*, ed. by W.D. Duncan, W.S. Holland, S. Withington, J. Zmuidzinas (Society of Photo-Optical Instrumentation Engineers (SPIE) Conference Series, 2008), vol. 7020, p. 70201T. <https://doi.org/10.1117/12.788711>
 24. B. García-Lorenzo, A. Eff-Darwich, J. Castro-Almazán, N. Pinilla-Alonso, C. Muñoz-Tuñón, J.M. Rodríguez-Espinosa, Infrared astronomical characteristics of the Roque de los Muchachos Observatory: precipitable water vapour statistics. *Mon. Not. R. Astron. Soc.* **405**(4): 2683–2696 (2010). <https://doi.org/10.1111/j.1365-2966.2010.16649.x>
 25. M. Negrello, R. Hopwood, G. De Zotti, A. Cooray, A. Verma, J. Bock, D. T. Frayer, M. A. Gurwell, A. Omont, R. Neri, H. Dannerbauer, L.L. Leeuw, E. Barton, J. Cooke, S. Kim, E. da Cunha, G. Rodighiero, P. Cox, D.G. Bonfield, M.J. Jarvis, S. Serjeant, R.J. Ivison, S. Dye, I. Aretxaga, D.H. Hughes, E. Ibar, F. Bertoldi, I. Valtchanov, S. Eales, L. Dunne, S.P. Driver, R. Auld, S. Buttiglione, A. Cava, C.A. Grady, D.L. Clements, A. Dariush, J. Fritz, D. Hill, J. B. Hornbeck, L. Kelvin, G. Lagache, M. Lopez-Caniego, J. Gonzalez-Nuevo, S. Maddox, E. Pascale, M. Pohlen, E.E. Rigby, A. Robotham, C. Simpson, D.J. B. Smith, P. Temi, M.A. Thompson, B.E. Woodgate, D.G. York, J.E. Aguirre, A. Beelen, A. Blain, A.J. Baker, M. Birkinshaw, R. Blundell, C.M. Bradford, D. Burgarella, L. Danese, J.S. Dunlop, S. Fleuren, J. Glenn, A.I. Harris, J. Kamenetzky, R.E. Lupu, R.J. Maddalena, B.F. Madore, P.R. Maloney, H. Matsuhara, M.J. Michałowski, E.J. Murphy, B.J. Naylor, H. Nguyen, C. Popescu, S. Rawlings, D. Rigopoulou, D. Scott, K.S. Scott, M. Seibert, I. Smail, R.J. Tuffs, J.D. Vieira, P.P. van der Werf, J. Zmuidzinas, The detection of a population of submillimeter-bright, strongly lensed galaxies. *Science* **330**(6005), 800 (2010). <https://doi.org/10.1126/science.1193420>
 26. M. Negrello, S. Amber, A. Amvrosiadis, Z.Y. Cai, A. Lapi, J. Gonzalez-Nuevo, G. De Zotti, C. Furlanetto, S. J. Maddox, M. Allen, T. Bakx, R.S. Bussmann, A. Cooray, G. Covone, L. Danese, H. Dannerbauer, H. Fu, J. Greenslade, M. Gurwell, R. Hopwood, L.V.E. Koopmans, N. Napolitano, H. Nayyeri, A. Omont, C. E. Petrillo, D.A. Riechers, S. Serjeant, C. Tortora, E. Valiante, G. Verdoes Kleijn, G. Varnardos, J. L. Wardlow, M. Baes, A. J. Baker, N. Bourne, D. Clements, S. M. Crawford, S. Dye, L. Dunne, S. Eales, R.J. Ivison, L. Marchetti, M. J. Michałowski, M. W. L. Smith, M. Vaccari, P. van der Werf, The Herschel-ATLAS: a sample of 500 μm -selected lensed galaxies over 600 deg^2 . *MNRAS* **465**(3), 3558–3580 (2017). <https://doi.org/10.1093/mnras/stw2911>
 27. J.L. Wardlow, A. Cooray, F. De Bernardis, A. Amblard, V. Arumugam, H. Aussel, A. J. Baker, M. Béthermin, R. Blundell, J. Bock, A. Boselli, C. Bridge, V. Buat, D. Burgarella, R. S. Bussmann, A. Cabrera-Lavers, J. Calanog, J. M. Carpenter, C. M. Casey, N. Castro-Rodríguez, A. Cava, P. Charnial, E. Chapin, S. C. Chapman, D. L. Clements, A. Conley, P. Cox, C.D. Dowell, S. Dye, S. Eales, D. Farrah, P. Ferrero, A. Franceschini, D. T. Frayer, C. Frazer, Hai Fu, R. Gavazzi, J. Glenn, E.A. González Solares, M. Griffin, M. A. Gurwell, A. I. Harris, E. Hatziminaoglou, R. Hopwood, A. Hyde, E. Ibar, R. J. Ivison, S. Kim, G. Lagache, L. Levenson, L. Marchetti, G. Marsden, P. Martínez-Navajas, M. Negrello, R. Neri, H. T. Nguyen, B. O’Halloran, S. J. Oliver, A. Omont, M. J. Page, P. Panuzzo, A. Papageorgiou, C. P. Pearson, I. Pérez-Fournon, M. Pohlen, D. Riechers, D. Rigopoulou, I. G. Roseboom, M. Rowan-Robinson, B. Schulz, D. Scott, N. Scoville, N. Seymour, D. L. Shupe, A. J. Smith, A. Streblynska, A. Strom, M. Symeonidis, M. Trichas, M. Vaccari, J.D. Vieira, M. Viero, L. Wang, C. K. Xu, L. Yan, M. Zemcov, HerMES: candidate gravitationally lensed galaxies and lensing statistics at submillimeter wavelengths. *ApJ* **762**(1), 59 (2013). <https://doi.org/10.1088/0004-637X/762/1/59>
 28. R. Cañameras, N.P.H. Nesvadba, D. Guery, T. McKenzie, S. König, G. Petitpas, H. Dole, B. Frye, I. Flores-Cacho, L. Montier, M. Negrello, A. Beelen, F. Boone, D. Dicken, G. Lagache, E. Le Floch, B. Altieri, M. Béthermin, R. Chary, G. de Zotti, M. Giard, R. Kneissl, M. Krips, S. Malhotra, C. Martinache, A. Omont, E. Pointecouteau, J.L. Puget, D. Scott, G. Soucail, I. Valtchanov, N. Welikala, L. Yan, Planck’s dusty GEMS: the brightest gravitationally lensed galaxies discovered with the Planck all-sky survey. *A&A* **581**, A105 (2015). <https://doi.org/10.1051/0004-6361/201425128>

29. J.D. Vieira, D.P. Marrone, S.C. Chapman, C. De Breuck, Y.D. Hezaveh, A. Weiß, J.E. Aguirre, K.A. Aird, M. Aravena, M.L.N. Ashby, M. Bayliss, B.A. Benson, A.D. Biggs, L.E. Bleem, J.J. Bock, M. Bothwell, C.M. Bradford, M. Brodwin, J.E. Carlstrom, C.L. Chang, T.M. Crawford, A.T. Crites, T. de Haan, M.A. Dobbs, E.B. Fomalont, C.D. Fassnacht, E.M. George, M.D. Gladders, A.H. Gonzalez, T.R. Greve, B. Gullberg, N. W. Halverson, F.W. High, G.P. Holder, W.L. Holzapfel, S. Hoover, J.D. Hrubes, T.R. Hunter, R. Keisler, A.T. Lee, E.M. Leitch, M. Lueker, D. Luong-van, M. Malkan, V. McIntyre, J.J. McMahon, J. Mehl, K.M. Menten, S.S. Meyer, L.M. Mocanu, E.J. Murphy, T. Natoli, S. Padin, T. Plagge, C.L. Reichardt, A. Rest, J. Ruel, J.E. Ruhl, K. Sharon, K.K. Schaffer, L. Shaw, E. Shirokoff, J.S. Spilker, B. Stalder, Z. Staniszewski, A.A. Stark, K. Story, K. Vanderlinde, N. Welikala, R. Williamson, Dusty starburst galaxies in the early Universe as revealed by gravitational lensing. *Nature* **495**(7441), 344–347 (2013). <https://doi.org/10.1038/nature12001>
30. J. Kamenetzky, N. Rangwala, J. Glenn, P.R. Maloney, A. Conley, L_{CO}/L_{FIR} Relations with CO Rotational Ladders of Galaxies Across the Herschel SPIRE Archive. *ApJ* **829**(2), 93 (2016). <https://doi.org/10.3847/0004-637X/829/2/93>
31. T.R. Greve, I. Leonidaki, E.M. Xilouris, A. Weiß, Z.Y. Zhang, P. van der Werf, S. Aalto, L. Armus, T. Díaz-Santos, A.S. Evans, J. Fischer, Y. Gao, E. González-Alfonso, A. Harris, C. Henkel, R. Meijerink, D.A. Naylor, H.A. Smith, M. Spaans, G.J. Stacey, S. Veilleux, F. Walter, Star formation relations and CO spectral line energy distributions across the J-ladder and redshift. *ApJ* **794**(2), 142 (2014). <https://doi.org/10.1088/0004-637X/794/2/142>
32. B. Gullberg, C. De Breuck, J.D. Vieira, A. Weiß, J.E. Aguirre, M. Aravena, M. Béthermin, C.M. Bradford, M.S. Bothwell, J.E. Carlstrom, S.C. Chapman, C.D. Fassnacht, A.H. Gonzalez, T.R. Greve, Y. Hezaveh, W.L. Holzapfel, K. Husband, J. Ma, M. Malkan, D.P. Marrone, K. Menten, E.J. Murphy, C.L. Reichardt, J.S. Spilker, A.A. Stark, M. Strandet, N. Welikala, The nature of the [CII] emission in dusty star-forming galaxies from the SPT survey. *MNRAS* **449**, 2883–2900 (2015). <https://doi.org/10.1093/mnras/stv372>
33. M. Rybak, G.C. Rivera, J.A. Hodge, I. Smail, F. Walter, P. van der Werf, E. da Cunha, C.-C. Chen, H. Dannerbauer, R.J. Ivison, A. Karim, J.M. Simpson, A.M. Swinbank, J.L. Wardlow, Strong far-ultraviolet fields drive the [CII]/Far-infrared deficit in $z \sim 3$ dusty, star-forming galaxies. *ApJ* **876**(2), 112 (2019). <https://doi.org/10.3847/1538-4357/ab0e0f>
34. N. Mashian, E. Sturm, A. Sternberg, A. Janssen, S. Hailey-Dunsheath, J. Fischer, A. Contursi, E. González-Alfonso, J. Graciá-Carpio, A. Poglitsch, S. Veilleux, R. Davies, R. Genzel, D. Lutz, L. Tacconi, A. Verma, A. Weiß, E. Polisensky, T. Nikola, High-J CO Sleds in Nearby Infrared Bright Galaxies Observed By Herschel/PACS. *ApJ* **802**(2), 81 (2015). <https://doi.org/10.1088/0004-637X/802/2/81>
35. K.C. Harrington, A. Weiss, M.S. Yun, B. Magnelli, C.E. Sharon, T.K.D. Leung, A. Vishwas, Q.D. Wang, D.T. Frayer, E.F. Jiménez-Andrade, D. Liu, P. García, E. Romano-Díaz, B.L. Frye, S. Jarugula, T. Bădescu, D. Berman, H. Dannerbauer, A. Díaz-Sánchez, L. Grassi, P. Kamienieski, W. J. Kim, A. Kirkpatrick, J.D. Lowenthal, H. Messias, J. Puschign, G.J. Stacey, P. Torne, F. Bertoldi, Turbulent gas in lensed planck-selected starbursts at $z \sim 1-3.5$. *ApJ* **908**(1), 95 (2021). <https://doi.org/10.3847/1538-4357/abcc01>
36. A. Weiß, C. De Breuck, D.P. Marrone, J.D. Vieira, J.E. Aguirre, K.A. Aird, M. Aravena, M.L.N. Ashby, M. Bayliss, B.A. Benson, M. Béthermin, A.D. Biggs, L.E. Bleem, J.J. Bock, M. Bothwell, C.M. Bradford, M. Brodwin, J.E. Carlstrom, C.L. Chang, S.C. Chapman, T.M. Crawford, A.T. Crites, T. de Haan, M.A. Dobbs, T.P. Downes, C.D. Fassnacht, E.M. George, M.D. Gladders, A.H. Gonzalez, T.R. Greve, N.W. Halverson, Y.D. Hezaveh, F.W. High, G.P. Holder, W.L. Holzapfel, S. Hoover, J.D. Hrubes, K. Husband, R. Keisler, A.T. Lee, E.M. Leitch, M. Lueker, D. Luong-Van, M. Malkan, V. McIntyre, J.J. McMahon, J. Mehl, K.M. Menten, S.S. Meyer, E.J. Murphy, S. Padin, T. Plagge, C.L. Reichardt, A. Rest, M. Rosenman, J. Ruel, J.E. Ruhl, K.K. Schaffer, E. Shirokoff, J.S. Spilker, B. Stalder, Z. Staniszewski, A.A. Stark, K. Story, K. Vanderlinde, N. Welikala, R. Williamson, ALMA redshifts of millimeter-selected galaxies from the SPT survey: the redshift distribution of dusty star-forming galaxies. *ApJ* **767**(1), 88 (2013). <https://doi.org/10.1088/0004-637X/767/1/88>
37. T.J.L.C. Bakx, H. Dannerbauer, D. Frayer, S.A. Eales, I. Pérez-Fournon, Z.Y. Cai, D.L. Clements, G. De Zotti, J. González-Nuevo, R.J. Ivison, A. Lapi, M.J. Michałowski, M. Negrello, S. Serjeant, M.W.L. Smith, P. Temi, S. Urquhart, P. van der Werf, IRAM 30-m-EMIR redshift search of $z = 3-4$ lensed dusty starbursts selected from the HerBS sample. *MNRAS* **496**(2), 2372–2390 (2020). <https://doi.org/10.1093/mnras/sta1664>
38. R. Shirley, Y. Roehlly, P.D. Hurley, V. Buat, M. del Carmen Campos Varillas, S. Duivenvoorden, K.J. Duncan, A. Efstathiou, D. Farrah, E.G. Solares, K. Malek, L. Marchetti, I. McCheyne, A.

- Papadopoulos, E. Pons, R. Scipioni, M. Vaccari, S. Oliver. HELP: a catalogue of 170 million objects, selected at $0.36\text{--}4.5\ \mu\text{m}$, from $1270\ \text{deg}^2$ of prime extragalactic fields. *MNRAS* **490** (1), 634–656 (2019). <https://doi.org/10.1093/mnras/stz2509>
39. R. Shirley, K. Duncan, M.C. Campos Varillas, P.D. Hurley, K. Malek, Y. Roehly, M.W.L. Smith, H. Aussel, T. Bakx, V. Buat, D. Burgarella, N. Christopher, S. Duijvenvoorden, S. Eales, A. Efstathiou, E.A.G. Solares, M. Griffin, M. Jarvis, B. Lo Faro, L. Marchetti, I. McCheyne, A. Papadopoulos, K. Penner, E. Pons, M. Prescott, E. Rigby, H. Rottgering, A. Saxena, J. Scudder, M. Vaccari, L. Wang, S.J. Oliver, HELP: the herchel extragalactic legacy project. *MNRAS* **507**(1), 129–155 (2021). <https://doi.org/10.1093/mnras/stab1526>
 40. R.J. Ivison, A.J.R. Lewis, A. Weiss, V. Arumugam, J.M. Simpson, W.S. Holland, S. Maddox, L. Dunne, E. Valiante, P. van der Werf, A. Omont, H. Dannerbauer, Ian Smail, F. Bertoldi, M. Bremer, R.S. Bussmann, Z.Y. Cai, D.L. Clements, A. Cooray, G. De Zotti, S.A. Eales, C. Fuller, J. Gonzalez-Nuevo, E. Ibar, M. Negrello, I. Oteo, I. Pérez-Fournon, D. Riechers, J. A. Stevens, A.M. Swinbank, J. Wardlow, The space density of luminous dusty star-forming galaxies at $z > 4$: SCUBA-2 and LABOCA imaging of ultrared galaxies from herchel-ATLAS. *ApJ* **832**(1), 78 (2016). <https://doi.org/10.3847/0004-637X/832/1/78>
 41. G.J. Stacey, N. Geis, R. Genzel, J.B. Lugten, A. Poglitsch, A. Sternberg, C.H. Townes, The 158 micron [CII] line: a measure of global star formation activity in galaxies. *ApJ* **373**, 423 (1991). <https://doi.org/10.1086/170062>
 42. D.J. Hollenbach, A.G.G.M. Tielens, Photodissociation regions in the interstellar medium of galaxies. *Rev. Mod. Phys.* **71**, 173–230 (1999). <https://doi.org/10.1103/RevModPhys.71.173>
 43. D.A. Riechers, A. Cooray, I. Pérez-Fournon, R. Neri, The GADOT galaxy survey: dense gas and feedback in Herschel-selected starburst galaxies at redshifts 2 to 6. *ApJ* **913**(2), 141 (2021). <https://doi.org/10.3847/1538-4357/abf6d7>
 44. M.J. Kaufman, M.G. Wolfire, D.J. Hollenbach, M.L. Luhman, Far-infrared and submillimeter emission from galactic and extragalactic photodissociation regions. *ApJ* **527**, 795–813 (1999). <https://doi.org/10.1086/308102>
 45. M.J. Kaufman, M.G. Wolfire, D.J. Hollenbach, [Si II], [Fe II], [CII], and H_2 emission from massive star-forming regions. *ApJ* **644**, 283–299 (2006). <https://doi.org/10.1086/503596>
 46. F.F.S. van der Tak, J.H. Black, F.L. Schöier, D.J. Jansen, E.F. van Dishoeck, A computer program for fast non-LTE analysis of interstellar line spectra. With diagnostic plots to interpret observed line intensity ratios. *A&A* **468**, 627–635 (2007). <https://doi.org/10.1051/0004-6361:20066820>
 47. M.W. Pound, M.G. Wolfire, The photo dissociation region toolbox, in *Astronomical Data Analysis Software and Systems XVII, volume 394 of Astronomical Society of the Pacific Conference Series*, ed. by R.W. Argyle, P.S. Bunclark, J.R. Lewis (2008), p. 654
 48. T.G. Bisbas, T.A. Bell, S. Viti, J. Yates, M.J. Barlow, 3D-PDR: a new three-dimensional astrochemistry code for treating photodissociation regions. *MNRAS* **427**(3), 2100–2118 (2012). <https://doi.org/10.1111/j.1365-2966.2012.22077.x>
 49. C.M. Bradford, J.E. Aguirre, R. Aikin, J.J. Bock, L. Earle, J. Glenn, H. Inami, P.R. Maloney, H. Matsuhara, B.J. Naylor, H.T. Nguyen, J. Zmuidzinas, The warm molecular gas around the cloverleaf quasar. *ApJ* **705**(1), 112–122 (2009). <https://doi.org/10.1088/0004-637X/705/1/112>
 50. C.M. Bradford, A.D. Bolatto, P.R. Maloney, J.E. Aguirre, J.J. Bock, J. Glenn, J. Kamenezky, R. Lupu, H. Matsuhara, E.J. Murphy, B.J. Naylor, H.T. Nguyen, K. Scott, J. Zmuidzinas, The water vapor spectrum of APM 08279+5255: X-ray heating and infrared pumping over hundreds of parsecs. *ApJL* **741**(2), L37 (2011). <https://doi.org/10.1088/2041-8205/741/2/L37>
 51. R.E. Lupu, K.S. Scott, J.E. Aguirre, I. Aretxaga, R. Auld, E. Barton, A. Beelen, F. Bertoldi, J.J. Bock, D. Bonfield, C.M. Bradford, S. Buttiglione, A. Cava, D.L. Clements, J. Cooke, A. Cooray, H. Dannerbauer, A. Dariush, G. De Zotti, L. Dunne, S. Dye, S. Eales, D. Frayer, J. Fritz, J. Glenn, D.H. Hughes, E. Ibar, R.J. Ivison, M.J. Jarvis, J. Kamenezky, S. Kim, G. Lagache, L. Leeuw, S. Maddox, P.R. Maloney, H. Matsuhara, E.J. Murphy, B.J. Naylor, M. Negrello, H. Nguyen, A. Omont, E. Pascale, M. Pohlen, E. Rigby, G. Rodighiero, S. Serjeant, D. Smith, P. Temi, M. Thompson, I. Valtchanov, A. Verma, J.D. Vieira, J. Zmuidzinas, Measurements of CO redshifts with Z-spec for lensed submillimeter galaxies discovered in the H-ATLAS Survey. *ApJ* **757**(2), 135 (2012). <https://doi.org/10.1088/0004-637X/757/2/135>
 52. K.M. Butler, P.P. van der Werf, M. Rybak, T. Costa, P. Cox, A. Weiß, M.J. Michałowski, D.A. Riechers, D. Rigopoulou, L. Marchetti, S. Eales, I. Valtchanov, Resolved neutral outflow from a lensed dusty star forming galaxy at $z=2.09$ (2021). [arXiv:2104.10077](https://arxiv.org/abs/2104.10077)

53. J. Geach, M. Banerji, F. Bertoldi, M. Bethermin, C.M. Casey, C.-C. Chen, D.L. Clements, C. Cicone, F. Combes, C. Conselice, A. Cooray, K. Coppin, E. Daddi, H. Dannerbauer, R. Dave, M. Doherty, J.S. Dunlop, A. Edge, D. Farrah, M. Franco, G. Fuller, T. Garratt, W. Gear, T.R. Greve, E. Hatziminaoglou, C.C. Hayward, R.J. Ivison, R. Kawabe, P. Klaassen, K.K. Knudsen, K. Kohno, M. Koprowski, C.D.P. Lagos, G.E. Magdis, B. Magnelli, S.L. McGee, M. Michalowski, T. Mroczkowski, O. Noroozian, D. Narayanan, S. Oliver, D. Riechers, W. Rujopakarn, D. Scott, S. Serjeant, M.W.L. Smith, M. Swinbank, Y. Tamura, P. van der Werf, E. van Kampen, A. Verma, J. Vieira, J. Wagg, F. Walter, L. Wang, A. Wootten, M.S. Yun, The case for a 'sub-millimeter SDSS': a 3D map of galaxy evolution to z 10. *BAAS* **51**(3), 549 (2019)
54. P. Klaassen, T. Mroczkowski, S. Bryan, C. Groppi, K. Basu, C. Cicone, H. Dannerbauer, C. De Breuck, W.J. Fischer, J. Geach, E. Hatziminaoglou, W. Holland, R. Kawabe, N. Sehgal, T. Stanke, E. van Kampen, The atacama large aperture submillimeter telescope (atlast) (2019). [arXiv:1907.04756](https://arxiv.org/abs/1907.04756)

Publisher's Note Springer Nature remains neutral with regard to jurisdictional claims in published maps and institutional affiliations.