



Universiteit  
Leiden  
The Netherlands

**Erratum: "The TW Hya Rosetta Stone Project. I. Radial and vertical distributions of DCN and DCO+" (2021, AJ, 161, 38)**

Öberg, K.I.; Ilesedore Cleeves, L.; Bergner, J.B.; Cavanaro, J.; Teague, R.; Huang, J.; ... ; Wilner, D.J.

**Citation**


















Öberg, K. I., Ilesedore Cleeves, L., Bergner, J. B., Cavanaro, J., Teague, R., Huang, J., ... Wilner, D. J. (2022). Erratum: "The TW Hya Rosetta Stone Project. I. Radial and vertical distributions of DCN and DCO+" (2021, AJ, 161, 38). *The Astronomical Journal*, 164(4), 169.  
doi:10.3847/1538-3881/ac8d0d

Version: Publisher's Version  
License: [Creative Commons CC BY 4.0 license](#)  
Downloaded from: <https://hdl.handle.net/1887/3514429>

**Note:** To cite this publication please use the final published version (if applicable).



# Erratum: “The TW Hya Rosetta Stone Project. I. Radial and Vertical Distributions of DCN and DCO<sup>+</sup>” (2021, AJ, 161, 38)

Karin I Öberg<sup>1</sup> , L. Ilseidore Cleeves<sup>2</sup> , Jennifer B. Bergner<sup>3</sup> , Joseph Cavanaro<sup>1</sup>, Richard Teague<sup>1</sup> , Jane Huang<sup>1,4</sup> , Ryan A. Loomis<sup>5</sup> , Edwin A. Bergin<sup>6</sup> , Geoffrey A. Blake<sup>7</sup> , Jenny Calahan<sup>6</sup> , Paolo Cazzoletti<sup>8</sup>, Viviana Veloso Guzmán<sup>9</sup> , Michiel R. Hogerheijde<sup>8,10</sup> , Mihkel Kama<sup>11</sup> , Jeroen Terwisscha van Scheltinga<sup>8,12</sup> , Chunhua Qi<sup>1</sup> , Ewine van Dishoeck<sup>8</sup> , Catherine Walsh<sup>13</sup> , and David J. Wilner<sup>1</sup> 

<sup>1</sup> Harvard-Smithsonian Center for Astrophysics, 60 Garden Street, Cambridge, MA 02138, USA; [koberg@cfa.harvard.edu](mailto:koberg@cfa.harvard.edu)

<sup>2</sup> Department of Astronomy, University of Virginia, Charlottesville, VA 22904, USA

<sup>3</sup> NASA Sagan Fellow, University of Chicago Department of the Geophysical Sciences, Chicago, IL 60637, USA

<sup>4</sup> NHFP Sagan Fellow, Department of Astronomy, University of Michigan, 323 West Hall, 1085 S. University Avenue, Ann Arbor, MI 48109, USA

<sup>5</sup> National Radio Astronomy Observatory, Charlottesville, VA 22903, USA

<sup>6</sup> Department of Astronomy, University of Michigan, 1085 S. University Avenue, Ann Arbor, MI 48109, USA

<sup>7</sup> Division of Chemistry & Chemical Engineering, California Institute of Technology, Pasadena, CA 91125, USA

<sup>8</sup> Leiden Observatory, Leiden University, PO Box 9513, 2300 RA Leiden, The Netherlands

<sup>9</sup> Instituto de Astrofísica, Pontificia Universidad Católica de Chile, Av. Vicuña Mackenna 4860, 7820436 Macul, Santiago, Chile

<sup>10</sup> Anton Pannekoek Institute for Astronomy, University of Amsterdam, Science Park 904, 1098 XH, Amsterdam, The Netherlands

<sup>11</sup> Institute of Astronomy, University of Cambridge, Madingley Road, Cambridge CB3 0HA, UK

<sup>12</sup> Laboratory for Astrophysics, Leiden Observatory, Leiden University, PO Box 9513, 2300 RA Leiden, The Netherlands

<sup>13</sup> School of Physics and Astronomy, University of Leeds, Leeds LS2 9JT, UK

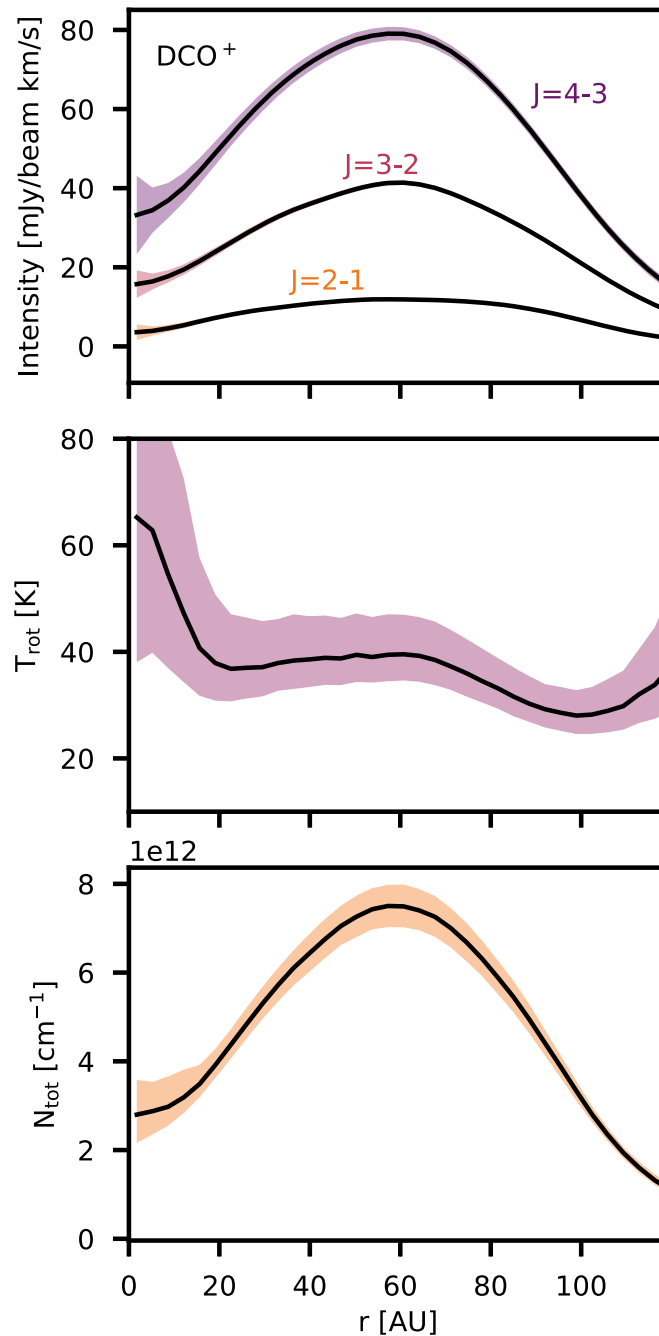
*Received 2022 August 23; published 2022 September 29*

## 1. Erratum

In the published article, there was an error in the code used to generate Figure 5, which resulted in approximately a factor of 3 higher column density than is shown in the corrected figure below. The column density profile values were not discussed in the published article, and this error therefore did not propagate into other parts of the article or affect the article conclusions.



Original content from this work may be used under the terms of the [Creative Commons Attribution 4.0 licence](https://creativecommons.org/licenses/by/4.0/). Any further distribution of this work must maintain attribution to the author(s) and the title of the work, journal citation and DOI.



**Figure 5.** Radially resolved rotational diagram analysis for  $\text{DCO}^+$ . Top: radial emission profiles at a resolution of  $0''.5$  of  $\text{DCO}^+$  lines. Middle: derived excitation temperatures with confidence intervals corresponding to the 16th to 84th percentiles. Bottom: calculated column density profile with confidence intervals.

#### ORCID iDs

Karin I Öberg <https://orcid.org/0000-0001-8798-1347>  
 L. Ilseadore Cleeves <https://orcid.org/0000-0003-2076-8001>  
 Jennifer B. Bergner <https://orcid.org/0000-0002-8716-0482>  
 Richard Teague <https://orcid.org/0000-0003-1534-5186>  
 Jane Huang <https://orcid.org/0000-0001-6947-6072>  
 Ryan A. Loomis <https://orcid.org/0000-0002-8932-1219>  
 Edwin A. Bergin <https://orcid.org/0000-0003-4179-6394>  
 Geoffrey A. Blake <https://orcid.org/0000-0003-0787-1610>  
 Jenny Calahan <https://orcid.org/0000-0002-0150-0125>

Viviana Veloso Guzmán <https://orcid.org/0000-0003-4784-3040>  
 Michiel R. Hogerheijde <https://orcid.org/0000-0001-5217-537X>  
 Mihkel Kama <https://orcid.org/0000-0003-0065-7267>  
 Jeroen Terwisscha van Scheltinga <https://orcid.org/0000-0002-3800-9639>  
 Chunhua Qi <https://orcid.org/0000-0001-8642-1786>  
 Ewine van Dishoeck <https://orcid.org/0000-0001-7591-1907>  
 Catherine Walsh <https://orcid.org/0000-0001-6078-786X>  
 David J. Wilner <https://orcid.org/0000-0003-1526-7587>