



Universiteit
Leiden
The Netherlands

Safety of synthetic and biological DMARDs: a systematic literature review informing the 2019 update of the EULAR recommendations for the management of rheumatoid arthritis

Sepriano, A.; Kerschbaumer, A.; Smolen, J.S.; Heijde, D. van der; Dougados, M.; Vollenhoven, R. van; ... ; Landewe, R.

Citation

Sepriano, A., Kerschbaumer, A., Smolen, J. S., Heijde, D. van der, Dougados, M., Vollenhoven, R. van, ... Landewe, R. (2020). Safety of synthetic and biological DMARDs: a systematic literature review informing the 2019 update of the EULAR recommendations for the management of rheumatoid arthritis. *Annals Of The Rheumatic Diseases*, 79(6), 760-770. doi:10.1136/annrheumdis-2019-216653





Version: Publisher's Version

License: [Creative Commons CC BY-NC 4.0 license](#)

Downloaded from: <https://hdl.handle.net/1887/3182995>

Note: To cite this publication please use the final published version (if applicable).

Safety of synthetic and biological DMARDs: a systematic literature review informing the 2019 update of the EULAR recommendations for the management of rheumatoid arthritis

Alexandre Sepriano ^{1,2}, Andreas Kerschbaumer ³, Josef S Smolen^{3,4}, Désirée van der Heijde ¹, Maxime Dougados^{5,6}, Ronald van Vollenhoven⁷, Iain B McInnes⁸, Johannes W Bijlsma⁹, Gerd R Burmester¹⁰, Maarten de Wit ¹¹, Louise Falzon¹², Robert Landewé^{13,14}

Handling editor Dimitrios T Boumpas

► Additional material is published online only. To view please visit the journal online (<http://dx.doi.org/10.1136/annrheumdis-2019-216653>).

For numbered affiliations see end of article.

Correspondence to

Dr Alexandre Sepriano, Leiden University Medical Center, Leiden, Zuid-Holland, Netherlands; alexsepriano@gmail.com

Received 16 November 2019
Revised 23 December 2019
Accepted 27 December 2019
Published Online First
7 February 2020



- <http://dx.doi.org/10.1136/annrheumdis-2019-216655>
- <http://dx.doi.org/10.1136/annrheumdis-2019-216656>
- <http://dx.doi.org/10.1136/annrheumdis-2019-216821>



© Author(s) (or their employer(s)) 2020. No commercial re-use. See rights and permissions. Published by BMJ.

To cite: Sepriano A, Kerschbaumer A, Smolen JS, et al. *Ann Rheum Dis* 2020;**79**:760–770.

ABSTRACT

Objectives To perform a systematic literature review (SLR) concerning the safety of synthetic (s) and biological (b) disease-modifying anti-rheumatic drugs (DMARDs) to inform the 2019 update of the EULAR recommendations for the management of rheumatoid arthritis (RA).

Methods An SLR of observational studies comparing safety outcomes of any DMARD with another intervention for the management of RA. A comparator group was required for inclusion. For treatments still without registry data (eg, sarilumab and the Janus kinase (JAK) inhibitors baricitinib, upadacitinib), randomised controlled trials (RCTs) and long-term extensions (LTEs) were used. Risk of bias (RoB) was assessed according to standard procedures.

Results Forty-two observational studies fulfilled the inclusion criteria, addressing safety outcomes with bDMARDs and sDMARDs. Nine studies showed no difference in the risk of serious infections across bDMARDs and two studies (high RoB) showed an increased risk with bDMARDs compared with conventional synthetic (cs) DMARDs (adjusted incidence rate ratio 3.1–3.9). The risk of Herpes zoster infection was similar across bDMARDs, but one study showed an increased risk with tofacitinib compared with abatacept (adjusted HR (aHR) 2.0). Five studies showed no increased risk of cancer for bDMARDs compared with csDMARDs. An increased risk of lower intestinal perforation was found for tocilizumab compared with csDMARDs (aHR 4.5) and tumour necrosis factor inhibitor (TNFi) (aHR 2.6–4.0). Sixty manuscripts reported safety data from RCTs/LTEs. Overall, no unexpected safety outcomes were found, except for the possibly increased risk of venous thromboembolism (VTE) with JAK inhibitors.

Conclusion Data obtained by this SLR confirm the known safety profile of bDMARDs. The risk of VTE in RA, especially in patients on JAK inhibitors, needs further evaluation.

INTRODUCTION

Over the past 20 years, a large number of treatment options have become available for people with rheumatoid arthritis (RA). This is especially important since many patients will need to receive multiple

drugs over the course of their disease, in order to attain and maintain adequate control.

Treatment options for RA include drugs with different modes of action formally categorised as conventional synthetic disease-modifying antirheumatic drugs (csDMARDs), biological DMARDs (bDMARDs), including both biological original (boDMARDs) and biosimilar DMARDs (bsDMARDs) and also targeted synthetic DMARDs (tsDMARDs); in RA, the only currently approved tsDMARDs are Janus kinase (JAK) inhibitors (JAKis).¹ With the increasing number of available drugs, many with direct or indirect evidence of similar efficacy stemming from randomised controlled trials (RCTs), safety plays an increasingly important role in decision-making.²

On a daily basis, clinicians decide which drug to choose as first-line therapy and what is the more efficacious second option when the first fails. Patients' characteristics (eg, comorbidities) are also important to inform these decisions and reflect, to a certain extent, perceived differences in safety across drugs.³ In principle, drug development programme is designed to capture relevant safety signals early, which *in extremis* may lead to programme cessation before approval. These early safety signals are also key to inform future research, for drugs that do succeed. But despite tight regulations, RCTs have important intrinsic limitations in evaluating the safety of interventions (eg, limited numbers of strictly selected patients not necessarily representing 'real-world' practice) that render postmarketing monitoring especially relevant.⁴ This includes safety assessments in (unselected) patients from cohorts and registries that are followed for long periods and, as such, better capture less frequent adverse events or risks related to certain comorbidities.

In order to inform the task force responsible for the 2019 update of the European League Against Rheumatism (EULAR) RA management recommendations,² we performed a systematic literature review (SLR) to update the evidence for the safety of csDMARDs, tsDMARDs and bDMARDs in patients with RA. This SLR is an extension of the SLR performed previously for the corresponding 2016 update.³ The results of this and another SLR

focusing on efficacy⁵ provided the task force with the current state of evidence.

METHODS

Literature search

The steering group of the EULAR task force for the 2019 update of the RA management recommendations outlined the scope of the literature search according to the Population, Intervention, Comparator, Outcomes (PICO) format and defined the criteria for a study being eligible.⁶ The search was performed in MEDLINE, Embase and the Cochrane CENTRAL Register of Controlled Trials (Central), without language restrictions, and comprised publications from 2016 until 8 March 2019, as an update of the previous SLR.³ Studies published after 8 March 2019 were not included and thus not presented to the task force. Details on complete search strategies are provided in online supplementary text 1. The literature search addressed the safety of DMARDs. Observational studies, namely, cohort studies or registries with >30 cases were the main study type. Participants were adults (≥ 18 years old) with a clinical diagnosis of RA. Studies including patients with other diagnoses were eligible only if results from patients with RA were presented separately. The intervention was any DMARD (csDMARD, bDMARD—including biosimilars—or tsDMARD), including all drugs (methotrexate, leflunomide, hydroxychloroquine, sulfasalazine, gold, azathioprine, chlorambucil, chloroquine, ciclosporin, cyclophosphamide, mycophenolate, minocycline, penicillamine, tacrolimus, anakinra, infliximab, etanercept, adalimumab, golimumab, certolizumab pegol, rituximab, abatacept, tocilizumab, sarilumab, sirukumab, olokizumab, ixekizumab, guselkumab, ustekinumab, mavrilimumab, tofacitinib, baricitinib, peficitinib, filgotinib, upadacitinib or fostamatinib), formulations and duration. Glucocorticoids were also included. The comparator was another bDMARD, sDMARD, glucocorticoid, combination therapy or the general population. Studies were only eligible if they included a comparator group. All safety outcomes were considered, namely, infections (including serious infections (SIs), opportunistic infections (OIs) such as tuberculosis and herpes zoster (HZ)), malignancies, mortality, major cardiovascular events (MACEs) including venous thromboembolism/pulmonary embolism (VTE/PE), change in lipid levels, elevation of creatine phosphokinase, impairment in renal function, elevation of liver enzymes, haematological abnormalities, gastrointestinal side effects, demyelinating disease, induction of autoimmune disease and teratogenicity.

In addition, RCTs and long-term extensions (LTEs) selected in the accompanying SLR addressing efficacy⁵ were also included to assess safety of drugs yet without registry data available.

Selection of studies, data extraction and assessment of risk of bias

Two reviewers (AS and AK) independently screened titles and abstracts, and if necessary, the full text, for eligibility. Data from eligible studies were extracted regarding study and population characteristics, inclusion/exclusion criteria, follow-up time, interventions, outcome definition and outcome measures using a standardised data extraction form. The same two reviewers independently assessed the risk of bias (RoB) of each included study using the 'Hayden-tool' for observational studies and the Cochrane Collaboration's tool for RCTs.^{7,8} A brief tutorial on how to use the 'Hayden-tool' is provided elsewhere.⁹ For study selection, extraction and RoB assessment, disagreements were

discussed until consensus was achieved, and a third reviewer (RL) was involved whenever necessary.

RESULTS

Of a total of 3886 references (after deduplication), 155 were selected for a full-text review and 42 observational studies fulfilled the inclusion criteria. In addition, 60 RCTs/LTEs were included from the efficacy SLR (flow chart in online supplementary figure S1).

Safety aspects from observational studies

Of the 42 observational studies, 16 addressed the risk of infections in patients receiving bDMARDs (3 also included patients on tofacitinib),^{10–25} 8 studies focused on malignancies,^{16 26–32} with all except one (comparing MTX to the general population),²⁷ assessing patients on bDMARDs. The risk of MACEs was evaluated in 10 studies, all performed in patients treated with bDMARDs,^{16 33–41} with one also including patients on tofacitinib.³³ Three studies addressed the risk of lower intestinal perforations (LIPs),^{42–44} five addressed the risk of withdrawal due to adverse events,^{45–49} and two addressed the risk of immunological reactions,^{50 51} all in patients treated with bDMARDs (online supplementary table S1). Studies were very heterogeneous; thus, data pooling was not possible, and the results are presented descriptively.

Infections

Out of 16 studies addressing the risk of infections, 3 compared bDMARDs with csDMARDs,^{10 21 25} and 13 compared the risk across bDMARDs (table 1 and online supplementary tables S2–S31).^{11–20 22–24} Three of these studies also compared tofacitinib with bDMARDs.^{14 17 18}

Two studies have shown an increased risk of SIs both with tumour necrosis factor inhibitor (TNFi) (adjusted incidence rate ratio (aIRR) 3.1; $p < 0.001$; one study at moderate RoB)¹² and non-TNFi (aIRR 3.9 (95% CI 1.2; 24.3); one study at high RoB)²⁵ compared with csDMARDs. Another study, at moderate RoB, showed that the risk of sepsis (complicating an SI) is lower in patients treated with bDMARDs compared with those on csDMARDs at the time of the SI. However, it is unclear whether this finding reflects an underlying biological mechanism or residual confounding.²¹

Most new evidence on the risk of SI stems from studies comparing bDMARDs (nine studies, four at low RoB) and, overall, no major differences were found (table 1). In addition, no significantly increased risk of SI (HR 1.54 (95% CI 0.93; 2.56)) was found comparing tofacitinib with TNFi (one study at high RoB).¹⁸ Two studies (one at low RoB) reported no difference in the risk of any OIs between tocilizumab and TNFi.^{20 22} One of these studies also found no difference between rituximab and TNFi (aHR 0.96 (95% CI 0.62; 1.50)).²² Two studies, both at high RoB, found no difference in the risk of HZ infection between TNFi and non-TNFi, but in one study, an increased risk with tofacitinib compared with abatacept was reported (aHR 2.01 (95% CI 1.40; 2.88)). One study showed an increased risk of tuberculosis with monoclonal TNFi antibodies (as a group) compared with etanercept (aOR 2.49 (95% CI 1.45; 4.25)) and another for adalimumab against etanercept (aIRR 1.87 (95% CI 1.27; 2.73)), both at high RoB. One study (at low RoB) reported a decreased risk of tuberculosis in patients treated with rituximab compared with those on TNFi (HR 0.16 (95% CI 0.04; 0.67)).

Table 1 Serious infections, comparison between different bDMARDs/tsDMARDs (observational studies)

Study ID	Registry	Intervention	Control	aHR (I vs C)	Risk of bias
Serious infections					
Carrara 2019 Clin Exp Rheumatol ¹¹	RECORD	ADA	ETA	1.4 (1.0; 2.0)	High
		IFX		1.0 (0.6; 1.6)	
		CZP		1.3 (0.5; 3.6)	
		GOL		1.1 (0.4; 3.2)	
		ABA		0.3 (0.1; 0.8)	
		RTX		1.0 (0.5; 1.9)	
Cecconi 2018 J Clin Rheumatol ¹²	BIOBADABRASIL	ADA	IFX	aIRR: 0.5 (0.4; 0.8)	Moderate
		ETA		aIRR: 0.8 (0.6; 1.2)	
Grøn 2019 Ann Rheum Dis ¹⁵	DANBIO and ARTIS	ABA	RTX	aIRR: 0.9 (0.7; 1.1)	Low
		TCZ		aIRR: 0.8 (0.6; 1.0)	
Harrold 2018 Arthritis Res Ther ¹⁶	CORRONA	CZP	Other TNFi	aIRR: 1.3 (0.8; 1.9)	Low
Machado 2018 Arthritis Res Ther ¹⁸	Claims database	TNFi	Non-TNFi	1.1 (1.0; 1.4)	High
		TOFA		1.5 (0.9; 2.6)	
Mori 2017 PLoS One ¹⁹	SARABA	IFX	ETA	1.5 (0.8; 3.0)	Moderate
		ADA		1.7 (0.9; 3.3)	
		ABA		1.1 (0.6; 2.2)	
		TCZ		1.0 (0.6; 1.9)	
Pawar 2019 Ann Rheum Dis ²⁰	Claims database	TCZ	TNFi	1.1 (1.0; 1.2)	High
		ABA		1.4 (1.2; 1.6)	
Rutherford 2018 Ann Rheum Dis ²³	BSRBR-RA	IFX	ETA	0.9 (0.8; 1.0)	Low
		ADA		1.0 (0.9; 1.1)	
		RTX		0.9 (0.8; 1.0)	
		TCZ		1.2 (1.0; 1.5)	
		CZP		0.8 (0.6; 1.0)	
Silva-Fernández 2018 Rheumatology (Oxford) ²⁴	BSRBR-RA	RTX	TNFi	1.0 (0.7; 1.4)	Low
Opportunistic infections					
Pawar 2019 Ann Rheum Dis ²⁰	Claims database	TCZ	TNFi	1.0 (0.6; 1.8)	High
		ABA		NR	
Rutherford 2018 Rheumatology (Oxford) ²²	BSRBR-RA	RTX	TNFi	1.0 (0.6; 1.5)	Low
		TCZ		0.5 (0.2; 1.7)	
Herpes zoster					
Pawar 2019 Ann Rheum Dis ²⁰	Claims database	TCZ	TNFi	0.9 (0.5; 1.7)	High
		ABA		NR	
Curtis 2016 Ann Rheum Dis ¹⁴	Claims database	ADA	ABA	1.0 (0.8; 1.3)	High
		CZP		1.1 (0.9; 1.5)	
		ETA		1.1 (0.9; 1.3)	
		GOL		1.1 (0.8; 1.6)	
		IFX		1.2 (1.0; 1.4)	
		RTX		1.1 (0.9; 1.4)	
		TCZ		1.1 (0.9; 1.4)	
		TOFA		2.0 (1.4; 2.9)	
Tuberculosis					
Cho 2017 Semin Arthritis Rheum ¹³	Claims database	Monoclonal AB (ADA; GOL; IFX)	ETA	aOR: 2.5 (1.5; 4.3)	High
Lim 2017 Plos one ¹⁷	Files from Taichung Veterans General Hospital	ADA	ETA	aIRR: 1.9 (1.3; 2.7)*	High
		GOL		†	
		TCZ		†	
		ABA		†	
Pawar 2019 Ann Rheum Dis ²⁰	Claims database	TCZ	TNFi	†	High
		ABA		NR	
Rutherford 2018 Rheumatology (Oxford) ²²	BSRBR-RA	RTX	TNFi	0.2 (0.0; 0.7)	Low
		TCZ		0.4 (0.1; 2.6)	

Continued

Table 1 Continued

Study ID	Registry	Intervention	Control	aHR (I vs C)	Risk of bias
<i>Pneumocystis jirovecii</i> pneumonia					
Rutherford 2018 Rheumatology (Oxford) ²²	BSRBR-RA	RTX TCZ	TNFi	3.2 (1.4; 7.5) NR	Low

*Including only patients without history of tuberculosis (effect not significant if including all patients irrespective of history).

†No cases of tuberculosis occurred so comparisons are not possible. Values in bold reflect a statistically significant effect (ie, ratio different from 1). Additional details in online supplementary tables S2–S31

ABA, abatacept; ADA, adalimumab; aHR, adjusted HR; aIRR, adjusted incidence rate ratio; aOR, adjusted OR; ARSTIS, anti-Rheumatic Treatment in Sweden Register; bDMARDs, biologic disease-modifying antirheumatic drugs; BSRBR, British Society of Rheumatology Biologics Register; CORRONA, Consortium of Rheumatology Researchers of North America; CZP, certolizumab pegol; ETA, etanercept; GOL, golimumab; IFX, infliximab; NR, not reported; RA, rheumatoid arthritis; RECORD, REcord-linkage On Rheumatic Diseases (administrative dataset); RTX, rituximab; TCZ, tocilizumab; TNFi, tumour necrosis factor inhibitor; TOFA, tofacitinib; tsDMARD, target synthetic disease-modifying antirheumatic drugs.

Malignancies

Three studies reported no increased risk of malignancies (excluding non-melanoma skin cancer (NMSC)) with bDMARDs compared with the general population.^{28 31 32} Similarly, the risk of cancer was not increased in patients treated with bDMARDs compared with those on csDMARDs (aHR range 0.4–1.4; five studies, four at low RoB) (table 2),^{26 29–32} including also patients with a history of cancer.³⁰ In two studies, both at low RoB, the risk of cancer was not different comparing TNFi with non-TNFi.^{16 31} A signal, however, was found for an increased risk of NMSC with methotrexate in one study at moderate RoB (standardised incidence rate (SIR) 2.52 (95% CI 2.01; 3.11))²⁷; and another study with bDMARDs (except tocilizumab) both compared with the general population.³¹ The latter also reported an increased risk of NMSC with abatacept compared with csDMARDs (aHR 2.15 (95% CI 1.31; 3.52)) and TNFi (aHR 2.12 (95% CI 1.14; 3.95)) based on the occurrence of 17 events. Details on studies addressing malignancies are shown in online supplementary tables S32–S59.

Major cardiovascular events

Several studies addressing MACE could be included (10 studies, two at low RoB; details in online supplementary tables S60–S86). Three studies (one at low RoB) have shown no increased risk of MACE for bDMARDs compared with csDMARDs.^{35 39 40} In four studies (one at low RoB), no differences between bDMARDs were found,^{16 34 37 38} except in two studies, both at high RoB, in which a lower risk of myocardial infarction with abatacept compared with TNFi was reported (table 3).^{36 41} Of note, no difference in risk of stroke or heart failure was found between abatacept and TNFi.^{34 36 38} The risk of VTE was evaluated in two studies, both at high RoB.^{33 36} One has shown no increase with tofacitinib (aHR 1.33 (95% CI 0.78; 2.24)) and another study showed no increase with abatacept (aHR 1.27 (95% CI 0.63; 2.57)), both compared with TNFi.

Lower intestinal perforations

Three studies addressed the risk of LIP (online supplementary tables S87–S92).^{42–44} One study, at low RoB, compared the risk of LIP between various bDMARDs and csDMARDs and has shown that only patients on tocilizumab had an increased risk (aHR 4.48 (95% CI 2.01; 9.99)) (two patients had history of diverticulitis, one of them on tocilizumab).⁴³ Two other studies, at high RoB, compared the risk of LIP between non-TNFi and TNFi and both report again an increased risk for tocilizumab (IRR 4.0 (95% CI 1.1; 14.1)⁴² and aHR 2.55 (95% CI 1.33; 4.88)).⁴⁴ All studies were adjusted for cotreatment with glucocorticoids and nonsteroidal anti-inflammatory drugs (NSAIDs), and the latter two studies also for history of diverticulitis. In addition, one of these studies has

also shown an increased risk for tofacitinib compared with TNFi (aHR 3.24 (95% CI 1.05; 10.04)).⁴⁴

Other adverse events

Studies addressing the risk of withdrawals due to adverse events and immunological reactions reported results in line with the known safety profile of bDMARDs (online supplementary tables S93–S103).^{45–51}

Safety aspects from RCTs

In total, 21 studies evaluating bsDMARDs,^{52–72} 18 studies evaluating boDMARDs^{73–90} and 21 studies evaluating tsDMARDs^{91–111} were included (online supplementary table S104). Overall, the incidence of major adverse events was low in all RCTs with mostly no differences between the active treatment and placebo or active comparator. Exceptions were a numerically higher number of deaths with sirukumab compared with placebo and adalimumab,^{86 88} a numerically higher number of cases of NMSC with JAKi compared with placebo or active comparator,^{91–93 95 98 111} and the additional safety signals detailed below. LTEs did not show new safety signals compared with the controlled phase of their respective trials (online supplementary tables S105–S118).

Herpes zoster

The cases of HZ was low but numerically higher with all JAKi compared with placebo in nine RCTs (five at low RoB; online supplementary table S115). In addition, the risk of infection by HZ with JAKi was reported in three head-to-head trials. In two studies, the risk was low and comparable between tofacitinib (1%–2%) or baricitinib (2%) and adalimumab (2%).^{93 94} The risk was somewhat higher in another study comparing baricitinib (2%–3%) with methotrexate (1%).⁹⁵ Of note, in this study, HZ cases occurred mostly in Japanese patients (7/11; 73%). One LTE in Japanese patients treated with tofacitinib (5 or 10 mg) reported an HZ infection incidence rate of 7.4 cases per 100 patient years (PY).¹⁰⁸ The risk was much lower (1.72/100 PY) in another LTE with only Chinese patients on tofacitinib 5 mg (1.51/100 PY with 10 mg),¹⁰³ and in one multinational LTE (without Asian patients), in patients treated with baricitinib 4/8 mg (2.5/100 PY).¹⁰¹

Venous thromboembolism and pulmonary embolism

The risk of VTE/PE with JAKi was reported in three placebo-controlled trials and in two head-to-head trials (all at low RoB) (table 4). Although the number of events was low, in three of these trials, VTE occurred only in patients receiving tsDMARDs (in total six events, five were PE, one fatal).^{92 94 96}

Table 2 Malignancies in patients on bDMARDs compared with patients on csDMARDs (observational studies)

Study ID	Registry	Intervention	Control	aHR (I vs C)	Risk of bias
All types of cancer					
Wadstrom 2017 JAMA Intern Med ³¹	ARTIS	TCZ	csDMARDs	0.9 (0.7; 1.2)	Low
		ABA		0.9 (0.7; 1.1)	
		RTX		0.9 (0.7; 1.0)	
		TNFi		0.9 (0.9; 1.0)	
Patients with history of cancer					
Silva-Fernández 2016 Rheumatology (Oxford) ³⁰	BSRBR-RA	TNFi	csDMARDs	0.6 (0.4; 0.9)	Low
		RTX		0.4 (0.1; 1.8)	
Solid cancer (excluding NMSC)					
Wadström 2017 JAMA Intern Med ³¹	ARTIS	TCZ	csDMARDs	1.0 (0.7; 1.3)	Low
		ABA		0.9 (0.7; 1.2)	
		RTX		0.9 (0.8; 1.1)	
		TNFi		0.9 (0.9; 1.0)	
Non-melanoma skin cancer					
Wadström 2017 JAMA Intern Med ³¹	ARTIS	TCZ	csDMARDs	0.9 (0.4; 2.2)	Low
		ABA		2.2 (1.3; 3.5)	
		RTX		1.0 (0.7; 1.6)	
		TNFi		1.1 (0.8; 1.4)	
Melanoma					
Wadström 2017 JAMA Intern Med ³¹	ARTIS	TCZ	csDMARD	<5 events	Low
		ABA		1.4 (0.7; 3.1)	
		RTX		0.7 (0.4; 1.4)	
		TNFi		0.8 (0.6; 1.2)	
Cervical cancer					
Kim 2016 Arthritis Rheumatol ²⁶	Claims database	bDMARDs	csDMARDs	1.3 (0.9; 2.0)	High
Wadström 2016 Ann Rheum Dis ³²	ARTIS	TNFi	csDMARDs	1.4 (0.6; 3.1)	Low
Haematological cancer					
Wadstrom 2017 JAMA Intern Med ³¹	ARTIS	TCZ	csDMARDs	<5 events	Low
		ABA		1.0 (0.5; 2.0)	
		RTX		0.7 (0.5; 1.2)	
		TNFi		0.9 (0.7; 1.1)	
Lymphoma					
Mercer 2017 Ann Rheum Dis ²⁹	BSRBR-RA	IFX	csDMARDs	0.9 (0.4; 2.1)	Low
		ETA		1.0 (0.5; 2.3)	
		ADA		1.0 (0.5; 2.0)	
		All TNFi		1.0 (0.6; 1.8)	

Additional details in online supplementary tables S32–59.

ABA, abatacept; ADA, adalimumab; aHR, adjusted HR; ARSTIS, anti-Rheumatic Treatment in Sweden Register; bDMARDs, biologic disease-modifying antirheumatic drugs; BSRBR, British Society of Rheumatology Biologics Register; csDMARDs, conventional synthetic disease-modifying antirheumatic drugs; ETA, etanercept; IFX, infliximab; RA, rheumatoid arthritis; RTX, rituximab; TCZ, tocilizumab; TNFi, tumour necrosis factor inhibitor; TOFA, tofacitinib.

Lower intestinal perforations

Six trials reported the risk of intestinal perforations with interleukin (IL)-6 inhibitors (IL-6i) bDMARDs (including both IL-6R and IL-6 inhibitors) yet without observational data available (table 5). In two of these trials (both at low RoB), intestinal perforations occurred only in patients treated with IL-6i.^{73 88} History of diverticulitis was an exclusion criteria in only one study,⁷³ and no association with other known risk factors, for example, treatment with glucocorticoids or NSAIDs, has been reported in any study. The risk of LIP was assessed in nine RCTs/LTEs in patients on tsDMARDs and all report no cases.^{91 92 94 97 98 102 108 110 111}

DISCUSSION

New evidence from this SLR does not justify amending the previous statement that bDMARDs can be safely used to treat patients with RA.³ In addition, it extends this conclusion to tsDMARDs, although data remain somewhat limited as yet. The risk of SIs was moderately increased with bDMARDs compared with csDMARDs and

no difference was found across bDMARDs. The risk of tuberculosis is increased with TNFi, especially with monoclonal antibodies, but tuberculosis has occurred in trials of other b/tsDMARDs used in RA. The risk of HZ infection is not increased with bDMARDs, but is with JAKi, especially in certain ethnicities. The overall risk of malignancies (except NMSC) and MACE was not increased for bDMARDs or tsDMARDs. The known risk of LIP after IL-6i has been further confirmed. VTE/PE after JAKi is a valid concern and needs further evaluation.

Observational studies were defined as the main study type of interest in this SLR assessing safety of therapies in RA. With observational research, unselected patients from daily practice are studied including those with comorbidities usually ineligible for RCTs. As such, observational studies yield results that are easier to translate to what clinicians encounter in the ‘real world’ (external validity), and thus are more informative. Also, their long follow-up is ideal to study rare adverse events, which are too difficult to ‘capture’ in the shorter RCTs. However, observational studies are not without

Table 3 Major cardiovascular events, comparison between different bDMARDs/tsDMARDs (observational studies)

Study ID	Registry	Intervention	Control	aHR (I vs C)	Risk of bias
Major cardiovascular events					
Harrold 2018 Arthritis Res Ther ¹⁶	CORRONA	CZP	Other TNFi	aIRR: 1.0 (0.5; 2.1)	Low
Jin 2018 J Rheumatol ³⁶	Claims database	ABA	TNFi	0.8 (0.7; 0.9)	High
Kim 2017 Arthritis Rheumatol ³⁷	Claims database	TCZ	TNFi	0.8 (0.6; 1.3)	High
Kim 2018 Semin Arthritis Rheum ³⁸		TCZ	ABA	0.8 (0.6; 1.2)	High
Myocardial infarction					
Jin 2018 J Rheumatol ³⁶	Claims database	ABA	TNFi	0.6 (0.4; 0.9)	High
Kim 2017 Arthritis Rheumatol ³⁷	Claims database	TCZ	TNFi	0.7 (0.4; 1.3)	High
Kim 2018 Semin Arthritis Rheum ³⁸		TCZ	ABA	1.1 (0.7; 1.9)	High
Zhang 2016 Ann Rheum Dis ⁴¹	Claims database	ADA	ABA	1.2 (0.9; 1.6)	High
		CZP		1.2 (0.8; 2.0)	
		ETA		1.3 (1.0; 1.8)	
		GOL		1.1 (0.6; 2.1)	
		IFX		1.3 (1.0; 1.7)	
		RTX		1.1 (0.8; 1.4)	
		TCZ		0.9 (0.5; 1.5)	
		TNFi		1.3 (1.0; 1.6)	
Stroke					
Jin 2018 J Rheumatol ³⁶	Claims database	ABA	TNFi	1.1 (0.8; 1.5)	High
Kim 2017 Arthritis Rheumatol ³⁷	Claims database	TCZ	TNFi	0.9 (0.5; 1.6)	High
Kim 2018 Semin Arthritis Rheum ³⁸		TCZ	ABA	0.7 (0.4; 1.4)	High
Heart failure					
Generali 2019 Rheumatol Int ³⁴	Claims database	ABA	ETA	1.4 (0.6; 3.5)	High
Jin 2018 J Rheumatol ³⁶	Claims database	ABA	TNFi	0.8 (0.3; 1.9)	High
Kim 2018 Semin Arthritis Rheum ³⁸	Claims database	TCZ	ABA	1.2 (0.7; 2.0)	High
Venous thromboembolism					
Desai 2018 Arthritis Rheumatol ³³	Claims database	TOFA	TNFi	1.3 (0.8; 2.2)	High
Jin 2018 J Rheumatol ³⁶	Claims database	ABA	TNFi	1.3 (0.6; 2.6)	High

Additional details in online supplementary tables S60–86.

ABA, abatacept; ADA, adalimumab; aHR, adjusted HR; aIRR, adjusted incidence rate ratio; bDMARDs, biologic disease-modifying antirheumatic drugs; CORRONA, Consortium of Rheumatology Researchers of North America; CZP, certolizumab pegol; ETA, etanercept; GOL, golimumab; IFX, infliximab; RTX, rituximab; TCZ, tocilizumab; TNFi, tumour necrosis factor inhibitor; TOFA, tofacitinib; tsDMARDs, target synthetic disease-modifying antirheumatic drugs.

limitations. For instance, patients in different treatment groups may have prognostic dissimilarities (driven by non-random treatment allocation) that can blur treatment effects (confounding by indication).⁴ Also, information bias, especially relevant in studies from administrative ('claims') databases, is a possible limitation. We assessed how researchers dealt with these and other issues by using a validated tool to estimate an overall RoB for each study, which should be considered when interpreting the results of this SLR.

Importantly, however, we have also evaluated safety data from RCTs and LTE for drugs as yet without much 'real-world' data available. Even if most RCTs are not powered to detect differences in adverse events between treatment groups, and LTEs have no comparator allowing a proper risk assessment, early safety signals can be detected and inform future research. Two

examples are the assessment of VTE/PE with JAKi and the imbalance in mortality for sirukumab.^{86 88 92 94 96}

New evidence from studies assessing the risk of infections with bDMARDs are mostly in line with the 2016 SLR. That is, an increased risk of SI with bDMARDs compared with csDMARDs was again noted, but without major differences across bDMARDs. New data also support an increased risk of tuberculosis with monoclonal TNFi, especially adalimumab, compared with etanercept (conflicting data in the previous SLR), but this is a quantitative and not a qualitative result and all patients undergoing TNFi (and most other bDMARD) therapy must be tested (and if positive treated) for latent tuberculosis.^{13 17} In addition, all (old and new) studies are at high RoB (eg, by the lack of validation of the outcome), which hampers firm conclusions to be drawn. The risk of tuberculosis with non-TNFi has been less well studied. Although a lower risk of

Rheumatoid arthritis

Table 4 Venous thromboembolism in patients on tsDMARDs (randomised controlled trials)

Study ID (trial)	Follow-up	Intervention	N	VTE (%)	Risk of bias
Placebo-controlled trials					
Burmester 2018 Lancet (SELECT-NEXT) ⁹¹	12	PBO	221	0 (0)	Low
		UPA 15 QD	221	0 (0)	
		UPA 30 QD	219	0 (0)	
Dougados 2017 Ann Rheum Dis (RA-BUILD) ⁹²	24	PBO	228	0 (0.0)	Low
		BAR 2 QD	229	0 (0.0)	
		BAR 4 QD	227	1 (0.4)*	
Genovese 2018 Lancet (SELECT-BEYOND) ⁹⁶	24	PBO	169	0 (0)	Low
		UPA 15 QD	164	3 (1.8)†	
		UPA 30 QD	165	1 (0.6)‡	
Head-to-head trials					
Fleischmann 2017 Arthritis Rheumatol (RA-BEGIN) ⁹⁵	52	MTX Q1W mono	210	1 (0.5)§	Low
		BAR 4 QD mono	159	0 (0.0)	
		BAR 4 QD+MTX Q1W	215	0 (0.0)	
		BAR 4 QD	487	1 (0.2)¶	
Taylor 2017 N Engl J Med (RA-BEAM) ⁹⁴	52	ADA 40 Q2W	330	0 (0.0)	Low

*Pulmonary embolism.

†One case of pulmonary embolism occurred during the 12-week PBO-controlled phase and two cases (one with concomitant deep venous thrombosis) between week 12 and week 24 in patients who switched from PBO to UPA15 (2/72=2.8%).

‡One case of pulmonary embolism in a patient who switched from PBO to UPA30 after week 12.

§Death by pulmonary thromboembolism.

¶Thrombophlebitis.

mono, monotherapy; QD, once daily; Q1W, once a week.

tuberculosis with rituximab compared with TNFi has been found, it remains unclear whether this finding reflects drugs' different modes of action or is better explained by residual confounding (eg, by treatment with glucocorticoids).²²

The current SLR adds to the available literature by increasing the body of evidence showing no difference in the risk of HZ infection between TNFi and non-TNFi. On the contrary, one study from a claims database has shown an increased HZ risk with tofacitinib

Table 5 Intestinal perforations in patients on bDMARDs (IL-6 inhibitors) (randomised controlled trials)

Study ID (trial)	Follow-up	Intervention	N	N intestinal perforations (%)	Risk of bias
Placebo-controlled trials					
Aletaha 2017 Lancet (SIRROUND-T) ⁷³	24	PBO	294	0 (0.0)	Low
		SIR 50 Q4W	292	2 (0.7)	
		SIR 100 Q2W	292	3 (1.0)*	
Fleischmann 2017 Arthritis Rheumatol (TARGET) ⁷⁹	24	PBO	181	0 (0.0)	Low
		SAR 150 Q2W	181	0 (0.0)	
		SAR 200 Q2W	184	0 (0.0)	
Takeuchi 2016 Mod Rheumatol ⁸⁵	12	PBO	29	0 (0.0)	Unclear
		OKZ 60 Q4W	32	0 (0.0)	
		OKZ 120 Q4W	32	0 (0.0)	
		OKZ 240 Q4W	26	0 (0.0)	
Takeuchi 2017 Ann Rheum Dis (SIRROUND-D) ⁸⁶	52	PBO	556	1 (0.2)†	Unclear
		SIR 50 Q4W	663	1 (0.2)‡	
		SIR 100 Q2W	662	0 (0.0)	
Head-to-head trials					
Burmester 2017 Ann Rheum Dis (MONARCH) ⁷⁴	24	ADA 40 Q2W	184	0 (0.0)	Low
		SAR 200 Q2W	184	0 (0.0)	
Taylor 2018 Ann Rheum Dis (SIRROUND-H) ⁸⁸	68	ADA 40 Q2W	186	0 (0.0)	Low
		SIR 50 Q4W	186	1 (0.5)§	
		SIR 100 Q2W	187	1 (0.5)§	

*Two additional perforations occurred in patients switching from placebo to SIR 100 after week 24 up to week 52; thus, in total, seven perforations occurred (three upper gastrointestinal perforations and four lower intestinal perforations).

†Upper gastrointestinal perforation.

‡Lower intestinal perforation (patients randomised to PBO with early escape to SIR 50).

§Location not specified.

ADA, adalimumab; OKZ, olokizumab; PBO, placebo; Q2W, every 2 weeks; Q4W, every 4 weeks; SAR, sarilumab; SIR, sirukumab.

compared with abatacept.¹⁴ RCTs and LTE were less informative due to small number of cases (mostly mild), but suggest a class effect for JAKis and that infection by HZ is especially relevant in Japanese¹⁰⁸ and Korean patients with RA.¹¹² The reason for this geographical distribution remains unknown, but a genetic predisposition could play a role. Live HZ vaccination has proven to be safe and effective in inducing immune responses,¹¹³ but did not reduce the risk of infection in another (likely underpowered) study,¹¹⁴ in patients with RA starting tofacitinib. A non-live, recombinant HZ vaccine is available but not yet tested in RA.¹¹⁵ More data are needed to clarify the role of HZ vaccination in RA especially in patients starting on JAKi.¹¹⁶

The risk of LIP has been consistently found to be increased in patients on tocilizumab in three independent observational studies included in this SLR,^{42–44} which is in line with the available evidence.¹¹⁷ Thus far, ‘real-world’ data on IL-6Ri are available only for tocilizumab, but data from RCTs suggest a class effect. The risk of LIP with sarilumab will have to be re-evaluated once registry data become available. Screening for risk factors for LIP (eg, history of diverticulitis) is advised before initiating IL-6Ri.¹¹⁷ More long-term observational studies (with a proper comparator) are needed to clarify the risk of LIP with JAKi seen in previous pooled analyses of trial data.^{118–120}

Overall, the risk of MACE did not differ between bDMARDs and csDMARDs nor across different bDMARDs. Of note, most evidence stems from studies on ‘claims databases’ with a high risk of bias. One recent open-label RCT, not included in the SLR because it was accepted for publication after the search was done (8 March 2019), compared the risk of MACE between tocilizumab and etanercept over a mean of 3.2 years of follow-up in patients with ≥ 1 traditional cardiovascular (CV) risk factor and also found no difference in risk of MACE.¹²¹ In contrast, RCT data suggest an imbalance in the number of deaths (also by MACE) between sirukumab and placebo/active comparator, which halted its further development in RA.¹²²

While one observational study performed with ‘claims’ data showed no significant increased risk of VTE with tofacitinib compared with TNFi,³³ data from RCTs included in this SLR suggest an increased risk of VTE with JAKi. These data are in line with a recent pooled analysis of the baricitinib clinical trials programme, where VTE occurred exclusively among patients on baricitinib 4 mg, but not baricitinib 2 mg or placebo during the 24-week placebo-controlled period.¹²³ Additional events were observed in patients treated with baricitinib 2 and 4 mg after the first 24 weeks of exposure. An interim analysis of an ongoing open-label study (A3921133) reported an increased risk of blood clots in deep veins and in the lungs with both the 5 mg and, especially, with the 10 mg twice daily doses of tofacitinib as compared with patients taking TNFi in patients with ≥ 1 CV risk factor.^{124 125} This interim analysis was published after the literature search (8 March 2019) and after the task force meeting for the EULAR recommendations on the management of RA had already taken place. These data suggest that JAKi increases the risk of VTE, above the underlying effect of RA itself,¹²⁶ especially in patients with CV risk factors, but the risk is low and with unclear pathogenic mechanisms. Nonetheless, in light of the currently available evidence, the European Medicine Agency (EMA) has issued warnings to use tofacitinib and baricitinib with caution in RA patients with risk factors for VTE.^{124 127} In addition, the Food and Drug Administration did not approve the 4 mg dose of baricitinib.^{128 129} Well-designed long-term observational studies will be key to clarify this issue in the near future.

Although this SLR aimed at including all safety outcomes, studies assessing the safety of using DMARDs during pregnancy could not be included. Also, controlled studies assessing the long-term safety

of glucocorticoids are still lacking. Two studies (without comparator) have shown that treatment with glucocorticoids might associate with increased mortality, and in one of these studies, the risk was dose-dependent.^{130 131} The reader is referred to the EULAR points to consider for the use of DMARDs in pregnancy and lactation and the EULAR recommendations on the management of glucocorticoid therapy in rheumatic diseases.^{132 133} Recently, EMA alerted practitioners to the risk of severe liver failure with tocilizumab, based on yet unpublished data.¹³⁴

Finally, although the first observational studies on tsDMARDs could have been included (all on tofacitinib), still most evidence included in this SLR pertains to bDMARDs. With more tsDMARDs expected to be approved in the coming years, more ‘real-world’ evidence will be generated to inform future updates of this SLR, following the usual periodic revisions of the RA management recommendations.

Author affiliations

¹Department of Rheumatology, Leiden University Medical Center, Leiden, The Netherlands

²NOVA Medical School, Universidade Nova de Lisboa, Lisboa, Portugal, Lisboa, Portugal

³Division of Rheumatology, Department of Medicine 3, Medical University of Vienna, Vienna, Austria

⁴2nd Department of Medicine, Hietzing Hospital, Vienna, Austria

⁵Department of Rheumatology, Hôpital Cochin. Assistance Publique - Hôpitaux de Paris, Paris, France

⁶Clinical Epidemiology and Biostatistics, INSERM U1153, Paris, France

⁷Department Rheumatology and Clinical Immunology, Amsterdam University Medical Centres, Amsterdam, The Netherlands

⁸Institute of Infection, Immunity and Inflammation, College of Medical Veterinary and Life Sciences, University of Glasgow, Glasgow, UK

⁹Department of Rheumatology, University Medical Centre Utrecht, Utrecht, The Netherlands

¹⁰Department of Rheumatology and Clinical Immunology, Charité Universitätsmedizin Berlin, Berlin, Germany

¹¹EULAR Standing Committee of People with Arthritis/Rheumatism in Europe, Zurich, Switzerland

¹²Center for Personalized Health, Feinstein Institute for Medical Research, Northwell Health, New York, New York, USA

¹³Amsterdam University Medical Center (ARC), Amsterdam, The Netherlands

¹⁴Department of Rheumatology, Zuyderland Medical Center, Heerlen, The Netherlands

Contributors All authors contributed and finally approved the current manuscript.

Funding European League Against Rheumatism. AS is supported by a doctoral grant from “Fundação para 12 a Ciência e Tecnologia” (SFRH/BD/108246/2015).

Competing interests AS: Honoraria as speaker: Novartis. AK: Bristol-Myers Squibb, Celgene, Merck Sharp & Dohme and Pfizer. JS: Grants from Abbvie, AstraZeneca, Janssen, Lilly, Novartis, Roche and honoraria from Abbvie, Amgen, AstraZeneca, Astor, BMS, Celgene, Celltrion, Chugai, Gilead, ILTOO, Janssen, Lilly, MSD, Novartis-Sandoz, Pfizer, Roche, Samsung, Sanofi and UCB. DvdH: Received consulting fees from AbbVie, Amgen, Astellas, AstraZeneca, BMS, Boehringer Ingelheim, Celgene, Daiichi, Eli-Lilly, Galapagos, Gilead, GlaxoSmithKline, Janssen, Merck, Novartis, Pfizer, Regeneron, Roche, Sanofi, Takeda and UCB Pharma and is Director of Imaging Rheumatology bv. MD: Received research grants from and honorarium fees for his participation at advisory boards and/or symposium organised by Pfizer, UCB, AbbVie, Lilly, Novartis, BMS, Roche and Merck. RvV: Research support and grants: BMS, GSK, Lilly, Pfizer, UCB Pharma. Consultancy, honoraria: AbbVie, AstraZeneca, Biotest, Celgene, GSK, Janssen, Lilly, Novartis, Pfizer, Servier and UCB. IMcl: grants from AstraZeneca, UCB, BMS, Janssen, GSK, Compugen, Boehringer, Celgene and honoraria from Abbvie, BMS, Janssen, Novartis, UCB, AstraZeneca, Celgene, Causeway, Lilly, Leo and Novimmune. JB: Honoraria as speaker and for consulting: Abbvie, Lilly, MSD, Roche, Sanofi and SUN. GRB: Honoraria as speaker and for consulting: Abbvie, BMS, Gilead, Lilly, MSD, Pfizer, UCB, Roche and Sanofi. MdW: Over the last two years, Stichting Tools has received fees for lectures or consultancy for contributions of Maarten de Wit from Abbvie, Celgene, Eli Lilly, Janssen-Cilag and Pfizer. LF: None. RL: Received consulting fees from AbbVie, BMS, Celgene, Eli-Lilly, Galapagos, Gilead, GlaxoSmithKline, Janssen, Merck, Novartis, Pfizer, Roche and UCB and is Director of Rheumatology Consultancy bv.

Patient consent for publication Not required.

Provenance and peer review Not commissioned; externally peer reviewed.

ORCID iDs

Alexandre Sepriano <http://orcid.org/0000-0003-1954-0229>
 Andreas Kerschbaumer <http://orcid.org/0000-0002-6685-8873>
 Désirée van der Heijde <http://orcid.org/0000-0002-5781-158X>
 Maarten de Wit <http://orcid.org/0000-0002-8428-6354>

REFERENCES

- Smolen JS, van der Heijde D, Machold KP, et al. Proposal for a new nomenclature of disease-modifying antirheumatic drugs: Table 1. *Ann Rheum Dis* 2014;73:3–5.
- Smolen JS, Landewé R, Bijlsma J, et al. EULAR recommendations for the management of rheumatoid arthritis with synthetic and biological disease-modifying antirheumatic drugs: 2019 update. *Ann Rheum Dis* (in revision). *Annals of the Rheumatic Diseases* 2019;69:964–75.
- Ramiro S, Sepriano A, Chatzidionysiou K, et al. Safety of synthetic and biological DMARDs: a systematic literature review informing the 2016 update of the EULAR recommendations for management of rheumatoid arthritis. *Ann Rheum Dis* 2017;76:1101–36.
- Landewé RBM. Editorial: methotrexate saves lives: a pearl of observational research. *Arthritis & Rheumatism* 2013;65:307–9.
- Kerschbaumer A, Sepriano A, Smolen JS, et al. Efficacy of pharmacological treatment of rheumatoid arthritis: a systematic literature review informing the 2019 update of the EULAR recommendations for the management of rheumatoid arthritis. *Ann Rheum Dis* 2019 (in revision). *Annals of the Rheumatic Diseases* 2020;79:731–46.
- Sackett DWR, Rosenberg W, et al. *Evidence-Based medicine: how to practice and teach EBM*. London: Churchill Livingstone, 1997.
- Hayden JA, Côté P, Bombardier C. Evaluation of the quality of prognosis studies in systematic reviews. *Ann Intern Med* 2006;144:427–37.
- Higgins JPT, Altman DG, Gotzsche PC, et al. The Cochrane collaboration's tool for assessing risk of bias in randomised trials. *BMJ* 2011;343:d5928.
2019. Available:file:///C:/Users/User/Downloads/bmjopen-2017-August-7-8-inline-supplementary-material-3.pdf [Accessed 14 Dec 2019].
- Bruce ES, Kearsley-Fleet L, Watson KD, et al. Risk of *Pneumocystis jirovecii* pneumonia in patients with rheumatoid arthritis treated with inhibitors of tumour necrosis factor α : results from the British Society for Rheumatology Biologics Register for Rheumatoid Arthritis: Table 1. *Rheumatology* 2016;55:1336–7.
- Carrara G, Bortoluzzi A, Sakellariou G, et al. Risk of hospitalisation for serious bacterial infections in patients with rheumatoid arthritis treated with biologics. analysis from the record linkage on rheumatic disease study of the Italian Society for rheumatology. *Clin Exp Rheumatol* 2019;37:60–6.
- Cecconi M, Ranza R, Tittton DC, et al. Incidence of infectious adverse events in patients with rheumatoid arthritis and spondyloarthritis on biologic Drugs-Data from the Brazilian Registry for biologics monitoring. *J Clin Rheumatol* 2018;25:25.
- Cho S-K, Kim D, Won S, et al. Safety of resuming biologic DMARDs in patients who develop tuberculosis after anti-TNF treatment. *Semin Arthritis Rheum* 2017;47:102–7.
- Curtis JR, Xie F, Yun H, et al. Real-World comparative risks of herpes virus infections in tofacitinib and biologic-treated patients with rheumatoid arthritis. *Ann Rheum Dis* 2016;75:1843–7.
- Grøn KL, Arkema EV, Glinthorg B, et al. Risk of serious infections in patients with rheumatoid arthritis treated in routine care with abatacept, rituximab and tocilizumab in Denmark and Sweden. *Ann Rheum Dis* 2019;78:320–7.
- Harrold LR, Litman HJ, Saunders KC, et al. One-Year risk of serious infection in patients treated with certolizumab pegol as compared with other TNF inhibitors in a real-world setting: data from a national U.S. rheumatoid arthritis registry. *Arthritis Res Ther* 2018;20:2.
- Lim CH, Chen H-H, Chen Y-H, et al. The risk of tuberculosis disease in rheumatoid arthritis patients on biologics and targeted therapy: a 15-year real world experience in Taiwan. *PLoS One* 2017;12:e0178035.
- Machado Marina Amaral de Ávila, Moura CSde, Guerra SF, et al. Effectiveness and safety of tofacitinib in rheumatoid arthritis: a cohort study. *Arthritis Res Ther* 2018;20:60.
- Mori S, Yoshitama T, Hidaka T, et al. Comparative risk of hospitalized infection between biological agents in rheumatoid arthritis patients: a multicenter retrospective cohort study in Japan. *PLoS One* 2017;12:e0179179.
- Pawar A, Desai RJ, Solomon DH, et al. Risk of serious infections in tocilizumab versus other biologic drugs in patients with rheumatoid arthritis: a multidatabase cohort study. *Ann Rheum Dis* 2019;78:456–64.
- Richter A, Listing J, Schneider M, et al. Impact of treatment with biologic DMARDs on the risk of sepsis or mortality after serious infection in patients with rheumatoid arthritis. *Ann Rheum Dis* 2016;75:1667–73.
- Rutherford AI, Patarata E, Subesinghe S, et al. Opportunistic infections in rheumatoid arthritis patients exposed to biologic therapy: results from the British Society for rheumatology biologics register for rheumatoid arthritis. *Rheumatology* 2018;57:997–1001.
- Rutherford AI, Subesinghe S, Hyrich KL, et al. Serious infection across biologic-treated patients with rheumatoid arthritis: results from the British Society for rheumatology biologics register for rheumatoid arthritis. *Ann Rheum Dis* 2018;17:annrheumdis-2017-212825–2010.
- Silva-Fernández L, De Cock D, Lunt M, et al. Serious infection risk after 1 year between patients with rheumatoid arthritis treated with rituximab or with a second TNFi after initial TNFi failure: results from the British Society for rheumatology biologics register for rheumatoid arthritis. *Rheumatology* 2018;57:1533–40.
- Zamora-Legoff JA, Krause ML, Crowson CS, et al. Risk of serious infection in patients with rheumatoid arthritis-associated interstitial lung disease. *Clin Rheumatol* 2016;35:2585–9.
- Kim SC, Schneeweiss S, Liu J, et al. Biologic disease-modifying antirheumatic drugs and risk of high-grade cervical dysplasia and cervical cancer in rheumatoid arthritis: a cohort study. *Arthritis Rheumatol* 2016;68:2106–13.
- Lange E, Blizzard L, Venn A, et al. Disease-Modifying anti-rheumatic drugs and non-melanoma skin cancer in inflammatory arthritis patients: a retrospective cohort study. *Rheumatology* 2016;55:1594–600.
- Mercer LK, Asklung J, Raaschou P, et al. Risk of invasive melanoma in patients with rheumatoid arthritis treated with biologics: results from a collaborative project of 11 European biologic registers. *Ann Rheum Dis* 2017;76:386–91.
- Mercer LK, Galloway JB, Lunt M, et al. Risk of lymphoma in patients exposed to antitumour necrosis factor therapy: results from the British Society for rheumatology biologics register for rheumatoid arthritis. *Ann Rheum Dis* 2017;76:497–503.
- Silva-Fernández L, Lunt M, Kearsley-Fleet L, et al. The incidence of cancer in patients with rheumatoid arthritis and a prior malignancy who receive TNF inhibitors or rituximab: results from the British Society for rheumatology biologics Register-Rheumatoid arthritis. *Rheumatology* 2016;55:2033–9.
- Wadström H, Frisell T, Asklung J, et al. Malignant neoplasms in patients with rheumatoid arthritis treated with tumor necrosis factor inhibitors, tocilizumab, abatacept, or rituximab in clinical practice. *JAMA Intern Med* 2017;177:1605–12.
- Wadström H, Frisell T, Sparén P, et al. Do RA or TNF inhibitors increase the risk of cervical neoplasia or of recurrence of previous neoplasia? A nationwide study from Sweden. *Ann Rheum Dis* 2016;75:1272–8.
- Desai RJ, Pawar A, Weinblatt ME, et al. Comparative risk of venous thromboembolism in rheumatoid arthritis patients receiving tofacitinib versus those receiving tumor necrosis factor inhibitors: an observational cohort study. *Arthritis Rheumatol* 2019;71:892–900.
- Generali E, Carrara G, Kallikourdis M, et al. Risk of hospitalization for heart failure in rheumatoid arthritis patients treated with etanercept and abatacept. *Rheumatol Int* 2019;39:239–43.
- Herrinton LJ, Ray GT, Curtis JR, et al. An observational study of cardiovascular risks associated with rheumatoid arthritis therapies: a comparison of two analytical approaches. *Perm* 2018;22:19.
- Jin Y, Kang EH, Brill G, et al. Cardiovascular (cv) risk after initiation of abatacept versus TNF inhibitors in rheumatoid arthritis patients with and without baseline cv disease. *J Rheumatol* 2018;45:1240–8.
- Kim SC, Solomon DH, Rogers JR, et al. Cardiovascular safety of tocilizumab versus tumor necrosis factor inhibitors in patients with rheumatoid arthritis: a Multi-Database cohort study. *Arthritis Rheumatol* 2017;69:1154–64.
- Kim SC, Solomon DH, Rogers JR, et al. No difference in cardiovascular risk of tocilizumab versus abatacept for rheumatoid arthritis: a multi-database cohort study. *Semin Arthritis Rheum* 2018;48:399–405.
- Low ASL, Symmons DPM, Lunt M, et al. Relationship between exposure to tumour necrosis factor inhibitor therapy and incidence and severity of myocardial infarction in patients with rheumatoid arthritis. *Ann Rheum Dis* 2017;76:654–60.
- Meissner Y, Richter A, Manger B, et al. Serious adverse events and the risk of stroke in patients with rheumatoid arthritis: results from the German rabbit cohort. *Ann Rheum Dis* 2017;76:1583–90.
- Zhang J, Xie F, Yun H, et al. Comparative effects of biologics on cardiovascular risk among older patients with rheumatoid arthritis. *Ann Rheum Dis* 2016;75:1813–8.
- Monemi S, Berber E, Sarsour K, et al. Incidence of gastrointestinal perforations in patients with rheumatoid arthritis treated with tocilizumab from clinical trial, postmarketing, and real-world data sources. *Rheumatol Ther* 2016;3:337–52.
- Strangfeld A, Richter A, Siegmund B, et al. Risk for lower intestinal perforations in patients with rheumatoid arthritis treated with tocilizumab in comparison to treatment with other biologic or conventional synthetic DMARDs. *Ann Rheum Dis* 2017;76:504–10.
- Xie F, Yun H, Bernatsky S, et al. Brief report: risk of gastrointestinal perforation among rheumatoid arthritis patients receiving tofacitinib, tocilizumab, or other biologic treatments. *Arthritis Rheumatol* 2016;68:2612–7.
- Brodzky V, Bíró A, Szekanez Z, et al. Determinants of biological drug survival in rheumatoid arthritis: evidence from a Hungarian rheumatology center over 8 years of retrospective data. *ClinicoEcon* 2017;9:139–47.
- Ebina K, Hashimoto M, Yamamoto W, et al. Drug retention and discontinuation reasons between seven biologics in patients with rheumatoid arthritis -The answer cohort study. *PLoS One* 2018;13:e0194130.
- Gottenberg J-E, Morel J, Perrodeau E, et al. Comparative effectiveness of rituximab, abatacept, and tocilizumab in adults with rheumatoid arthritis and inadequate response to TNF inhibitors: prospective cohort study. *BMJ* 2019;364:l67.

- 48 Leon L, Gomez A, Vadillo C, *et al.* Severe adverse drug reactions to biological disease-modifying anti-rheumatic drugs in elderly patients with rheumatoid arthritis in clinical practice. *Clin Exp Rheumatol* 2018;36:29–35.
- 49 Narongroeknawin P, Chevaisrakul P, Kasitanon N, *et al.* Drug survival and reasons for discontinuation of the first biological disease modifying antirheumatic drugs in Thai patients with rheumatoid arthritis: analysis from the Thai rheumatic disease prior authorization registry. *Int J Rheum Dis* 2018;21:170–8.
- 50 Jani M, Dixon WG, Kersley-Fleet L, *et al.* Drug-Specific risk and characteristics of lupus and vasculitis-like events in patients with rheumatoid arthritis treated with TNFi: results from BSRBR-RA. *RMD Open* 2017;3:e000314.
- 51 Yun H, Xie F, Beyl RN, *et al.* Risk of hypersensitivity to biologic agents among Medicare patients with rheumatoid arthritis. *Arthritis Care Res* 2017;69:1526–34.
- 52 Apsangikar P, Chaudhry S, Naik M, *et al.* A prospective, randomized, double-blind, comparative clinical study of efficacy and safety of a biosimilar adalimumab with innovator product in patients with active rheumatoid arthritis on a stable dose of methotrexate. *Indian J Rheumatol* 2018;13:84–9.
- 53 Bae S-C, Kim J, Choe J-Y, *et al.* A phase III, multicentre, randomised, double-blind, active-controlled, parallel-group trial comparing safety and efficacy of HD203, with innovator etanercept, in combination with methotrexate, in patients with rheumatoid arthritis: the HERA study. *Ann Rheum Dis* 2017;76:65–71.
- 54 Choe J-Y, Prodanovic N, Niebrzydowski J, *et al.* A randomised, double-blind, phase III study comparing Sb2, an infliximab biosimilar, to the infliximab reference product remicade in patients with moderate to severe rheumatoid arthritis despite methotrexate therapy. *Ann Rheum Dis* 2017;76:58–64.
- 55 Cohen S, Genovese MC, Choy E, *et al.* Efficacy and safety of the biosimilar ABP 501 compared with adalimumab in patients with moderate to severe rheumatoid arthritis: a randomised, double-blind, phase III equivalence study. *Ann Rheum Dis* 2017;76:1679–87.
- 56 Cohen SB, Alonso-Ruiz A, Klimiuk PA, *et al.* Similar efficacy, safety and immunogenicity of adalimumab biosimilar BI 695501 and Humira reference product in patients with moderately to severely active rheumatoid arthritis: results from the phase III randomised VOLTAIRE-RA equivalence study. *Ann Rheum Dis* 2018;77:914–21.
- 57 Cohen SB, Alten R, Kameda H, *et al.* A randomized controlled trial comparing PF-06438179/GP1111 (an infliximab biosimilar) and infliximab reference product for treatment of moderate to severe active rheumatoid arthritis despite methotrexate therapy. *Arthritis Res Ther* 2018;20:155.
- 58 Fleischmann RM, Alten R, Pileckyte M, *et al.* A comparative clinical study of PF-06410293, a candidate adalimumab biosimilar, and adalimumab reference product (Humira®) in the treatment of active rheumatoid arthritis. *Arthritis Res Ther* 2018;20:178.
- 59 Jamshidi A, Gharibdoost F, Vojdani M, *et al.* A phase III, randomized, two-armed, double-blind, parallel, active controlled, and non-inferiority clinical trial to compare efficacy and safety of biosimilar adalimumab (CinnoRA®) to the reference product (Humira®) in patients with active rheumatoid arthritis. *Arthritis Res Ther* 2017;19:168.
- 60 Jani RH, Gupta R, Bhatia G, *et al.* A prospective, randomized, double-blind, multicentre, parallel-group, active controlled study to compare efficacy and safety of biosimilar adalimumab (Exemptia; ZRC-3197) and adalimumab (Humira) in patients with rheumatoid arthritis. *Int J Rheum Dis* 2016;19:1157–68.
- 61 Matsuno H, Tomomitsu M, Hagino A, *et al.* Phase III, multicentre, double-blind, randomised, parallel-group study to evaluate the similarities between LBEC0101 and etanercept reference product in terms of efficacy and safety in patients with active rheumatoid arthritis inadequately responding to methotrexate. *Ann Rheum Dis* 2018;77:488–94.
- 62 Matucci-Cerinic M, Allnore Y, Kavanaugh A, *et al.* Efficacy, safety and immunogenicity of GP2015, an etanercept biosimilar, compared with the reference etanercept in patients with moderate-to-severe rheumatoid arthritis: 24-week results from the comparative phase III, randomised, double-blind EQUIRA study. *RMD Open* 2018;4:e000757.
- 63 Park W, Božić-Majstorović L, Milaković D, *et al.* Comparison of biosimilar CT-P10 and innovator rituximab in patients with rheumatoid arthritis: a randomized controlled phase 3 trial. *MAbs* 2018;10:934–43.
- 64 Smolen JS, Choe J-Y, Prodanovic N, *et al.* Comparing biosimilar Sb2 with reference infliximab after 54 weeks of a double-blind trial: clinical, structural and safety results. *Rheumatology* 2017;56:1771–9.
- 65 Smolen JS, Choe J-Y, Prodanovic N, *et al.* Safety, immunogenicity and efficacy after switching from reference infliximab to biosimilar Sb2 compared with continuing reference infliximab and Sb2 in patients with rheumatoid arthritis: results of a randomised, double-blind, phase III transition study. *Ann Rheum Dis* 2018;77:234–40.
- 66 Smolen JS, Cohen SB, Tony H-P, *et al.* A randomised, double-blind trial to demonstrate bioequivalence of GP2013 and reference rituximab combined with methotrexate in patients with active rheumatoid arthritis. *Ann Rheum Dis* 2017;76:1598–602.
- 67 Weinblatt ME, Baranaukaite A, Dokoupilova E, *et al.* Switching from reference adalimumab to SB5 (adalimumab Biosimilar) in patients with rheumatoid arthritis: Fifty-Two-Week phase III randomized study results. *Arthritis Rheumatol* 2018;70:832–40.
- 68 Weinblatt ME, Baranaukaite A, Niebrzydowski J, *et al.* Phase III randomized study of SB5, an adalimumab Biosimilar, versus reference adalimumab in patients with moderate-to-severe rheumatoid arthritis. *Arthritis Rheumatol* 2018;70:40–8.
- 69 Yoo DH, Racewicz A, Brzezicki J, *et al.* A phase III randomized study to evaluate the efficacy and safety of CT-P13 compared with reference infliximab in patients with active rheumatoid arthritis: 54-week results from the PLANETRA study. *Arthritis Res Ther* 2016;18:82.
- 70 Emery P, Vencovsky J, Sylwestrzak A, *et al.* Long-Term efficacy and safety in patients with rheumatoid arthritis continuing on Sb4 or switching from reference etanercept to Sb4. *Ann Rheum Dis* 2017;76:1986–91.
- 71 Tanaka Y, Yamanaka H, Takeuchi T, *et al.* Safety and efficacy of CT-P13 in Japanese patients with rheumatoid arthritis in an extension phase or after switching from infliximab. *Mod Rheumatol* 2017;27:237–45.
- 72 Yoo DH, Prodanovic N, Jaworski J, *et al.* Efficacy and safety of CT-P13 (biosimilar infliximab) in patients with rheumatoid arthritis: comparison between switching from reference infliximab to CT-P13 and continuing CT-P13 in the PLANETRA extension study. *Ann Rheum Dis* 2017;76:355–63.
- 73 Aletaha D, Bingham CO, Tanaka Y, *et al.* Efficacy and safety of sirukumab in patients with active rheumatoid arthritis refractory to anti-TNF therapy (SIRROUND-T): a randomised, double-blind, placebo-controlled, parallel-group, multinational, phase 3 study. *The Lancet* 2017;389:1206–17.
- 74 Burmester GR, Lin Y, Patel R, *et al.* Efficacy and safety of sarilumab monotherapy versus adalimumab monotherapy for the treatment of patients with active rheumatoid arthritis (monarch): a randomised, double-blind, parallel-group phase III trial. *Ann Rheum Dis* 2017;76:840–7.
- 75 Burmester GR, McInnes IB, Kremer J, *et al.* A randomised phase IIb study of mavrilimumab, a novel GM-CSF receptor alpha monoclonal antibody, in the treatment of rheumatoid arthritis. *Ann Rheum Dis* 2017;76:1020–30.
- 76 Burmester GR, McInnes IB, Kremer JM, *et al.* Mavrilimumab, a fully human granulocyte-macrophage colony-stimulating factor receptor α monoclonal antibody: long-term safety and efficacy in patients with rheumatoid arthritis. *Arthritis Rheumatol* 2018;70:679–89.
- 77 Damjanov N, Tlustochowicz M, Aelion J, *et al.* Safety and efficacy of SBI-087, a subcutaneous agent for B cell depletion, in patients with active rheumatoid arthritis: results from a phase II randomized, double-blind, placebo-controlled study. *J Rheumatol* 2016;43:2094–100.
- 78 Emery P, Rondon J, Parrino J, *et al.* Safety and tolerability of subcutaneous sarilumab and intravenous tocilizumab in patients with rheumatoid arthritis. *Rheumatology* 2019;58:849–58.
- 79 Fleischmann R, van Adelsberg J, Lin Y, *et al.* Sarilumab and Nonbiologic disease-modifying antirheumatic drugs in patients with active rheumatoid arthritis and inadequate response or intolerance to tumor necrosis factor inhibitors. *Arthritis Rheumatol* 2017;69:277–90.
- 80 Genovese MC, Braun DK, Erickson JS, *et al.* Safety and efficacy of open-label subcutaneous ixekizumab treatment for 48 weeks in a phase II study in Biologic-naïve and TNF-IR patients with rheumatoid arthritis. *J Rheumatol* 2016;43:289–97.
- 81 Genovese MC, van Adelsberg J, Fan C, *et al.* Two years of sarilumab in patients with rheumatoid arthritis and an inadequate response to MTX: safety, efficacy and radiographic outcomes. *Rheumatology* 2018;57:1423–31.
- 82 Genovese MC, Weinblatt ME, Aelion JA, *et al.* ABT-122, a bispecific dual variable domain immunoglobulin targeting tumor necrosis factor and interleukin-17A, in patients with rheumatoid arthritis with an inadequate response to methotrexate: a randomized, double-blind study. *Arthritis Rheumatol* 2018;70:1710–20.
- 83 Mease PJ, Jeka S, Jaller JJ, *et al.* CNTO6785, a fully human Antiinterleukin 17 monoclonal antibody, in patients with rheumatoid arthritis with inadequate response to methotrexate: a randomized, placebo-controlled, phase II, dose-ranging study. *J Rheumatol* 2018;45:22–31.
- 84 Smolen JS, Agarwal SK, Ilianova E, *et al.* A randomised phase II study evaluating the efficacy and safety of subcutaneously administered ustekinumab and guselkumab in patients with active rheumatoid arthritis despite treatment with methotrexate. *Ann Rheum Dis* 2017;76:831–9.
- 85 Takeuchi T, Tanaka Y, Yamanaka H, *et al.* Efficacy and safety of olokizumab in Asian patients with moderate-to-severe rheumatoid arthritis, previously exposed to anti-TNF therapy: Results from a randomized phase II trial.[Erratum appears in Mod Rheumatol. 2018 Sep;28(5):911-912; PMID: 29869893]. *Mod Rheumatol* 2016;26:15–23.
- 86 Takeuchi T, Thorne C, Karpouzias G, *et al.* Sirukumab for rheumatoid arthritis: the phase III SIRROUND-D study. *Ann Rheum Dis* 2017;76:2001–8.
- 87 Takeuchi T, Yamanaka H, Harigai M, *et al.* Sirukumab in rheumatoid arthritis refractory to sulfasalazine or methotrexate: a randomized phase 3 safety and efficacy study in Japanese patients. *Arthritis Res Ther* 2018;20:42.
- 88 Taylor PC, Schiff MH, Wang Q, *et al.* Efficacy and safety of monotherapy with sirukumab compared with adalimumab monotherapy in biologic-naïve patients with active rheumatoid arthritis (SIRROUND-H): a randomised, double-blind, parallel-group, multinational, 52-week, phase 3 study. *Ann Rheum Dis* 2018;77:658–66.

- 89 van Vollenhoven RF, Keystone EC, Strand V, *et al.* Efficacy and safety of tregalizumab in patients with rheumatoid arthritis and an inadequate response to methotrexate: results of a phase IIb, randomised, placebo-controlled trial. *Ann Rheum Dis* 2018;77:495–9.
- 90 Weinblatt ME, McInnes IB, Kremer JM, *et al.* A randomized phase IIb study of Mavrilimumab and golimumab in rheumatoid arthritis. *Arthritis Rheumatol* 2018;70:49–59.
- 91 Burmester GR, Kremer JM, Van den Bosch F, *et al.* Safety and efficacy of upadacitinib in patients with rheumatoid arthritis and inadequate response to conventional synthetic disease-modifying anti-rheumatic drugs (SELECT-NEXT): a randomised, double-blind, placebo-controlled phase 3 trial. *The Lancet* 2018;391:2503–12.
- 92 Dougados M, van der Heijde D, Chen Y-C, *et al.* Baricitinib in patients with inadequate response or intolerance to conventional synthetic DMARDs: results from the RA-BUILD study. *Ann Rheum Dis* 2017;76:88–95.
- 93 Fleischmann R, Mysler E, Hall S, *et al.* Efficacy and safety of tofacitinib monotherapy, tofacitinib with methotrexate, and adalimumab with methotrexate in patients with rheumatoid arthritis (oral strategy): a phase 3b/4, double-blind, head-to-head, randomised controlled trial. *The Lancet* 2017;390:457–68.
- 94 Taylor PC, Krogulec M, Dudek A, *et al.* Rheumatoid arthritis oral abstracts001. efficacy and safety of baricitinib versus placebo and adalimumab in patients with moderately to severely active rheumatoid arthritis and inadequate response to methotrexate: summary results from the 52-week phase 3 RA-Beam Study. *Rheumatology* 2017;56:ii26–9.
- 95 Fleischmann R, Schiff M, van der Heijde D, *et al.* Baricitinib, methotrexate, or combination in patients with rheumatoid arthritis and no or limited prior disease-modifying antirheumatic drug treatment. *Arthritis Rheumatol* 2017;69:506–17.
- 96 Genovese MC, Fleischmann R, Combe B, *et al.* Safety and efficacy of upadacitinib in patients with active rheumatoid arthritis refractory to biologic disease-modifying anti-rheumatic drugs (SELECT-BEYOND): a double-blind, randomised controlled phase 3 trial. *The Lancet* 2018;391:2513–24.
- 97 Genovese MC, Greenwald M, Coddling C, *et al.* Peficitinib, a JAK inhibitor, in combination with limited conventional synthetic disease-modifying antirheumatic drugs in the treatment of moderate-to-severe rheumatoid arthritis. *Arthritis Rheumatol* 2017;69:932–42.
- 98 Genovese MC, Kremer J, Zamani O, *et al.* Baricitinib in patients with refractory rheumatoid arthritis. *N Engl J Med* 2016;374:1243–52.
- 99 Genovese MC, van Vollenhoven RF, Pacheco-Tena C, *et al.* VX-509 (Decernotinib), an oral selective JAK-3 inhibitor, in combination with methotrexate in patients with rheumatoid arthritis. *Arthritis Rheumatol* 2016;68:46–55.
- 100 Kavanaugh A, Kremer J, Ponce L, *et al.* Filgotinib (GLPG0634/GS-6034), an oral selective JAK1 inhibitor, is effective as monotherapy in patients with active rheumatoid arthritis: results from a randomised, dose-finding study (Darwin 2). *Ann Rheum Dis* 2017;76:1009–19.
- 101 Keystone EC, Genovese MC, Schlichting DE, *et al.* Safety and efficacy of Baricitinib through 128 weeks in an open-label, longterm extension study in patients with rheumatoid arthritis. *J Rheumatol* 2018;45:14–21.
- 102 Kivitz AJ, Gutierrez-Ureña SR, Pooley J, *et al.* Peficitinib, a JAK inhibitor, in the treatment of moderate-to-severe rheumatoid arthritis in patients with an inadequate response to methotrexate. *Arthritis Rheumatol* 2017;69:709–19.
- 103 Li Z-G, Liu Y, Xu H-J, *et al.* Efficacy and safety of tofacitinib in Chinese patients with rheumatoid arthritis. *Chin Med J* 2018;131:2683–92.
- 104 Takeuchi T, Tanaka Y, Iwasaki M, *et al.* Efficacy and safety of the oral Janus kinase inhibitor peficitinib (ASP015K) monotherapy in patients with moderate to severe rheumatoid arthritis in Japan: a 12-week, randomised, double-blind, placebo-controlled phase IIb study. *Ann Rheum Dis* 2016;75:1057–64.
- 105 Tanaka Y, Ishii T, Cai Z, *et al.* Efficacy and safety of baricitinib in Japanese patients with active rheumatoid arthritis: a 52-week, randomized, single-blind, extension study. *Mod Rheumatol* 2018;28:20–9.
- 106 van der Heijde D, Dougados M, Chen Y-C, *et al.* Effects of baricitinib on radiographic progression of structural joint damage at 1 year in patients with rheumatoid arthritis and an inadequate response to conventional synthetic disease-modifying antirheumatic drugs. *RMD Open* 2018;4:e000662.
- 107 Westhovens R, Taylor PC, Alten R, *et al.* Filgotinib (GLPG0634/GS-6034), an oral JAK1 selective inhibitor, is effective in combination with methotrexate (MTX) in patients with active rheumatoid arthritis and insufficient response to MTX: results from a randomised, dose-finding study (Darwin 1). *Ann Rheum Dis* 2017;76:998–1008.
- 108 Yamanaka H, Tanaka Y, Takeuchi T, *et al.* Tofacitinib, an oral Janus kinase inhibitor, as monotherapy or with background methotrexate, in Japanese patients with rheumatoid arthritis: an open-label, long-term extension study. *Arthritis Res Ther* 2016;18:34.
- 109 Takeuchi T, Genovese MC, Haraoui B, *et al.* Dose reduction of baricitinib in patients with rheumatoid arthritis achieving sustained disease control: results of a prospective study. *Ann Rheum Dis* 2019;78:171–8.
- 110 Tanaka Y, Sugiyama N, Toyozumi S, *et al.* Modified- versus immediate-release tofacitinib in Japanese rheumatoid arthritis patients: a randomized, phase III, non-inferiority study. *Rheumatology* 2019;58:70–9.
- 111 Heijde D, Strand V, Tanaka Y, *et al.* Tofacitinib in Combination With Methotrexate in Patients With Rheumatoid Arthritis: Clinical Efficacy, Radiographic, and Safety Outcomes From a Twenty-Four-Month, Phase III Study. *Arthritis Rheumatol* 2019;71:878–91.
- 112 Winthrop KL, Curtis JR, Lindsey S, *et al.* Herpes zoster and tofacitinib: clinical outcomes and the risk of concomitant therapy. *Arthritis & Rheumatology* 2017;69:1960–8.
- 113 Winthrop KL, Wouters AG, Choy EH, *et al.* The safety and immunogenicity of live zoster vaccination in patients with rheumatoid arthritis before starting tofacitinib: a randomized phase II trial. *Arthritis Rheumatol* 2017;69:1969–77.
- 114 Calabrese LH, Abud-Mendoza C, Lindsey SM, *et al.* Live zoster vaccine in patients with rheumatoid arthritis treated with tofacitinib with or without methotrexate, or adalimumab with methotrexate. *Arthritis Care Res* 2019.
- 115 Furer V, Rondaan C, Heijstek MW, *et al.* 2019 update of EULAR recommendations for vaccination in adult patients with autoimmune inflammatory rheumatic diseases. *Ann Rheum Dis* 2020;79:39–52.
- 116 Winthrop KL. Erratum: the emerging safety profile of JAK inhibitors in rheumatic disease. *Nat Rev Rheumatol* 2017;13:320.
- 117 Smolen JS, Schoels MM, Nishimoto N, *et al.* Consensus statement on blocking the effects of interleukin-6 and in particular by interleukin-6 receptor inhibition in rheumatoid arthritis and other inflammatory conditions. *Ann Rheum Dis* 2013;72:482–92.
- 118 Cohen SB, Tanaka Y, Mariette X, *et al.* Long-term safety of tofacitinib for the treatment of rheumatoid arthritis up to 8.5 years: integrated analysis of data from the global clinical trials. *Ann Rheum Dis* 2017;76:1253–62.
- 119 Harigai M. Growing evidence of the safety of JAK inhibitors in patients with rheumatoid arthritis. *Rheumatology* 2019;58:34–42.
- 120 Genovese MC SJ, Takeuchi T, *et al.* Safety Profile of Baricitinib for the Treatment of Rheumatoid Arthritis up to 5.5 Years: An Updated Integrated Safety Analysis Abstract#511. *Arthritis Rheumatol* 2017;69:Abstract 511.
- 121 Giles JT, Sattar N, Gabriel S, *et al.* Cardiovascular safety of tocilizumab versus etanercept in rheumatoid arthritis: a randomized controlled trial. *Arthritis Rheumatol* 2019.
- 122 Arthritis Advisory Committee Meeting. FDA Briefing document, 2017. Available: <https://www.fda.gov/media/106325/download>
- 123 Taylor PC, Weinblatt ME, Burmester GR, *et al.* Cardiovascular safety during treatment with Baricitinib in rheumatoid arthritis. *Arthritis Rheumatol* 2019.
- 124 European Medicines Agency (EMA). Xeljanz to be used with caution for all patients at high risk of blood clots, 2019/EMA/584781/2019. Available: https://www.ema.europa.eu/en/documents/referral/xeljanz-article-20-procedure-xeljanz-be-used-caution-all-patients-high-risk-blood-clots_en.pdf [Accessed last accessed December 14, 2019].
- 125 Pfizer. Safety study of tofacitinib versus tumor necrosis factor (TNF) inhibitor in subjects with rheumatoid arthritis, 2019. Available: <https://clinicaltrials.gov/ct2/show/NCT02092467?term=study+A3921133&draw=1&rank=1> [Accessed 14 Dec 2019].
- 126 Scott IC, Hider SL, Scott DL. Thromboembolism with Janus kinase (JAK) inhibitors for rheumatoid arthritis: how real is the risk? *Drug Saf* 2018;41:645–53.
- 127 European Medicines Agency. Olumiant, 2019. Available: https://www.ema.europa.eu/en/documents/procedural-steps-after/olumiant-epar-procedural-steps-taken-scientific-information-after-authorisation_en.pdf [Accessed 24 Jun 2019].
- 128 Drugs.com. Fda Advisory Committee recommends the approval of Baricitinib 2mg, but not 4mg, for the treatment of Moderately-to-Severely active rheumatoid arthritis, 2019. Available: https://www.drugs.com/nda/baricitinib_180423.html [Accessed 14 Dec 2019].
- 129 US Food and Drug Administration - Center for Drug Evaluation and Research. Statistical Review - Clinical Studies - Olumiant (baricitinib), 2019. Available: https://www.accessdata.fda.gov/drugsatfda_docs/nda/2018/207924Orig1s000StatR.pdf [Accessed 14 Dec 2019].
- 130 Chester Wasko M, Dasgupta A, Ilse Sears G, *et al.* Prednisone use and risk of mortality in patients with rheumatoid arthritis: moderation by use of disease-modifying antirheumatic drugs. *Arthritis Care Res* 2016;68:706–10.
- 131 Movahedi M, Costello R, Lunt M, *et al.* Oral glucocorticoid therapy and all-cause and cause-specific mortality in patients with rheumatoid arthritis: a retrospective cohort study. *Eur J Epidemiol* 2016;31:1045–55.
- 132 Götestam Skorpén C, Hoeltzenbein M, Tincani A, *et al.* The EULAR points to consider for use of antirheumatic drugs before pregnancy, and during pregnancy and lactation. *Ann Rheum Dis* 2016;75:795–810.
- 133 Duru N, van der Goes MC, Jacobs JWG, *et al.* EULAR evidence-based and consensus-based recommendations on the management of medium to high-dose glucocorticoid therapy in rheumatic diseases. *Ann Rheum Dis* 2013;72:1905–13.
- 134 GOV.UK. Tocilizumab (RoActemra): rare risk of serious liver injury including cases requiring transplantation, 2019. Available: <https://www.gov.uk/drug-safety-update/tocilizumab-roactemra-rare-risk-of-serious-liver-injury-including-cases-requiring-transplantation> [Accessed 29 Jul 2019].