



Universiteit
Leiden
The Netherlands

Patient-relevant health outcomes for hemophilia care: development of an international standard outcomes set

Balen, E.C. van; O'Mahony, B.; Cnossen, M.H.; Dolan, G.; Blanchette, V.S.; Fischer, K.; ... ; Gouw, S.C.

Citation







Balen, E. C. van, O'Mahony, B., Cnossen, M. H., Dolan, G., Blanchette, V. S., Fischer, K., ... Gouw, S. C. (2021). Patient-relevant health outcomes for hemophilia care: development of an international standard outcomes set. *Research And Practice In Thrombosis And Haemostasis*, 5(4). doi:10.1002/rth2.12488

Version: Publisher's Version
License: [Creative Commons CC BY-NC-ND 4.0 license](#)
Downloaded from: <https://hdl.handle.net/1887/3276468>

Note: To cite this publication please use the final published version (if applicable).

ORIGINAL ARTICLE

Patient-relevant health outcomes for hemophilia care: Development of an international standard outcomes set

Erna C. van Balen MSc, MPhil¹  | Brian O'Mahony FIBMS² |
 Marjon H. Cnossen MD, PhD³  | Gerard Dolan MB, ChB, FRCP, FRCPATH⁴ |
 Victor S. Blanchette MB, BChir, (Cantab), FRCP(C), FRCP⁵ | Kathelijin Fischer MD, PhD⁶ |
 Deborah Gue RN, MSN⁷ | Jamie O'Hara BA, (Hons), MSc⁸ |
 Alfonso Iorio MD, PhD, FRCPC^{9,10}   | Shannon Jackson MD, FRCPC⁷ |
 Barbara A. Konkle MD^{11,12}  | Diane J. Nugent MD^{13,14} | Donna Coffin MSc¹⁵ |
 Mark W. Skinner JD^{16,17}  | Cees Smit Dr, HC¹ |
 Alok Srivastava MD, FRACP, FRCPA, FRCP(E)¹⁸ | Fred van Eenennaam PhD^{19,20} |
 Johanna G. van der Bom MD, PhD^{1,21} | Samantha C. Gouw MD, PhD^{1,22}

¹Department of Clinical Epidemiology, Leiden University Medical Center, Leiden, The Netherlands

²Irish Haemophilia Society, Trinity College, Dublin, Ireland

³Department of Pediatric Hematology, Erasmus University Medical Center – Sophia Children's Hospital, Rotterdam, The Netherlands

⁴Centre for Haemostasis and Thrombosis, St Thomas' Hospital, London, UK

⁵Division of Hematology/Oncology, Department of Pediatrics, Hospital for Sick Children, University of Toronto, Toronto, ON, Canada

⁶Van Creveldkliniek, Department of Hematology, University Medical Centre Utrecht, Utrecht, The Netherlands

⁷British Columbia Provincial Bleeding Disorders Program – Adult Division, St. Paul's Hospital, Vancouver, BC, Canada

⁸Faculty of Health and Social Care, University of Chester, Chester, UK

⁹Department of Medicine, McMaster-Bayer Endowed Research Chair in Clinical Epidemiology of Congenital Bleeding Disorders, McMaster University, Hamilton, ON, Canada

¹⁰Department of Health Research Methods, Evidence and Impact, McMaster-Bayer Endowed Research Chair in Clinical Epidemiology of Congenital Bleeding Disorders, McMaster University, Hamilton, ON, Canada

¹¹Bloodworks Northwest, Seattle, WA, USA

¹²Department of Medicine, University of Washington, Seattle, WA, USA

¹³Children's Hospital, University of California, Irvine

¹⁴Center for Inherited Blood Disorders, Orange, CA, USA

¹⁵World Federation of Haemophilia, Montreal, QC, Canada

¹⁶National Hemophilia Foundation, New York, NY, USA

¹⁷Institute for Policy Advancement Ltd, Washington, DC, USA

¹⁸Department of Haematology, Christian Medical College, Vellore, India

¹⁹The Decision Group, Amsterdam, The Netherlands

²⁰Erasmus School of Accounting & Assurance, Erasmus University, Rotterdam, The Netherlands

²¹Center for Clinical Transfusion Research, Sanquin/LUMC, Leiden, The Netherlands

²²Department of Pediatric Hematology, Amsterdam University Medical Center, Emma Children's Hospital, University of Amsterdam, Amsterdam, The Netherlands

This is an open access article under the terms of the Creative Commons Attribution-NonCommercial-NoDerivs License, which permits use and distribution in any medium, provided the original work is properly cited, the use is non-commercial and no modifications or adaptations are made.

© 2021 The Authors. *Research and Practice in Thrombosis and Haemostasis* published by Wiley Periodicals LLC on behalf of International Society on Thrombosis and Haemostasis (ISTH).

Correspondence

Samantha C. Gouw, Department of Clinical Epidemiology, Postzone C7-P, P.O. Box 9600, 2300 RC Leiden, The Netherlands.
Email: s.c.gouw@lumc.nl

Funding information

Ministry of Health, Welfare and Sports, The Netherlands

Handling Editor: Cihan Ay

Abstract

Background: Patient-relevant health outcomes for persons with hemophilia should be identified and prioritized to optimize and individualize care for persons with hemophilia. Therefore, an international group of persons with hemophilia and multidisciplinary health care providers set out to identify a globally applicable standard set of health outcomes relevant to all individuals with hemophilia.

Methods: A systematic literature search was performed to identify possible health outcomes and risk adjustment variables. Persons with hemophilia and multidisciplinary health care providers were involved in an iterative nominal consensus process to select the most important health outcomes and risk adjustment variables for persons with hemophilia. Recommendations were made for outcome measurement instruments.

Results: Persons with hemophilia were defined as all men and women with an X-linked inherited bleeding disorder caused by a deficiency of coagulation factor VIII or IX with plasma activity levels <40 IU/dL. We recommend collecting the following 10 health outcomes at least annually, if applicable: (i) cure, (ii) impact of disease on life expectancy, (iii) ability to engage in normal daily activities, (iv) severe bleeding episodes, (v) number of days lost from school or work, (vi) chronic pain, (vii) disease and treatment complications, (viii) sustainability of physical functioning, (ix) social functioning, and (x) mental health. Validated clinical as well as patient-reported outcome measurement instruments were endorsed. Demographic factors, baseline clinical factors, and treatment factors were identified as risk-adjustment variables.

Conclusion: A consensus-based international set of health outcomes relevant to all persons with hemophilia, and corresponding measurement instruments, was identified for use in clinical care to facilitate harmonized longitudinal monitoring and comparison of outcomes.

KEYWORDS

delivery of health care, health care, hemophilia A, hemophilia B, outcome assessment, patient-reported outcome measures

Essentials

- A standard set of relevant health outcomes for hemophilia is needed to improve care.
- International experts and patients participated in a consensus process to identify such a set.
- Ten patient-relevant health outcomes were selected with recommended outcome measurement instruments.
- The standard set can be used in different care systems to track and compare outcomes over time.

1 | INTRODUCTION

Hemophilia is an X-linked inherited bleeding disorder caused by a congenital deficiency of either coagulation factor VIII (hemophilia A) or coagulation factor IX (hemophilia B), which affects 24.6 and 5.0 per 100,000 male live births, respectively.¹ The lack of functional coagulation factor VIII or IX causes spontaneous bleeding in persons with severe hemophilia, especially affecting joints and muscles.² Recurrent bleeding into joints causes arthropathy and

pain.³ Persons with a milder form of hemophilia suffer from bleeds after (minor) trauma or surgery. Female carriers of hemophilia may have varying factor levels. Symptomatic carriers experience symptoms usually consistent with mild hemophilia but with a predominance of reproductive tract bleeding. Overall, treatment for severe cases consists of intravenous coagulation factor replacement therapy to treat bleeds (on-demand treatment) or regular infusions to prevent bleeds (prophylaxis).⁴ Additional treatment options such as non-factor-based replacement therapies have been marketed in

recent years, and gene therapy will become available in the near future.⁴⁻⁶

In recent decades, advances in hemophilia treatment have resulted in a near-normal life expectancy and lower burden of bleeding in high-income countries. However, significant disease and treatment burden still exist and availability of treatment varies across the world. Globally, 70% of persons with hemophilia have no access to adequate treatment.^{7,8}

Health care systems should deliver value by achieving health outcomes that matter to patients within available budgets for any given medical condition.⁹ Value is measured at the medical condition level and is viewed as a ratio of patient-relevant health outcomes achieved and the cost of achieving these outcomes over the full cycle of care.⁹⁻¹¹ Selection of a standardized set of well-defined patient-relevant health outcomes for a medical condition such as hemophilia is an essential step toward delivering value by enabling monitoring of health outcomes of each individual over time. Concurrent collection of individual patient and treatment characteristics is required for risk-adjusted comparisons of outcomes between populations.¹²

The value-based health care framework according to Porter¹¹ distinguishes three hierarchically ordered tiers of outcomes, with outcomes in the lower tiers dependent on the outcomes in the higher tiers. Tier 1 outcomes are generally the most important and reflect the health status achieved or retained, including survival and the degree of health or recovery. Tier 2 outcomes typically include dimensions of time to recovery and disutility of care (discomfort or complications), and tier 3 outcomes relate to long-term consequences of the disease or treatment.¹¹ Health care in low-resource settings (eg, lower-income countries, more remote areas or hospitals without a hemophilia treatment center) may prioritize assessment and improvement of outcomes in the higher tiers, while care providers in more resource-rich settings may aim to improve outcomes in all tiers.

Outcome sets evolve over time and build on earlier outcome sets.¹³⁻¹⁶ The recently published patient-relevant outcomes framework for hemophilia care¹³ required broader validation by input from representatives and hemophilia care providers of persons with hemophilia.¹⁷ Therefore, we assembled stakeholders including persons with hemophilia and their representatives, hemophilia care providers with expertise in various disciplines, and experts in value-based health care to identify a globally applicable standard set of patient-relevant health outcomes for all persons living with hemophilia.

2 | METHODS

Detailed descriptions of participants, literature search, consensus process, panel meetings, and outcome measurement recommendations are documented in the Supporting Information.

2.1 | Project overview

A nominal consensus process was applied according to the value-based health care methodology,¹⁸ as endorsed by the International Consortium for Health Outcomes Measurements (ICHOM) and the National Health Service.¹⁹ In a parallel multistep process, including multiple web-based meetings, consensus was sought on the elements of the standard set: (i) definition of the patient group for whom the standard outcomes set is intended, that is, the medical condition; (ii) health outcomes; and (iii) risk-adjustment variables.

Four panels were involved: the coordinating core team, a steering group, the Patients and Health Care Professionals Panel, and the International Academic Council (Table 1). The coordinating core team extracted lists of the definitions, health outcomes, and risk-adjustment variables from the literature search; earlier outcomes initiatives^{13,14,16,20}; ICHOM standard sets¹⁹; and clinical practice. The steering group and Patients and Health Care Professionals Panel members individually voted for the most relevant health outcomes and risk adjustment variables before each web-based meeting. Voting results were discussed during the web-based meetings until consensus was reached. Consensus was considered reached when no new topics or questions were raised. The independent International Academic Council reviewed the process and selection of results (Table 1). Finally, the core and steering group assessed and selected available outcome measurement instruments.

2.2 | Identification of health outcomes set

1. *Definition of the medical condition.* People included in the medical condition definition have similar medical needs, and the same set of health outcomes is relevant to them. Consensus was sought on the definition of the medical condition, including patient inclusion and exclusion criteria, identification of potential relevant subgroups for whom distinct additional outcomes are needed, establishment of first and last time points of treatment by hemophilia care teams, and available treatment types.^{2,9,21}
2. *Selection of health outcomes.* The core team defined health outcomes as outcomes that: (i) represent patient value as a result of receiving care; (ii) can be acted upon and improved by the health care team; and (iii) can be reported by persons with hemophilia or documented by health care professionals.¹⁰ Outcome selection was based on the degree to which health care activities affect individual health outcomes, the magnitude of impact on persons with hemophilia, and patient numbers for whom health outcomes were relevant.
3. *Selection of risk-adjustment variables.* Risk-adjustment variables are patient and treatment characteristics that affect the absolute value of health outcomes. When outcomes are compared between patient populations with different backgrounds, adjustment for such characteristics is required.

Meeting dates	Working group	Meeting objectives
Jul 19, 2018	Core and steering group ^a	<ul style="list-style-type: none"> - Introduce HaemoValue project - Value-Based Health Care education - Define medical condition
(1) Oct 15, 2018	Core and steering group	<ul style="list-style-type: none"> - Define medical condition and patient group - Discuss long list of health outcomes
(2) Dec 20, 2018	Core and steering group	<ul style="list-style-type: none"> - Discuss short list of health outcomes - Discuss long list of risk-adjustment variables
(3) Jan 21, 2019	Patients and Health Care Professionals Panel ^b	<ul style="list-style-type: none"> - Review and discuss short list of health outcomes
(4) Feb 12, 2019	Core and steering group	<ul style="list-style-type: none"> - Review short list health outcomes and definitions - Discuss short list risk-adjustment variables
(5) Mar 11, 2019	Patients and Health Care Professionals Panel	<ul style="list-style-type: none"> - Review and discuss short list of risk-adjustment variables
(6) May 6, 2019	Patients and Health Care Professionals Panel	<ul style="list-style-type: none"> - Finalize international set of health outcomes - Select most relevant risk-adjustment variables
(7) May 20, 2019	Core and steering group	<ul style="list-style-type: none"> - Discuss final international set of health outcomes and definitions - Discuss final list of risk-adjustment variables
(8) May 27, 2019	International Academic Council ^c	<ul style="list-style-type: none"> - Review of HaemoValue process and methodology - Review of prefinal international set of health outcomes - Comment on value of international standard set of health outcomes
(9) Jun 17, 2019	Patients and Health Care Professionals Panel	<ul style="list-style-type: none"> - Review final international set of health outcomes and risk-adjustment variables

TABLE 1 Overview of the process of standard set development

^aThe core group consisted of four epidemiologists and hematologists and two patient representatives; the steering group consisted the core group and an additional eight hematologists, a nursing specialist, a representative from the World Federation of Hemophilia, and two patient representatives.

^bThe Patients and Health Care Professionals Panel consisted of 17 hemophilia care professionals of eight different disciplines and 15 patient representatives, including persons with hemophilia, parents of children with hemophilia, and female carriers of hemophilia.

^cThe International Academic Council consisted of two hematologists, a gynecologist, a nursing specialist, a physiotherapist, a public health expert, and a value-based health care expert.

2.3 | Recommendations for outcome measurement

For outcomes that can be measured directly from clinical or laboratory data, measurement instructions were described. For other outcomes, hemophilia-specific instruments and item banks from the Patient-Reported Outcomes Measurement Information System (PROMIS)^{22,23} were identified. Selection was primarily based on the fit of the instrument's contents with the health outcome to properly measure the outcome. Then, selection was based on the (i) instrument's psychometric quality (extracted from systematic reviews and recent literature)^{15,20,24-31}; (ii) number of available validated translations; and (iii) instrument's availability and accessibility.

3 | RESULTS

3.1 | Literature search

The literature search, based on an earlier search strategy and long list with health outcomes by CoreHEM,¹⁴ yielded 382 references; 183 were excluded (Figure S1). From the remaining 199 studies, 3023 potential health outcomes were extracted. After removing duplicates, process indicators, structural indicators, and cost indicators (Supporting Information, p. 13), 136 health outcomes were included in the long list used for round 1 of voting (Supporting Information and Table S5). In total, 57 unique potential risk-adjustment variables were identified (Table S7).

3.2 | Definition of the medical condition hemophilia

Consensus was reached on the medical condition definition for persons with hemophilia: “All people (male or female) with an X-linked congenital bleeding disorder caused by a deficiency of coagulation factor VIII (hemophilia A) or IX (hemophilia B) with plasma activity levels of factor VIII/IX activity <40 IU/dL.” The deficiency is the result of mutations in the respective coagulation factor genes.

No subgroups were defined, as they were not considered distinctive enough to require additional, specific health outcomes not relevant to the other subgroups. Yet it was acknowledged that there are large differences between individuals (eg, resulting from differences in treatment availability, disease severity, and sex).

The first and last time points of treatment by the hemophilia care team were from time of diagnosis (prenatal or after birth) to death. End-of-life care was explicitly included, care delivered before diagnosis, care related to comorbidities, and secondary disease excluded. The four potential treatment modalities were (i) continuous prophylaxis, (2) intermittent periodic prophylaxis (if available), (3) episodic “on-demand” treatment, and (4) “curative” treatment.²

3.3 | Health outcomes

Steering group members voted on the long list of 136 health outcomes (Table S5). Sixty health outcomes were selected in the first voting round. Ten additional health outcomes were added based on discussions during the steering group meeting and their importance from patients' and health care perspectives. An additional outcome specific for women (heavy menstrual bleeding) was identified from the literature. In total, 71 outcomes were reviewed in the second voting round (Table S5), after which 45 health outcomes were selected. Collapsing of similar outcomes resulted in an initial short list of 33 outcomes. In parallel, the Patients and Health Care Professionals Panel reviewed and ranked 15 of the 45 health outcomes as the most important. Cross checking of these 15 highest-ranked health outcomes with the short list of 33 health outcomes from the steering group resulted in 35 outcomes for which the core team drafted preliminary definitions (Table S6). After combining similar outcomes, 27 outcomes remained on the final short list.

The final voting rounds by the steering group and the Patients and Health Care Professionals Panel's subsequent discussions during web-based meetings resulted in a final set of 10 health outcomes. The final set was discussed in the final meetings of all panels. The health outcome “life-threatening bleeding episodes” was initially included in the final set because it consistently scored higher than the more broadly defined “bleeding outcomes (frequency of bleeding episodes/frequency of bleeding episodes requiring treatment).” However, several participants felt that a more broadly defined bleeding outcome should be included. It was proposed to replace the outcome “life-threatening bleeding episodes” with the modified

outcome “severe bleeding episodes,” which also covered bleeding outcomes for women. After discussions in writing, full consensus was reached in the steering group on including the modified outcome “severe bleeding episodes” and its definition.

The final international set consisted of the following 10 health outcomes (Figure 1): (i) cure; (ii) impact of disease on life expectancy; (iii) ability to engage in normal daily activities; (iv) severe bleeding episodes; (v) number of days lost from school or work; (vi) chronic pain; (vii) complications of hemophilia and its treatment; (viii) sustainability of physical functioning; (ix) social functioning; and (x) mental health. Consensus-based definitions of each of the health outcomes are listed in Table 2, including the type of reporting (clinician-reported or patient-reported) and the corresponding domain of the International Classification of Functioning model.³²

3.4 | Risk-adjustment variables

Of the 57 risk-adjustment variables extracted from the literature search, the steering group removed two and added six others, resulting in a long list of 61 risk-adjustment variables (Table S7). Steering group voting resulted in a top-15 list of risk-adjustment variables. Six nonselected risk-adjustment variables were added again during the discussions in the steering group, as they were considered relevant in affecting health outcomes. Consecutive voting rounds of the steering group resulted in a short list of 19 risk-adjustment variables (Table S7). After final voting and steering group discussion to reach consensus, the 11 risk-adjustment variables selected were: age, sex, individual socioeconomic status, availability of and access to treatment, comorbidities, severity of hemophilia, degree of joint damage, psychological well-being, inhibitor status, health literacy, and which hemophilia care professionals are involved in the management of hemophilia (Table S8).

3.5 | Recommendations for outcome measurement

Measurement instructions were summarized for each outcome. The outcomes cure, impact of disease on life expectancy, severe bleeding episodes, number of days lost from work or school, and complications can be assessed directly from clinical or laboratory data. Recommended clinical instruments, hemophilia-specific instruments and generic PROMIS item banks are presented for the other outcomes (ability to engage in daily activities, chronic pain, sustainability of physical functioning, social functioning, and mental health) (Table 3).

Initially, a total of 25 potential outcome measurement instruments were identified for adults (six hemophilia-specific instruments, 11 PROMIS item banks, and eight clinical instruments) and 26 instruments for children (six hemophilia-specific instruments, 12 PROMIS item banks, and eight clinical instruments). Scoring of instruments led to the selection of the recommended outcome measurement instruments (Tables S3 and S9).

Tier 1: Health status achieved or retained	
Survival	Degree of health or recovery
Cure Impact of disease on life expectancy	Ability to engage in normal daily activities Severe bleeding episodes
Tier 2: Process of recovery	
Time to recovery	Disutility of care or treatment process
Number of days lost (work or school)	Chronic pain Complications
Tier 3: Sustainability of health	
Sustainability of health or recovery and nature of recurrences	Long-term consequences of therapy
Sustainability of physical functioning	Social functioning Mental health

FIGURE 1 International set of health outcomes for hemophilia. Health outcomes are listed as a hierarchy, with the most important health outcomes in tier 1

Hemophilia-specific instruments generally measure several domains of health-related quality of life (eg, physical functioning, social functioning, mental health, and others). The most appropriate subscales were selected if subscale scoring was available. Life satisfaction, which is part of the outcome mental health, is not measured in any hemophilia-specific instrument. It is therefore recommended to use the PROMIS item bank Life Satisfaction. We recommend choosing the instrument that is most feasible in each situation, for example, depending on language and availability of clinical or research staff. Where possible, measurement of outcomes should be embedded into routine clinical care.

4 | DISCUSSION

We present a standard set of health outcomes for all persons with hemophilia that can be used by hemophilia treatment centers and health systems to assess the value provided for persons with hemophilia in different geographic and health care settings. The standard set was developed by persons with hemophilia and their representatives and international panels of health care professionals with expertise across various disciplines. We propose appropriate measurement instruments with the best content fit and the best reported psychometric properties.

This work was performed in close collaboration with earlier working groups: the CoreHEM core outcomes set for hemophilia gene therapy trials¹⁴; the Patient Reported Outcomes, Burdens, and Experiences (PROBE) study²⁰; the Cost of Hemophilia in Europe: a Socioeconomic Survey³³; the Value Framework¹³; core outcomes set for clinical research in hemophilia³⁴; the Scientific and Standardization Committee/International Society on Thrombosis

and Haemostasis definitions in hemophilia project group,² an expert review on tools for outcome measurement^{15,16} and systematic reviews on the psychometric properties of hemophilia-specific instruments for joint health, activities and participation, and health-related quality of life.²⁴⁻²⁶

Improving value for persons with hemophilia should be the overarching goal of health care delivery.⁹ Without focus on value, limited health care resources may be wasted on activities that do not improve outcomes. In many health care systems or clinics, outcomes that matter to persons with hemophilia are not measured, or efforts are aimed at measuring process indicators (ie, volume of patient visits or units coagulation factor consumption) or at outcomes that are irrelevant to persons with hemophilia in their daily lives.¹¹ Moreover, lack of focus on value fails to provide insight into the level of patient-relevant outcomes achieved and sustained through individualized tailoring of treatment. For most conditions treated through a value-based system, a focus on achieving outcomes will eventually reduce costs because health care activities that do not contribute to better outcomes are eliminated.¹¹

In high-income countries, up to 99% of measured total health care costs for severe hemophilia are currently attributed to coagulation factor replacement therapy.³³ As a result, decision makers tend to focus on a per-unit or per-patient cost for product. There is no tabulation of the overall cost to the health care budget or to society long term (ie, surgeries, hospital admissions, unemployment) of achieving the current outcomes. In spite of this, over the past 20 years most payers have agreed to increased and widespread use of coagulation factor prophylaxis in all age groups through recognition of its long-term beneficial outcomes. These benefits include reducing bleeding complications with the prevention or slowing of disability and enhancing labor market participation. Still, the relative

TABLE 2 Health outcomes and definitions

Health outcome	Definition	Type of data	ICF domain
Tier 1: Health status achieved or retained			
1. Cure	Complete correction of previous bleeding tendency with normalized clotting factor levels 5 years after curative treatment, requiring no further treatment (with coagulation factor or other treatments), not even for surgery or bleeding. Cure is phenotypically intended and does not include: eliminating transmission of hemophilia to children or fully reverting established damage.	Clinician-reported	Body function and structures
2. Impact of disease on life expectancy	Decrease in number of years a person is expected to live due to hemophilia compared to an age- and sex-matched reference population.	Clinician-reported	Body function and structures
3. Ability to engage in normal daily activities	Actual or potential ability of individuals with hemophilia to perform activities of daily living, including self-care and looking after the household or children, and going to work or school, without support from others.	Patient-reported	Activities and participation
4. Severe bleeding episodes	Number of severe bleeding episodes or recurrent bleeding as perceived by persons with hemophilia, including but not limited to causing acute severe pain, substantial loss of range of motion, and the need for an extended treatment course. This includes any serious or life-threatening bleed requiring hospitalization, transfusion of blood products, or emergency surgery (ie, decompression or compartment release)	Patient-reported	Body function and structures
Tier 2: Process of recovery			
5. Number of days lost (work or school)	Absence from work or school due to hemophilia (because of bleeding, hospital admission, outpatient visit, picking up medication), as a proportion of the regular number of days worked or in school.	Patient-reported	Activities and participation
6. Chronic pain	Chronic pain is patient-reported pain that is present for more than 3 months. Pain is multidimensional (including emotional affect and effect on persons with hemophilia), may be intermittent or continuous, and may be of variable intensity over this time. Chronic pain is not due to an acute bleeding episode and may have different causes.	Patient-reported	Body function and structures
7. Complications	Any clinician-reported health complication, caused by the condition or by administration of treatment: inhibitor development and treatment-related infections, other infection-related complications, thromboembolic complications of medication, difficult venous access, infections, thrombosis or obstruction of central venous access devices, postpartum hemorrhage, and iron deficiency. Complications also include complications that result from other treatment, such as orthopedic interventions and physiotherapy.	Clinician-reported	Body function and structures
Tier 3: Sustainability of health			
8. Sustainability of physical function	Functional status over time. Functional status is defined as endurance, strength, and mobility of the body and body structures.	Clinician-reported or patient-reported	Body function and structures
9. Social functioning	The degree to which a person is able to maintain and manage interactions with other people in a contextually and socially appropriate manner and to contribute to society.	Patient-reported	Activities and participation
10. Mental health	Degree of overall well-being, satisfaction with life, and anxiety and depression.	Patient-reported	Body function and structures

Note: Definitions of each health outcome are listed along with the type of health outcome (clinician-reported or patient-reported) and the corresponding domain of the International Classification of Functioning (ICF).³²

system cost saved by avoiding poor health outcomes remains unmeasured. Measuring the relative value of therapies by comparing outcomes relevant to persons with hemophilia, rather than relative costs through consumption of products, is urgently needed in the light of recently developed non-factor-based therapies and gene therapy, which will affect coagulation factor use and be priced similarly high or higher.

4.1 | Strengths and limitations

A strength of this study is the representation of persons with hemophilia. A large representation of persons with hemophilia, carriers, and parents in the steering group and the Patients and Health Care Professionals Panel (26% and 47%) ensured that the standard set of outcomes is relevant for persons with hemophilia. Care was

TABLE 3 Measurement instructions and instruments for the health outcomes set

Health outcome	What to measure	Recommended measurement instruments	
		Hemophilia-specific	PROMIS item bank
Tier 1: Health status achieved or retained			
Cure	<ul style="list-style-type: none"> - Factor VIII and factor IX activity as measured by one-stage assay or chromogenic assay - Absence of coagulation factor use 	NA	NA
Impact of disease on life expectancy ^a	<ul style="list-style-type: none"> - Age at death - Cause of death 	NA	NA
Ability to engage in normal daily activities	<ul style="list-style-type: none"> - Ability to perform activities of daily living (self-care) - Participation in society 	Adults For high-income societies <ul style="list-style-type: none"> - HAL^b Use of transportation - HAL^b Self-care - HAL^b Household tasks For lower-income societies <ul style="list-style-type: none"> - FISH^c Children For high-income societies <ul style="list-style-type: none"> - PedHAL^b Use of transportation - PedHAL^b Self-care - PedHAL^b Household task For lower-income societies <ul style="list-style-type: none"> - FISH^c 	Adults <ul style="list-style-type: none"> - Self-efficacy for managing chronic conditions - managing daily activities Children <ul style="list-style-type: none"> - Upper extremity - Mobility
Severe bleeding episodes	<ul style="list-style-type: none"> - Number of severe bleeds per year (ABR) - Number of severe joint bleeds per year (AJBR) 	NA	NA
Tier 2: Process of recovery			
Number of days lost (work or school)	<ul style="list-style-type: none"> - Number of full or half days of absence from school/work - Full-time equivalent (FTE) worked or in school 	NA	NA
Chronic pain	<ul style="list-style-type: none"> - Pain duration - Pain interference with daily life - Pain intensity - Emotional impact of pain 	Adults <ul style="list-style-type: none"> - PROBE^d Chronic pain Children <ul style="list-style-type: none"> - PROBE^d Chronic pain 	Adults <ul style="list-style-type: none"> - Pain intensity^e - Pain interference^e Children <ul style="list-style-type: none"> - Pain intensity^e - Pain interference^e
Complications	<ul style="list-style-type: none"> - Number, type, severity of complications 		
Tier 3: Sustainability of health			
Sustainability of physical functioning	<ul style="list-style-type: none"> - Fatigue - Muscle strength - Mobility - Flexibility 	Adults <ul style="list-style-type: none"> - HAL^b: Lying down/sitting/ kneeling/ standing - HAL^b: Functions of the legs - HAL^b: Functions of the arms - HJHS^f Children <ul style="list-style-type: none"> - PedHAL^b: Sitting/kneeling/standing - PedHAL^b: Functions of the legs - PedHAL^b: Functions of the arms - HJHS^f 	Adults <ul style="list-style-type: none"> - Physical functioning - Physical function for samples with mobility aid users Children <ul style="list-style-type: none"> - Physical activity - Strength impact

(Continues)

TABLE 3 (Continued)

Health outcome	What to measure	Recommended measurement instruments	
		Hemophilia-specific	PROMIS item bank
Social functioning	<ul style="list-style-type: none"> - Ability to establish and maintain social relationships - Participation in society - Relationships with friends 	Adults <ul style="list-style-type: none"> - Haemo-QoL-A^g: role functioning Children <ul style="list-style-type: none"> - CHO-KLAT^h 	Adults <ul style="list-style-type: none"> - Ability to participate in social roles and activities - Self-efficacy for managing social interactions Children <ul style="list-style-type: none"> - Family relationships - Peer relationships
Mental health	<ul style="list-style-type: none"> - Well-being - Satisfaction with life - Anxiety - Depression 	Adults <ul style="list-style-type: none"> - Haemo-QoL-A^g: emotional impact Children <ul style="list-style-type: none"> - CHO-KLAT^h 	Adults <ul style="list-style-type: none"> - Anxiety - Depression - General life satisfaction - Positive affect Children <ul style="list-style-type: none"> - Anxiety - Depressive symptoms - Life satisfaction - Positive affect

Note: For the measurement of the standard set of outcomes we recommend to use the listed hemophilia specific outcome measurement instruments or PROMIS item banks. In resource-limited settings, health care providers may start measuring outcomes (in tier 1). Based on feasibility and preference instruments may be selected for clinical practice from either category.

The most recent versions of the measurement instruments are recommended for use.

The health outcomes Cure, Impact of disease on life expectancy, Severe bleeding episodes, Number of days lost from work or school, and Complications may be measured at baseline and annually, when possible.

Abbreviations: ABR, annualized bleeding rate; AJBR, annualized joint bleeding rate; CHO-KLAT, Canadian Hemophilia Outcomes-Kids' Life Assessment Tool; FISH, Functional Independence Score in Hemophilia; HAL, Hemophilia Activities List; HJHS, Hemophilia Joint Health Score; NA, not applicable; PedHAL, Pediatric Hemophilia Activities List; PROBE, Patient-Reported Outcomes Burdens and Experiences; PROMIS, Patient-Reported Outcomes Measurement Information System.

^aImpact on life expectancy can be measured by collecting data on the number of deaths and the age at death.

^bThe HAL (adults) and PedHAL (children) measure self-perceived functional abilities due to hemophilia in seven domains in the previous month.

^cThe FISH is a performance-based tool to assess an individual's functional ability. Eight activities of daily living are assessed: eating, grooming, dressing, chair transfer, squatting, walking, step climbing, and running. For children, the e-FISH is currently under development (A. Srivastava, personal communication).

^dPROBE measures general health issues, use of mobility aids or assistive devices, pain, daily activities, current work or student status, surgeries or procedures and comorbid diseases.

^ePROMIS has pain-related item banks (pain intensity and pain interference). However, the fit with the HaemoValue outcome "chronic pain" lasting >3 months is limited, as pain in the previous 7 days is assessed and the emotional impact of pain is lacking.

^fThe HJHS assesses functional impairment in the six main joints commonly affected by hemophilia.

^gHaemo-QoL-A is a hemophilia-specific instrument that measures health-related quality of life in adults in six domains.

^hCHO-KLAT is a hemophilia-specific instrument that measures several aspects of quality of life in children. CHO-KLAT 3.0 is currently under development.⁴⁸

taken to include a variety of persons with hemophilia in the Patients and Health Care Professionals Panel, including individuals with hemophilia A and B, different severities, symptomatic carriers of hemophilia, and parents of children with hemophilia from various geographic backgrounds. Furthermore, since the standard outcomes set needs to be applicable in health care settings with varying resources, participants represented high-income countries, upper-middle-income countries, and one lower-middle-income country. Since we aimed to identify health outcomes relevant to persons with hemophilia, we did not involve policy makers and payers to avoid bias in the selection of the outcomes.

A limitation of this work is that some (sub)groups of persons with hemophilia may be underrepresented. We attempted to reach

out to stakeholders from low-income countries but did not succeed, in part due to language barriers. Therefore, the applicability of the standard health outcomes set in such resource-constrained settings remains to be assessed. Furthermore, outcomes specific to women, such as menorrhagia and pregnancy issues, may have received less attention, as women and children with hemophilia were underrepresented in the panels. To overcome this, patient representatives were asked to also represent women and children with hemophilia. In addition, during the final review step, a gynecologist with extensive expertise in the area of women with bleeding disorders reviewed the standard set. Finally, persons with mild hemophilia were not included but represented by others in the working groups. Some outcomes, notably those in tiers 1 and 2,

may be less relevant for persons with mild hemophilia than outcomes in tier 3. In future revisions of the outcomes set, we will aim for a more extensive representation of women, children, and individuals with mild hemophilia in order to ensure relevance of the outcomes. The majority of persons with hemophilia and their representatives in the steering group and Patients and Health Care Professionals Panel were active members of regional, national, and global patient organizations. Their expertise may have led to different opinions than expressed by an “average” person with hemophilia. Even though participants were instructed to represent all persons with hemophilia, we cannot rule out that this affected the selection of health outcomes. Furthermore, participants were required to be proficient in English, which is not typical for persons with hemophilia around the world. However, this was necessary for participation in assignments and discussions during web-based meetings. For these reasons, relevance of the set to all persons with hemophilia around the world will need to be further evaluated in practice.

It is also acknowledged that some of the recommended hemophilia-specific outcome measurement instruments still need further validation, particularly in the areas of structural validity (ie, the degree to which the scores of an instrument are an adequate reflection of the dimensionality of the construct³⁵), responsiveness (ie, the ability of an instrument to detect change over time³⁵), and cross-cultural validity.^{24-26,36,37} It is important to note that the use of patient-reported outcomes measures (PROMs) may have some limitations. First, PROMs (including digital PROMs) may be less feasible in settings with high functional illiteracy rates. Second, PROMs that have been developed in high-income countries may not be culturally appropriate for lower-income countries and vice-versa. Cross-cultural adaptation is essential to safeguard performance. Several items in the Hemophilia Activities List (HAL), for example, are not applicable in India and Jamaica, while the Functional Independence Score in Hemophilia (FISH), an instrument developed in India, performs well in these countries.^{38,39} Similarly, the FISH shows ceiling effects and fails to detect early changes in joint health in high-income countries with early prophylaxis.⁴⁰ Health care organizations may choose the tool that is most appropriate and feasible in their situation. Third, PROMs are subjective by definition and may demonstrate response shift if used to assess changes over time.^{41,42} Therefore, assessment of health outcomes with clinical tools will be needed to supplement PROMs when possible. Finally, a PROM that measures all outcomes in the standard set is currently unavailable, and several instruments are needed to measure all outcomes. Having to complete multiple instruments that may be partially overlapping may pose a burden on persons with hemophilia, or for parents or guardians completing an instrument for children with hemophilia. The length and unknown responsiveness of current hemophilia-specific outcome assessment instruments may hamper their usefulness in clinical practice.

We selected relevant PROMIS item banks²² because they may in part solve these issues. PROMIS item banks have been developed for many patient-relevant outcomes and have been validated

in diseased and healthy populations. PROMIS item banks are available in many languages and offer greater precision of outcome assessment than other generic instruments. Since item banks were developed based on modern Item Response Theory, they allow for selecting any number of items from the bank to produce a short form whose scores can be compared to any other selection of items from the same item bank. This increases flexibility and reduces response burden, especially if administered as computerized adaptive test.³⁶ However, PROMIS item banks have yet to be formally validated for use in hemophilia populations.

4.2 | Implications for clinical practice

We recommend that health care providers start measuring the outcomes from the international standard set in clinical practice. This is relevant for patients because it allows individualized adjustment of treatment. Still, feasibility and applicability in different care settings and patient groups should be evaluated in annual meetings in which health care providers exchange their experiences with using the standard set.

It may not be feasible or necessary to measure the complete outcomes set at once. When time or resources are limited, we encourage users of the outcomes set to start with regular assessments of the outcomes in tier 1. Data collection may be expanded to the health outcomes in tiers 2 and 3 at a later stage.

Feasibility of implementation in different healthcare systems was our foremost priority. Therefore, we recommend the use of widely accepted measurement instruments that are publicly available in multiple languages and can be administered during routine clinical practice. We have summarized the length of each instrument, availability and validity in multiple languages, and accessibility (Table S9) to assist with implementation.

National registries already collect outcome data on a regular basis. The World Bleeding Disorders Registry of the World Federation of Hemophilia promotes standardized patient data collection from treatment centers around the world⁴³ and may be used to start measuring health outcomes and risk-adjustment variables. An acceptable burden of outcome assessments for both persons with hemophilia and health care providers is crucial for a broad acceptability and use of any standard set. We expect that e-health developments such as a PROMs mobile app or routine data collection from electronic medical records will greatly reduce the burden for both persons with hemophilia and health care providers.

4.3 | Future directions

Hemophilia care is in transition. Novel and potentially curative treatments will be increasingly available for persons with hemophilia in the near future. This may have implications for the definition of hemophilia (eg, cutoff points for baseline coagulation factor levels⁴⁴) as

well as for which health outcomes are the most relevant. Therefore, the currently presented definitions of the medical condition and health outcomes may need to be adapted in the future.

In addition, outcome measurement instruments must be continuously improved and adapted to health care developments. An enhanced version of the FISH (A. Srivastava, personal communication) is aimed at reducing the ceiling effects that have been found for children and individuals with mild hemophilia.²⁴ Similarly, the Hemophilia Joint Health Score is currently under revision to enhance efficacy⁴⁵ and to further improve convergent and discriminant validity in adults.⁴⁶ PROBE is expanding country and language availability, implementing longitudinal data collection to improve detection of change over time and testing performance in new hemophilia populations.⁴⁷ It may be more contemporary than existing instruments, potentially replacing older instruments over time. Finally, PROMs such as the Canadian Hemophilia Outcomes–Kids' Life Assessment Tool questionnaire are currently updated to increase sensitivity for detecting improvements in treatment burden of novel treatments and to include outcomes that may become relevant in the future, such as caregiver and family burden.⁴⁸

For all these reasons, we emphasize that the recommendations regarding the standard set of health outcomes and measurement instruments are dynamic entities and that revisions should be scheduled biennially.

5 | CONCLUSION

The presented international standard set of health outcomes that matter to persons with hemophilia will form the basis for harmonized longitudinal monitoring and comparison of health outcomes. Broad implementation will enable a more personalized approach in hemophilia care within a framework of continuous improvement of treatment with increasing value for persons with hemophilia.

ACKNOWLEDGMENTS

The authors thank Vincent Wiersma and Matthijs van der Linde (The Decision Group) for assistance with project management, as well as the Patients and Health Care Professionals Panel for their participation and the International Academic Council for their valuable feedback: Rezan Abdul-Kadir, Sulochana Badagabettu, Marlène Beijleveld, Petra Buckova, Frederica Cassis, Randall Curtis, Susan Cutter, Judy Ann David, Mariette Driessens, Brian Feldman, Leonard Friedman, Cesar Garrido, Khalid Habaybeh, Lotte Haverman, Mathieu Jackson, Pedro Jardim, Radek Kaczmarek, Kate Khair, Piet de Kleijn, Ilmar Kruis Ed Kuebler, Annamma Kurien, Johnny Mahlangu, Mike Makris, Paul McLaughlin, Pamela Narayan, Rungrote Natesirinilkul, Yasu Nishida, Declan Noone, David Page, Glenn Pierce, Suzie Peterson, Pia Petrini, Suely Rezende, R. Sathyanarayanan, Sheldon Simson, Roberto Solinis Nuño, Fendi Valdez, Pamela Wilton, and Deon York. Affiliations of participants are included in the Supporting Information. We would like to thank Elizabeth Clearfield for sharing the literature search of the CoreHEM project, medical librarian Jan Schoones for

his assistance in the literature search update, and Nancy Young for critical feedback on the first draft of the manuscript.

RELATIONSHIP DISCLOSURE

EvB, BO, GD, DG, JO, BK, DN, DC, and CS declare no conflicts of interest. MC has received grants from governmental research institutes, such as the Dutch Research Institute (NWO), ZonMW, Innovation fund, NWO-NWA, and unrestricted investigator initiated research grants, as well as educational and travel funding from various companies (Pfizer, Baxter/Baxalta/Shire, Bayer Schering Pharma, CSL Behring, Sobi Biogen, Novo Nordisk, Novartis, and Nordic Pharma), and has served as a member on steering boards of Roche and Bayer. All grants, awards, and fees go to the Erasmus MC. VB's institution holds the copyright to CHO-KLAT. KF's institution holds the copyright to HAL and PedHAL. AI's institution has received project-based funding via research or service agreements with Bayer, CSL, Grifols, NovoNordisk, Octapharma, Pfizer, Roche, Sanofi, Sobi, and Takeda. Shannon Jackson has received research funding from Bioverativ, Sanofi, Bayer, and Spark Therapeutics. MS's institution received independent investigator-initiated research support for the PROBE study from Bayer, CSL, Novo Nordisk, Roche, and Sanofi, and his institution holds the copyright to PROBE. AS's institution holds the copyright to the Functional Independence Score in Hemophilia (FISH). FvE's firm received financial compensation for facilitation of the process. JvdB reports personal fees from Bayer (teaching activities), personal fees from NovoNordisk (consulting), outside the submitted work. SCG reports SOBI medical research grants, outside the submitted work.

AUTHOR CONTRIBUTIONS

SCG, JGvdB, BO, MHC conceived the project. ECvB conducted the literature search and prepared the web-based meetings. ECvB, JGvdB, MHC and SCG wrote the manuscript. FvE chaired web-based meetings and provided practical and methodological support. All authors actively participated in the assignments and web-based steering group meetings. All authors approved the final manuscript and provided relevant feedback.

ORCID

Erna C. van Balen  <https://orcid.org/0000-0002-3678-6581>

Alfonso Iorio  <https://orcid.org/0000-0002-3331-8766>

Barbara A. Konkle  <https://orcid.org/0000-0002-3959-8797>

TWITTER

Marjon H. Cnossen  @CnossenM

Alfonso Iorio  @Alfonsolorio

Mark W. Skinner  @MSkinnerDC

REFERENCES

1. Iorio A, Stonebraker JS, Chambost H, Makris M, Coffin D, Herr C, et al. Establishing the prevalence and prevalence at birth of hemophilia in males: a meta-analytic approach using national registries. *Ann Intern Med.* 2019;171(8):540. <https://doi.org/10.7326/m19-1208>

2. Blanchette VS, Key NS, Ljung LR, Manco-Johnson MJ, van den Berg HM, Srivastava A. Definitions in hemophilia: communication from the SSC of the ISTH. *J Thromb Haemost*. 2014;12:1935–9. <https://doi.org/10.1111/jth.12672>
3. van Vulpel LFD, Holstein K, Martinoli C. Joint disease in haemophilia: pathophysiology, pain and imaging. *Haemophilia*. 2018;24(Suppl 6):44–9. <https://doi.org/10.1111/hae.13449>
4. Srivastava A, Santagostino E, Dougall A, Kitchen S, Sutherland M, Pipe SW, et al. WFH guidelines for the management of hemophilia, 3rd edition. *Haemophilia*. 2020;26(S6):1–158. <https://doi.org/10.1111/hae.14046>
5. Balkaransingh P, Young G. Novel therapies and current clinical progress in hemophilia A. *Therapeutic Adv Hematol*. 2018;9:49–61. <https://doi.org/10.1177/2040620717746312>
6. Nossair F, Thornburg CD. The role of patient and healthcare professionals in the era of new hemophilia treatments in developed and developing countries. *Therapeutic Adv Hematol*. 2018;9:239–49. <https://doi.org/10.1177/2040620718784830>
7. De Kleijn P, Odent T, Berntorp E, Hilliard P, Pasta G, Srivastava A, et al. Differences between developed and developing countries in paediatric care in haemophilia. *Haemophilia*. 2012;18(Suppl 4):94–100. <https://doi.org/10.1111/j.1365-2516.2012.02875.x>
8. WFH. *Report on the annual global survey*. Montreal; 2019.
9. Porter ME. What is value in health care? *New Engl J Med*. 2010;363:2477–81. <https://doi.org/10.1056/NEJMp1011024>
10. Porter ME, Larsson S, Lee TH. Standardizing patient outcomes measurement. *New Engl J Med*. 2016;374:504–6. <https://doi.org/10.1056/NEJMp1511701>
11. Porter ME. The strategy that will fix health care. *Harvard Bus Rev*. 2013;50–70.
12. Feldman BM. The outcomes of haemophilia and its treatment: why we need a core set. *Haemophilia*. 2017;23:485–7. <https://doi.org/10.1111/hae.13234>
13. O'Mahony B, Dolan G, Nugent D, Goodman C. Patient-centred value framework for haemophilia. *Haemophilia*. 2018;24(6):873–9. <https://doi.org/10.1111/hae.13456>
14. Iorio A, Skinner MW, Clearfield E, Messner D, Pierce GF, Witkop M, et al. Core outcome set for gene therapy in haemophilia: results of the coreHEM multistakeholder project. *Haemophilia*. 2018;24:e167–e172. <https://doi.org/10.1111/hae.13504>
15. Fischer K, Poonnoose P, Dunn AL, Babyn P, Manco-Johnson MJ, David JA, et al. Choosing outcome assessment tools in haemophilia care and research: a multidisciplinary perspective. *Haemophilia*. 2017;23:11–24. <https://doi.org/10.1111/hae.13088>
16. Dover S, Blanchette VS, Srivastava A, Fischer K, Abad A, Feldman BM. Clinical outcomes in hemophilia: towards development of a core set of standardized outcome measures for research. *Res Pract Thrombosis Haemostasis*. 2020;4(4):652–8. <https://doi.org/10.1002/rth2.12331>
17. Nugent DJ, O'Mahony B, Dolan G. Value of prophylaxis vs on-demand treatment: application of a value framework in hemophilia. *Haemophilia*. 2018;24(5):755–65. <https://doi.org/10.1111/hae.13589>
18. Porter ME, Teisberg EO. *Redefining health care*. Boston: Harvard Business Review Press; 2006.
19. ICHOM. *International Consortium for Health Outcomes Measurements Standard sets*. Boston; 2019.
20. Skinner MW, Chai-Adisaksopha C, Curtis R, Frick N, Nichol M, Noone D, et al. The Patient Reported Outcomes, Burdens and Experiences (PROBE) Project: development and evaluation of a questionnaire assessing patient reported outcomes in people with haemophilia. *Pilot Feasib Stud*. 2018;4:58. <https://doi.org/10.1186/s40814-018-0253-0>
21. Porter ME, Lee TH. Why strategy matters now. *New Engl J Med*. 2015;372:1681–4. <https://doi.org/10.1056/NEJMp1502419>
22. Ader DN. Developing the patient-reported outcomes measurement information system (PROMIS). *Med Care*. 2007;45:S1–S2. <https://doi.org/10.1097/01.mlr.0000260537.45076.74>
23. Prinsen CAC, Vohra S, Rose MR, Boers M, Tugwell P, Clarke M, et al. *Guideline for selecting outcome measurement instruments for outcomes included in a Core Outcome Set*. Amsterdam; 2019.
24. Timmer MA, Gouw SC, Feldman BM, Zwagemaker A, de Kleijn P, Pisters MF, et al. Measuring activities and participation in persons with haemophilia: a systematic review of commonly used instruments. *Haemophilia*. 2017;24(2):e33–49. <https://doi.org/10.1111/hae.13367>
25. Limperg PF, Terwee CB, Young NL. Health-related quality of life questionnaires in individuals with haemophilia: a systematic review of their measurement properties. *Haemophilia*. 2017;23(4):497–510. <https://doi.org/10.1111/hae.13197>
26. Gouw SC, Timmer MA, Srivastava A, de Kleijn P, Hilliard P, Peters M, et al. Measurement of joint health in persons with haemophilia: a systematic review of the measurement properties of haemophilia-specific instruments. *Haemophilia*. 2019;25(1):e1–e10. <https://doi.org/10.1111/hae.13631>
27. Funk SM, Engelen S, Benjamin K, Moshkovich O, Gentile B, Church N, et al. Validity and reliability of the Colorado Adult Joint Assessment Scale in adults with moderate-severe hemophilia A. *J Thrombosis Haemostasis*. 2020;18:285–94. <https://doi.org/10.1111/jth.14651>
28. Chai-Adisaksopha C, Skinner MW, Curtis R, Frick N, Nichol MB, Noone D, et al. Psychometric properties of the Patient Reported Outcomes, Burdens and Experiences (PROBE) questionnaire. *BMJ Open*. 2018;8:e021900. <https://doi.org/10.1136/bmjopen-2018-021900>
29. Chai-Adisaksopha C, Skinner MW, Curtis R, Frick N, Nichol MB, Noone D, et al. Test-retest properties of the Patient Reported Outcomes, Burdens and Experiences (PROBE) questionnaire and its constituent domains. *Haemophilia*. 2019;25:75–83. <https://doi.org/10.1111/hae.13649>
30. Ligocki CC, Abadeh A, Wang KC, Adams-Webber T, Blanchette VS, Doria AS. A systematic review of ultrasound imaging as a tool for evaluating haemophilic arthropathy in children and adults. *Haemophilia*. 2017;23:598–612. <https://doi.org/10.1111/hae.13163>
31. Chai-Adisaksopha C, Skinner MW, Curtis R, Frick N, Nichol MB, Noone D, et al. Exploring regional variations in the cross-cultural, international implementation of the Patient Reported Outcomes Burdens and Experience (PROBE) study. *Haemophilia*. 2019;25:365–72. <https://doi.org/10.1111/hae.13703>
32. World Health Organization. *International Classification of Functioning, Disability and Health (ICF)*. ICF core sets.
33. O'Hara J, Hughes D, Camp C, Burke T, Carroll L, Diego DG. The cost of severe haemophilia in Europe: the CHESSE study. *Orphanet J Rare Dis*. 2017;12:106. <https://doi.org/10.1186/s13023-017-0660-y>
34. Feldman BM, Srivastava A, Fischer K, Dover S, Abad A, Blanchette VS. Towards the development of a core set for standardized assessment of outcomes in persons with hemophilia. In: *International Society on Thrombosis and Haemostasis conference. ISTH poster presentation, Berlin*; 2017.
35. Mokkink LB, Terwee CB, Patrick DL, Alonso J, Stratford PW, Knol DL, et al. The COSMIN study reached international consensus on taxonomy, terminology, and definitions of measurement properties for health-related patient-reported outcomes. *J Clin Epidemiol*. 2010;63:737–45. <https://doi.org/10.1016/j.jclinepi.2010.02.006>
36. Cella D, Gershon R, Lai JS, Choi S. The future of outcomes measurement: item banking, tailored short-forms, and computerized adaptive assessment. *Qual Life Res*. 2007;16(Suppl 1):133–41. <https://doi.org/10.1007/s11136-007-9204-6>
37. Cella D, Riley W, Stone A, Rothrock N, Reeve B, Yount S, et al. The Patient-Reported Outcomes Measurement Information System

- (PROMIS) developed and tested its first wave of adult self-reported health outcome item banks: 2005–2008. *J Clin Epidemiol*. 2010;63:1179–94. <https://doi.org/10.1016/j.jclinepi.2010.04.011>
38. Poonnoose PM, Thomas R, Keshava SN, Cherian RS, Padankatti S, Pazani D, et al. Psychometric analysis of the Functional Independence Score in Haemophilia (FISH). *Haemophilia*. 2007;13:620–6. <https://doi.org/10.1111/j.1365-2516.2007.01508.x>
 39. Wharfe G, Buchner-Daley L, Gibson T, Hilliard P, Usuba K, Abad A, et al. The Jamaican Haemophilia Registry: describing the burden of disease. *Haemophilia*. 2018;24:e179–e186. <https://doi.org/10.1111/hae.13517>
 40. Poonnoose PM, van der Net J. Musculoskeletal outcome in hemophilia: bleeds, joint structure and function, activity, and health-related fitness. *Semin Thromb Hemost*. 2015;41:872–9. <https://doi.org/10.1055/s-0034-1543997>
 41. Barclay-Goddard R, Epstein JD, Mayo NE. Response shift: a brief overview and proposed research priorities. *Qual Life Res*. 2009;18:335–46. <https://doi.org/10.1007/s11136-009-9450-x>
 42. Schwartz CE, Bode R, Repucci N, Becker J, Sprangers MA, Fayes PM. The clinical significance of adaptation to changing health: a meta-analysis of response shift. *Qual Life Res*. 2006;15:1533–50. <https://doi.org/10.1007/s11136-006-0025-9>
 43. WFH. *World Bleeding Disorders registry*. 2018 data report. Montreal; 2019.
 44. Soucie JM, Monahan PE, Kulkarni R, Konkle BA, Mazepa MA. The frequency of joint hemorrhages and procedures in nonsevere hemophilia A vs B. *Blood Adv*. 2018;2:2136–44. <https://doi.org/10.1182/bloodadvances.2018020552>
 45. Kuijlaars IAR, van der Net J, Feldman BM, Aspdahl M, Bladen M, de Boer W, et al. Evaluating international Haemophilia Joint Health Score (HJHS) results combined with expert opinion: options for a shorter HJHS. *Haemophilia*. 2020;26(6):1072–80. <https://doi.org/10.1111/hae.14180>
 46. Feldman B, Zourikian N, Funk S, Tilak M, Lobet S, Manco-Johnson MJ, et al. Elevated HJHS scores in healthy adult males without hemophilia. *Abstracts. Haemophilia*. 2018;24:3–196. <https://doi.org/10.1111/hae.13478>
 47. Clinicaltrials.gov. *Patient reported outcomes burdens and experiences - phase 3 (PROBE-3)*.
 48. Price VE, Dover S, Blanchette VS, Klaassen RJ, Wakefield C, Belletrutti M, et al. *Measuring Health Related Quality of Life (HRQoL) in boys with hemophilia using extended half-life clotting factor concentrates (CFCs)*. Melbourne, Australia: International Society for Thrombosis and Hemostasis; 2019.

SUPPORTING INFORMATION

Additional supporting information may be found online in the Supporting Information section.

How to cite this article: van Balen EC, O'Mahony B, Clossen MH, et al. Patient-relevant health outcomes for hemophilia care: Development of an international standard outcomes set. *Res Pract Thromb Haemost*. 2021;5:e12488. <https://doi.org/10.1002/rth2.12488>