



Universiteit
Leiden

The Netherlands

Emotions through the eyes of our closest living relatives: exploring attentional and behavioral mechanisms

Berlo, E. van

Citation

Berlo, E. van. (2022, May 19). *Emotions through the eyes of our closest living relatives: exploring attentional and behavioral mechanisms*. Retrieved from <https://hdl.handle.net/1887/3304204>

Version: Publisher's Version

License: [Licence agreement concerning inclusion of doctoral thesis in the Institutional Repository of the University of Leiden](#)

Downloaded from: <https://hdl.handle.net/1887/3304204>

Note: To cite this publication please use the final published version (if applicable).

Appendices

Appendix A

Supplementary Materials for Chapter 2

Experiment 1: Bonobos' attentional bias towards emotions of familiar and unfamiliar conspecifics.

Table S1. Definition of emotion categories used for bonobos in Experiment 1, and number of pictures per emotion category and per familiarity category.

Picture category	Description	No. of individuals per picture	No. of unfamiliar pictures	No. of familiar pictures
Distress	Aggressive displays (e.g., charges and direct displays); submissive behaviors (e.g., grin faces, fleeing and crouching)	$M = 1.55, SE = 0.16$	15	25
Sex	Mating, genito-genital rubbing, prominent full swelling, penile erection	$M = 2.25, SE = 0.25$	27	16
Playing	Together or alone, with a relaxed open mouth, without an object	$M = 2.25, SE = 0.25$	22	36
Grooming	Two or more individuals grooming	$M = 2.38, SE = 0.26$	53	50
Yawning	Wide-open mouth with or without teeth exposure	$M = 1.17, SE = 0.17$	20	16
Self-scratching	Roughly rubbing the body, face, or one of the limbs	$M = 1.00, SE = 0.00$	18	30
Neutral	Walking, lying down, or sitting	$M = 1.67, SE = 0.14$	155	173

Note. All bonobo participants saw the same number of unique pictures, but for the familiar models the composition of the stimulus set differed per participant because we replaced pictures of the participants themselves with pictures of other familiar individuals. Furthermore, the number of pictures differs per *Familiarity* and also per *Picture category* because some behaviours were easier to photograph or occurred more frequently than other behaviours.

Appendix to stimuli and validation

Six primate experts scored the pictures of bonobos based on valence and intensity. Three experts worked with the bonobos on a daily basis, and the others worked with bonobos or chimpanzees in the past. Experts were presented with one picture at a time and were asked to 1) rate how negative or positive they thought bonobos would experience each picture (1= very negative, 7 = very positive) and 2) how intense the picture was (1= not intense, 7 = very intense). Pictures were shown until a response was given. We calculated intraclass correlations (ICCs) for valence and intensity ratings using a two-way mixed model and a consistency definition and found a high reliability for both ratings ($ICC_{\text{valence}} = .82, 95\% \text{ CI: } .79 - .84, F(653, 3265) = 5.45, p < .001$; $ICC_{\text{intensity}} = .87, 95\% \text{ CI: } .86-.89, F(653, 3265) = 7.96, p < .001$). A generalized linear

A

mixed model with *Emotionality* (emotion versus neutral) as fixed factor, *Rating* as target variable and *Rater Number* as random effect confirmed that emotional pictures are indeed rated higher in intensity than neutral pictures ($M_{\text{emotional}} = 3.28, SE = 0.35, M_{\text{neutral}} = 1.76, SE = 0.18, F(1, 3922) = 1337.81, p < .001$).

Table S2. Overview of average intensity and valence ratings per emotion category and per familiarity category in Experiment 1.

Emotion category	Familiar		Unfamiliar	
	Average Valence (SD)	Average Intensity (SD)	Average Valence (SD)	Average Intensity (SD)
Distress	3.07 (1.38)	4.73 (1.57)	3.49 (1.55)	4.74 (1.39)
Sex	5.93 (0.85)	4.90 (1.28)	5.88 (0.93)	4.94 (1.34)
Play	5.31 (0.95)	3.12 (1.58)	5.44 (0.92)	2.89 (1.44)
Groom	5.31 (0.82)	3.09 (1.64)	5.15 (0.83)	2.73 (1.57)
Yawn	3.96 (0.92)	3.31 (1.56)	3.97 (1.00)	3.53 (1.62)
Self-scratch	4.11 (1.07)	1.76 (0.71)	4.14 (1.02)	1.74 (0.78)
Neutral	4.63 (0.91)	1.64 (0.89)	4.62 (0.88)	1.74 (0.98)

Table S3. Number of incorrect trials per bonobo in Experiment 1.

Participant name	Tested trials (sessions)	Repetitions of trials*	Incorrect trials (% of grand total) †	Of which due to nose wipes	Of which due to self-scratching	Of which due to outliers‡
Besede	525 (21)	202	130 (6.0 %)	2	1	127
Kumbuka	582 (24)	264	181 (8.4%)	38	2	141
Monyama	537 (22)	212	104 (4.8%)	2	0	102
Yahimba	518 (21)	210	99 (4.6%)	4	0	95
Grand total	2162	888	514 (23.8 %)	46	3	465

* These reflect the number of trials that were repeated due to disruptions in the first/original trials.

† The number of incorrect trials consists of both erroneous trials within the first/original trials and erroneous trials within the repetitions.

‡ Outliers were disruptions during a trial other than due to the behaviours described above, e.g.: not attending to the screen during stimulus presentation, someone other than the participant pressing the probe, using the opposing hand, not sitting directly in front of the screen, or the screen not immediately responding to a touch. Outliers also contain extreme RTs ($250 < RT < 5000$) and RTs higher than the median RT per participant minus $2.5 * MAD$ per participant.

Appendix to results

Table S4.1. Individual and overall reaction time means and standard deviations per condition in Experiment 1

Individuals	Familiar		Unfamiliar	
	Congruent <i>M (SD)</i>	Incongruent <i>M (SD)</i>	Congruent <i>M (SD)</i>	Incongruent <i>M (SD)</i>
Besede	699.73 (95.78)	702.63 (101.11)	697.43 (88.19)	714.96 (87.84)
Kumbuka	534.77 (64.87)	535.84 (69.44)	518.17 (75.58)	532.12 (68.29)
Monyama	460.44 (75.00)	449.59 (71.63)	456.89 (76.93)	473.03 (58.25)
Yahimba	431.61 (66.60)	421.19 (62.18)	422.49 (66.89)	423.12 (71.12)

Table S4.2. Model output from Experiment 1.

Predictors	β	<i>SE</i>	<i>t</i>	<i>p</i>
(Intercept)	532.16	55.31	9.62	.001***
Congruency (<i>congruent</i>)	-1.47	1.85	-.80	.426
Familiarity (<i>familiar</i>)	-.11	1.85	.06	.952
Congruency* Familiarity	3.77	1.85	2.04	.042*
Random effects	<i>Variance</i>	<i>SD</i>		
Session*ID (intercept)	264.2	16.25		
ID (intercept)	12090.4	109.95		
Residual	5597.4	74.82		

Number of observations: 1648, Session*ID: 8, ID:4. Note that by sum coding, the levels of all factors have been mean centred. As such, the intercept reflects the grand mean of all predictors.

Experiment 2: Bonobos' attentional bias towards emotions of familiar and unfamiliar humans.

Table S5.1. Overview of average agreement on emotionality (emotional/neutral), average rating scores for emotional intensity and authenticity rated by N=5 research assistants in Experiment 2.

Stimulus category	Caretaker (familiar)			NimStim (unfamiliar)		
	Agreement on emotionality (SD)	Intensity rating (SD)	Authenticity rating (SD)	Agreement on emotionality (SD)	Intensity rating (SD)	Authenticity rating (SD)
Emotional	92.8% (.26)	4.21 (1.36)	4.37 (1.60)	88.9% (.32)	5.09 (1.34)	3.66 (1.56)
Neutral	77.3% (.42)	2.84 (1.67)	5.04 (1.32)	100% (.00)	3.18 (1.58)	4.80 (1.39)

Note. Agreement on emotion refers to the average agreement between 5 raters on whether emotional stimuli were recognized as an emotion by them, and neutral stimuli as neutral. Agreement on whether a stimulus was emotional or neutral was not 100% on average, meaning raters sometimes rated a neutral expression as emotional and vice versa. Furthermore, low intensity scores for neutral stimuli and high intensity scores for emotional stimuli are preferred, because this means there is a clear discrepancy between two simultaneously presented stimuli and as such, highly intense (emotional) stimuli can capture attention faster than low-intensity (neutral) stimuli. A generalized linear mixed model with *Emotionality* (emotion versus neutral) as fixed factor, *Rating* as target variable and *Rater Number* as random effect confirmed that emotional pictures are indeed rated higher in intensity than neutral pictures ($M_{\text{emotional}} = 4.70, SE = 0.39, M_{\text{neutral}} = 2.79, SE = 0.24, F(1, 603) = 233.19, p < .001$).

Table S5.2. ICCs of scores on the different scales (intensity, emotionality (emotion/neutral), and authenticity using two-way mixed effects using a consistency definition in Experiment 2 (N=6).

Scale	Intraclass Correlation	95% confidence interval		F value (df1, df2)	P value
Intensity	.78	.71	.84	4.53 (120, 480)	.000
Emotion	.66	.55	.75	2.94 (120, 480)	.000
Authenticity	.69	.59	.77	3.20 (120, 480)	.000

Table S6. Number of incorrect trials per bonobo on the dot-probe with human stimuli Experiment 2.

Participant name	Tested trials (sessions)	Repetitions of trials*	Incorrect trials (% of grand total) †	Of which		Of which due to outliers‡
				due to nose wipes	due to self-scratching	
Besede	325 (13)	198	66 (20.3)	0	0	58
Kumbuka	326 (13)	198	106 (32.5)	15	0	73
Monyama	377 (15)	245	78 (20.7)	0	0	48
Yahimba	350 (14)	223	123 (35.1)	1	0	58
Grand total	1378	864	373	16	0	237

* These reflect the number of trials that were repeated due to disruptions in the first/original trials.

† The number of incorrect trials consists of both erroneous trials within the first/original trials and erroneous trials within the repetitions.

‡ Outliers were disruptions during a trial other than due to the behaviours described above, e.g.: not attending the screen during stimulus presentation, someone other than the participant pressing the probe, using the opposing hand, not sitting directly in front of the screen, or the screen not immediately responding to a touch. Outliers also contain extreme RTs ($250 < RT < 5000$) and RTs higher than the median RT per participant minus $2.5 * MAD$ per participant.

Appendix to results

Table S7.1. Individual and overall reaction time means and standard deviations per condition

Individuals	Familiar (Caretaker)		Unfamiliar (NimStim)	
	Congruent <i>M (SD)</i>	Incongruent <i>M (SD)</i>	Congruent <i>M (SD)</i>	Incongruent <i>M (SD)</i>
Besede	628.21 (125.55)	631.84 (133.57)	630.15 (113.73)	635.15 (113.28)
Kumbuka	526.69 (52.74)	530.69 (49.84)	525.93 (61.46)	526.43 (52.41)
Monyama	429.28 (62.39)	430.03 (69.86)	437.04 (73.85)	438.94 (66.04)
Yahimba	399.79 (56.26)	400.79 (76.19)	379.63 (84.67)	394.47 (76.73)

Table S7.2. Model output from Experiment 2.

Predictors	β	<i>SE</i>	<i>t</i>	<i>P</i>
(Intercept)	491.33	41.69	11.79	.001***
Congruency (<i>congruent</i>)	-1.44	2.51	-.58	.565
Familiarity (<i>unfamiliar/familiar</i>)	-.50	2.50	-.20	.842
Congruency* Familiarity	.99	2.50	.40	.691
Random effects	<i>Variance</i>	<i>SD</i>		
Session*ID (intercept)	1818	42.64		
ID (intercept)	6315	79.46		
Residual	6275	79.21		

Number of observations: 1005, Session*ID: 12, ID:4. Note that by sum coding, the levels of all factors have been mean centred. As such, the intercept reflects the grand mean of all predictors.

Table S8. Model output from the control experiment as part of Experiment 2.

Predictors	β	<i>SE</i>	<i>t</i>	<i>p</i>
(Intercept)	6.08	.009	665.1	< .001***
Congruency (<i>congruent</i>)	-.003	.002	-2.00	.046*
Familiarity (<i>unfamiliar</i>)	.000	.002	-.10	.931
Congruency* Familiarity	-.001	.002	.20	.867
Random effects	<i>Variance</i>	<i>SD</i>		
ID (intercept)	.00	.06		
Residual	.03	.16		

Number of observations: 9788, ID: 150. Note that results are given on the log (not the response) scale. For clarity, 3 decimals are reported for the beta estimate and standard error. By sum coding, the levels of all factors have been mean centred. As such, the intercept reflects the grand mean of all predictors.

Experiment 3: Humans' attentional bias towards emotions of familiar and unfamiliar conspecifics.

Appendix to participants

Table S9. Descriptives of participants and their relation to the participant on the stimuli in Experiment 3.

Relationship participant on task versus participant on photo*	Sex participant on task versus		Sex participant on photos		Grand total
	Male versus Male	Male versus Female	Female versus Female	Female versus Male	
Brother/sister	25	25	32	19	101
Child	25	16	33	23	97
Parent	22	23	25	28	98
Spouse/partner	1	27	0	48	76
Niece/nephew†	0	1	1	0	2
Friend/Colleague	8	3	12	7	30
Grand total	81	95	103	125	404‡

* The relationship is seen from the viewpoint of the participant doing the task, e.g., "Child" means that the stimuli are of the child of the participant who performed the dot probe task.

† As we were interested in how closely bonded individuals attend to each other's emotions, we focused mainly on families and friends. We did not collect a lot of participants with a more distant family relationship (e.g., aunts/uncles, nephews/nieces, cousins), but decided not to remove the 2 participants with a niece or nephew.

‡ Note that this number is not the same as the one reported in the main text (N=449), this is because of a technical failure, the relationship data of 45 participants was not registered.

Appendix to stimulus validation

Table S10.1. Overview of average agreement on emotionality (emotion/neutral), and average rating scores for emotional intensity and authenticity of human stimuli in Experiment 2.

Rater group	Neutral stimuli			Emotional stimuli		
	Agreement on emotionality (SD)	Intensity rating (SD)	Authenticity rating (SD)	Agreement on emotionality (SD)	Intensity rating (SD)	Authenticity rating (SD)
1	82.9% (.38)	3.16 (1.85)	5.72 (2.41)	68.3% (.47)	4.08 (1.86)	4.85 (1.87)
2	74.8% (.43)	2.17 (1.64)	5.79 (1.42)	88.3% (.32)	4.97 (1.79)	5.39 (1.65)
3	77.3% (.42)	2.69 (1.3)	5.26 (1.66)	90.5% (.29)	4.44 (1.59)	4.06 (1.88)
Grand average	81.5% (.39)	2.99 (1.83)	5.71 (1.29)	70.9% (.45)	4.18 (1.71)	5.29 (1.43)

Note. Rater group 1, N = 8; Group 2, N = 5; Group 3, N = 5. Agreement on emotion/neutral refers to the average agreement between raters on whether emotional stimuli were recognized as an emotion by them, and neutral stimuli as neutral. Agreement was not 100% on average, meaning raters sometimes rated an emotional expression as neutral and vice versa. Intensity and authenticity were rated on a scale from 1-7 (1 = low intensity/authenticity, 7 = high intensity/authenticity). Furthermore, low intensity scores for neutral stimuli and high intensity scores for emotional stimuli are preferred, because this means there is a clear discrepancy between two simultaneously presented stimuli and as such, highly intense (emotional) stimuli can capture attention faster than low-intensity (neutral) stimuli. A generalized linear mixed model with *Emotionality* (emotion versus neutral) as fixed factor, *Rating* as target variable and *Rater Group***Rater Number* as random effect confirmed that emotional pictures are indeed rated higher in intensity than neutral pictures ($M_{\text{emotional}} = 4.17$, $SE = 0.22$, $M_{\text{neutral}} = 2.74$, $SE = 0.14$, $F(1, 30377) = 5139.47$, $p < .001$).

Table S10.2. ICC (two-way mixed, consistency) on intensity scores, emotion type, and authenticity scores per rater group in Experiment 2.

	Rater group	Intraclass Correlation	95% confidence interval		F value (df1, df2)	p value
Intensity scores	1	.74	.73	.76	3.90 (3078, 21546)	.000
	2	.89	.88	.91	9.34 (568, 2748)	.000
	3	.78	.74	.82	4.63 (263, 1052)	.000
Emotion type scores	1	.92	.91	.92	12.07 (3219, 22533)	.000
	2	.69	.65	.72	3.18 (687, 2748)	.000
	3	.82	.78	.85	5.49 (263, 1052)	.000
Authenticity	1	.70	.68	.71	3.29 (3078, 21546)	.000
	2	.60	.55	.64	2.47 (687, 2748)	.000
	3	.74	.69	.79	3.87 (263, 1052)	.000

Appendix to results

Table S11.1. Model output from Experiment 3.

Predictors	β	<i>SE</i>	<i>t</i>	<i>p</i>
(Intercept)	6.334	.007	934.0	< .001***
Congruency (<i>incongruent</i>)	-.002	.001	-1.88	.061
Familiarity (<i>unfamiliar</i>)	-.001	.001	-.78	.445
Congruency* Familiarity	.002	.001	-2.00	.047*
Random effects	<i>Variance</i>	<i>SD</i>		
ID (intercept)	.020	.141		

Number of observations: 16949, ID: 444. Note that results are given on the log (not the response) scale. For clarity, 3 decimals are reported for the estimate, standard error, variance, and standard deviation.

Table S11.2. Exploratory analysis: Testing for effects of sex-combinations (dot-probe participant and photo participant), familiarity and congruency on reaction times in Experiment 3.

Predictors	χ^2	<i>df</i>	<i>p</i>
Sex combination (<i>M-M, M-F, F-M, F-F</i>)	1.46	3	.691
Congruency (<i>congruent, incongruent</i>)	1.46	1	.227
Familiarity (<i>familiar, unfamiliar</i>)	.61	1	.434
Sex combination*Congruency*Familiarity	1.44	3	.696
Random effects	<i>Variance</i>	<i>SD</i>	
ID (intercept)	.00	.07	
Residual	.02	.16	

Number of observations: 15326, ID: 402. Note that results are given on the log (not the response) scale, and that some samples are missing because we lost some data relating to sex and relationship. M = male, F = female.

Appendix B

Supplementary Materials for Chapter 4

Appendix to stimuli

Table S1. Definitions of emotion categories of bonobo and human stimuli.

Picture category	bonobo	human
Distress	Aggressive displays, such as long and short charges, mutual and direct displays; submissive behaviours such as grin faces, fleeing, and crouching	Fearful displays (wide-open eyes, raised eye brows, open mouth) which may include crying and embracing
Sex	Mating, genito-genital rubbing, masturbation, prominent full swelling, penile erection	Man and woman in underwear romantically embracing and/or kissing, no genitals or penetration visible
Playing	Together or alone, with a relaxed open mouth, without an object	See bonobo
Grooming	Two or more individuals grooming with close physical contact	Two or more individuals in close physical contact, hugging, smiling, or brushing hair
Yawning	Wide open mouth with or without canine visibility	Wide open mouth with or without teeth visible
Neutral	Walking, lying down, or sitting	Walking, lying down, sitting, running, cycling

Table S2. Overview of number of individuals, adults, juveniles, males and females per picture category for bonobo stimuli

Picture category	No. of individuals		No. of adults		No. of juveniles / infants		No. of females*		No. of males*	
	M	SD	M	SD	M	SD	M	SD	M	SD
Distress	1.22	0.44	0.67	0.71	0.56	0.53	0.78	0.44	0.44	0.53
Sex	1.80	1.23	1.50	0.97	0.30	0.67	1.20	1.03	0.60	0.52
Play	1.88	0.99	0.63	0.74	1.25	0.71	1.00	0.93	0.88	0.83
Groom	2.50	0.85	2.10	0.74	0.40	0.52	1.80	0.79	0.70	0.95
Yawn	1.00	0.00	0.91	0.30	0.09	0.30	0.18	0.40	0.82	0.40
Neutral	1.75	1.21	1.23	0.81	0.52	0.90	0.98	0.84	0.77	0.86

* Since stimuli were collected from the internet, it was not always possible to deduct whether an individual was male or female (e.g., when only part of the body was visible).

Table S3. Overview of number of individuals, adults, juveniles, males and females per picture category for human stimuli.

Picture category	No. of individuals		No. of adults		No. of juveniles / infants		No. of females		No. of males	
	M	SD	M	SD	M	SD	M	SD	M	SD
Distress	6.00	3.77	4.90	4.01	1.10	3.14	4.00	3.83	3.70	3.71
Sex	2.00	0.00	2.00	0.00	0.00	0.00	1.00	0.00	1.00	0.00
Play	2.80	1.81	1.90	2.42	0.90	1.10	1.80	1.93	1.00	0.67
Groom	3.60	2.76	3.20	3.01	0.50	0.71	2.00	1.94	1.80	1.87
Yawn	1.50	1.27	0.90	1.52	0.60	0.52	0.90	0.99	0.60	0.70
Neutral	5.37	3.68	5.26	3.72	0.29	0.64	3.61	3.52	3.80	3.68

Appendix to calibration of bonobos

During data collection, we displayed a 9-point grid to the bonobos at the beginning of each session to visually inspect calibration accuracy through Tobii Live Viewer (Figure S1). Nevertheless, after data collection ended and checking the raw data, we noticed that for two bonobos (Zuani and Monyama), there were consistent shifts in the gaze data either to the left or right relative to the position of the stimuli on the screen. To make sure our measure of interest, *Total fixation duration*, was as accurate as possible, we decided to correct the specific cases in which we could see a shift. We therefore developed a python script to establish the gaze offsets per session for Zuani and Monyama. Per session, we used K-means clustering to calculate the two centroids (i.e., the mean position of all points within a 2-dimensional space) of the gaze data on the left and right stimulus, and compared the X and Y coordinates of these centroids to the true center points of the left and right stimuli on the screen. The average offset to the left or right on the X-axis relative to the true center points was then used to calculate the adjusted regions of interest for a specific session. In Figure S2 down below you can see an example of this. For the data analyses, we did not manipulate the raw gaze data, but rather adjusted the regions of interest in Tobii Studio to accommodate the offset (see Figure S3).




Figure S1. Example of the 9-point grid shown to the bonobos at the start of each session, here displayed with a heatmap (with green indicating lower, and red indicating higher fixation counts).

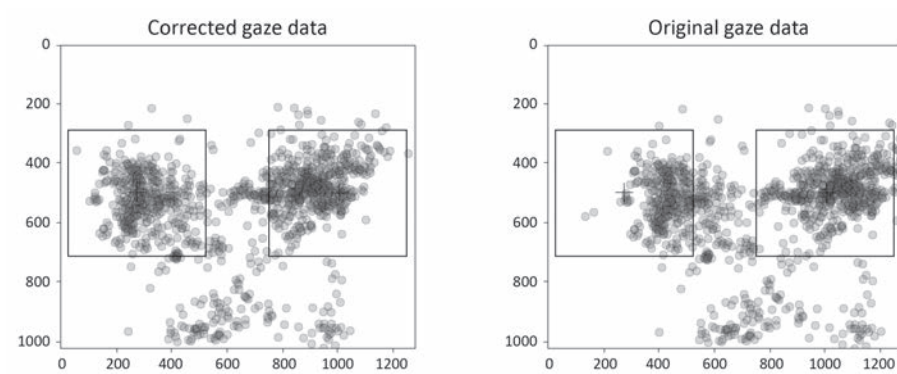


Figure S2. Example of a session in which gaze data was consistently shifted to the left relative to the positions of the stimuli (blue and orange squares) on the screen. On the right, the original gaze data of a specific session of one individual (Monyama) is plotted. For clarity, we also plotted what the corrected gaze data would look like applying K-means clustering.

A



Figure S3. Example of what (corrected) region of interests (ROI) could look like. On the left, the normal ROIs are displayed. On the right, the corrected ROIs for the specific session displayed in S1 are displayed.

Appendix to results experiment 1

Table S4. Overview of results of the bonobos.

	Model 1	Model 2	Model 3
Predictor	β (89% CI)	β (89% CI)	β (89% CI)
Intercept	-0.01 [-0.15 – 0.13]	0.06 [-0.08 – 0.20]	0.18 [0.02 – 0.33]
Species (human)		-0.16 [-0.23 – -0.09]	-0.08 [-0.23 – 0.08]
Emotion category (groom)			-0.21 [-0.35 – -0.06]
Emotion category (play)			-0.20 [-0.35 – -0.05]
Emotion category (sex)			-0.04 [-0.17 – 0.11]
Emotion category (yawn)			-0.17 [-0.32 – -0.04]
Species (human) * Emotion category (groom)			0.05 [-0.17 – 0.26]
Species (human) * Emotion category (play)			0.11 [-0.10 – 0.32]
Species (human) * Emotion category (sex)			-0.49 [-0.70 – -0.28]
Species (human) * Emotion category (yawn)			-0.06 [-0.27 – 0.15]
Random effects			
σ^2	1	1	1
τ_{00}	0.03 _{ID}	0.02 _{ID}	0.02 _{ID}
	0.00 _{ID:Session}	0.00 _{ID:Session}	0.00 _{ID:Session}
N	134 _{Session}	134 _{Session}	134 _{Session}
	4 _{ID}	4 _{ID}	4 _{ID}
Observations	1420	1420	1420

Note: All values are reported on the log scale.

Appendix to results experiment 2**Table S5.** Overview of results per model, per factor.

	Model 1	Model 2	Model 3
Predictor	β (89% CI)	β (89% CI)	β (89% CI)
Intercept	0.13 [0.10 – 0.16]	0.06 [0.02 – 0.10]	-0.08 [-0.15 – -0.01]
Species (human)		0.13 [0.09 – 0.18]	0.32 [0.22 – 0.41]
Emotion category (groom)			0.24 [0.15 – 0.34]
Emotion category (play)			0.22 [0.13 – 0.32]
Emotion category (sex)			0.12 [0.03 – 0.22]
Emotion category (yawn)			0.11 [0.02 – 0.20]
Species (human) * Emotion category (groom)			-0.26 [-0.39 – -0.13]
Species (human) * Emotion category (play)			-0.25 [-0.39 – -0.12]
Species (human) * Emotion category (sex)			-0.13 [-0.27 – 0.00]
Species (human) * Emotion category (yawn)			-0.30 [-0.43 – -0.17]
Random effects			
σ^2	1	1	1
τ_{00}	0.02 _{ID}	0.02 _{ID}	0.02 _{ID}
N	94 _{ID}	94 _{ID}	94 _{ID}
Observations	2780	2780	2780

Note: All values are reported on the log scale.

Appendix C

Supplementary Materials for Chapter 5 *Appendix to participants and data collection*

Table S1. Additional information about the study subjects

Name	Sex	Birth year	Developmental stage	Minutes of observation	Relationship
Amos	Male	2000	Adult	1120	Father of Kawan and Baju
Baju	Male	2015	Juvenile	NA	Son of Amos and Wattana
Binti	Female	2000	Adult	1090	No kin in the group
Dayang	Female	2005	Adult	1120	Adopted by Sandy
Kawan	Male	2010	Adolescent (unflanged)	1090	Son of Wattana
Kevin	Male	1982	Adult	1110	Born in the wild, no kin in the group
Samboja	Female	2005	Adult	1080	Daughter of Sandy
Sandy	Female	1982	Adult	1110	Mother of Samboja
Silvia	Female	1965	Adult	1080	No kin in the group
Wattana	Female	1995	Adult	1110	Mother of Kawan and Baju

Table S2. Ethogram of the orangutans

	Behavior	Code	Description
Infant	Nursing	N	Infant suckling from nipple unaided (dur)
	Retrieve	R	Retrieve infant from another animal or physical structure (dur)
Socio-positive	Allogrooming	GR	One individual picking, stroking or parting of hair over any part of the body with mouth or hands of another individual (dur)
	Being groomed	BG	Focal animal is groomed by another animal (dur)
	Contact	C	Mouth-mouth contact, olfactory inspection, touch (dur)
	Contact sitting	CS	Sitting next to other individual (dur)
	Play	P	Mouth fighting or wrestling (dur)
Agonistic	Chase other	CH	Individual pursuing another using any form of locomotion (dur)
	Direct aggression	FI	Biting/hitting/grabbing (dur)
	Display	DI	Charge, shaking of climbing structure/rope (dur)
	Make way	MW	Move out of the way when another animal is approaching (pt)
Sexual	Genital contact	GC	One individual touching hand/mouth to another's genital area (dur)
	Mount	M	Mounting another animal in a copulatory position; genital-genital contact established (dur)
Food associated	Drinking	DR	Drink from drink-nipple (pt)
	Feeding	FE	Actively eating, reaching for food, processing or preparing food items (dur)
	Foraging	FO	Searching for food (dur)
	Give food	GF	Give food to another animal (pt)
	Take food	TF	Take food from another animal's mouth or hand (pt)
Locomotion	Brachiate/climbing	CL	Hand-over-hand locomotion (dur)
	Walk	W	Forward or backward locomotion either quadrupedally or bipedally (dur)
Facial expression	Funnel face	FF	Maximal pursing of the lips (pt)
	Grimace	GR	Teeth showing, mouth slightly open, corners pulled back (pt)
Vocalization	Grunt	G	Deep, belch-like vocalization (dur)
	Kiss squeak	KS	Vocalization made by the intake of air through extended lips (dur)
	Long call	LC	Deep, rumbling vocalization (dur)
	Auto-groom	AG	Picking, stroking or parting of own hair over any part of the body (dur)
	Auto-play	AP	Animal plays with food/items alone (dur)
	Caretaker	CA	Interacting/waiting for interactions with the caretaker (dur)
	Nest building	NB	Preparation of day/night nest (dur)
	Object manipulation	OM	Manipulating object with hand/mouth (dur)
	Out of sight	OS	Animal is out of sight (dur)
	Resting	R	Laying (in a nest), not sleeping (eyes opened) (dur)
Other	Self-scratching	SC	Auto-scratch (dur)
	Sleeping	SL	Resting without locomotion, eyes are closed (dur)
	Yawn	Y	Opening of mouth and lips with teeth bared or not visible (pt)

Dur = duration behavior, pt = point behavior

Appendix to results

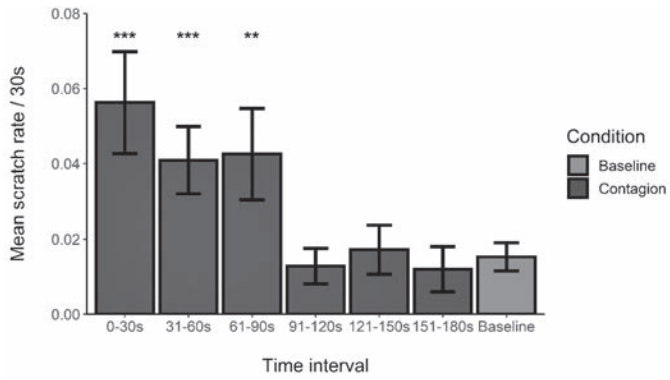


Figure S1. Mean self-scratch rates (\pm SEM) in the six 30 second intervals in the contagious condition compared to the baseline self-scratch rate. *** $p < 0.001$, ** $p < 0.01$.

Appendix D

Supplementary Materials for Chapter 6

Appendix to participants and procedure

Table S1. Overview of test subjects, their sex, age, and relationship.

Name	Sex	Birth year	Developmental stage	Relationship
Amos	Male	2000	Adult	Father of Kawan, Baju, and Indah
Baju	Male	2015	Juvenile	Son of Amos and Wattana
Indah	Female	2017	Infant	Daughter of Amos and Samboja, granddaughter of Sandy
Kawan	Male	2010	Adolescent (unflanged)	Son of Amos and Wattana
Kevin	Male	1982	Adult	Born in the wild, no kin in group
Sandy	Female	1982	Adult	Mother of Samboja, grandmother of Indah
Samboja	Female	2005	Adult	Daughter of Sandy, mother of Indah
Wattana	Female	1995	Adult	Mother of Kawan and Baju

Note: Two adult females (Wattana and Samboja) were always housed with their offspring and sometimes with one adult male.

Test sessions were carried out in mornings and afternoons (between 10:00-15:30) in the inside enclosures (Figure 1 in Chapter 6). During testing, two observers and occasionally a zookeeper were present. Sometimes, volunteer guides belonging to the park visited the orangutans during testing. Furthermore, nearing the end of the testing period one of the individuals had fallen ill and therefore two caretakers were present during testing almost daily. At the beginning of every session, the screen was placed in front of one of the enclosures. An enclosure usually housed one to four individuals (often mother-offspring and one adult male), and testing only started when the focal individual was in a position that allowed it to see the screen. Furthermore, if a focal individual did not see at least one full clip (yawn or control), another attempt was made by moving the screen or waiting until the focal was in a suitable position. All individuals in the enclosure were filmed with two cameras. If the focal individual moved, the observers adjusted the position of the screen as well.

Yawns that occurred during the primer or while it was clear that the subject had no direct line of sight towards the screen when the stimuli were presented, were recorded as spontaneous yawns and not taken into account in subsequent analyses. Note however, that the number of spontaneous yawns was almost exactly equal between the two conditions (18 and 17 in the yawn and control condition, respectively).

A

Appendix to results

Table S2.1. Overview of yawning *occurrences* per individual in yawn and control conditions and across triggers.

Trigger	Familiar		Unfamiliar		Avatar		Total
	Yawns in Control	Yawns in Yawn	Yawns in Control	Yawns in Yawn	Yawns in Control	Yawns in Yawn	
Amos	2	6	0	1	2	1	12
Baju	1	2	0	0	1	2	6
Indah	0	0	0	1	0	0	1
Kawan	2	2	6	6	1	1	18
Kevin	0	2	0	1	0	0	3
Samboja	0	0	0	0	0	0	0
Sandy	0	1	0	1	0	0	2
Wattana	0	1	0	1	0	1	3
Total	5	14	6	11	4	5	45

Table S2.2. Overview of yawning *rates* per individual in yawn and control conditions and across triggers.

Trigger	Familiar		Unfamiliar		Avatar		Total
	Yawns in Control	Yawns in Yawn	Yawns in Control	Yawns in Yawn	Yawns in Control	Yawns in Yawn	
Amos	2	8	0	1	2	1	14
Baju	3	8	0	0	2	4	17
Indah	0	0	0	1	0	0	1
Kawan	2	4	9	21	1	1	38
Kevin	0	2	0	3	0	0	5
Samboja	0	0	0	0	0	0	0
Sandy	0	4	0	1	0	0	5
Wattana	0	1	0	1	0	1	3
Total	7	27	9	28	5	7	83

Table S2.3. Overview of overall yawning *occurrences* and *rates* in the yawn and control condition per replication cycle

	Replication	Control	Yawn	Total
Yawn occurrences	1	7	8	15
	2	1	7	8
	3	2	6	8
	4	5	9	14
	Total	15	30	45
Yawn rates	1	7	16	23
	2	1	11	12
	3	3	17	20
	4	10	18	28
	Total	21	62	83

Table S3. Overview of number of trials per individual, per trigger and per condition.

Trigger	Familiar		Unfamiliar		Avatar		Total
	Control	Yawn	Control	Yawn	Control	Yawn	
Amos	17	14	13	11	13	15	83
*Baju	9	6	9	6	4	10	44
*Indah	14	14	13	16	11	11	79
*Kawan	19	18	21	19	18	18	113
Kevin	17	14	17	15	15	16	94
Samboja	14	16	14	15	17	15	91
Sandy	15	19	16	18	14	13	95
Wattana	18	12	19	18	16	18	101
Total	123	113	122	118	108	116	700

* Baju and Kawan are the offspring of Wattana. Indah is the offspring of Samboja. Note: The numbers are not equally divided across individuals, as bystanders were present in the same enclosure as the focal were also exposed to the videos (for instance in the case of mother-offspring pairs). Furthermore, within individuals, numbers are not equal between conditions because in some cases the focal individual paid no attention to the screen, leading to no data for these particular trials. Finally, one video was accidentally presented an extra time, which means that after data collection we had 289 rather than the planned 288 sessions.

Testing the link between yawn occurrence, condition, and familiar and unfamiliar trigger (excluding avatar)

As CY seemed to be present only in response to a familiar or unfamiliar trigger, but not significantly so with the avatar trigger, we performed an extra exploratory analysis without the avatar trigger. Specifically, we first tested whether yawn occurrence is moderated by *condition* (yawn vs. control), *trigger* (familiar vs. unfamiliar), and their interaction using a binomial GLMM with *subject* nested in *trial*. Next, in those cases that at least one yawn occurred, we tested whether yawning rate is moderated by *condition*, *trigger*, and their interaction using a negative binomial GLMM with *subject* nested in *trial*.

In the first analysis looking at the likelihood of yawning, we re-confirmed the presence of CY in the reduced dataset: we found a main effect of *condition* ($\beta = 6.74$, $SE = 1.65$, $Z = 4.082$, $p < .001$) in which individuals were more likely to yawn in the yawn vs. control condition. We did not find evidence for an interaction between *condition*trigger* ($\beta = -3.24$, $SE = 2.05$, $Z = 1.57$, $p = .115$). Despite our reduced dataset, we still confirm the presence of CY in orangutans, but find no evidence for a familiarity effect using 'real' orangutan stimuli only.

In the second analysis in which we looked at yawning rates, we found no significant main effect of *condition* ($\beta = .37$, $SE = .46$, $Z = .81$, $p = .420$), nor an interaction effect between *condition*trigger* ($\beta = .32$, $SE = .61$, $Z = .52$, $p = .603$). Similar to the original analysis including the avatar trigger, we find no differences in strength between

conditions and triggers. The model including the interaction between *condition* and *trigger* did not significantly improve the null model ($\chi^2(3) = 3.50, p = .321$).

Testing the link between contagious yawning, condition and familiarity using self-scratching as covariate

To control for self-scratching in our models that investigate the presence and strength of contagious yawning, we perform two Hurdle models, each containing two analyses. First, using a binomial GLMM with Subject nested in Trial as random factors and condition and self-scratch occurrence as fixed factors, we find a main effect of condition on the likelihood of yawning ($b = 3.52, SE = 1.05, Z = 3.35, p = .0008$), but no effect of self-scratch occurrence ($b = 1.33, SE = .96, Z = 1.39, p = .163$). In those cases that at least one yawn occurred, is the yawn response larger in the yawn condition versus the control condition? To answer this question, we perform a negative binomial GLMM with Subject nested in Trial as random factors and condition and self-scratch rate as fixed factors and compare this model to the null model (without fixed factors). The result shows that the alternative model cannot explain the data better than the null model: $\chi^2(2) = 3.32, p = .191$; there is no main effect of condition ($b = .47, SE = .26, Z = 1.80, p = .071$), nor a main effect of self-scratch rate ($b = .03, SE = .06, Z = .48, p = .634$) on yawn rate.

In the second hurdle model, we look at effects of familiarity on the occurrence and strength of contagious yawning. First, using a binomial GLMM with Subject nested in Trial as random factors and condition, trigger, condition*trigger, and self-scratch occurrence as fixed factors, we find a main effect of condition and condition*trigger on the likelihood of yawning, but no effect of self-scratch occurrence ($b = 1.33, SE = .96, Z = 1.39, p = .163$). Specifically, yawning is more likely to occur in the yawn versus control condition in case of a familiar trigger ($b = -6.50, SE = 1.64, Z = -3.97, p = .0001$) and an unfamiliar trigger ($b = -3.93, SE = 1.57, Z = -2.50, p = .012$). Next, in those cases that at least one yawn occurred, is the yawn response larger in the yawn condition versus the control condition and does familiarity affect this result? To answer these questions, we perform a negative binomial GLMM with Subject nested in Trial as random factors and condition, trigger, condition*trigger, and self-scratch rate as fixed factors and compare this model to its respective null model. The result shows that the alternative model cannot explain the data better than the null model: $\chi^2(6) = 5.30, p = .505$; there is no main effect of condition ($b = .18, SE = .62, Z = .28, p = .776$), nor a main effect of self-scratch rate ($b = .04, SE = .07, Z = .58, p = .560$), nor an interaction between condition*trigger ($b = .19, SE = .76, Z = .26, p = .798$) on yawn rate.

As such, we confirm that orangutans yawn contagiously in response to “real” orangutan stimuli, regardless of whether they are familiar or not. Furthermore, we cannot draw any conclusions on the rate of yawning. Importantly, self-scratching does not have a significant impact on the occurrence of the aforementioned results.

Appendix E

Supplementary Materials for Chapter 7

Experiment 1: PIAT in the zoo

Appendix to stimuli and procedure



Figure S1. (A) Close-up of test setup used by the adults. (B) Photo of test environment (taken during a practice round). Photos were taken with permission.

Table S1.1. Overview of concept stimuli used in the adult and child P-IAT. The stimuli form a subset of the Radboud Faces Database (RaFD; Langer et al., 2010).

Rafd Image Name	Agreement between subjects	Intensity	Clarity	Genuineness	Valence
Rafd090_09_Dutch_male_neutral_frontal*	87	3.30	3.74	3.65	2.87
Rafd090_10_Dutch_male_neutral_frontal	86	3.55	3.86	3.82	2.95
Rafd090_20_Dutch_male_neutral_frontal	68	2.82	3.32	3.55	2.68
Rafd090_24_Dutch_male_neutral_frontal	96	3.84	4.16	4.24	3.24
Rafd090_28_Dutch_male_neutral_frontal	88	3.36	3.76	3.92	2.88
Rafd090_36_Dutch_male_neutral_frontal	100	3.92	3.92	4.04	3.24
Rafd090_35_Moroccan_male_neutral_frontal	100	3.95	4.45	3.90	2.95
Rafd090_45_Moroccan_male_neutral_frontal*	75	3.30	3.75	3.90	2.75
Rafd090_51_Moroccan_male_neutral_frontal	89	3.68	4.11	4.05	3.05
Rafd090_52_Moroccan_male_neutral_frontal	100	3.35	3.90	4.25	3.30
Rafd090_55_Moroccan_male_neutral_frontal	95	3.55	3.85	4.05	2.85
Rafd090_59_Moroccan_male_neutral_frontal	100	3.70	4.00	4.30	3.10

*These concepts are used as exemplars to indicate the "Dutch" and "Moroccan" categories.

Table S1.2. Overview of attribute stimuli used in the adult version of the P-IAT. Images form a subset of the International Affective Picture System (IAPS) (Lang, Bradley, & Cuthbert (2008).

Negative/Positive Attribute	Image Description	IAPS code	Valence (<i>SD</i>)	Arousal (<i>SD</i>)
neg1	Explosion*	9940	1.62(1.20)	7.15(2.24)
neg2	Injecting	9590	3.08(1.63)	5.41(2.23)
neg3	Snake	1120	3.79(1.93)	6.93(1.68)
neg4	Spider	1200	3.95(2.22)	6.03(2.38)
neg5	Attackdog*	1304	3.37(1.58)	6.37(1.93)
neg6	Fire*	8485	2.73(1.62)	6.46(2.10)
pos1	Seal*	1440	8.19(1.53)	6.05(2.38)
pos2	Polarbears	1441	7.97(1.28)	3.94(2.38)
pos3	Rabbit	1610	7.82(1.34)	3.08(2.19)
pos4	Sunset	5830	8.00(1.48)	4.92(2.65)
pos5	Nature*	5760	8.05(1.23)	3.22(2.39)
pos6	Iccream*	7330	7.69(1.84)	5.14(2.58)

*These attribute-images are used as exemplars to indicate the positive and negative categories.

Note. Descriptions and valence and arousal ratings are taken from Lang, Bradley, & Cuthbert (2008).

A

Table S1.3. Overview of valence and arousal ratings for the attribute images used in the child P-IAT.

Positive/Negative	Image Description	Valence (SD)	Arousal (SD)
Negative 1	Teenage Mutant Ninja Turtles villain	3.80 (1.92)	3.80 (2.39)
Negative 2	Spongebob villain	3.75 (2.22)	2.00 (0.82)
Negative 3	Pokémon villain	4.50 (1.91)	4.75 (1.71)
Negative 4	Avatar villain	4.20 (2.39)	4.80 (1.79)
Negative 5	Fairly Odd Parents villain	2.00 (2.45)	4.00 (2.76)
Negative 6	Totally Spies villain	2.80 (2.17)	3.40 (1.94)
Positive 1	Teenage Mutant Ninja Turtles villain	4.50 (2.50)	4.50 (2.50)
Positive 2	Spongebob hero	5.83 (0.98)	4.33 (1.75)
Positive 3	Pokémon heroes	6.00 (1.41)	5.40 (1.81)
Positive 4	Avatar heroes	7.00 (.00)	6.83 (.43)
Positive 5	Fairly Odd Parents heroes	5.83 (.75)	4.33(1.75)
Positive 6	Totally Spies heroes	4.00 (1.58)	3.00 (2.35)

Table S2. Overview of different versions of the PIAT. Attribute stimuli differ between the child and adult version, but have the same name in the table.

Stim. Set	Task	Attribute		Critical Block 3			Critical Block 5		
		Left	Right	Congruency	Left	Right	Congruency	Left	Right
1	1	neg1	pos1	congruent	MLNL	DRPR	incongruent	DLNL	MRPR
1	2	neg1	pos1	incongruent	DLNL	MRPR	congruent	MLNL	DRPR
1	3	pos1	neg1	incongruent	MLPL	DRNR	congruent	DLPL	MRNR
1	4	pos1	neg1	congruent	DLPL	MRNR	incongruent	MLPL	DRNR
2	1	neg2	pos2	congruent	MLNL2	DRPR2	incongruent	DLNL2	MRPR2
2	2	neg2	pos2	incongruent	DLNL	MRPR	congruent	MLNL2	DRPR2
2	3	pos2	neg2	incongruent	MLPL2	DRNR2	congruent	DLPL2	MRNR2
2	4	pos2	neg2	congruent	DLPL2	MRNR2	incongruent	MLPL2	DRNR2
3	1	neg3	pos3	congruent	MLNL3	DRPR3	incongruent	DLNL3	MRPR3
3	2	neg3	pos3	incongruent	DLNL3	MRPR3	congruent	MLNL3	DRPR3
3	3	pos3	neg3	incongruent	MLPL3	DRNR3	congruent	DLPL3	MRNR3
3	4	pos3	neg3	congruent	DLPL3	MRNR3	incongruent	MLPL3	DRNR3

Abbreviations under columns *Left* and *Right* represent the valence and position of the image on the screen, i.e.: *MLNL* = Moroccan Left, Negative Left; *DLNL* = Dutch Left, Negative Left; *MLPL* = Moroccan Left, Positive Left; *DLPL* = Dutch Left, Positive Left. *DRPR* = Dutch Right, Positive Right; *MRPR* = Moroccan Right, Positive Right; *DRNR* = Dutch Right, Negative Right; *MRNR* = Moroccan Right, Negative Right




Figure S2. (A) The subset of Dutch and Moroccan faces selected from the Radboud Faces Database (Langer et al., 2010). (B) The subset of positive and negative image attributes selected from the International Affective Picture System (Lang, Bradley, & Cuthbert (2008), and used in the adult P-IAT. (C) The subset of positive and negative image attributes used in the child P-IAT. Images on the right represent the villains of the cartoons depicted on the left.

A



Figure S3. Overview of concept-attribute combinations for the adult (A) and child (B) P-IAT. In total, each version contains 24 unique combinations of concepts and attributes. Here we show only 12, but Dutch and Moroccan faces appeared either on the left or the right of a positive or negative attribute.

Appendix to results

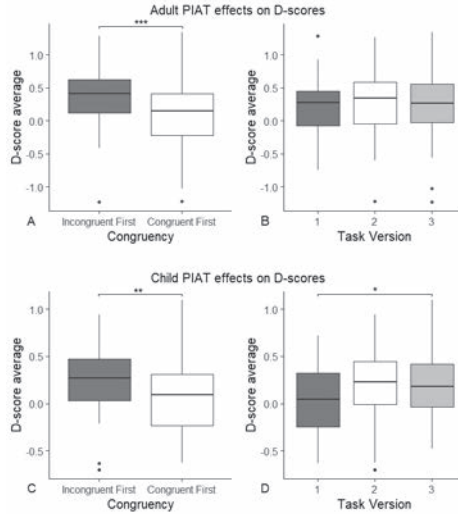


Figure S4. Box plots of effects of Congruency (A, C) and Task Version (B, D) on the Adult PIAT (A-B) and Child PIAT (C-D) D-score averages. *Task Version* represents the three different stimulus sets used in this study. D-scores are significantly higher for participants who receive incongruent trials first (A, C). Furthermore, task version 1 in the child PIAT shows a lower D-score average than version 2 and 3 (D). Outliers are visualized with a circle. * $p \leq .05$, ** $p < .01$. *** $p < .001$

Experiment 2: Online PIAT and WIAT

Appendix to procedure and results

Table S3. The randomization of starting positions for each block of the two IATs.

Block	Type	Trials	Tested	Version 1	Version 2	Version 3	Version 4
1	Training	20	Concepts only	M - D	M - D	D - M	D - M
2	Training	20	Attributes only	N - P	P - N	P - N	N - P
3	Experimental	20	Combined	MN - PD	MP - ND	DP - NM	DN - PM
4	Experimental	20	Combined	NM - DP	PM - DN	PD - MN	ND - MP
5	Training	20	Attributes only	P - N	N - P	N - P	P - N
6	Experimental	20	Combined	MP - ND	MN - PD	DN - PM	DP - NM
7	Experimental	20	Combined	PM - DN	NM - DP	ND - MP	PD - MN

Each participant only completed one randomly assigned version for each IAT. M = Moroccan ethnicity concept, C = Dutch ethnicity concept, P = positive attribute and N = negative attribute.

A

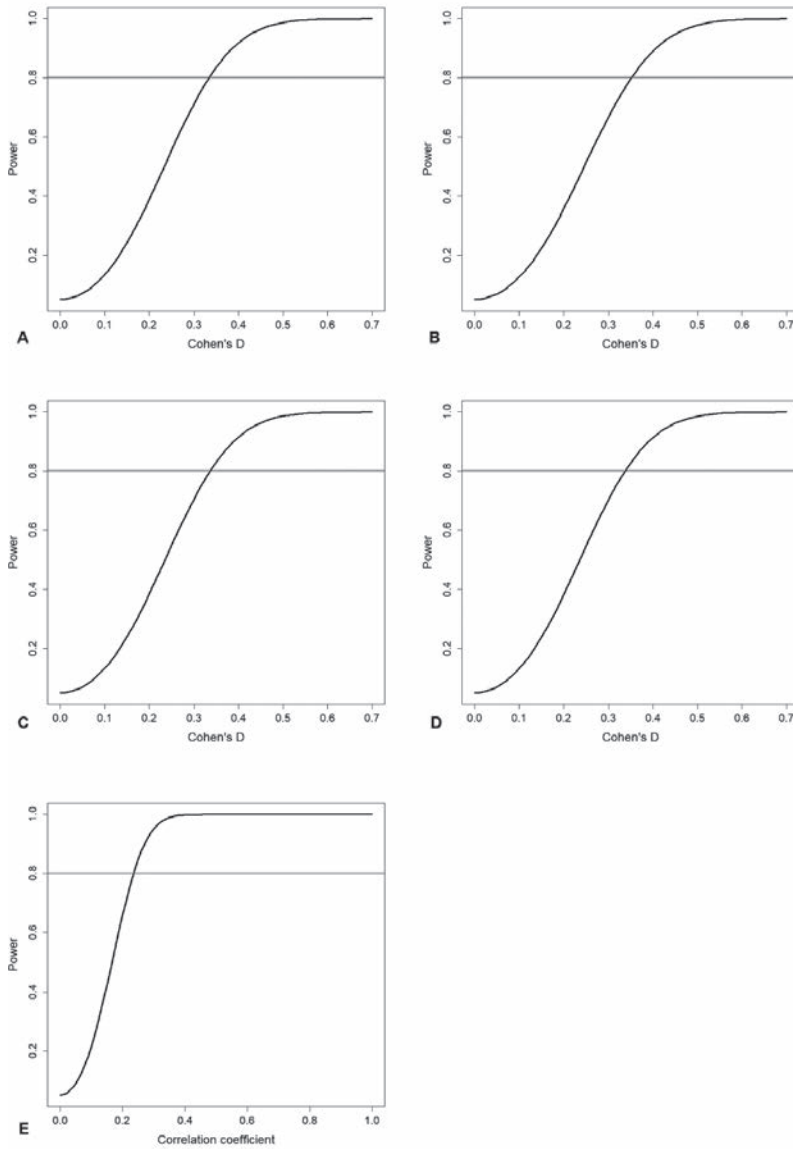


Figure S5. Curve results of the sensitivity power analyses ($\alpha = .05$) for Experiment 1: A) Child PIAT, sample size = 142, B) Adult PIAT, sample size = 128, and Experiment 2: C) online PIAT, sample size = 140, D) online WIAT, sample size = 139, and E) correlation between the online PIAT and WIAT, sample size = 139. Given these sample sizes, we were able to detect true population effect sizes of (A): .34 (B): .35 (C): .34 (D): .34, and (E): .25 with $\geq 80\%$ power (depicted with the horizontal red line).

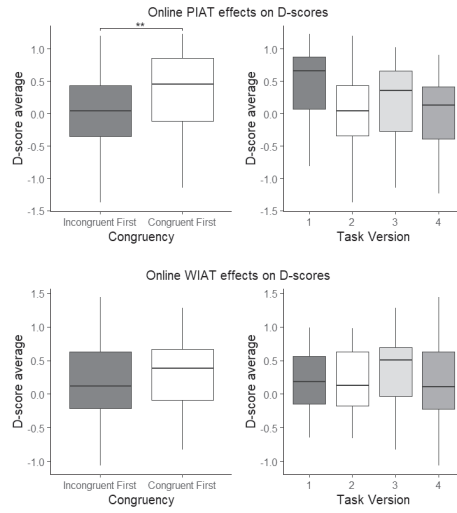


Figure S6. Box plots of the effects of Congruency and Task Version on D-scores in the online PIAT (top) and online WIAT (bottom). There was a significant effect of Congruency on D-score averages in the PIAT, with individuals receiving congruent trials first having higher D-scores averages. Task Version did not have a significant effect on scores in either the PIAT or WIAT. Finally, there was no Congruency effect in the WIAT.

References

References

- Adolphs, R. (2002). Recognizing emotion from facial expressions: psychological and neurological mechanisms. *Behavioral and Cognitive Neuroscience Reviews*, 1(1), 21–62. <https://doi.org/10.1177/1534582302001001003>
- Adolphs, R. (2008). Fear, faces, and the human amygdala. *Current Opinion in Neurobiology*, 18(2), 166–172. <https://doi.org/10.1016/j.conb.2008.06.006>
- Adolphs, R., Mlodinow, L., & Barrett, L. F. (2019). What is an emotion? *Current Biology*, 29(20), R1060–R1064. <https://doi.org/10.1016/j.cub.2019.09.008>
- Adolphs, R., Tranel, D., Damasio, H., & Damasio, A. (1994). Impaired recognition of emotion in facial expressions following bilateral damage to the human amygdala. *Nature*, 372(6507), 669–672. <https://doi.org/10.1038/372669a0>
- Adriaense, J. E. C., Koski, S. E., Huber, L., & Lamm, C. (2020). Challenges in the comparative study of empathy and related phenomena in animals. *Neuroscience & Biobehavioral Reviews*, 112, 62–82. <https://doi.org/10.1016/j.neubiorev.2020.01.021>
- Adriaense, J. E. C., Martin, J. S., Schiestl, M., Lamm, C., & Bugnyar, T. (2019). Negative emotional contagion and cognitive bias in common ravens (*Corvus corax*). *Proceedings of the National Academy of Sciences*, 166(23), 11547–11552. <https://doi.org/10.1073/pnas.1817066116>
- Allritz, M., Call, J., & Borkenau, P. (2016). How chimpanzees (*Pan troglodytes*) perform in a modified emotional Stroop task. *Animal Cognition*, 19(3), 435–449. <https://doi.org/10.1007/s10071-015-0944-3>
- Altmann, J. (1974). Observational Study of Behavior: Sampling Methods. *Behaviour*, 49(3–4), 227–266. <https://doi.org/10.1163/156853974X00534>
- Altschul, D. M., Wallace, E. K., Sonnweber, R., Tomonaga, M., & Weiss, A. (2017). Chimpanzee intellect: Personality, performance and motivation with touchscreen tasks. *Royal Society Open Science*, 4(5). <https://doi.org/10.1098/rsos.170169>
- Amici, F., Aureli, F., & Call, J. (2014). Response facilitation in the four great apes: Is there a role for empathy? *Primates*, 55(1), 113–118. <https://doi.org/10.1007/s10329-013-0375-1>
- Anderson, D. J., & Adolphs, R. (2014). A framework for studying emotions across species. *Cell*, 157(1), 187–200. <https://doi.org/10.1016/j.cell.2014.03.003>
- Anderson, J. R., & Meno, P. (2003). Psychological Influences on Yawning in Children. *Current Psychology Letters*, 2(11). <https://doi.org/10.4000/cpl.390>
- Anderson, J. R., Myowa-Yamakoshi, M., & Matsuzawa, T. (2004). Contagious yawning in chimpanzees. *Biology Letters*, 271(6), 468–470. <https://doi.org/10.1098/rsbl.2004.0224>
- Andrews, P. (2020). Last Common Ancestor of Apes and Humans: Morphology and Environment. *Folia Primatologica*, 91(2), 122–148. <https://doi.org/10.1159/000501557>
- Andriessen, I., Hoegen Dijkhof, J., Van der Torre, A., Van den Berg, E., Pulles, I., Iedema, J., & De Voogd-Hamelink, M. (2020). *Ervaren discriminatie in Nederland*. <https://www.scp.nl/publicaties/publicaties/2020/04/02/ervaren-discriminatie-in-nederland-ii>
- Armstrong, T., & Olatunji, B. O. (2012). Eye tracking of attention in the affective disorders: A meta-analytic review and synthesis. *Clinical Psychology Review*, 32(8), 704–723. <https://doi.org/10.1016/j.cpr.2012.09.004>
- Arsalidou, M., Morris, D., & Taylor, M. J. (2011). Converging evidence for the advantage of dynamic facial expressions. *Brain Topography*, 24(2), 149–163. <https://doi.org/10.1007/s10548-011-0171-4>
- Aureli, F., Cords, M., & Van Schaik, C. P. (2002). Conflict resolution following aggression in gregarious animals: A predictive framework. *Animal Behaviour*, 64(3), 325–343. <https://doi.org/10.1006/anbe.2002.3071>
- Aureli, F., Cozzolino, R., Cordischi, C., & Scucchi, S. (1992). Kin-oriented redirection among Japanese macaques: an expression of a revenge system? *Animal Behaviour*, 44(2), 283–291. [https://doi.org/10.1016/0003-3472\(92\)90034-7](https://doi.org/10.1016/0003-3472(92)90034-7)
- Aureli, F., & De Waal, F. B. M. (1997). Inhibition of social behavior in chimpanzees under high-density conditions. *American Journal of Primatology*, 41(3), 213–228.
- Aureli, F., Van Schaik, C. P., & Van Hooff, J. A. R. A. M. (1989). Functional aspects of reconciliation among captive long-tailed macaques (*Macaca fascicularis*). *American Journal of Primatology*, 19(1), 39–51. <https://doi.org/10.1002/ajp.1350190105>

- Aureli, F., & Yates, K. (2010). Distress prevention by grooming others in crested black macaques. *Biology Letters*, 6(1), 27–29. <https://doi.org/10.1098/rsbl.2009.0513>
- Backs, R. W., Da Silva, S. P., & Han, K. (2005). A comparison of younger and older adults' self-assessment Manikin ratings of affective pictures. *Experimental Aging Research*, 31(4), 421–440. <https://doi.org/10.1080/03610730500206808>
- Baenninger, R. (1987). Some comparative aspects of yawning in *Betta splendens*, *Homo sapiens*, *Panthera leo*, and *Papio sphinx*. *Journal of Comparative Psychology*, 101(4), 349–354. <https://doi.org/10.1037/0735-7036.101.4.349>
- Baenninger, R. (1997). On yawning and its functions. *Psychonomic Bulletin and Review*, 4(2), 198–207. <https://doi.org/10.3758/BF03209394>
- Bar-Haim, Y., Lamy, D., Pergamin, L., Bakermans-Kranenburg, M. J., & Van Ijzendoorn, M. H. (2007). Threat-related attentional bias in anxious and nonanxious individuals: A meta-analytic study. *Psychological Bulletin*, 133(1). <https://doi.org/10.1037/0033-2909.133.1.1>
- Barbizet, J. (1958). Yawning. *Journal of Neurology, Neurosurgery, and Psychiatry*, 21(3), 203–209.
- Baron, A. S., & Banaji, M. R. (2006). The development of implicit attitudes: Evidence of race evaluations from ages 6 and 10 and adulthood. *Psychological Science*, 17(1), 53–58. <https://doi.org/10.1111/j.1467-9280.2005.01664.x>
- Bartholomew, A. J., & Cirulli, E. T. (2014). Individual variation in contagious yawning susceptibility is highly stable and largely unexplained by empathy or other known factors. *PLoS ONE*, 9(3), e91773. <https://doi.org/10.1371/journal.pone.0091773>
- Bates, D., Mächler, M., Bolker, B. M., & Walker, S. (2015). Fitting Linear Mixed-Effects Models Using lme4. *Journal of Statistical Software*, 67(1), 1–48. <https://doi.org/10.18637/jss.v067.i01>
- Becker, D. V., Anderson, U. S., Mortensen, C. R., Neufeld, S. L., & Neel, R. (2011). The face in the crowd effect unconfounded: Happy faces, not angry faces, are more efficiently detected in single- and multiple-target visual search tasks. *Journal of Experimental Psychology: General*, 140(4), 637–659. <https://doi.org/10.1037/a0024060>
- Belopolsky, A. V., Devue, C., & Theeuwes, J. (2011). Angry faces hold the eyes. *Visual Cognition*, 19(1), 27–36. <https://doi.org/10.1080/13506285.2010.536186>
- Berridge, K. C. (2018). Evolving concepts of emotion and motivation. *Frontiers in Psychology*, 9, 1664–1078. <https://doi.org/10.3389/fpsyg.2018.01647>
- Bethell, E. J., Holmes, A., MacLarnon, A., & Semple, S. (2012). Evidence that emotion mediates social attention in rhesus macaques. *PLoS ONE*, 7(8), e44387. <https://doi.org/10.1371/journal.pone.0044387>
- Bijlstra, G., Holland, R. W., Dotsch, R., Hugenberg, K., & Wigboldus, D. H. J. (2014). Stereotype associations and emotion recognition. *Personality & Social Psychology Bulletin*, 40(5), 567–577. <https://doi.org/10.1177/0146167213520458>
- Blanco, I., Serrano-Pedraza, I., & Vázquez, C. (2017). Don't look at my teeth when i smile: Teeth visibility in smiling faces affects emotionality ratings and gaze patterns. *Emotion*, 17(4), 640–647. <https://doi.org/10.1037/emo0000260>
- Boone, R. T., & Buck, R. (2003). Emotional expressivity and trustworthiness: The role of nonverbal behavior in the evolution of cooperation. *Journal of Nonverbal Behavior*, 27(3), 163–182. <https://doi.org/10.1023/A:1025341931128>
- Bowles, S. (2009). Did warfare among ancestral hunter-gatherers affect the evolution of human social behaviors? *Science*, 324(5932), 1293–1298. <https://doi.org/10.1126/science.1168112>
- Bradley, M. M., Codispoti, M., Sabatinelli, D., & Lang, P. J. (2001). Emotion and motivation II: Sex differences in picture processing. *Emotion*, 1(3), 300–319. <https://doi.org/10.1037/1528-3542.1.3.300>
- Bradshaw, H. R. (1993). Displacement activities as potential covert signals in primates. *Folia Primatologica*, 61(3), 174–176. <https://doi.org/10.1159/000156746>
- Brand, R., Heck, P., & Ziegler, M. (2014). Illegal performance enhancing drugs and doping in sport: A picture-based brief implicit association test for measuring athletes' attitudes. *Substance Abuse: Treatment, Prevention, and Policy*, 9(1), 1–11. <https://doi.org/10.1186/1747-597X-9-7>
- Bräuer, J., Hanus, D., Pika, S., Gray, R., & Uomini, N. (2020). Old and new approaches to animal cognition: There is not “one cognition.” *Journal of Intelligence*, 8(28), 1–25. <https://doi.org/10.3390/jintelligence8030028>

- Bresciani, C., Cordoni, G., & Palagi, E. (2021). Playing together, laughing together: rapid facial mimicry and social sensitivity in lowland gorillas. *Current Zoology*. <https://doi.org/10.1093/CZ/ZOAB092>
- Brewer, M. B. (1979). In-group bias in the minimal intergroup situation: A cognitive-motivational analysis. *Psychological Bulletin*, *86*(2), 307. <https://doi.org/10.1037/0033-2909.86.2.307>
- Brooks, M. E., Kristensen, K., Van Benthem, K. J., Magnusson, A., Berg, C. W., Nielsen, A., Skaug, H. J., Maechler, M., & Bolker, B. M. (2017). glmmTMB Balances speed and flexibility among packages for zero-inflated generalized linear mixed modeling. *The R Journal*, *9*(2), 378–400. <https://doi.org/10.3929/ethz-b-000240890>
- Brosch, T., Sander, D., Pourtois, G., & Scherer, K. R. (2008). Beyond fear. Rapid spatial orienting toward positive emotional stimuli. *Psychological Science*, *19*(4), 362–370. <https://doi.org/10.1111/j.1467-9280.2008.02094.x>
- Brosch, T., Scherer, K., Grandjean, D., & Sander, D. (2013). The impact of emotion on perception, attention, memory, and decision-making. *Swiss Medical Weekly*, *143*. <https://doi.org/10.4414/smw.2013.13786>
- Brysbaert, M., & Stevens, M. (2018). Power analysis and effect size in mixed effects models: A tutorial. *Journal of Cognition*, *1*(1). <https://doi.org/10.5334/joc.10>
- Bürkner, P. C. (2017). brms: An R package for Bayesian multilevel models using Stan. *Journal of Statistical Software*, *80*(1), 1–28. <https://doi.org/10.18637/jss.v080.i01>
- Bürkner, P. C. (2018). Advanced Bayesian multilevel modeling with the R package brms. *R Journal*, *10*(1), 395–411. <https://doi.org/10.32614/rj-2018-017>
- Burn, C. C. (2017). Bestial boredom: a biological perspective on animal boredom and suggestions for its scientific investigation. *Animal Behaviour*, *130*, 141–151. <https://doi.org/10.1016/j.anbehav.2017.06.006>
- Burrows, A. M., Waller, B. M., Parr, L. A., & Bonar, C. J. (2006). Muscles of facial expression in the chimpanzee (*Pan troglodytes*): Descriptive, comparative and phylogenetic contexts. *Journal of Anatomy*, *208*(2), 153–167. <https://doi.org/10.1111/j.1469-7580.2006.00523.x>
- Buttelmann, D., Call, J., & Tomasello, M. (2009). Do great apes use emotional expressions to infer desires? *Developmental Science*, *12*(5), 688–698. <https://doi.org/10.1111/j.1467-7687.2008.00802.x>
- Buttner, A. P., & Strasser, R. (2014). Contagious yawning, social cognition, and arousal: An investigation of the processes underlying shelter dogs' responses to human yawns. *Animal Cognition*, *17*(1), 95–104. <https://doi.org/10.1007/s10071-013-0641-z>
- Cameron, A. C., & Trivedi, P. K. (2013). *Regression analysis of count data (Vol. 53)* (A. C. Cameron & P. K. Trivedi (eds.)). Cambridge University Press.
- Cameron, M. E., & Zeman, J. L. (2019). Development of an implicit association test for adolescent emotional expression. *Merrill-Palmer Quarterly*, *65*(3), 356–376. <https://doi.org/10.13110/merrpalmquar1982.65.3.0356>
- Campbell, M. W., Carter, J. D., Proctor, D., Eisenberg, M. L., & De Waal, F. B. M. (2009). Computer animations stimulate contagious yawning in chimpanzees. *Proceedings of the Royal Society B: Biological Sciences*, *276*(1676), 4255–4259. <https://doi.org/10.1098/rspb.2009.1087>
- Campbell, M. W., & Cox, C. R. (2019). Observational data reveal evidence and parameters of contagious yawning in the behavioral repertoire of captive-reared chimpanzees (*Pan troglodytes*). *Scientific Reports*, *9*(1), 1–13.
- Campbell, M. W., & De Waal, F. B. M. (2011). Ingroup-outgroup bias in contagious yawning by chimpanzees supports link to empathy. *PLoS ONE*, *6*(4), 19–22. <https://doi.org/10.1371/journal.pone.0018283>
- Campbell, M. W., & De Waal, F. B. M. (2014). Chimpanzees empathize with group mates and humans, but not with baboons or unfamiliar chimpanzees. *Proceedings of the Royal Society B: Biological Sciences*, *281*(1782). <https://doi.org/10.1098/rspb.2014.0013>
- Carpenter, T. P., Pogacar, R., Pullig, C., Kouril, M., Aguilar, S., LaBouff, J., Isenberg, N., & Chakroff, A. (2019). Survey-software implicit association tests: A methodological and empirical analysis. *Behavior Research Methods*, *51*(5), 2194–2208. <https://doi.org/10.3758/s13428-019-01293-3>
- Case, T. I., Stevenson, R. J., Byrne, R. W., & Hobaite, C. L. (2020). The animal origins of disgust: Reports of basic disgust in Nonhuman great apes. *Evolutionary Behavioral Sciences*, *14*(3), 231–260. <https://doi.org/10.1037/ebs0000175>
- Casetta, G., Nolfo, A. P., & Palagi, E. (2021). Yawn contagion promotes motor synchrony in wild lions, *Panthera leo*. *Animal Behaviour*, *174*, 149–159. <https://doi.org/10.1016/j.anbehav.2021.02.010>
- Castles, D. L., & Whiten, A. (1998). Post-conflict behaviour of wild olive baboons. II. Stress and self-directed behaviour. *Ethology*, *104*(2), 148–160. <https://doi.org/10.1111/j.1439-0310.1998.tb00058.x>
- Chapman, H. A., Kim, D. A., Susskind, J. M., & Anderson, A. K. (2009). In bad taste: Evidence for the oral origins of moral disgust. *Science*, *323*(5918), 1222–1226. <https://doi.org/10.1126/SCIENCE.1165565>

- Chartrand, T. L., & Bargh, J. A. (1999). The chameleon effect: The perception-behavior link and social interaction. *Journal of Personality and Social Psychology*, 76(6), 893. <https://doi.org/10.1037/0022-3514.76.6.893>
- Clancy, B., Finlay, B. L., Darlington, R. B., & Anand, K. J. S. (2007). Extrapolating brain development from experimental species to humans. *NeuroToxicology*, 28(5), 931–937. <https://doi.org/10.1016/j.neuro.2007.01.014>
- Clay, Z., & De Waal, F. B. M. (2013). Bonobos respond to distress in others: Consolation across the age spectrum. *PLoS ONE*, 8(1), 55206. <https://doi.org/10.1371/journal.pone.0055206>
- Clay, Z., Palagi, E., & De Waal, F. B. M. (2018). Ethological approaches to empathy in primates. In *Neuronal Correlates of Empathy: From Rodent to Human* (pp. 53–66). Elsevier. <https://doi.org/10.1016/B978-0-12-805397-3.00005-X>
- Cook, R., Brewer, R., Shah, P., & Bird, G. (2013). Alexithymia, not autism, predicts poor recognition of emotional facial expressions. *Psychological Science*, 24(5), 723–732. <https://doi.org/10.1177/0956797612463582>
- Cooper, N. R., Puzzo, I., Pawley, A. D., Bowes-Mulligan, R. A., Kirkpatrick, E. V., Antoniou, P. A., & Kennett, S. (2012). Bridging a yawning chasm: EEG investigations into the debate concerning the role of the human mirror neuron system in contagious yawning. *Cognitive, Affective and Behavioral Neuroscience*, 12(2), 393–405. <https://doi.org/10.3758/s13415-011-0081-7>
- Cordoni, G., Norscia, I., Bobbio, M., & Palagi, E. (2018). Differences in play can illuminate differences in affiliation: A comparative study on chimpanzees and gorillas. *PLoS ONE*, 13(3), 1–23. <https://doi.org/10.1371/journal.pone.0193096>
- Cosmides, L., & Tooby, J. (1992). Cognitive adaptations for social exchange. In J. H. Barkow, L. Cosmides, & J. Tooby (Eds.), *The adapted mind: Evolutionary psychology and the generation of culture* (pp. 163–228). Oxford University Press.
- Cosmides, L., & Tooby, J. (2000). Evolutionary Psychology and the Emotions. *Handbook of Emotions*, 2(2), 91–115.
- Crivelli, C., & Fridlund, A. J. (2018). Facial Displays Are Tools for Social Influence. *Trends in Cognitive Sciences*, 22(5), 388–399. <https://doi.org/10.1016/j.tics.2018.02.006>
- Cunningham, W. A., Preacher, K. J., & Banaji, M. R. (2001). Implicit Attitude Measures: Consistency, Stability, and Convergent Validity. *Psychological Science*, 12(2), 163–170. <https://doi.org/10.1111/1467-9280.00328>
- Cunningham, W. A., Van Bavel, J. J., & Johnsen, I. R. (2008). Affective flexibility: Evaluative processing goals shape amygdala activity: Research article. *Psychological Science*, 19(2), 152–160. <https://doi.org/10.1111/j.1467-9280.2008.02061.x>
- Curtis, V., Barra, M. de, & Anger, R. (2011). Disgust as an adaptive system for disease avoidance behaviour. *Philosophical Transactions of the Royal Society B: Biological Sciences*, 366(1563), 389–401. <https://doi.org/10.1098/rstb.2010.0117>
- Cvencek, D., Greenwald, A. G., & Meltzoff, A. N. (2011). Measuring implicit attitudes of 4-year-olds: The Preschool Implicit Association Test. *Journal of Experimental Child Psychology*. <https://doi.org/10.1016/j.jecp.2010.11.002>
- Damerius, L. A., Burkart, J. M., van Noordwijk, M. A., Haun, D. B. M., Kosonen, Z. K., Galdikas, B. M. F., Saraswati, Y., Kurniawan, D., & van Schaik, C. P. (2019). General cognitive abilities in orangutans (*Pongo abelii* and *Pongo pygmaeus*). *Intelligence*, 74, 3–11. <https://doi.org/10.1016/j.intell.2018.10.008>
- Darwin, C. (1872). *The expression of the emotions in man and animals*. John Murray. <https://doi.org/10.1037/10001-000>
- Davila-Ross, M., Menzler, S., & Zimmermann, E. (2008). Rapid facial mimicry in orangutan play. *Biology Letters*, 4(1), 27–30. <https://doi.org/10.1098/rsbl.2007.0535>
- De Gelder, B., Böcker, K. B. E., Tuomainen, J., Hensen, M., & Vroomen, J. (1999). The combined perception of emotion from voice and face: Early interaction revealed by human electric brain responses. *Neuroscience Letters*, 260(2), 133–136. [https://doi.org/10.1016/S0304-3940\(98\)00963-X](https://doi.org/10.1016/S0304-3940(98)00963-X)
- De Gelder, B., Meerén, H. K. M., Righart, R., Van den Stock, J., Van de Riet, W. A. C., & Tamietto, M. (2006). Beyond the face: exploring rapid influences of context on face processing. *Progress in Brain Research*, 155, 37–48. [https://doi.org/10.1016/S0079-6123\(06\)55003-4](https://doi.org/10.1016/S0079-6123(06)55003-4)
- De Gelder, B., Van den Stock, J., Meerén, H. K. M., Sinke, C. B. A., Kret, M. E., & Tamietto, M. (2010). Standing up for the body. Recent progress in uncovering the networks involved in the perception of bodies and bodily expressions. *Neuroscience and Biobehavioral Reviews*, 34(4), 513–527. <https://doi.org/10.1016/j.neubiorev.2009.10.008>

- De Gelder, B., & Vroomen, J. (2000). The perception of emotions by ear and by eye. *Cognition and Emotion*, 14(3), 289–311. <https://doi.org/10.1080/026999300378824>
- De Vries, J. I. P., Visser, G. H. A., & Precht, H. F. R. (1982). The emergence of fetal behaviour. I. Qualitative aspects. *Early Human Development*, 7(4). [https://doi.org/10.1016/0378-3782\(82\)90033-0](https://doi.org/10.1016/0378-3782(82)90033-0)
- De Waal, F. B. M. (1988). The communicative repertoire of captive bonobos (*Pan paniscus*), compared to that of chimpanzees. *Behaviour*, 106(3–4), 183–251. <https://doi.org/10.1163/156853988X00269>
- De Waal, F. B. M. (2011). What is an animal emotion? *Annals of the New York Academy of Sciences*, 1224(1), 191–206. <https://doi.org/10.1111/j.1749-6632.2010.05912.x>
- De Waal, F. B. M., & Pokorny, J. J. (2011). Faces and behinds: Chimpanzee sex perception. *Advanced Science Letters*, 1(1), 99–103. <https://doi.org/10.1166/asl.2008.006>
- De Waal, F. B. M., & Preston, S. D. (2017). Mammalian empathy: Behavioural manifestations and neural basis. *Nature Reviews Neuroscience*, 18(8), 498–509. <https://doi.org/10.1038/nrn.2017.72>
- De Waal, F. B. M., & Van Roosmalen, A. (1979). Reconciliation and consolation among chimpanzees. *Behavioral Ecology and Sociobiology*, 5(1), 55–66. <https://doi.org/10.1007/BF00302695>
- Decety, J., Norman, G. J., Berntson, G. G., & Cacioppo, J. T. (2012). A neurobehavioral evolutionary perspective on the mechanisms underlying empathy. *Progress in Neurobiology*, 98(1), 38–48. <https://doi.org/10.1016/j.pneurobio.2012.05.001>
- Delgado, R. A., & Van Schaik, C. P. (2000). The behavioral ecology and conservation of the orangutan (*Pongo pygmaeus*): A tale of two islands. *Evolutionary Anthropology*, 9(5), 201–218. <https://doi.org/10.1002/1520-6505>
- Demuru, E., & Palagi, E. (2012). In bonobos yawn contagion is higher among kin and friends. *PLoS ONE*, 7(11), e49613. <https://doi.org/10.1371/journal.pone.0049613>
- Deng, X., An, S., & Cheng, C. (2019). Cultural differences in the implicit and explicit attitudes toward emotion regulation. *Personality and Individual Differences*, 149, 220–222. <https://doi.org/10.1016/j.paid.2019.05.057>
- Depaoli, S., & van de Schoot, R. (2017). Improving transparency and replication in Bayesian statistics: The WAMBS-Checklist. *Psychological Methods*, 22(2), 240–261. <https://doi.org/10.1037/met0000065>
- Deputte, B. L. (1994). *Ethological study of yawning in primates quantitative analysis and study of causation in two species of Old World Monkeys (Cercopithecus albigena and Macaca fascicularis)* [University of Rennes]. <http://baillement.com/deputte-monkey.html>
- Dezecache, G., Zuberbühler, K., Davila-Ross, M., & Dahl, C. D. (2017). Skin temperature changes in wild chimpanzees upon hearing vocalizations of conspecifics. *Royal Society Open Science*, 4(1). <https://doi.org/10.1098/rsos.160816>
- Diogo, R. (2018). First detailed anatomical study of bonobos reveals intra-specific variations and exposes just-so stories of human evolution, bipedalism, and tool use. *Frontiers in Ecology and Evolution*, 6, 53. <https://doi.org/10.3389/fevo.2018.00053>
- Duboscq, J., Agil, M., Engelhardt, A., & Thierry, B. (2014). The function of postconflict interactions: new prospects from the study of a tolerant species of primate. *Animal Behaviour*, 87, 107–120. <https://doi.org/10.1016/j.anbehav.2013.10.018>
- Duda, P., & Zrzavý, J. (2013). Evolution of life history and behavior in Hominidae: Towards phylogenetic reconstruction of the chimpanzee-human last common ancestor. *Journal of Human Evolution*, 65(4), 424–446. <https://doi.org/10.1016/j.jhevol.2013.07.009>
- Dudeny, J., Sharpe, L., & Hunt, C. (2015). Attentional bias towards threatening stimuli in children with anxiety: A meta-analysis. *Clinical Psychology Review*, 40, 66–75. <https://doi.org/10.1016/j.cpr.2015.05.007>
- Duka, T., & Townshend, J. M. (2004). The priming effect of alcohol pre-load on attentional bias to alcohol-related stimuli. *Psychopharmacology*, 176(3), 353–361. <https://doi.org/10.1007/S00213-004-1906-7>
- Dukes, D., Abrams, K., Adolphs, R., Ahmed, M. E., Beatty, A., Berridge, K. C., Broomhall, S., Brosch, T., Campos, J. J., Clay, Z., Clément, F., Cunningham, W. A., Damasio, A., Damasio, H., D'Arms, J., Davidson, J. W., De Gelder, B., Deonna, J., De Sousa, R., Sander, D. (2021). The rise of affectivism. *Nature Human Behaviour*, 5(7), 816–820. <https://doi.org/10.1038/s41562-021-01130-8>
- Dunbar, R. I. M. (1991). Functional significance of social grooming in primates. *Folia Primatologica*, 57(3). <https://doi.org/10.1159/000156574>
- Dunbar, R. I. M., & Dunbar, P. (1975). Social dynamics of gelada baboons. *Contributions to Primatology*, 6, 1–157. [https://doi.org/10.1016/0003-3472\(77\)90133-6](https://doi.org/10.1016/0003-3472(77)90133-6)

- Dunham, Y., Baron, A. S., & Banaji, M. R. (2006). From American city to Japanese village: A cross-cultural investigation of implicit race attitudes. *Child Development, 77*(5), 1268–1281. <https://doi.org/10.1111/j.1467-8624.2006.00933.x>
- Dunham, Y., Baron, A. S., & Banaji, M. R. (2008). The development of implicit intergroup cognition. *Trends in Cognitive Sciences, 12*(7), 248–253. <https://doi.org/10.1016/j.tics.2008.04.006>
- Edgar, J. L., & Nicol, C. J. (2018). Socially-mediated arousal and contagion within domestic chick broods. *Scientific Reports, 8*(1), 1–10. <https://doi.org/10.1038/s41598-018-28923-8>
- Edwards, S. D., & Snowden, C. T. (1980). Social behavior of captive, group-living Orangutans. *International Journal of Primatology, 1*(1), 39–62. <https://doi.org/10.1007/BF02692257>
- Egelkamp, C. L., & Ross, S. R. (2019). A review of zoo-based cognitive research using touchscreen interfaces. *Zoo Biology, 38*(2), 220–235. <https://doi.org/10.1002/zoo.21458>
- Eguibar, J. R., Uribe, C. A., Cortes, C., Bautista, A., & Gallup, A. C. (2017). Yawning reduces facial temperature in the high-yawning subline of Sprague-Dawley rats. *BMC Neuroscience, 18*(1), 1–8. <https://doi.org/10.1186/s12868-016-0330-3>
- Ekman, P. (1984). Expression and the nature of emotion. In K. Scherer & P. Ekman (Eds.), *Approaches to Emotion* (pp. 319–343). Lawrence Erlbaum.
- Ekman, P. (1999). Basic emotions. In T. Dalgleish & M. J. Power (Eds.), *Handbook of cognition and emotion* (pp. 45–60). John Wiley & Sons, Ltd.
- Elder, C. M., & Menzel, C. R. (2001). Dissociation of cortisol and behavioral indicators of stress in an orangutan (*Pongo pygmaeus*) during a computerized task. *Primates, 42*(4), 345–357. <https://doi.org/10.1007/BF02629625>
- Elo, H. (2011). Yawning cannot cause significant temperature decreases in humans. *Sleep Medicine, 12*(1), 102–103. <https://doi.org/10.1016/j.sleep.2010.06.005>
- Ember, C. R., & Ember, M. (1992). Warfare, aggression, and resource problems: Cross-cultural codes. *Cross-Cultural Research, 26*(1–4), 169–226. <https://doi.org/10.1177/106939719202600108>
- Fazio, R. H., & Olson, M. A. (2003). Implicit Measures in Social Cognition Research: Their Meaning and Use. *Annual Review of Psychology, 54*(1), 297–327. <https://doi.org/10.1146/annurev.psych.54.101601.145225>
- Fehr, E., Bernhard, H., & Rockenbach, B. (2008). Egalitarianism in young children. *Nature, 454*(7208), 1079–1083. <https://doi.org/10.1038/nature07155>
- Feneran, A. N., O'Donnell, R., Press, A., Yosipovitch, G., Cline, M., Dugan, G., Papoiu, A. D. P., Nattkemper, L. A., Chan, Y. H., & Shively, C. A. (2013). Monkey see, monkey do: Contagious itch in nonhuman primates. *Acta Dermato-Venereologica, 93*(1), 27–29. <https://doi.org/10.2340/00015555-1406>
- Ferretti, V., & Papaleo, F. (2019). Understanding others: Emotion recognition in humans and other animals. *Genes, Brain and Behavior, 18*(1), 1–12. <https://doi.org/10.1111/gbb.12544>
- Feroni, F., & Bel-Bahar, T. (2009). Picture -IAT versus Word -IAT: level of stimulus representation influences on the IAT. *European Journal of Social Psychology, n/a-n/a*. <https://doi.org/10.1002/ejsp.626>
- Forsell, L. M., & Åström, J. A. (2012). Meanings of Hugging: From Greeting Behavior to Touching Implications. *Comprehensive Psychology, 1*. <https://doi.org/10.2466/02.17.21.CP.1.13>
- Forstmeier, W., & Schielzeth, H. (2011). Cryptic multiple hypotheses testing in linear models: Overestimated effect sizes and the winner's curse. *Behavioral Ecology and Sociobiology, 65*(1), 47–55. <https://doi.org/10.1007/s00265-010-1038-5>
- Frijda, N. H. (2017). The laws of emotion. In *The Laws of Emotion*. Taylor & Francis Group. <https://doi.org/10.4324/9781315086071>
- Frijda, N. H., Kuipers, P., & ter Schure, E. (1989). Relations among emotion, appraisal, and emotional action readiness. *Journal of Personality and Social Psychology, 57*(2), 212–228. <https://doi.org/10.1037/0022-3514.57.2.212>
- Fröhlich, M., Lee, K., Setia, T. M., Schuppli, C., & Van Schaik, C. P. (2019a). The loud scratch: A newly identified gesture of Sumatran orangutan mothers in the wild. *Biology Letters, 15*(7). <https://doi.org/10.1098/rsbl.2019.0209>
- Fröhlich, M., Sievers, C., Townsend, S. W., Gruber, T., & van Schaik, C. P. (2019b). Multimodal communication and language origins: integrating gestures and vocalizations. *Biological Reviews, 94*(5), 1809–1829. <https://doi.org/10.1111/brv.12535>

- Fröhlich, M., Wittig, R. M., & Pika, S. (2016). Should I stay or should I go? Initiation of joint travel in mother–infant dyads of two chimpanzee communities in the wild. *Animal Cognition*, *19*(3), 483–500. <https://doi.org/10.1007/s10071-015-0948-z>
- Fruth, B., Hickey, J. R., André, C., Furuichi, T., Hart, J., Hart, T., Kuehl, H., Maisels, F., Nackoney, J., Reinartz, G., Sop, T., Thompson, J., & Williamson, E. A. (2016). *Pan paniscus* (errata version published in 2016). In *The IUCN Red List of Threatened Species* (Issues 24-03-2016). <https://doi.org/10.2305/IUCN.UK.2016-2.RLTS.T15932A17964305.en>
- Fruth, B., & Hohmann, G. (2018). Food Sharing across Borders: First Observation of Intercommunity Meat Sharing by Bonobos at LuiKotale, DRC. *Human Nature*, *29*(2), 91–103. <https://doi.org/10.1007/s12110-018-9311-9>
- Fugate, J. M. B., Gouzoules, H., & Barrett, L. F. (2010). Reading chimpanzee faces: Evidence for the role of verbal labels in categorical perception of emotion. *Emotion*, *10*(4), 544–554. <https://doi.org/10.1037/a0019017>
- Furuichi, T. (1989). Social interactions and the life history of female *Pan paniscus* in Wamba, Zaire. *International Journal of Primatology*, *10*(3), 173–197. <https://doi.org/10.1007/BF02735199>
- Furuichi, T. (2011). Female contributions to the peaceful nature of bonobo society. *Evolutionary Anthropology*, *20*, 131–142. <https://doi.org/10.1093/oso/9780198728511.003.0002>
- Furuichi, T., & Thompson, J. (2007). *The bonobos: Behavior, ecology, and conservation*. Springer Science & Business Media.
- Galdikas, B. M. F. (1985). Orangutan sociality at Tanjung Puting. *American Journal of Primatology*, *9*(2), 101–119. <https://doi.org/10.1002/ajp.1350090204>
- Gallo, A., Zanoli, A., Caselli, M., Palagi, E., & Norscia, I. (2021). First evidence of yawn contagion in a wild monkey species. *Scientific Reports*, *11*(1), 1–8. <https://doi.org/10.1038/s41598-021-96423-3>
- Gallup, A. C. (2011). Why do we yawn? Primitive versus derived features. *Neuroscience & Biobehavioral Reviews*, *35*(3), 765–769. <https://doi.org/10.1016/j.neubiorev.2010.09.009>
- Gallup, A. C. (2021). On the link between emotional contagion and contagious yawning. *Neuroscience and Biobehavioral Reviews*, *121*, 18–19. <https://doi.org/10.1016/j.neubiorev.2020.11.023>
- Gallup, A. C., & Eldakar, O. T. (2012). The thermoregulatory theory of yawning: What we know from over 5 years of research. *Frontiers in Neuroscience*, *6*, 188. <https://doi.org/10.3389/fnins.2012.00188>
- Gallup, A. C., & Gallup, G. G. (2007). Yawning as a Brain Cooling Mechanism: Nasal Breathing and Forehead Cooling Diminish the Incidence of Contagious Yawning. *Evolutionary Psychology*, *5*(1). <https://doi.org/10.1177/147470490700500109>
- Gallup, A. C., & Gallup, G. G. (2008). Yawning and thermoregulation. *Physiology and Behavior*, *95*(1–2), 10–16. <https://doi.org/10.1016/j.physbeh.2008.05.003>
- Gallup, A. C., & Massen, J. J. M. (2016). There is no difference in contagious yawning between men and women. *Royal Society Open Science*, *3*(9), 160174. <https://doi.org/10.1098/rsos.160174>
- Gallup, A. C., Swartwood, L., Militello, J., & Sackett, S. (2015). Experimental evidence of contagious yawning in budgerigars (*Melopsittacus undulatus*). *Animal Cognition*, *18*(5), 1051–1058. <https://doi.org/10.1007/s10071-015-0873-1>
- Gallup, G. G., & Gallup, A. C. (2010). Excessive yawning and thermoregulation: Two case histories of chronic, debilitating bouts of yawning. *Sleep and Breathing*, *14*(2), 157–159. <https://doi.org/10.1007/s11325-009-0287-x>
- Gao, J., & Tomonaga, M. (2020). Body perception in chimpanzees (*Pan troglodytes*): The effect of body structure changes. *Journal of Comparative Psychology*, *134*(2), 222–231. <https://doi.org/10.1037/com0000214>
- Gard, M. G., & Kring, A. M. (2007). Sex differences in the time course of emotion. *Emotion*, *7*(2), 429–437. <https://doi.org/10.1037/1528-3542.7.2.429>
- Genty, E., Neumann, C., & Zuberbühler, K. (2015). Complex patterns of signalling to convey different social goals of sex in bonobos, *Pan paniscus*. *Scientific Reports*, *5*(1), 16135. <https://doi.org/10.1038/srep16135>
- Gobbini, M. I., Leibenluft, E., Santiago, N., & Haxby, J. V. (2004). Social and emotional attachment in the neural representation of faces. *NeuroImage*, *22*(4), 1628–1635. <https://doi.org/10.1016/J.NEUROIMAGE.2004.03.049>
- Goldberg, T. L., & Wrangham, R. W. (1997). Genetic correlates of social behaviour in wild chimpanzees: Evidence from mitochondrial DNA. *Animal Behaviour*, *54*(3), 559–570. <https://doi.org/10.1006/anbe.1996.0450>
- Goldsborough, Z., Van Leeuwen, E. J. C., Kolff, K. W. T., De Waal, F. B. M., & Webb, C. E. (2020). Do chimpanzees (*Pan troglodytes*) console a bereaved mother? *Primates*, *61*(1), 93–102. <https://doi.org/10.1007/s10329-019-00752-x>

- Goodman, M., Porter, C. A., Czelusniak, J., Page, S. L., Schneider, H., Shoshani, J., Gunnell, G., & Groves, C. P. (1998). Toward a phylogenetic classification of primates based on DNA evidence complemented by fossil evidence. *Molecular Phylogenetics and Evolution*, 9(3), 585–598.
- Greenwald, A. G. (2001). Health of the Implicit Association Test at age 3. *Experimental Psychology*, 48(2), 95–93. <https://doi.org/10.1026//0949-3946.48.2.85>
- Greenwald, A. G., & Banaji, M. R. (1995). Implicit social cognition: Attitudes, self-esteem, and stereotypes. *Psychological Review*, 102(1), 4–27. <https://doi.org/10.1037/0033-295X.102.1.4>
- Greenwald, A. G., Banaji, M. R., Rudman, L. A., Farnham, S. D., Nosek, B. A., & Mellott, D. S. (2002). A unified theory of implicit attitudes, stereotypes, self-esteem, and self-concept. *Psychological Review*, 109(1). <https://doi.org/10.1037//0033-295x.109.1.3>
- Greenwald, A. G., McGhee, D. E., & Schwartz, J. L. K. (1998). Measuring individual differences in implicit cognition: The implicit association test. *Journal of Personality and Social Psychology*, 74(6), 1464–1480. <https://doi.org/10.1037/0022-3514.74.6.1464>
- Greenwald, A. G., Nosek, B. A., & Banaji, M. R. (2003). Understanding and Using the Implicit Association Test: I. An Improved Scoring Algorithm. *Journal of Personality and Social Psychology*, 85(2). <https://doi.org/10.1037/0022-3514.85.2.197>
- Greenwald, A. G., Poehlman, T. A., Uhlmann, E. L., & Banaji, M. R. (2009). Understanding and using the Implicit Association Test: III. Meta-analysis of predictive validity. *Journal of Personality and Social Psychology*, 97(1), 17–41. <https://doi.org/10.1037/a0015575>
- Gruber, T., & Clay, Z. (2016). A Comparison Between Bonobos and Chimpanzees: A Review and Update. *Evolutionary Anthropology*, 25(5), 239–252. <https://doi.org/10.1002/evan.21501>
- Guggisberg, A. G., Mathis, J., Schnider, A., & Hess, C. W. (2010). Why do we yawn? *Neuroscience & Biobehavioral Reviews*, 34(8), 1267–1276. <https://doi.org/10.1016/j.neubiorev.2010.03.008>
- Guggisberg, A. G., Mathis, J., Schnider, A., & Hess, C. W. (2011). Why do we yawn? The importance of evidence for specific yawn-induced effects. *Neuroscience and Biobehavioral Reviews*. <https://doi.org/10.1016/j.neubiorev.2010.12.004>
- Guo, K., Li, Z., Yan, Y., & Li, W. (2019). Viewing heterospecific facial expressions: an eye-tracking study of human and monkey viewers. *Experimental Brain Research*, 237(8), 2045–2059. <https://doi.org/10.1007/s00221-019-05574-3>
- Haker, H., Kawohl, W., Herwig, U., & Rössler, W. (2013). Mirror neuron activity during contagious yawning—an fMRI study. *Brain Imaging and Behavior*, 7(1), 28–34. <https://doi.org/10.1007/s11682-012-9189-9>
- Hammer, J. L., & Marsh, A. A. (2015). Why do fearful facial expressions elicit behavioral approach? Evidence from a combined approach-avoidance implicit association test. *Emotion*, 15(2), 223–231. <https://doi.org/10.1037/emo0000054>
- Hare, B., & Kwetuenda, S. (2010). Bonobos voluntarily share their own food with others. *Current Biology*, 20(5), 230–231. <https://doi.org/10.1016/j.cub.2009.12.038>
- Hare, B., Wobber, V., & Wrangham, R. W. (2012). The self-domestication hypothesis: Evolution of bonobo psychology is due to selection against aggression. *Animal Behaviour*, 83(3), 573–585. <https://doi.org/10.1016/j.anbehav.2011.12.007>
- Harr, A. L., Gilbert, V. R., & Phillips, K. A. (2009). Do dogs (*Canis familiaris*) show contagious yawning? *Animal Cognition*, 12(6), 833–837. <https://doi.org/10.1007/s10071-009-0233-0>
- Harrison, M. E., & Chivers, D. J. (2007). The orang-utan mating system and the unflanged male: A product of increased food stress during the late Miocene and Pliocene? *Journal of Human Evolution*, 52(3), 275–293. <https://doi.org/10.1016/j.jhevol.2006.09.005>
- Hatfield, E., Cacioppo, J. T., & Rapson, R. L. (1993). Emotional Contagion. *Current Directions in Psychological Science*, 2(3), 96–100. <https://doi.org/10.1111/1467-8721.ep10770953>
- Heiman, J. R. (1977). A Psychophysiological Exploration of Sexual Arousal Patterns in Females and Males. *Psychophysiology*, 14(3), 266–274. <https://doi.org/10.1111/j.1469-8986.1977.tb01173.x>
- Henrich, J., Heine, S. J., & Norenzayan, A. (2010). The weirdest people in the world? In *Behavioral and Brain Sciences* (Vol. 33, Issues 2–3, pp. 61–83). Cambridge University Press. <https://doi.org/10.1017/S0140525X0999152X>
- Henry, P. J., & Sears, D. O. (2002). The Symbolic Racism 2000 Scale. *Political Psychology*, 23(2), 253–283. <https://doi.org/10.1111/0162-895X.00281>

- Hess, U., Blaison, C., & Kafetsios, K. (2016). Judging Facial Emotion Expressions in Context: The Influence of Culture and Self-Construal Orientation. *Journal of Nonverbal Behavior, 40*(1), 55–64. <https://doi.org/10.1007/s10919-015-0223-7>
- Higham, T., Douka, K., Wood, R., Ramsey, C. B., Brock, F., Basell, L., Camps, M., Arrizabalaga, A., Baena, J., Barroso-Ruiz, C., Bergman, C., Boitard, C., Boscatto, P., Caparrós, M., Conard, N. J., Draily, C., Froment, A., Galván, B., Gambassini, P., ... Jacobi, R. (2014). The timing and spatiotemporal patterning of Neanderthal disappearance. *Nature, 512*(7514), 306–309. <https://doi.org/10.1038/nature13621>
- Hirata, S., Matsuda, G., Ueno, A., Fukushima, H., Fuwa, K., Sugama, K., Kusunoki, K., Tomonaga, M., Hiraki, K., & Hasegawa, T. (2013). Brain response to affective pictures in the chimpanzee. *Scientific Reports, 3*(1), 1–5. <https://doi.org/10.1038/srep01342>
- Hobaiter, C. L., & Byrne, R. W. (2014). The meanings of chimpanzee gestures. *Current Biology, 24*(14), 1596–1600. <https://doi.org/10.1016/j.cub.2014.05.066>
- Hofmann, W., Gawronski, B., Gschwendner, T., Le, H., & Schmitt, M. (2005). A Meta-Analysis on the Correlation Between the Implicit Association Test and Explicit Self-Report Measures. *Personality and Social Psychology Bulletin, 31*(10), 1369–1385. <https://doi.org/10.1177/0146167205275613>
- Hohmann, G., Gerloff, U., Tautz, D., & Fruth, B. (1999). Social bonds and genetic ties: Kinship, association and affiliation in a community of bonobos (*Pan paniscus*). *Behaviour, 136*(9), 1219–1235. <https://doi.org/10.1163/156853999501739>
- Hoogenhout, M. (2013). Young Children Display Contagious Yawning When Looking at the Eyes. *Journal of Child and Adolescent Behaviour, 1*(1), 1–4. <https://doi.org/10.4172/jcalb.1000101>
- Hopper, L. M. (2017). Cognitive research in zoos. *Current Opinion in Behavioral Sciences, 16*, 100–110. <https://doi.org/10.1016/j.cobeha.2017.04.006>
- Hopper, L. M., Allritz, M., Egelkamp, C. L., Huskisson, S. M., Jacobson, S. L., Leinwand, J. G., & Ross, S. R. (2021a). A Comparative Perspective on Three Primate Species' Responses to a Pictorial Emotional Stroop Task. *Animals, 11*(3), 588. <https://doi.org/10.3390/ani11030588>
- Hopper, L. M., Gulli, R. A., Howard, L. H., Kano, F., Krupenye, C., Ryan, A. M., & Paukner, A. (2021b). The application of noninvasive, restraint-free eye-tracking methods for use with nonhuman primates. *Behavior Research Methods, 53*(3), 1003–1030. <https://doi.org/10.3758/s13428-020-01465-6>
- Howarth, E. R. I., Kemp, C., Thatcher, H. R., Szott, I. D., Farningham, D., Witham, C. L., Holmes, A., Semple, S., & Bethell, E. J. (2021). Developing and validating attention bias tools for assessing trait and state affect in animals: A worked example with *Macaca mulatta*. *Applied Animal Behaviour Science, 234*, 105198. <https://doi.org/10.1016/J.APPLANIM.2020.105198>
- Hrdy, S. B., & Burkart, J. M. (2020). The emergence of emotionally modern humans: Implications for language and learning. *Philosophical Transactions of the Royal Society B: Biological Sciences, 375*(1803). <https://doi.org/10.1098/rstb.2019.0499>
- Issa, H. A., Staes, N., Diggs-Galligan, S., Stimpson, C. D., Gendron-Fitzpatrick, A., Tagliatalata, J. P., Hof, P. R., Hopkins, W. D., & Sherwood, C. C. (2019). Comparison of bonobo and chimpanzee brain microstructure reveals differences in socio-emotional circuits. *Brain Structure and Function, 224*(1), 239–251. <https://doi.org/10.1007/s00429-018-1751-9>
- James, W. (1884). What is an emotion? *Mind, 9*(34), 188–205.
- James, W. (1890). *The principles of psychology*. Henry Holt and Company.
- Janssen, E., Carpenter, D., & Graham, C. A. (2003). Selecting Films for Sex Research: Gender Differences in Erotic Film Preference. *Archives of Sexual Behavior, 32*(3), 243–251. <https://doi.org/10.1023/A:1023413617648>
- Jeffreys, H. (1961). *Theory of probability* (3rd Editio). Clarendon Press.
- Joly-Mascheroni, R. M., Senju, A., & Shepherd, A. J. (2008). Dogs catch human yawns. *Biology Letters, 4*(5), 446–448. <https://doi.org/10.1098/rsbl.2008.0333>
- Judge, P. G., Griffaton, N. S., & Fincke, A. M. (2006). Conflict management by hamadryas baboons (*Papio hamadryas hamadryas*) during crowding: A tension-reduction strategy. *American Journal of Primatology, 68*(10), 993–1006. <https://doi.org/10.1002/ajp.20290>
- Kaburu, S. S. K., Maclarnon, A., Majolo, B., Qarro, M., & Semple, S. (2012). Dominance rank and self-scratching among wild female Barbary macaques (*Macaca sylvanus*). *African Zoology, 47*(1), 74–79. <https://doi.org/10.3377/004.047.0111>

- Kano, F., Hirata, S., & Call, J. (2015). Social attention in the two species of pan: Bonobos make more eye contact than chimpanzees. *PLoS ONE*, *10*(6), 1–14. <https://doi.org/10.1371/journal.pone.0129684>
- Kano, F., Hirata, S., Deschner, T., Behringer, V., & Call, J. (2016). Nasal temperature drop in response to a playback of conspecific fights in chimpanzees: A thermo-imaging study. *Physiology and Behavior*, *155*, 83–94. <https://doi.org/10.1016/j.physbeh.2015.11.029>
- Kano, F., Shepherd, S. V., Hirata, S., & Call, J. (2018). Primate social attention: Species differences and effects of individual experience in humans, great apes, and macaques. *PLoS ONE*, *13*(2), e0193283. <https://doi.org/10.1371/journal.pone.0193283>
- Kano, F., Tanaka, M., & Tomonaga, M. (2008). Enhanced recognition of emotional stimuli in the chimpanzee (*Pan troglodytes*). *Animal Cognition*, *11*(3), 517–524. <https://doi.org/10.1007/s10071-008-0142-7>
- Kano, F., & Tomonaga, M. (2010a). Attention to emotional scenes including whole-body expressions in chimpanzees (*Pan troglodytes*). *Journal of Comparative Psychology*, *124*(3), 287–294. <https://doi.org/10.1037/a0019146>
- Kano, F., & Tomonaga, M. (2010b). Face scanning in chimpanzees and humans: continuity and discontinuity. *Animal Behaviour*, *79*(1), 227–235. <https://doi.org/10.1016/j.anbehav.2009.11.003>
- Kapitány, R., & Nielsen, M. (2017). Are Yawns really Contagious? A Critique and Quantification of Yawn Contagion. *Adaptive Human Behavior and Physiology*, *3*(2), 134–155. <https://doi.org/10.1007/s40750-017-0059-y>
- Kass, R. E., & Raftery, A. E. (1995). Bayes factors. *Journal of the American Statistical Association*, *90*(430), 773–795. <https://doi.org/10.1080/01621459.1995.10476572>
- Kim, Y., Van Berlo, E., Bionda, T., & Kret, M. E. (2021). Visual perception of conspecific emotional expressions: the role of expression channels in humans and bonobos. *Manuscript in Preparation*.
- King, H. M., Kurdziel, L. B., Meyer, J. S., & Lacreuse, A. (2012). Effects of testosterone on attention and memory for emotional stimuli in male rhesus monkeys. *Psychoneuroendocrinology*, *37*(3), 396–409. <https://doi.org/10.1016/j.psyneuen.2011.07.010>
- Knott, C. D., Thompson, M. E., Stumpf, R. M., & McIntyre, M. H. (2010). Female reproductive strategies in orangutans, evidence for female choice and counterstrategies to infanticide in a species with frequent sexual coercion. *Proceedings of the Royal Society B: Biological Sciences*, *277*(1678), 105–113. <https://doi.org/10.1098/rspb.2009.1552>
- Kolbrink, P. (2017). *Waldo*. XYZ-Animation. <http://animatio.com/waldo-page.html>
- Koolhaas, J. M., Korte, S. M., De Boer, S. F., Van der Vegt, B. J., Van Reenen, C. G., Hopster, H., De Jong, I. C., Ruis, M. A. W., & Blokhuis, H. J. (1999). Coping styles in animals: Current status in behavior and stress- physiology. *Neuroscience and Biobehavioral Reviews*, *23*(7), 925–935. [https://doi.org/10.1016/S0149-7634\(99\)00026-3](https://doi.org/10.1016/S0149-7634(99)00026-3)
- Koski, S. E., & Sterck, E. H. M. (2010). Empathic chimpanzees: A proposal of the levels of emotional and cognitive processing in chimpanzee empathy. *European Journal of Developmental Psychology*, *7*(1), 38–66. <https://doi.org/10.1080/17405620902986991>
- Koster, E. H. W., Crombez, G., Verschuere, B., & De Houwer, J. (2004). Selective attention to threat in the dot probe paradigm: differentiating vigilance and difficulty to disengage. *Behaviour Research and Therapy*, *42*(10), 1183–1192. <https://doi.org/10.1016/j.brat.2003.08.001>
- Koukounas, E., & McCabe, M. (1997). Sexual and emotional variables influencing sexual response to erotica. *Behaviour Research and Therapy*, *35*(3), 221–230. [https://doi.org/10.1016/S0005-7967\(96\)00097-6](https://doi.org/10.1016/S0005-7967(96)00097-6)
- Kremer, L., Bus, J. D., Webb, L. E., Bokkers, E. A. M., Engel, B., Van der Werf, J. T. N., Schnabel, S. K., & Van Reenen, C. G. (2021). Housing and personality effects on judgement and attention biases in dairy cows. *Scientific Reports*, *11*(1), 1–18. <https://doi.org/10.1038/s41598-021-01843-w>
- Kret, M. E. (2015). Emotional expressions beyond facial muscle actions. A call for studying autonomic signals and their impact on social perception. *Frontiers in Psychology*, *6*, 711. <https://doi.org/10.3389/fpsyg.2015.00711>
- Kret, M. E., & De Gelder, B. (2010). Social context influences recognition of bodily expressions. *Experimental Brain Research*, *203*, 169–180. <https://doi.org/10.1007/S00221-010-2220-8>
- Kret, M. E., & De Gelder, B. (2012a). A review on sex differences in processing emotional signals. *Neuropsychologia*, *50*(7), 1211–1221. <https://doi.org/10.1016/j.neuropsychologia.2011.12.022>
- Kret, M. E., & De Gelder, B. (2012b). Islamic headdress influences how emotion is recognized from the eyes. *Frontiers in Psychology*, *3*(APR), 110. <https://doi.org/10.3389/fpsyg.2012.00110>
- Kret, M. E., & De Gelder, B. (2013). When a smile becomes a fist: The perception of facial and bodily expressions of emotion in violent offenders. *Experimental Brain Research*, *228*(4), 399–410. <https://doi.org/10.1007/s00221-013-3557-6>

- Kret, M. E., & Fischer, A. H. (2018). Recognition of facial expressions is moderated by Islamic cues. *Cognition and Emotion*, 32(3), 623–631. <https://doi.org/10.1080/02699931.2017.1330253>
- Kret, M. E., Jaasma, L., Bionda, T., & Wijnen, J. G. (2016). Bonobos (*Pan paniscus*) show an attentional bias toward conspecifics' emotions. *Proceedings of the National Academy of Sciences*, 113(14), 3761–3766. <https://doi.org/10.1073/pnas.1522060113>
- Kret, M. E., Muramatsu, A., & Matsuzawa, T. (2018). Emotion processing across and within species: A comparison between humans (*Homo sapiens*) and chimpanzees (*Pan troglodytes*). *Journal of Comparative Psychology*, 132(4), 395–409. <https://doi.org/10.1037/com0000108>
- Kret, M. E., Prochazkova, E., Sterck, E. H. M. M., Clay, Z., & Kret, M. E. (2020). Emotional expressions in human and non-human great apes. *Neuroscience and Biobehavioral Reviews*, 115, 378–395. <https://doi.org/10.1016/j.neubiorev.2020.01.027>
- Kret, M. E., Roelofs, K., Stekelenburg, J. J., & De Gelder, B. (2013a). Emotional signals from faces, bodies and scenes influence observers' face expressions, fixations and pupil-size. *Frontiers in Human Neuroscience*, 7(DEC), 1–9. <https://doi.org/10.3389/fnhum.2013.00810>
- Kret, M. E., Stekelenburg, J. J., Roelofs, K., & De Gelder, B. (2013b). Perception of Face and Body Expressions Using Electromyography, Pupillometry and Gaze Measures. *Frontiers in Psychology*, 4(February), 1–12. <https://doi.org/10.3389/fpsyg.2013.00028>
- Kret, M. E., & Straffon, L. M. (2018). Reply to Crivelli et al.: The different faces of fear and threat. Evolutionary and cultural insights. *Journal of Human Evolution*, 125, 193–197. <https://doi.org/10.1016/j.jhevol.2017.11.006>
- Kret, M. E., & Tomonaga, M. (2016). Getting to the bottom of face processing. species-specific inversion effects for faces and behinds in humans and chimpanzees (*Pan troglodytes*). *PLoS ONE*, 11(11), e0165357. <https://doi.org/10.1371/journal.pone.0165357>
- Kret, M. E., & Van Berlo, E. (2021). Attentional bias in humans toward human and bonobo expressions of emotion. *Evolutionary Psychology*, 19(3), 14747049211032816.
- Kurdi, B., Seitchik, A. E., Axt, J. R., Carroll, T. J., Karapetyan, A., Kaushik, N., Tomezsko, D., Greenwald, A. G., & Banaji, M. R. (2019). Relationship between the Implicit Association Test and intergroup behavior: A meta-analysis. *American Psychologist*, 74(5), 569–586. <https://doi.org/10.1037/amp0000364>
- Kurzban, R., Tooby, J., & Cosmides, L. (2001). Can race be erased? Coalitional computation and social categorization. *Proceedings of the National Academy of Sciences*, 98(26), 15387–15392. <https://doi.org/10.1073/pnas.251541498>
- Laan, E., & Everaerd, W. (1995). Determinants of female sexual arousal: Psychophysiological theory and data. *Annual Review of Sex Research*, 6(1), 32–76. <https://doi.org/10.1080/10532528.1995.10559901>
- Laan, E., Everaerd, W., Van Bellen, G., & Hanewald, G. (1994). Women's sexual and emotional responses to male- and female-produced erotica. *Archives of Sexual Behavior*, 23(2), 153–169. <https://doi.org/10.1007/BF01542096>
- Laan, E., & Janssen, E. (2007). How do men and women feel? Determinants of subjective experience of sexual arousal. *The Psychophysiology of Sex*, 278–290.
- Lacreuse, A., Schatz, K., Strazzullo, S., King, H. M., & Ready, R. (2013). Attentional biases and memory for emotional stimuli in men and male rhesus monkeys. *Animal Cognition*, 16(6), 861–871. <https://doi.org/10.1007/s10071-013-0618-y>
- Laidre, M. E., & Johnstone, R. A. (2013). Animal signals. *Current Biology*, 23(18), R829–R833. <https://doi.org/10.1016/j.cub.2013.07.070>
- Lakin, J. L., Jefferis, V. E., Cheng, C. M., & Chartrand, T. L. (2003). The chameleon effect as social glue: Evidence for the evolutionary significance of nonconscious mimicry. *Journal of Nonverbal Behavior*, 27(3), 145–162. <https://doi.org/10.1023/A:1025389814290>
- Laméris, D. W., Van Berlo, E., Roth, T. S., & Kret, M. E. (2021). No evidence for biased attention towards emotional scenes in Bornean orangutans (*Pongo pygmaeus*). *Manuscript Submitted for Publication*.
- Laméris, D. W., Van Berlo, E., Sterck, E. H. M., Bionda, T., & Kret, M. E. (2020). Low relationship quality predicts scratch contagion during tense situations in orangutans (*Pongo pygmaeus*). *American Journal of Primatology*, 82(7), e23138. <https://doi.org/10.1002/ajp.23138>
- Laméris, D. W., Verspeek, J., Eens, M., & Stevens, J. M. G. (2022). Social and nonsocial stimuli alter the performance of bonobos during a pictorial emotional Stroop task. *American Journal of Primatology*, 84(2), e23356. <https://doi.org/10.1002/ajp.23356>

- Lane, K. A., Banaji, M. R., Nosek, B. a., & Greenwald, A. G. (2007). Understanding and Using the Implicit Association Test: IV What We Know (So Far) about the Method. In B. Wittenbrink & N. Schwarz (Eds.), *Implicit Measures of Attitudes* (pp. 59–102). The Guilford Press. <https://doi.org/10.1037/a0015575>
- Lang, P. J., Bradley, M. M., & Cuthbert, B. N. (2007). The International Affective Picture System (IAPS) in the study of emotion and attention. In J. A. Coan & J. J. B. Allen (Eds.), *Handbook of Emotion Elicitation and Assessment* (pp. 29–46). Oxford University Press. <https://doi.org/10.1016/B978-84-9022-437-3.00003-9>
- Langergraber, K. E., Prüfer, K., Rowney, C., Boesch, C., Crockford, C., Fawcett, K., Inoue, E., Inoue-Muruyama, M., Mitani, J. C., Muller, M. N., Robbins, M. M., Schubert, G., Stoinski, T. S., Viola, B., Watts, D. P., Wittig, R. M., Wrangham, R. W., Zuberbühler, K., Pääbo, S., & Vigilant, L. (2012). Generation times in wild chimpanzees and gorillas suggest earlier divergence times in great ape and human evolution. *Proceedings of the National Academy of Sciences*, *109*(39), 15716–15721. <https://doi.org/10.1073/pnas.1211740109>
- Langner, O., Dotsch, R., Bijlstra, G., Wigboldus, D. H. J., Hawk, S. T., & Van Knippenberg, A. (2010). Presentation and validation of the radboud faces database. *Cognition and Emotion*, *24*(8), 1377–1388. <https://doi.org/10.1080/02699930903485076>
- Lazarus, R. S. (2001). Relational meaning and discrete emotions. In K. R. Scherer, A. Schorr, & T. Johnstone (Eds.), *Series in affective science. Appraisal processes in emotion: Theory, methods, research*. (pp. 37–67). Oxford University Press.
- LeDoux, J. E. (1998). *The Emotional Brain: The Mysterious Underpinnings of Emotional Life*. Simon and Schuster. <https://doi.org/10.1176/ajp.155.4.570>
- LeDoux, J. E. (2021). What emotions might be like in other animals. *Current Biology*, *31*(13), R824–R829. <https://doi.org/10.1016/J.CUB.2021.05.005>
- Lee, C., Cafe, L. M., Robinson, S. L., Doyle, R. E., Lea, J. M., Small, A. H., & Colditz, I. G. (2018). Anxiety influences attention bias but not flight speed and crush score in beef cattle. *Applied Animal Behaviour Science*, *205*, 210–215. <https://doi.org/10.1016/J.APPLANIM.2017.11.003>
- Lee, M. D., & Wagenmakers, E.-J. (2013). Bayesian Cognitive Modeling. In *Bayesian Cognitive Modeling: A Practical Course*. Cambridge University Press. <https://doi.org/10.1017/CBO9781139087759>
- Lehmann, H. E. (1979). Yawning. A homeostatic reflex and its psychological significance. *Bulletin of the Menninger Clinic*, *43*(2), 123.
- Leone, A., Ferrari, P. F., & Palagi, E. (2014). Different yawns, different functions? Testing social hypotheses on spontaneous yawning in *Theropithecus gelada*. *Scientific Reports*, *4*(1), 1–9. <https://doi.org/10.1038/srep04010>
- Levine, E. E., Barasch, A., Rand, D., Berman, J. Z., & Small, D. A. (2018). Signaling emotion and reason in cooperation. *Journal of Experimental Psychology: General*, *147*(5), 702–719. <https://doi.org/10.1037/xge0000399>
- Lewis, L. S., Kano, F., Stevens, J. M. G., DuBois, J. G., Call, J., & Krupenye, C. (2021). Bonobos and chimpanzees preferentially attend to familiar members of the dominant sex. *Animal Behaviour*, *177*, 193–206. <https://doi.org/10.1016/j.anbehav.2021.04.027>
- Liebal, K., Waller, B. M., Slocombe, K. E., & Burrows, A. M. (2014). *Primate communication: a multimodal approach*. Cambridge University Press.
- Liedtke, C., Kohl, W., Kret, M. E., & Koelkebeck, K. (2018). Emotion recognition from faces with in- and out-group features in patients with depression. *Journal of Affective Disorders*, *227*, 817–823. <https://doi.org/10.1016/j.jad.2017.11.085>
- Lo, S., & Andrews, S. (2015). To transform or not to transform: using generalized linear mixed models to analyse reaction time data. *Frontiers in Psychology*, *6*(August), 1–16. <https://doi.org/10.3389/fpsyg.2015.01171>
- Luo, L., Reimert, I., De Haas, E. N., Kemp, B., & Bolhuis, J. E. (2019). Effects of early and later life environmental enrichment and personality on attention bias in pigs (*Sus scrofa domestica*). *Animal Cognition*, *22*(6), 959–972. <https://doi.org/10.1007/S10071-019-01287-W/FIGURES/5>
- Maclean, E. L. (2016). Unraveling the evolution of uniquely human cognition. *Proceedings of the National Academy of Sciences*, *113*(23), 6348–6354. <https://doi.org/10.1073/pnas.1521270113>
- MacLeod, C., Mathews, A., & Tata, P. (1986). Attentional Bias in Emotional Disorders. *Journal of Abnormal Psychology*, *95*(1), 15–20. <https://doi.org/10.1037/0021-843X.95.1.15>
- Madsen, E. A., & Persson, T. (2013). Contagious yawning in domestic dog puppies (*Canis lupus familiaris*): The effect of ontogeny and emotional closeness on low-level imitation in dogs. *Animal Cognition*, *16*(2), 233–240. <https://doi.org/10.1007/s10071-012-0568-9>

- Madsen, E. A., Persson, T., Sayehli, S., Lenninger, S., & Sonesson, G. (2013). Chimpanzees Show a Developmental Increase in Susceptibility to Contagious Yawning: A Test of the Effect of Ontogeny and Emotional Closeness on Yawn Contagion. *PLoS ONE*, *8*(10). <https://doi.org/10.1371/journal.pone.0076266>
- Maestripieri, D., Schino, G., Aureli, F., & Troisi, A. (1992). A modest proposal: displacement activities as an indicator of emotions in primates. *Animal Behaviour*, *44*(5), 967–979. [https://doi.org/10.1016/S0003-3472\(05\)80592-5](https://doi.org/10.1016/S0003-3472(05)80592-5)
- Mafessoni, F., & Lachmann, M. (2019). The complexity of understanding others as the evolutionary origin of empathy and emotional contagion. *Scientific Reports*, *9*(1), 1–14. <https://doi.org/10.1038/s41598-019-41835-5>
- Makowski, D., Ben-Shachar, M. S., Chen, S. H. A., & Lüdecke, D. (2019a). Indices of Effect Existence and Significance in the Bayesian Framework. *Frontiers in Psychology*, *10*, 2767. <https://doi.org/10.3389/fpsyg.2019.02767>
- Makowski, D., Ben-Shachar, M. S., & Lüdecke, D. (2019b). Understand and Describe Bayesian Models and Posterior Distributions using bayestestR. *CRAN*. <https://doi.org/10.5281/zenodo.2556486>
- Makowski, D., Ben-Shachar, M. S., & Lüdecke, D. (2019c). bayestestR: Describing Effects and their Uncertainty, Existence and Significance within the Bayesian Framework. *Journal of Open Source Software*, *4*(40), 1541. <https://doi.org/10.21105/joss.01541>
- Malavasi, R. (2014). Social modulation of yawning behavior in the domestic horse—an exploratory analysis. *Conference Paper: 48th International Conference of the International Society for Applied Ethology*.
- Maréchal, L., Levy, X., Meints, K., & Majolo, B. (2017). Experience-based human perception of facial expressions in Barbary macaques (*Macaca sylvanus*). *PeerJ*, *5*, e3413. <https://doi.org/10.7717/peerj.3413>
- Masataka, N., Koda, H., Atsumi, T., Satoh, M., & Lipp, O. V. (2018). Preferential attentional engagement drives attentional bias to snakes in Japanese macaques (*Macaca fuscata*) and humans (*Homo sapiens*). *Scientific Reports*, *8*(1), 1–9. <https://doi.org/10.1038/s41598-018-36108-6>
- Massen, J. J. M., Church, A. M., & Gallup, A. C. (2015). Auditory Contagious Yawning in Humans: An Investigation into Affiliation and Status Effects. *Frontiers in Psychology*, *6*, 1–8. <https://doi.org/10.3389/fpsyg.2015.01735>
- Massen, J. J. M., Dusch, K., Eldakar, O. T., & Gallup, A. C. (2014). A thermal window for yawning in humans: Yawning as a brain cooling mechanism. *Physiology and Behavior*, *130*, 145–148. <https://doi.org/10.1016/j.physbeh.2014.03.032>
- Massen, J. J. M., & Gallup, A. C. (2017). Why contagious yawning does not (yet) equate to empathy. *Neuroscience and Biobehavioral Reviews*, *80*(July), 573–585.
- Massen, J. J. M., Šlipogor, V., & Gallup, A. C. (2016). An observational investigation of behavioral contagion in common marmosets (*Callithrix jacchus*): Indications for contagious scent-marking. *Frontiers in Psychology*, *7*, 1190. <https://doi.org/10.3389/fpsyg.2016.01190>
- Massen, J. J. M., Vermunt, D. A., & Sterck, E. H. M. (2012). Male yawning is more contagious than female yawning among chimpanzees (*Pan troglodytes*). *PLoS ONE*, *7*(7), 1–5. <https://doi.org/10.1371/journal.pone.0040697>
- McEwen, B. S., & Sapolsky, R. M. (1995). Stress and cognitive function. *Current Opinion in Neurobiology*, *5*(2), 205–216. [https://doi.org/10.1016/0959-4388\(95\)80028-X](https://doi.org/10.1016/0959-4388(95)80028-X)
- McLellan, T., Johnston, L., Dalrymple-Alford, J., & Porter, R. (2010). Sensitivity to genuine versus posed emotion specified in facial displays. *Cognition and Emotion*, *24*(8), 1277–1292. <https://doi.org/10.1080/02699930903306181>
- Mendl, M., Burman, O. H. P., Parker, R. M. A., & Paul, E. S. (2009). Cognitive bias as an indicator of animal emotion and welfare: Emerging evidence and underlying mechanisms. *Applied Animal Behaviour Science*, *118*(3–4), 161–181. <https://doi.org/10.1016/j.applanim.2009.02.023>
- Mendl, M., Burman, O. H. P., & Paul, E. S. (2010). An integrative and functional framework for the study of animal emotion and mood. *Proceedings of the Royal Society B: Biological Sciences*, *277*(1696), 2895–2904. <https://doi.org/10.1098/rspb.2010.0303>
- Micheletta, J., Engelhardt, A., Matthews, L., Agil, M., & Waller, B. M. (2013). Multicomponent and Multimodal Lipsmacking in Crested Macaques (*Macaca nigra*). *American Journal of Primatology*, *75*(7), 763–773. <https://doi.org/10.1002/AJP.22105>
- Mierke, J. (2001). Implicit association measurement with the IAT: Evidence for effects of executive control processes. *Zeitschrift Für Experimentelle Psychologie*, *48*(2), 107–122. <https://doi.org/10.1026//0949-3946.48.2.107>
- Mierke, J., & Klauer, K. C. (2003). Method-Specific Variance in the Implicit Association Test. *Journal of Personality and Social Psychology*, *85*(6), 1180. <https://doi.org/10.1037/0022-3514.85.6.1180>

- Mikels, J. A., Fredrickson, B. L., Larkin, G. R., Lindberg, C. M., Maglio, S. J., & Reuter-Lorenz, P. A. (2005). Emotional category data on images from the international affective picture system. *Behavior Research Methods*, *37*(4), 626–630. <https://doi.org/10.3758/BF03192732>
- Millen, A., & Anderson, J. R. (2011). Neither infants nor toddlers catch yawns from their mothers. *Biology Letters*, *7*(3), 440–442. <https://doi.org/10.1098/rsbl.2010.0966>
- Miller, M. L., Gallup, A. C., Vogel, A. R., & Clark, A. B. (2012a). Auditory disturbances promote temporal clustering of yawning and stretching in small groups of budgerigars (*Melopsittacus undulatus*). *Journal of Comparative Psychology*, *126*(3), 324. <https://doi.org/10.1037/a0026520>
- Miller, M. L., Gallup, A. C., Vogel, A. R., Vicario, S. M., & Clark, A. B. (2012b). Evidence for contagious behaviors in budgerigars (*Melopsittacus undulatus*): An observational study of yawning and stretching. *Behavioural Processes*, *89*(3), 264–270. <https://doi.org/10.1016/j.beproc.2011.12.012>
- Mitani, J. C., Grether, G. F., Rodman, P. S., & Priatna, D. (1991). Association among wild orang-utans: sociality, passive aggregations or chance? *Animal Behaviour*, *42*(1), 33–46. [https://doi.org/10.1016/S0003-3472\(05\)80603-7](https://doi.org/10.1016/S0003-3472(05)80603-7)
- Mitani, J. C., Merriwether, D. A., & Zhang, C. (2000). Male affiliation, cooperation and kinship in wild chimpanzees. *Animal Behaviour*, *59*(4), 885–893. <https://doi.org/10.1006/anbe.1999.1389>
- Mitra Setia, T., Delgado, R. A., Utami Atmoko, S. S., Singleton, I., & Van Schaik, C. P. (2009). Social organization and male-female relationships. In S. A. Wich, T. Utami Atmoko, T. Mitra Setia, & C. P. Schaik (Eds.), *Orangutans: Geographic variation in behavioral ecology and conservation* (pp. 245–254). Oxford University Press.
- Moscovice, L. R., Surbeck, M., Fruth, B., Hohmann, G., Jaeggi, A. V., & Deschner, T. (2019). The cooperative sex: Sexual interactions among female bonobos are linked to increases in oxytocin, proximity and coalitions. *Hormones and Behavior*, *116*, 104581. <https://doi.org/10.1016/j.yhbeh.2019.104581>
- Mosher, D. L., & Maclan, P. (1994). College Men and Women Respond to X-rated Videos Intended for Male or Female Audiences: Gender and Sexual Scripts. *The Journal of Sex Research*, *31*(2), 99–113. <https://doi.org/10.1080/00224499409551736>
- Motley, M. T., & Camden, C. T. (1988). Facial expression of emotion: A comparison of posed expressions versus spontaneous expressions in an interpersonal communication setting. *Western Journal of Speech Communication*, *52*(1), 1–22. <https://doi.org/10.1080/10570318809389622>
- Moyaho, A., Rivas-Zamudio, X., Ugarte, A., Eguibar, J. R., & Valencia, J. (2015). Smell facilitates auditory contagious yawning in stranger rats. *Animal Cognition*, *18*(1), 279–290. <https://doi.org/10.1007/s10071-014-0798-0>
- Nakayama, K. (2004). Observing Conspecifics Scratching Induces a Contagion of Scratching in Japanese Monkeys (*Macaca fuscata*). *Journal of Comparative Psychology*, *118*(1), 20–24. <https://doi.org/10.1037/0735-7036.118.1.20>
- Neal, S. J., & Caine, N. G. (2016). Scratching under positive and negative arousal in common marmosets (*Callithrix jacchus*). *American Journal of Primatology*, *78*(2), 216–226. <https://doi.org/10.1002/ajp.22498>
- Neilands, P., Claessens, S., Ren, I., Hassall, R., Bastos, A. P. M., & Taylor, A. H. (2020). Contagious yawning is not a signal of empathy: No evidence of familiarity, gender or prosociality biases in dogs. *Proceedings of the Royal Society B: Biological Sciences*, *287*(1920), 20192236. <https://doi.org/10.1098/rspb.2019.2236>
- Ngo, N., & Isaacowitz, D. M. (2015). Use of context in emotion perception: The role of top-down control, cue type, and perceiver's age. *Emotion*, *15*(3), 292–302. <https://doi.org/10.1037/emo0000062>
- Nieuwburg, E. G. I., Ploeger, A., & Kret, M. E. (2021). Emotion recognition in nonhuman primates: How experimental research can contribute to a better understanding of underlying mechanisms. *Neuroscience and Biobehavioral Reviews*, *123*, 24–47. <https://doi.org/10.1016/j.neubiorev.2020.11.029>
- Norscia, I., Coco, E., Robino, C., Chierto, E., & Cordon, G. (2021). Yawn contagion in domestic pigs (*Sus scrofa*). *Scientific Reports*, *11*(1), 1851. <https://doi.org/10.1038/s41598-020-80545-1>
- Norscia, I., Demuru, E., & Palagi, E. (2016a). She more than he: Gender bias supports the empathic nature of yawn contagion in *Homo sapiens*. *Royal Society Open Science*, *3*(2), 150459. <https://doi.org/10.1098/rsos.150459>
- Norscia, I., Demuru, E., & Palagi, E. (2016b). Difference in contagious yawning between susceptible men and women: why not? *Royal Society Open Science*, *3*(9), 160477. <https://doi.org/10.1098/rsos.160477>
- Norscia, I., & Palagi, E. (2011a). Yawn contagion and empathy in *Homo sapiens*. *PLoS ONE*, *6*(12), 1–5. <https://doi.org/10.1371/journal.pone.0028472>
- Norscia, I., & Palagi, E. (2011b). When play is a family business: adult play, hierarchy, and possible stress reduction in common marmosets. *Primates*, *52*(2), 101–104. <https://doi.org/10.1007/S10329-010-0228-0>

- Norscia, I., Zanoli, A., Gamba, M., & Palagi, E. (2020). Auditory Contagious Yawning Is Highest Between Friends and Family Members: Support to the Emotional Bias Hypothesis. *Frontiers in Psychology, 11*, 442. <https://doi.org/10.3389/fpsyg.2020.00442>
- Nosek, B. A., Banaji, M. R., & Greenwald, A. G. (2002a). Harvesting implicit group attitudes and beliefs from a demonstration web site. *Group Dynamics: Theory, Research, and Practice, 6*(1), 101–115. <https://doi.org/10.1037/1089-2699.6.1.101>
- Nosek, B. A., Banaji, M. R., & Greenwald, A. G. (2002b). Math = male, me = female, therefore math ≠ me. *Journal of Personality and Social Psychology, 83*(1), 44–59.
- Nosek, B. A., Bar-Anan, Y., Sriram, N., Axt, J., & Greenwald, A. G. (2014). Understanding and using the brief Implicit Association Test: recommended scoring procedures. *PLoS One, 9*(12), e110938. <https://doi.org/10.1371/journal.pone.0110938>
- Nosek, B. A., Greenwald, A. G., & Banaji, M. R. (2005). Understanding and Using the Implicit Association Test: II. Method Variables and Construct Validity. *Personality and Social Psychology Bulletin, 31*(2), 166–180. <https://doi.org/10.1177/0146167204271418>
- Nosek, B. A., Greenwald, A. G., & Banaji, M. R. (2013). The implicit association test at age 7: A methodological and conceptual review. In J. A. Bargh (Ed.), *Social Psychology and the Unconscious: The Automaticity of Higher Mental Processes* (pp. 265–292). Psychology Press. <https://doi.org/10.4324/9780203783016-13>
- O'Brien, R. M. (2007). A Caution Regarding Rules of Thumb for Variance Inflation Factors. *Quality & Quantity, 41*(5), 673–690. <https://doi.org/10.1007/S11135-006-9018-6>
- O'Hara, S. J., & Reeve, A. V. (2011). A test of the yawning contagion and emotional connectedness hypothesis in dogs, *Canis familiaris*. *Animal Behaviour, 81*(1), 335–340. <https://doi.org/10.1016/j.anbehav.2010.11.005>
- Öhman, A., Carlsson, K., Lundqvist, D., & Ingvar, M. (2007). On the unconscious subcortical origin of human fear. *Physiology and Behavior, 92*(1–2), 180–185. <https://doi.org/10.1016/j.physbeh.2007.05.057>
- Öhman, A., Flykt, A., & Esteves, F. (2001a). Emotion drives attention: detecting the snake in the grass. *Journal of Experimental Psychology: General, 130*(3), 466–478. <https://doi.org/10.1037/AXJ96-3445.130.3.466>
- Öhman, A., Lundqvist, D., & Esteves, F. (2001b). The face in the crowd revisited: A threat advantage with schematic stimuli. *Journal of Personality and Social Psychology, 80*(3), 381–396. <https://doi.org/10.1037/0022-3514.80.3.381>
- Oswald, F. L., Mitchell, G., Blanton, H., Jaccard, J., & Tetlock, P. E. (2015). Using the IAT to predict ethnic and racial discrimination: Small effect sizes of unknown societal significance. *Journal of Personality and Social Psychology, 108*(4), 562–571. <https://doi.org/10.1037/pspa0000023>
- Palagi, E. (2008). Sharing the motivation to play: the use of signals in adult bonobos. *Animal Behaviour, 75*(3), 887–896. <https://doi.org/10.1016/j.anbehav.2007.07.016>
- Palagi, E., Bertini, M., Annicchiarico, G., & Cordoni, G. (2020a). Mirror replication of sexual facial expressions increases the success of sexual contacts in bonobos. *Scientific Reports, 10*(1), 1–11. <https://doi.org/10.1038/s41598-020-75790-3>
- Palagi, E., Celeghin, A., Tamietto, M., Winkielman, P., & Norscia, I. (2020b). The neuroethology of spontaneous mimicry and emotional contagion in human and non-human animals. *Neuroscience and Biobehavioral Reviews, 111*, 149–165. <https://doi.org/10.1016/j.neubiorev.2020.01.020>
- Palagi, E., Leone, A., Mancini, G., & Ferrari, P. F. (2009). Contagious yawning in gelada baboons as a possible expression of empathy. *Proceedings of the National Academy of Sciences, 106*(46), 19262–19267. <https://doi.org/10.1073/pnas.0910891106>
- Palagi, E., & Norscia, I. (2011). Scratching around stress: Hierarchy and reconciliation make the difference in wild brown lemurs (*Eulemur fulvus*). *Stress, 14*(1), 93–97. <https://doi.org/10.3109/10253890.2010.505272>
- Palagi, E., & Norscia, I. (2013). Bonobos protect and console friends and kin. *PLoS ONE, 8*(11). <https://doi.org/10.1371/journal.pone.0079290>
- Palagi, E., & Norscia, I. (2019). The ethology of animal emotions: Investigation and interpretation. *Sistemi Intelligenti, 31*(1), 11–32.
- Palagi, E., Norscia, I., & Cordoni, G. (2019a). Lowland Gorillas (*Gorilla gorilla gorilla*) Failed to Respond to Others' Yawn: Experimental and Naturalistic Evidence. *Journal of Comparative Psychology, 133*(3), 406. <https://doi.org/10.1037/com0000175>
- Palagi, E., Norscia, I., & Demuru, E. (2014). Yawn contagion in humans and bonobos: Emotional affinity matters more than species. *PeerJ, 2014*(1), 1–17. <https://doi.org/10.7717/peerj.519>

- Palagi, E., Norscia, I., Pressi, S., & Cordoni, G. (2019b). Facial mimicry and play: A comparative study in chimpanzees and gorillas. *Emotion, 19*(4), 665–681. <https://doi.org/10.1037/emo0000476>
- Palagi, E., Paoli, T., & Tarli, S. B. (2004). Reconciliation and Consolation in Captive Bonobos (*Pan paniscus*). *American Journal of Primatology, 62*(1), 15–30. <https://doi.org/10.1002/ajp.20000>
- Palfai, T. P., Kantner, C. K., & Tahaney, K. D. (2016). The image-based alcohol-action implicit association test. *Journal of Behavior Therapy and Experimental Psychiatry, 50*, 135–138. <https://doi.org/10.1016/j.jbtep.2015.07.002>
- Panksepp, J. (2011). The basic emotional circuits of mammalian brains: Do animals have affective lives? *Neuroscience and Biobehavioral Reviews, 35*(9), 1791–1804. <https://doi.org/10.1016/j.neubiorev.2011.08.003>
- Parr, L. A. (2001). Cognitive and physiological markers of emotional awareness in chimpanzees (*Pan troglodytes*). *Animal Cognition, 4*(3–4), 223–229. <https://doi.org/10.1007/s100710100085>
- Parr, L. A. (2004). Perceptual biases for multimodal cues in chimpanzee (*Pan troglodytes*) affect recognition. *Animal Cognition, 7*(3), 171–178. <https://doi.org/10.1007/s10071-004-0207-1>
- Parr, L. A., & Hopkins, W. D. (2000). Brain temperature asymmetries and emotional perception in chimpanzees, *Pan troglodytes*. *Physiology and Behavior, 71*(3–4), 363–371. [https://doi.org/10.1016/S0031-9384\(00\)00349-8](https://doi.org/10.1016/S0031-9384(00)00349-8)
- Parr, L. A., Hopkins, W. D., & De Waal, F. B. M. (1998). The Perception of Facial Expressions By Chimpanzees, *Pan troglodytes*. *Evolution of Communication, 2*(1), 1–23. <https://doi.org/10.1075/eoc.2.1.02par>
- Parr, L. A., Modi, M., Siebert, E., & Young, L. J. (2013). Intranasal oxytocin selectively attenuates rhesus monkeys' attention to negative facial expressions. *Psychoneuroendocrinology, 38*(9), 1748–1756. <https://doi.org/10.1016/j.psyneuen.2013.02.011>
- Parr, L. A., Waller, B. M., & Heintz, M. (2008). Facial Expression Categorization by Chimpanzees Using Standardized Stimuli. *Emotion, 8*(2), 216–231. <https://doi.org/10.1037/1528-3542.8.2.216>
- Parr, L. A., Waller, B. M., Vick, S. J., & Bard, K. A. (2007). Classifying chimpanzee facial expressions using muscle action. *Emotion, 7*(1), 172–181. <https://doi.org/10.1037/1528-3542.7.1.172>
- Parr, L. A., Winslow, J. T., Hopkins, W. D., & De Waal, F. B. M. (2000). Recognizing facial cues: Individual discrimination by chimpanzees (*Pan troglodytes*) and rhesus monkeys (*Macaca mulatta*). *Journal of Comparative Psychology, 114*(1), 47–60. <https://doi.org/10.1037/0735-7036.114.1.47>
- Paukner, A., & Anderson, J. R. (2006). Video-induced yawning in stump-tail macaques (*Macaca arctoides*). *Biology Letters, 2*(1), 36–38. <https://doi.org/10.1098/rsbl.2005.0411>
- Paul, E. S., Harding, E. J., & Mendl, M. (2005). Measuring emotional processes in animals: The utility of a cognitive approach. *Neuroscience and Biobehavioral Reviews, 29*(3), 469–491. <https://doi.org/10.1016/j.neubiorev.2005.01.002>
- Paul, E. S., & Mendl, M. T. (2018). Animal emotion: Descriptive and prescriptive definitions and their implications for a comparative perspective. *Applied Animal Behaviour Science, 205*(May 2017), 202–209. <https://doi.org/10.1016/j.applanim.2018.01.008>
- Paulmann, S., & Pell, M. D. (2011). Is there an advantage for recognizing multi-modal emotional stimuli? *Motivation and Emotion, 35*(2), 192–201. <https://doi.org/10.1007/s11031-011-9206-0>
- Pearson, B. L., Reeder, D. M., & Judge, P. G. (2015). Crowding increases salivary cortisol but not self-directed behavior in captive baboons. *American Journal of Primatology, 77*(4), 462–467. <https://doi.org/10.1002/ajp.22363>
- Peignot, P., Jankowski, F., & Anderson, J. R. (2004). On self-scratching in captive mandrills (*Mandrillus sphinx*). *Folia Primatologica, 75*(3), 160–164. <https://doi.org/10.1159/000078307>
- Perdue, B. M., Clay, A. W., Gaalema, D. E., Maple, T. L., & Stoinski, T. S. (2012). Technology at the zoo: the influence of a touchscreen computer on orangutans and zoo visitors. *Zoo Biology, 31*(1), 1–11. <https://doi.org/10.1002/zoo.20378>
- Pérez-Manrique, A., & Gomila, A. (2022). Emotional contagion in nonhuman animals: A review. *WIREs Cognitive Science, 13*(1), e1560. <https://doi.org/10.1002/wcs.1560>
- Pessoa, L., Japee, S., Sturman, D., & Ungerleider, L. G. (2006). Target visibility and visual awareness modulate amygdala responses to fearful faces. *Cerebral Cortex, 16*(3), 366–375. <https://doi.org/10.1093/cercor/bhi115>
- Petersen, S. E., & Posner, M. I. (2012). The attention system of the human brain: 20 years after. *Annual Review of Neuroscience, 35*, 73–89. <https://doi.org/10.1146/annurev-neuro-062111-150525>
- Petrova, K., Wentura, D., & Bermeitinger, C. (2013). What Happens during the Stimulus Onset Asynchrony in the Dot-Probe Task? Exploring the Role of Eye Movements in the Assessment of Attentional Biases. *PLoS ONE, 8*(10), e76335. <https://doi.org/10.1371/journal.pone.0076335>

- Phelps, E. A., & LeDoux, J. E. (2005). Contributions of the amygdala to emotion processing: From animal models to human behavior. *Neuron*, *48*(2), 175–187. <https://doi.org/10.1016/j.neuron.2005.09.025>
- Pietraszewski, D. (2021). The correct way to test the hypothesis that racial categorization is a byproduct of an evolved alliance-tracking capacity. *Scientific Reports*, *11*(1), 3404. <https://doi.org/10.1038/s41598-021-82975-x>
- Pinsk, M. A., Arcaro, M., Weiner, K. S., Kalkus, J. F., Inati, S. J., Gross, C. G., & Kastner, S. (2009). Neural representations of faces and body parts in macaque and human cortex: A comparative fMRI study. *Journal of Neurophysiology*, *101*(5), 2581–2600. <https://doi.org/10.1152/jn.91198.2008>
- Platek, S. M., Critton, S. R., Myers, T. E., & Gallup, G. G. (2003). Contagious yawning: The role of self-awareness and mental state attribution. *Cognitive Brain Research*, *17*(2), 223–227. [https://doi.org/10.1016/S0926-6410\(03\)00109-5](https://doi.org/10.1016/S0926-6410(03)00109-5)
- Platek, S. M., Mohamed, F. B., & Gallup, G. G. (2005). Contagious yawning and the brain. *Cognitive Brain Research*, *23*(2–3), 448–452. <https://doi.org/10.1016/j.cogbrainres.2004.11.011>
- Plavcan, J. M. (2001). Sexual dimorphism in primate evolution. *Yearbook of Physical Anthropology*, *116*(S33), 25–53. <https://doi.org/10.1002/ajpa.10011>
- Pokorny, J. J., & De Waal, F. B. M. (2009). Monkeys recognize the faces of group mates in photographs. *Proceedings of the National Academy of Sciences*, *106*(51), 21539–21543. <https://doi.org/10.1073/pnas.0912174106>
- Pool, E., Brosch, T., Delplanque, S., & Sander, D. (2016). Attentional Bias for Positive Emotional Stimuli: A Meta-Analytic Investigation. *Psychological Bulletin*, *142*(1), 79–106. <https://doi.org/10.1037/bul0000026>
- Preston, S. D., & De Waal, F. B. M. (2002). Empathy: Its ultimate and proximate bases. *Behavioral and Brain Sciences*, *25*(1), 1–20. <https://doi.org/10.1017/S0140525X02000018>
- Preuschoft, S., & van Hooff, J. A. R. A. M. (1995). Homologizing Primate Facial Displays: A Critical Review of Methods. *Folia Primatologica*, *65*(3), 121–137. <https://doi.org/10.1159/000156878>
- Pritsch, C., Telkemeyer, S., Mühlenbeck, C., & Liebal, K. (2017). Perception of facial expressions reveals selective affect-biased attention in humans and orangutans. *Scientific Reports*, *7*(1), 1–12. <https://doi.org/10.1038/s41598-017-07563-4>
- Prochazkova, E., & Kret, M. E. (2017). Connecting minds and sharing emotions through mimicry: A neurocognitive model of emotional contagion. *Neuroscience and Biobehavioral Reviews*, *80*, 99–114. <https://doi.org/10.1016/j.neubiorev.2017.05.013>
- Provine, R. R. (1986). Yawning as a Stereotyped Action Pattern and Releasing Stimulus. *Ethology*, *72*(2), 109–122. <https://doi.org/10.1111/j.1439-0310.1986.tb00611.x>
- Provine, R. R., & Hamernik, H. B. (1986). Yawning: Effects of stimulus interest. *Bulletin of the Psychonomic Society*, *24*(6), 437–438. <https://doi.org/10.3758/BF03330574>
- Qian, M. K., Heyman, G. D., Quinn, P. C., Messi, F. A., Fu, G., & Lee, K. (2016). Implicit Racial Biases in Preschool Children and Adults From Asia and Africa. *Child Development*. <https://doi.org/10.1111/cdev.12442>
- R Core Team. (2020). *R: A language and environment for statistical computing*. R Foundation for Statistical Computing, Vienna, Austria. <https://www.r-project.org/>
- Ramon, M., & Gobbin, M. I. (2018). Familiarity matters: A review on prioritized processing of personally familiar faces. *Visual Cognition*, *26*(3), 179–195. <https://doi.org/10.1080/13506285.2017.1405134>
- Rauchbauer, B., Majdandžić, J., Stieger, S., & Lamm, C. (2016). The modulation of mimicry by ethnic group-membership and emotional expressions. *PLoS ONE*, *11*(8), e0161064. <https://doi.org/10.1371/journal.pone.0161064>
- Reddy, R. B., Krupenye, C., MacLean, E. L., & Hare, B. (2016). No evidence for contagious yawning in lemurs. *Animal Cognition*, *19*(5), 889–898. <https://doi.org/10.1007/s10071-016-0986-1>
- Richetin, J., Costantini, G., Perugini, M., & Schönbrodt, F. (2015). Should We Stop Looking for a Better Scoring Algorithm for Handling Implicit Association Test Data? Test of Errors, Extreme Latencies Treatment, Scoring Formula, and Practice Trials on Reliability and Validity. *PLoS ONE*, *10*(6), e0129601. <https://doi.org/10.1371/journal.pone.0129601>
- Righart, R., & de Gelder, B. (2008). Rapid influence of emotional scenes on encoding of facial expressions: An ERP study. *Social Cognitive and Affective Neuroscience*, *3*(3), 270–278. <https://doi.org/10.1093/scan/nsn021>
- Righart, R., & De Gelder, B. (2008). Recognition of facial expressions is influenced by emotional scene gist. *Cognitive, Affective and Behavioral Neuroscience*, *8*(3), 264–272. <https://doi.org/10.3758/CABN.8.3.264>

- Rilling, J. K., Scholz, J., Preuss, T. M., Glasser, M. F., Errangi, B. K., & Behrens, T. E. (2012). Differences between chimpanzees and bonobos in neural systems supporting social cognition. *Social Cognitive and Affective Neuroscience*, 7(4), 369–379. <https://doi.org/10.1093/scan/nsr017>
- Robbins, M. M., Bermejo, M., Cipolletta, C., Magliocca, F., Parnell, R. J., & Stokes, E. (2004). Social structure and life-history patterns in western gorillas (*Gorilla gorilla gorilla*). *American Journal of Primatology*, 64(2), 145–159. <https://doi.org/10.1002/AJP.20069>
- Romero, T., Ito, M., Saito, A., & Hasegawa, T. (2014). Social Modulation of Contagious Yawning in Wolves. *PLoS ONE*, 9(8), e105963. <https://doi.org/10.1371/journal.pone.0105963>
- Romero, T., Konno, A., & Hasegawa, T. (2013). Familiarity Bias and Physiological Responses in Contagious Yawning by Dogs Support Link to Empathy. *PLoS ONE*, 8(8). <https://doi.org/10.1371/journal.pone.0071365>
- Roth, T. S., Rianti, P., Fredriksson, G. M., Wich, S. A., & Nowak, M. G. (2020). Grouping behavior of Sumatran orangutans (*Pongo abelii*) and Tapanuli orangutans (*Pongo tapanuliensis*) living in forest with low fruit abundance. *American Journal of Primatology*, 82(5), e23123. <https://doi.org/10.1002/ajp.23123>
- Roth, T. S., Samara, I., Tan, J., Prochazkova, E., & Kret, M. E. (2021). A comparative framework of inter-individual coordination and pair-bonding. In *Current Opinion in Behavioral Sciences* (Vol. 39, pp. 98–105). Elsevier. <https://doi.org/10.1016/j.cobeha.2021.03.005>
- Rouder, J. N., Speckman, P. L., Sun, D., Morey, R. D., & Iverson, G. (2009). Bayesian t tests for accepting and rejecting the null hypothesis. *Psychonomic Bulletin & Review*, 16(2), 225–237. <https://doi.org/10.3758/PBR.16.2.225>
- Russell, J. A. (1980). A circumplex model of affect. *Journal of Personality and Social Psychology*, 39(6), 1161–1178. <https://doi.org/10.1037/H0077714>
- Russell, J. A., & Barrett, L. F. (1999). Core affect, prototypical emotional episodes, and other things called emotion: Dissecting the elephant. *Journal of Personality and Social Psychology*, 76(5), 805–819. <https://doi.org/10.1037/0022-3514.76.5.805>
- Rutland, A., Cameron, L., Milne, A., & McGeorge, P. (2005). Social norms and self-presentation: Children's implicit and explicit intergroup attitudes. *Child Development*. <https://doi.org/10.1111/j.1467-8624.2005.00856.x>
- Saito, Y., Yuki, S., Seki, Y., Kagawa, H., & Okanoya, K. (2016). Cognitive bias in rats evoked by ultrasonic vocalizations suggests emotional contagion. *Behavioural Processes*, 132, 5–11. <https://doi.org/10.1016/j.beproc.2016.08.005>
- Schino, G., Carducci, P., & Truppa, V. (2020). Attention to social stimuli is modulated by sex and exposure time in tufted capuchin monkeys. *Animal Behaviour*, 161, 39–47. <https://doi.org/10.1016/j.anbehav.2019.12.019>
- Schino, G., Perretta, G., Tagliani, A. M., Monaco, V., & Troisi, A. (1996). Primate displacement activities as an ethopharmacological model of anxiety. *Anxiety*, 2, 186–191.
- Schino, G., Troisi, A., Perretta, G., & Monaco, V. (1991). Measuring anxiety in nonhuman primates: Effect of lorazepam on macaque scratching. *Pharmacology, Biochemistry and Behavior*, 38(4), 889–891. [https://doi.org/10.1016/0091-3057\(91\)90258-4](https://doi.org/10.1016/0091-3057(91)90258-4)
- Schirmer, A., & Adolphs, R. (2017). Emotion Perception from Face, Voice, and Touch: Comparisons and Convergence. In *Trends in Cognitive Sciences* (Vol. 21, Issue 3, pp. 216–228). Elsevier Current Trends. <https://doi.org/10.1016/j.tics.2017.01.001>
- Schroepfer-Walker, K., Wobber, V., & Hare, B. (2015). Experimental evidence that grooming and play are social currency in bonobos and chimpanzees. In B. Hare & S. Yamamoto (Eds.), *Bonobo Cognition and Behaviour* (pp. 299–316). Brill.
- Schut, C., Grossman, S., Gieler, U., Kupfer, J., & Yosipovitch, G. (2015). Contagious itch: what we know and what we would like to know. *Frontiers in Human Neuroscience*, 9, 57. <https://doi.org/10.3389/fnhum.2015.00057>
- Schwartz, J. H. (1987). *The red ape: Orangutans and human origins*. Elm Tree Books, London.
- Senju, A., Maeda, M., Kikuchi, Y., Hasegawa, T., Tojo, Y., & Osanai, H. (2007). Absence of contagious yawning in children with autism spectrum disorder. *Biology Letters*. <https://doi.org/10.1098/rsbl.2007.0337>
- Setia, T. M., & van Schaik, C. P. (2007). The Response of Adult Orang-Utans to Flanged Male Long Calls: Inferences about Their Function. *Folia Primatologica*, 78(4), 215–226. <https://doi.org/10.1159/000102317>
- Setoh, P., Lee, K. J., Zhang, L., Qian, M. K., Quinn, P. C., Heyman, G. D., & Lee, K. (2019). Racial Categorization Predicts Implicit Racial Bias in Preschool Children. *Child Development*, 90(1), 162–179. <https://doi.org/10.1111/cdev.12851>

- Shechner, T., Britton, J. C., Pérez-Edgar, K., Bar-Haim, Y., Ernst, M., Fox, N. A., Leibenluft, E., & Pine, D. S. (2012). Attention biases, anxiety, and development: Toward or away from threats or rewards? *Depression and Anxiety*, 29(4), 282–294. <https://doi.org/10.1002/da.20914>
- Signe, P., & Van Hooff, J. A. R. A. M. (2018). The Social Function of “Smile” and “Laughter”: Variations Across Primate Species and Societies 1. In U. C. Segerstråle & P. Molnár (Eds.), *Nonverbal Communication* (pp. 171–190). Lawrence Erlbaum Associates, Inc. <https://doi.org/10.4324/9781351243131-12>
- Silk, J. B., Alberts, S. C., & Altmann, J. (2004). Patterns of coalition formation by adult female baboons in Amboseli, Kenya. *Animal Behaviour*, 67(3), 573–582. <https://doi.org/10.1016/j.anbehav.2003.07.001>
- Silk, J. B., Altmann, J., & Alberts, S. C. (2006). Social relationships among adult female baboons (*Papio cynocephalus*) I. Variation in the strength of social bonds. *Behavioral Ecology and Sociobiology* 2006 61:2, 61(2), 183–195. <https://doi.org/10.1007/S00265-006-0249-2>
- Silva, K., Bessa, J., & De Sousa, L. (2012). Auditory contagious yawning in domestic dogs (*Canis familiaris*): First evidence for social modulation. *Animal Cognition*, 15(4), 721–724. <https://doi.org/10.1007/s10071-012-0473-2>
- Singleton, I., Knott, C. D., Morrough-Bernard, H. C., Wich, S. A., & Van Schaik, C. P. (2009). Ranging behavior of orangutan females and social organization. In S. A. Wich, S. S. Utami Atmoko, T. Mitra Setia, & C. P. van Schaik (Eds.), *Orangutans: Geographic variation in behavioral ecology and conservation* (pp. 205–2014). Oxford University Press.
- Singleton, I., & Van Schaik, C. P. (2002). The social organisation of a population of Sumatran orang-utans. *Folia Primatologica*, 73(1), 1–20. <https://doi.org/10.1159/000060415>
- Slabbinck, H., De Houwer, J., & Van Kenhove, P. (2011). A pictorial Attitude IAT as a Measure of Implicit Motives. *European Journal of Personality*, 25(1), 76–86. <https://doi.org/10.1002/per.778>
- Steckenfinger, S. A., & Ghazanfar, A. A. (2009). Monkey visual behavior falls into the uncanny valley. *Proceedings of the National Academy of Sciences*, 106(43), 18362–18366. <https://doi.org/10.1073/pnas.0910063106>
- Stevens, J. (2020). *EAZA Best Practice Guidelines for Bonobos (Pan paniscus)*.
- Stimpson, C. D., Barger, N., Tagliabata, J. P., Gendron-Fitzpatrick, A., Hof, P. R., Hopkins, W. D., & Sherwood, C. C. (2016). Differential serotonergic innervation of the amygdala in bonobos and chimpanzees. *Social Cognitive and Affective Neuroscience*, 11(3), 413–422. <https://doi.org/10.1093/scan/nsv128>
- Stone, A. A., Bachrach, C. A., Jobe, J. B., Kurtzman, H. S., & Cain, V. S. (2000). *The science of self-report*. Psychology Press.
- Swithenbank, S., Cowdell, F., & Holle, H. (2016). The Role of Auditory Itch Contagion in Psoriasis. *Acta Dermato-Venerologica*, 96(6), 728–731. <https://doi.org/10.2340/00015555-2320>
- Tajima, T., & Kurotori, H. (2010). Nonaggressive interventions by third parties in conflicts among captive Bornean orangutans (*Pongo pygmaeus*). *Primates*, 51(2), 179–182. <https://doi.org/10.1007/s10329-009-0180-z>
- Talbot, C. F., Mayo, L., Stoinski, T., & Brosnan, S. F. (2015). Face discriminations by orangutans (*Pongo spp.*) vary as a function of familiarity. *Evolutionary Psychological Science*, 1(3), 172–182. <https://doi.org/10.1007/s40806-015-0019-3>
- Tan, J., Arieli, D., & Hare, B. (2017). Bonobos respond prosocially toward members of other groups. *Scientific Reports*, 7(1), 1–11.
- Tan, J., & Hare, B. (2013). Bonobos Share with Strangers. *PLoS ONE*, 8(1), e51922. <https://doi.org/10.1371/journal.pone.0051922>
- Tan, J., & Hare, B. (2017). Prosociality among non-kin in bonobos and chimpanzees compared. In B. Hare & S. Yamamoto (Eds.), *Bonobos: Unique in Mind, Brain, and Behavior* (pp. 140–154). Oxford University Press.
- Te Broekhorst, I. J. A., Schürmann, C. L., & Sugardjito, J. (1990). Residential status and seasonal movements of wild orang-utans in the Gunung Leuser Reserve (Sumatera, Indonesia). *Animal Behaviour*, 39(6), 1098–1109. [https://doi.org/10.1016/S0003-3472\(05\)80782-1](https://doi.org/10.1016/S0003-3472(05)80782-1)
- Thomas, S., Smith, R. B., & Ball, P. (2007). Implicit attitudes in very young children: An adaptation of the IAT. *Current Research in Social Psychology*, 13(7), 75–85.
- Tinbergen, N. (1963). On aims and methods of Ethology. *Zeitschrift Für Tierpsychologie*, 20(4), 410–433. <https://doi.org/10.1111/j.1439-0310.1963.tb01161.x>
- Todd, R. M., Cunningham, W. A., Anderson, A. K., & Thompson, E. (2012). Affect-biased attention as emotion regulation. *Trends in Cognitive Sciences*, 16(7), 365–372. <https://doi.org/10.1016/j.tics.2012.06.003>

- Tokuyama, N., Toda, K., Poiret, M.-L., Iyokango, B., Bakaa, B., & Ishizuka, S. (2021). Two wild female bonobos adopted infants from a different social group at Wamba. *Scientific Reports*, *11*, 4967. <https://doi.org/10.1038/s41598-021-83667-2>
- Tomasello, M., Melis, A. P., Tennie, C., Wyman, E., & Herrmann, E. (2012). Two key steps in the evolution of human cooperation: The interdependence Hypothesis. *Current Anthropology*, *53*(6), 673–692. <https://doi.org/10.1086/668207>
- Tottenham, N., Phuong, J., Flannery, J., Gabard-Durnam, L., & Goff, B. (2013). A negativity bias for ambiguous facial-expression valence during childhood: Converging evidence from behavior and facial corrugator muscle responses. *Emotion*, *13*(1), 92–103. <https://doi.org/10.1037/a0029431>
- Tottenham, N., Tanaka, J. W., Leon, A. C., McCarry, T., Nurse, M., Hare, T. A., Marcus, D. J., Westerlund, A., Casey, B. J., & Nelson, C. (2009). The NimStim set of facial expressions: Judgments from untrained research participants. *Psychiatry Research*, *168*(3), 242–249. <https://doi.org/10.1016/j.psychres.2008.05.006>
- Townshend, J. M., & Duka, T. (2001). Attentional bias associated with alcohol cues: Differences between heavy and occasional social drinkers. *Psychopharmacology*, *157*(1), 67–74. <https://doi.org/10.1007/s002130100764>
- Treue, S. (2003). Visual attention: The where, what, how and why of saliency. In *Current Opinion in Neurobiology* (Vol. 13, Issue 4, pp. 428–432). Elsevier Ltd. [https://doi.org/10.1016/S0959-4388\(03\)00105-3](https://doi.org/10.1016/S0959-4388(03)00105-3)
- Troisi, A. (1999). Ethological research in clinical psychiatry: The study of nonverbal behavior during interviews. *Neuroscience and Biobehavioral Reviews*, *23*(7), 905–913. [https://doi.org/10.1016/S0149-7634\(99\)00024-X](https://doi.org/10.1016/S0149-7634(99)00024-X)
- Troisi, A. (2002). Displacement activities as a behavioral measure of stress in nonhuman primates and human subjects. *Stress*, *5*(1), 47–54. <https://doi.org/10.1080/102538902900012378>
- Troisi, A., Schino, G., D'Antoni, M., Pandolfi, N., Aureli, F., & D'Amato, F. R. (1991). Scratching as a behavioral index of anxiety in macaque mothers. *Behavioral and Neural Biology*, *56*(3), 307–313. [https://doi.org/10.1016/0163-1047\(91\)90469-7](https://doi.org/10.1016/0163-1047(91)90469-7)
- Tsao, D. Y., Moeller, S., & Freiwald, W. A. (2008). Comparing face patch systems in macaques and humans. *Proceedings of the National Academy of Sciences*, *105*(49), 19514–19519. <https://doi.org/10.1073/pnas.0809662105>
- Usui, S., Senju, A., Kikuchi, Y., Akechi, H., Tojo, Y., Osanai, H., & Hasegawa, T. (2013). Presence of Contagious Yawning in Children with Autism Spectrum Disorder. *Autism Research and Treatment*. <https://doi.org/10.1155/2013/971686>
- Van Berlo, E., Bionda, T., & Kret, M. E. (2020a). Attention Towards Emotions is Modulated by Familiarity with the Expressor. A Comparison Between Bonobos and Humans. *BioRxiv*. <https://doi.org/10.1101/2020.05.11.089813>
- Van Berlo, E., Díaz-Loyo, A. P., Juárez-Mora, O. E. O. E., Kret, M. E., & Massen, J. J. M. M. (2020b). Experimental evidence for yawn contagion in orangutans (*Pongo pygmaeus*). *Scientific Reports*, *10*(1), 1–11. <https://doi.org/10.1038/s41598-020-79160-x>
- Van den stock, J., Vandenbulcke, M., Sinke, C. B. A., Goebel, R., & De Gelder, B. (2014). How affective information from faces and scenes interacts in the brain. *Social Cognitive and Affective Neuroscience*, *9*(10), 1481–1488. <https://doi.org/10.1093/scan/nst138>
- Van Hooff, J. A. R. A. M. (1972). A comparative approach to the phylogeny of laughter and smiling. In R. A. Hinde (Ed.), *Non-verbal communication*. Cambridge University Press.
- Van Noordwijk, M. A., Arora, N., Willems, E. P., Dunkel, L. P., Amda, R. N., Mardianah, N., Ackermann, C., Krützen, M., & van Schaik, C. P. (2012). Female philopatry and its social benefits among Bornean orangutans. *Behavioral Ecology and Sociobiology*, *66*(6), 823–834. <https://doi.org/10.1007/s00265-012-1330-7>
- Van Renswoude, D. R., Visser, I., Rajmakers, M. E. J., Tsang, T., & Johnson, S. P. (2019). Real-world scene perception in infants: What factors guide attention allocation? *Infancy*, *24*(5), 693–717. <https://doi.org/10.1111/inf.12308>
- Van Rooijen, R., Ploeger, A., & Kret, M. E. (2017). The dot-probe task to measure emotional attention: A suitable measure in comparative studies? *Psychonomic Bulletin and Review*, *24*(6), 1686–1717. <https://doi.org/10.3758/s13423-016-1224-1>
- Van Schaik, C. P. (1999). The socioecology of fission-fusion sociality in Orangutans. *Primates*, *40*(1), 69–86. <https://doi.org/10.1007/BF02557703>
- Van Schaik, C. P., Ancrenaz, M., Borgen, G., Galdikas, B. M. F., Knott, C. D., Singleton, I., Suzuki, A., Suci Utami, S., & Merrill, M. (2003). Orangutan cultures and the evolution of material culture. *Science*, *299*(5603), 102–105. <https://doi.org/10.1126/science.1078004>

- Vick, S. J., & Paukner, A. (2010). Variation and context of yawns in captive chimpanzees (*Pan troglodytes*). *American Journal of Primatology*, 72(3), 262–269. <https://doi.org/10.1002/ajp.20781>
- Victeur, Q., Huguet, P., & Silvert, L. (2020). Attentional allocation to task-irrelevant fearful faces is not automatic: experimental evidence for the conditional hypothesis of emotional selection. *Cognition and Emotion*, 34(2), 288–301. <https://doi.org/10.1080/02699931.2019.1622512>
- Vonk, J., & Hamilton, J. (2014). Orangutans (*Pongo abelii*) and a gorilla (*Gorilla gorilla gorilla*) match features in familiar and unfamiliar individuals. *Animal Cognition*, 17(5), 1089–1105.
- Vrooman, C., Gijsberts, M., & Boelhouwer, J. (2014). *Vershil in Nederland*. <https://www.narcis.nl/publication/RecordID/oa:scp.nl:f6a4f47b-7261-4bd1-94b9-11719e3bfff1b>
- Vuilleumier, P. (2005). How brains beware: Neural mechanisms of emotional attention. *Trends in Cognitive Sciences*, 9(12), 585–594. <https://doi.org/10.1016/j.tics.2005.10.011>
- Waller, B. M., Julle-Daniere, E., & Micheletta, J. (2020). Measuring the evolution of facial 'expression' using multi-species FACS. In *Neuroscience and Biobehavioral Reviews* (Vol. 113, pp. 1–11). Pergamon. <https://doi.org/10.1016/j.neubiorev.2020.02.031>
- Whalen, P. J. (1998). Fear, vigilance, and ambiguity: Initial neuroimaging studies of the human amygdala. *Current Directions in Psychological Science*, 7(6), 177–188. <https://doi.org/10.1111/1467-8721.ep10836912>
- Whitehouse, J., Micheletta, J., Kaminski, J., & Waller, B. M. (2016). Macaques attend to scratching in others. *Animal Behaviour*, 122, 169–175. <https://doi.org/10.1016/j.anbehav.2016.10.020>
- Whitehouse, J., Micheletta, J., & Waller, B. M. (2017). Stress behaviours buffer macaques from aggression. *Scientific Reports*, 7(1), 1–9. <https://doi.org/10.1038/s41598-017-10754-8>
- Widen, S. C. (2013). Children's interpretation of facial expressions: The long path from valence-based to specific discrete categories. In *Emotion Review* (Vol. 5, Issue 1, pp. 72–77). SAGE Publications/Sage UK: London, England. <https://doi.org/10.1177/1754073912451492>
- Wilkinson, A., Sebanz, N., Mandl, I., & Huber, L. (2011). No evidence of contagious yawning in the red-footed tortoise *Geochelone carbonaria*. *Current Zoology*, 57(4), 477–484. <https://doi.org/10.1093/czoolo/57.4.477>
- Williams, L. A., Brosnan, S. F., & Clay, Z. (2020). Anthropomorphism in comparative affective science: Advocating a mindful approach. *Neuroscience and Biobehavioral Reviews*, 115, 299–307.
- Wilson, D. A., & Tomonaga, M. (2018). Exploring attentional bias towards threatening faces in chimpanzees using the dot probe task. *PLoS ONE*, 13(11), 1–17. <https://doi.org/10.1371/journal.pone.0207378>
- Wilson, M. L. (2021). Insights into human evolution from 60 years of research on chimpanzees at Gombe. *Evolutionary Human Sciences*, 3. <https://doi.org/10.1017/EHS.2021.2>
- Wilson, M. L., Boesch, C., Fruth, B., Furuichi, T., Gilby, I. C., Hashimoto, C., Hobaiter, C. L., Hohmann, G., Itoh, N., Koops, K., Lloyd, J. N., Matsuzawa, T., Mitani, J. C., Mjungu, D. C., Morgan, D., Muller, M. N., Mundry, R., Nakamura, M., Pruett, J., ... Wrangham, R. W. (2014). Lethal aggression in *Pan* is better explained by adaptive strategies than human impacts. *Nature*, 513(7518), 414–417. <https://doi.org/10.1038/nature13727>
- Wilson, M. L., & Wrangham, R. W. (2003). Intergroup relations in chimpanzees. *Annual Review of Anthropology*, 32, 363–392. <https://doi.org/10.1146/annurev.anthro.32.061002.120046>
- Wilson, V. A. D., Kade, C., Moeller, S., Treue, S., Kagan, I., & Fischer, J. (2020). Macaque Gaze Responses to the Primate: A Virtual Macaque Head for Social Cognition Research. *Frontiers in Psychology*, 11. <https://doi.org/10.3389/fpsyg.2020.01645>
- Wirth, B. E., & Wentura, D. (2019). Attentional bias towards angry faces is moderated by the activation of a social processing mode in the general population. *Cognition and Emotion*, 33(7), 1317–1329. <https://doi.org/10.1080/02699931.2018.1561423>
- Wojczulanis-Jakubas, K., Plenzler, J., & Jakubas, D. (2019). Indications of contagious behaviours in the southern elephant seal: An observational study. *Behaviour*, 156(1), 59–77. <https://doi.org/10.1163/1568539X-00003530>
- Wrangham, R. W. (1999). Evolution of coalitionary killing. *American Journal of Physical Anthropology*, 110(S29), 1–30. [https://doi.org/10.1002/\(sici\)1096-8644\(1999\)110:29+<1::aid-ajpa2>3.3.co;2-5](https://doi.org/10.1002/(sici)1096-8644(1999)110:29+<1::aid-ajpa2>3.3.co;2-5)
- Wrangham, R. W., & Glowacki, L. (2012). Intergroup aggression in chimpanzees and war in nomadic hunter-gatherers. *Human Nature*, 23(1), 5–29. <https://doi.org/10.1007/s12110-012-9132-1>
- Yonezawa, T., Sato, K., Uchida, M., Matsuki, N., & Yamazaki, A. (2017). Presence of contagious yawning in sheep. *Animal Science Journal*, 88(1), 195–200. <https://doi.org/10.1111/asj.12681>

- Yoon, J. M. D., & Tennie, C. (2010). Contagious yawning: a reflection of empathy, mimicry, or contagion? *Animal Behaviour*, 79(5), 2007–2009. <https://doi.org/10.1016/j.anbehav.2010.02.011>
- Zentall, T. R. (2003). Imitation by Animals: How Do They Do It? *Current Directions in Psychological Science*, 12(3), 91–95. <https://doi.org/10.1111/1467-8721.01237>
- Zucker, E. L. (1987). Control of intragroup aggression by a captive male orangutan. *Zoo Biology*, 6(3), 219–223. <https://doi.org/10.1002/zoo.1430060304>
- Zvielli, A., Bernstein, A., & Koster, E. H. W. (2014). Dynamics of attentional bias to threat in anxious adults: Bias towards and/or away? *PLoS ONE*, 9(8), e104025. <https://doi.org/10.1371/journal.pone.0104025>
- Zych, A. D., & Gogolla, N. (2021). Expressions of emotions across species. *Current Opinion in Neurobiology*, 68, 57–66. <https://doi.org/10.1016/J.CONB.2021.01.003>