



Universiteit  
Leiden

The Netherlands

## The carbon footprint of NL astronomy in 2019

Tak, F. van der; Nelemans, G.; Bloemen, S.; Burtscher, L.H.; Portegies Zwart, S.F.; Wijnands, R.; ... ; Schoenmakers, A.

### Citation

Tak, F. van der, Nelemans, G., Bloemen, S., Burtscher, L. H., Portegies Zwart, S. F., Wijnands, R., ... Schoenmakers, A. (2021). The carbon footprint of NL astronomy in 2019. *Astronomy For Planet Earth: Forging A Sustainable Future*, 6. doi:10.5281/zenodo.5084398

Version: Publisher's Version

License: [Creative Commons CC BY 4.0 license](https://creativecommons.org/licenses/by/4.0/)

Downloaded from: <https://hdl.handle.net/1887/3273896>

**Note:** To cite this publication please use the final published version (if applicable).

# The carbon footprint of NL astronomy in 2019

Floris van der Tak (SRON/Groningen)

Gijs Nelemans & Steven Bloemen (Nijmegen)


Leo Burtscher & Simon Portegies Zwart (Leiden)

Rudy Wijnands (Amsterdam)

Annemieke Janssen & Arno Schoenmakers (ASTRON)

*aka the “RvdA Green Team” (with local support!)*

*EAS 2021, SS30 on Sustainable Astronomy, 2021 July 1*



ANTON PANNEKOEK  
INSTITUUT

**SRON**



university of  
 groningen

**ASTRON**

Netherlands Institute for Radio Astronomy



Radboud  
University  
Nijmegen

Netherlands Institute for Space Research

Netherlands Organisation for Scientific Research (NWO)

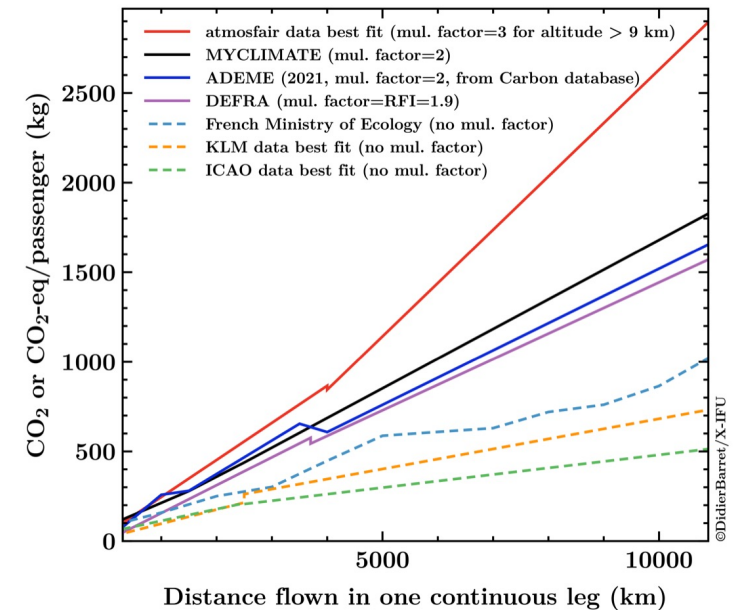
# Toward climate-neutral science: Where & how much?

- Goal: increase awareness and acceptance for sustainable development
- On-line EAS 3000x less CO<sub>2</sub> than live .. but requires to re-think networking
- Today: Quantify CO<sub>2</sub> emission per source & institute
- Next step: Make recommendations to NL Astronomy Council

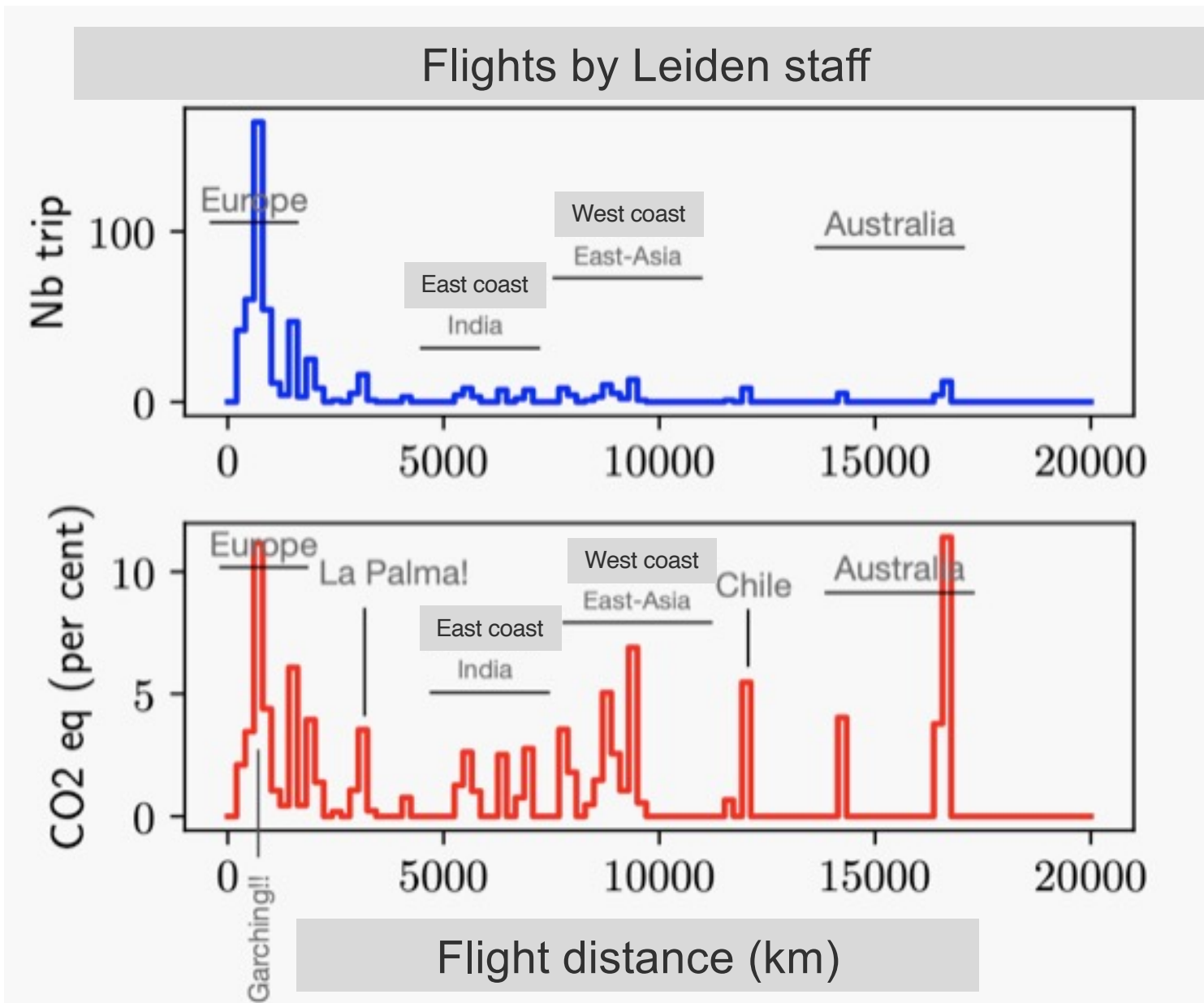


# Approach

- Air travel: Barret (2020) model (*effective* emission)
  - accounts for stopovers, radiative forcing, ...
- Other business travel (train) assumed to be CO<sub>2</sub>-neutral
- Heating & electricity: from housing & facility managers
  - power: green / grey / mixed multiplier
  - shared heating: scaled by floor area
- Commuting: from (anonymized) reimbursement data
- Not included: Education, observatories, missions
- (Super)computing: only international facilities
  - SURF uses 100% green power
  - Local ('tier-2') facilities to be added
- Survey of NWO institutes by Arcadis consultancy: Other sources relatively small (consumables, food, office equipment)



# Example results: Long-haul flights cause most emission



## Emerging trends / Preliminary conclusions

- Preliminary total: 4582 t(e)CO<sub>2</sub> i.e. 4.4 p.p.
- 46% air travel, 31% electricity, 17% heating/cooling, 4% commuting, 2% (super)computing
- Emission top-4 same as in Arcadis survey of NWO institutes
- SRON & Groningen dominated by power consumption
  - power-intensive laboratory equipment
- Leiden, Nijmegen, Amsterdam, ASTRON dominated by (long-haul) flights
  - instrumentation projects
- For further progress institutes must allocate time & money