



Universiteit
Leiden
The Netherlands

A bright source of telecom single photons based on quantum frequency conversion

Morrison, C.L.; Rambach, M.; Koong, Z.X.; Graffiti, F.; Thorburn, F.; Kar, A.K.; ... ; Gerardot, B.D.

Citation

Morrison, C. L., Rambach, M., Koong, Z. X., Graffiti, F., Thorburn, F., Kar, A. K., ... Gerardot, B. D. (2021). A bright source of telecom single photons based on quantum frequency conversion. *Applied Physics Letters*, 118(17). doi:10.1063/5.0045413

Version: Publisher's Version

License: [Creative Commons CC BY 4.0 license](https://creativecommons.org/licenses/by/4.0/)

Downloaded from: <https://hdl.handle.net/1887/3256499>

Note: To cite this publication please use the final published version (if applicable).

A bright source of telecom single photons based on quantum frequency conversion F


Cite as: Appl. Phys. Lett. **118**, 174003 (2021); <https://doi.org/10.1063/5.0045413>

Submitted: 26 January 2021 • Accepted: 17 March 2021 • Published Online: 28 April 2021

 Christopher L. Morrison,  Markus Rambach,  Zhe Xian Koong, et al.

COLLECTIONS

Paper published as part of the special topic on [Non-Classical Light Emitters and Single-Photon Detectors](#)

 This paper was selected as Featured



View Online



Export Citation



CrossMark

ARTICLES YOU MAY BE INTERESTED IN

[Progress in quantum-dot single photon sources for quantum information technologies: A broad spectrum overview](#)

Applied Physics Reviews **7**, 021309 (2020); <https://doi.org/10.1063/5.0010193>

[Invited Review Article: Single-photon sources and detectors](#)

Review of Scientific Instruments **82**, 071101 (2011); <https://doi.org/10.1063/1.3610677>

[Quantum dots as potential sources of strongly entangled photons: Perspectives and challenges for applications in quantum networks](#)

Applied Physics Letters **118**, 100502 (2021); <https://doi.org/10.1063/5.0038729>

 QBLOX



1 qubit

Shorten Setup Time

Auto-Calibration

More Qubits

Fully-integrated

Quantum Control Stacks

Ultrastable DC to 18.5 GHz

Synchronized <<1 ns

Ultralow noise



100s qubits

[visit our website >](#)

A bright source of telecom single photons based on quantum frequency conversion

Cite as: Appl. Phys. Lett. **118**, 174003 (2021); doi: [10.1063/5.0045413](https://doi.org/10.1063/5.0045413)

Submitted: 26 January 2021 · Accepted: 17 March 2021 ·

Published Online: 28 April 2021









View Online



Export Citation



CrossMark

Christopher L. Morrison,^{1,a)}  Markus Rambach,^{1,b)}  Zhe Xian Koong,¹  Francesco Graffitti,¹  Fiona Thorburn,¹ Ajoy K. Kar,¹ Yong Ma,² Suk-In Park,³ Jin Dong Song,³ Nick G. Stoltz,⁴ Dirk Bouwmeester,^{5,6} Alessandro Fedrizzi,¹  and Brian D. Gerardot¹ 

AFFILIATIONS

¹Institute of Photonics and Quantum Sciences, School of Engineering and Physical Sciences, Heriot-Watt University, Edinburgh EH14 4AS, United Kingdom

²College of Optoelectronic Engineering, Chongqing University of Posts and Telecommunications, Chongqing 400065, China

³Center for Opto-Electronic Materials and Devices Research, Korea Institute of Science and Technology, Seoul 02792, South Korea

⁴Materials Department, University of California, Santa Barbara, California 93106, USA

⁵Huygens-Kamerlingh Onnes Laboratory, Leiden University, P.O. Box 9504, 2300 RA Leiden, Netherlands

⁶Department of Physics, University of California, Santa Barbara, California 93106, USA

Note: This paper is part of the APL Special Collection on Non-Classical Light Emitters and Single-Photon Detectors.

^{a)}Author to whom correspondence should be addressed: ChrisLMorrison93@outlook.com

^{b)}Present address: Center for Engineered Quantum Systems, School of Mathematics and Physics, University of Queensland, QLD 4072, Australia

ABSTRACT

On-demand indistinguishable single-photon sources are essential for quantum networking and communication. Semiconductor quantum dots are among the most promising candidates, but their typical emission wavelength renders them unsuitable for use in fiber networks. Here, we present quantum frequency conversion of near-infrared photons from a bright quantum dot to the telecommunication C-band, allowing integration with existing fiber architectures. We use a custom-built, tunable 2400 nm seed laser to convert single photons from 942 nm to 1550 nm in a difference-frequency generation process. We achieve an end-to-end conversion efficiency of $\approx 35\%$, demonstrate count rates approaching 1 MHz at 1550 nm with $g^{(2)}(0) = 0.043(1)$, and achieve Hong-Ou-Mandel (HOM) visibilities of 60%. We expect this scheme to be preferable to quantum dot sources directly emitting at telecom wavelengths for fiber-based quantum networking.

© 2021 Author(s). All article content, except where otherwise noted, is licensed under a Creative Commons Attribution (CC BY) license (<http://creativecommons.org/licenses/by/4.0/>). <https://doi.org/10.1063/5.0045413>

Semiconductor quantum dots (QDs) are a leading technology for bright, indistinguishable single-photon sources. QDs emitting in the 920 nm–980 nm window have been used as a source of single photons with count rates upward of 10 MHz, indistinguishability greater than 95%, and low multi-photon contributions on the order of 1%.^{1–3} Yet, in order to be compatible with existing telecommunication technology, an ideal single-photon source should operate in the telecommunication C-band, around 1550 nm, where fiber loss is minimal. While there has been recent progress in producing QD sources that directly emit single photons in the C-band,^{4–6} achieving high-quality single-photon emission at high rates remains an open challenge, with the best-performing single-photon sources to date being confined to near-infrared (NIR)⁷ wavelengths.

One route to bridge the gap to the C-band is quantum frequency conversion (QFC), converting single photons from an NIR QD to telecommunication wavelengths. This can be done in a nonlinear three-wave mixing process where a single-photon input is mixed with a strong seed beam producing a single-photon output at either the sum or difference frequency. QFC can, in principle, be noise free and therefore preserve the quantum statistics of near-infrared emitters. Initial experiments on quantum dot QFC focused on upconversion to leverage superior detectors at NIR wavelengths.⁸ This allowed the demonstration of noise free conversion and two-photon interference between independent dots at visible wavelengths.⁹ Frequency down-conversion of QD sources has been demonstrated from 700 nm to the telecommunication O-band¹⁰ and from 900 nm to the C-band,^{11,12}

culminating in the remote two-photon interference between independent downconverted QD sources.¹³ Spin-photon entanglement between a 910 nm QD and a 1560 nm photon has been demonstrated using frequency conversion seeded by ultrafast pulses.^{14,15} QFC of QDs has also been demonstrated in nano-photonic circuits using four-wave mixing in silicon nitride.¹⁶ However, a single photon source that is simultaneously bright, pure, and coherent has not been demonstrated at telecom wavelengths. Here, we demonstrate a frequency-converted InGaAs quantum dot source approaching 1 MHz count rates at 1550 nm, with $g^{(2)}(0)$ around 4% and Hong-Ou-Mandel (HOM) visibilities of 60%.

For difference-frequency generation, energy conservation demands $(1/\lambda_{\text{in}} - 1/\lambda_{\text{seed}})^{-1} = \lambda_{\text{out}}$. Our 942 nm InGaAs QD source requires a seed wavelength of 2401 nm to generate output photons at 1550 nm. The seed beam is produced in a chromium doped zinc selenide (Cr:ZnSe) laser, while the difference frequency generation occurs in a periodically poled lithium niobate (ppLN) waveguide. Near-infrared photons are generated by a single self-assembled InGaAs/GaAs QD coupled to a high quality ($Q \approx 4.4 \times 10^4$) oxide-apertured micropillar cavity, as shown in Fig. 1. The QDs are embedded in a p - i - n diode structure,^{17,18} which enables charge control and tuning of the QD emission to the cavity mode via the quantum-confined Stark effect. The sample is kept at a temperature of 4 K in a closed-cycle helium flow cryostat. A dark-field confocal microscope is used to excite and collect the scattered photons from the QD while filtering in a cross-polarization scheme with an $\approx 10^7$ extinction ratio to suppress the excitation laser.

Pulsed excitation of the QD is performed using a mode-locked titanium:sapphire laser with a repetition rate of 80.3 MHz and a pulse duration of 10 ps. The QD output is then detected using superconducting nanowire single-photon detectors (SNSPDs), with a nominal quantum efficiency of $\approx 90\%$ at 950 nm. We exploit a neutral exciton QD transition (X^0), resonantly coupled to the cavity with a Purcell factor of ≈ 4 and an emission wavelength of 942.33 nm. The T_2 coherence

time of the emission, measured using standard Fourier spectroscopy under π -pulse resonant excitation, shows $T_2 = 0.348(2)$ ns, corresponding to a linewidth of 915(5) MHz. This value is ≈ 1.5 times larger than the transform-limited linewidth ($h/T_1 = 607$ MHz), with an independently measured lifetime of $T_1 = 0.2622(1)$ ns.

The seed laser for the QFC stage consists of a z-cavity resonator with a Cr:ZnSe crystal, a gain medium with an emission spectrum spanning 1900–3300 nm^{19–21} (see inset in Fig. 1). This laser design allows for both continuous-wave²² and mode-locked operation generating pulses as short as 43 fs.²³ Here, we operate with a narrowband CW seed to drive the QFC. Our 2401 nm laser system is pumped by a thulium-doped fiber laser (IPG Photonics TLR-20-LP), which has a maximum CW output power of 20 W at 1900 nm. The pump light is focused into the Cr:ZnSe crystal using a 100 mm CaF₂ lens. The cavity consists of a dichroic input coupler (50 mm radius of curvature (ROC), transmissive at 1900 nm, and reflective at 2401 nm), a gold mirror (50 mm ROC), two-plane silver mirrors, and the Cr:ZnSe crystal. The crystal is placed at the Brewster angle to minimize losses due to reflection. A diffraction grating (450 lines/mm) is inserted into the cavity to control the emission wavelength. The output coupler (Layertec) has a transmission of 60% at 2401 nm, allowing a good trade-off between the cavity enhancement and available output power.

Figure 1 shows our difference-frequency generation (DFG) setup. The DFG, one special case of QFC, takes place in a 48 mm ppLN crystal (NTT electronics). The chip contains multiple ridge waveguides with poling periods ranging from 26.00 μm to 26.25 μm . These poling periods are designed for type-0 DFG from 942 nm to 1550 nm. Quarter- and half-wave plates are used to align the polarization of the incoming single photons at 942 nm and the generated pump light at 2401 nm to the extraordinary axis of the crystal. Seed light from the laser is overlapped with single photons from the QD using a dichroic mirror (Omega Optical) and coupled into the waveguide using an NIR-coated aspheric lens with a focal length of 11 mm. A NIR-coated lens is used to match the beam size of the single photons to the seed

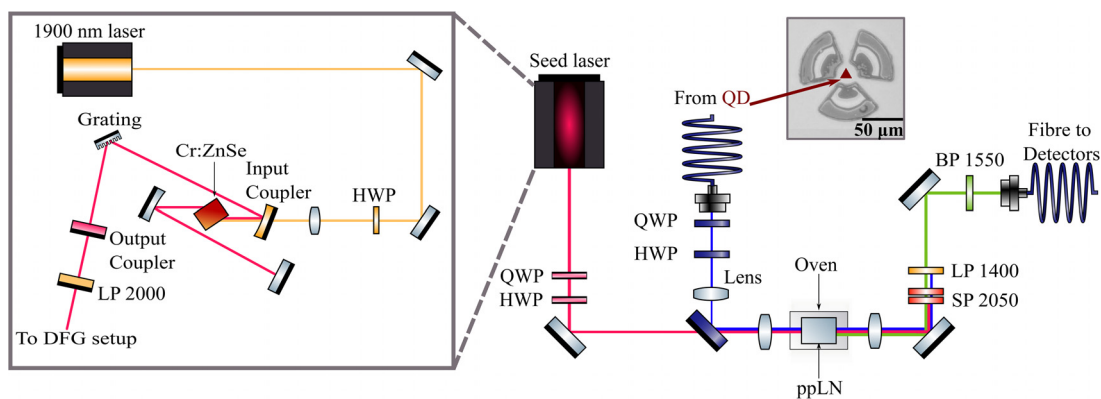


FIG. 1. Difference-frequency generation schematic. Blue lines indicate the optical path of the QD photons. Pink lines represent the path of the 2401 nm seed light. The polarization of both beams is aligned to the extraordinary axis of the ppLN crystal with a quarter-wave plate (QWP) and a half-wave plate (HWP). A 100 mm focal length lens is used in the QD beam path to mode match the seed beam at the waveguide facet. The green lines represent the converted 1550 nm light after the frequency conversion. The converted light is sent through two short-pass filters at 2050 nm (SP 2050), a 1400 nm long-pass filter (LP 1400), and a bandpass filter at 1550 nm (BP 1550) before being collected in a single-mode fiber for detection. The inset shows the experimental layout used to produce the 2401 nm laser light for QFC. The seed laser is pumped by a commercial Thulium fiber laser (yellow lines). The pump beam polarization is prepared with an HWP to reduce loss in the laser cavity due to Fresnel reflections. The light enters the cavity through a partially reflective curved mirror, which acts as the input coupler at 1900 nm and a focusing mirror at 2401 nm. A long-pass filter with a cutoff wavelength of 2000 nm (LP 2000) is placed after the output coupler to remove unabsorbed 1900 nm pump light.

beam and to compensate for the chromatic aberration of the aspheric lenses. The converted 1550 nm light is collimated with an 11 mm NIR-coated aspheric lens and sent toward a filtering stage.

The filtering stage consists of two shortpass filters at 2050 nm (>OD 4), which are used to remove seed light impinging on the collection fiber; a longpass filter at 1400 nm (>OD 5) to remove weakly phase-matched second-harmonic generation from the seed beam and unconverted quantum dot light; and finally, a 2.8 nm full-width-at-half-maximum (FWHM) bandpass filter (>OD 4) to isolate the converted single photons. The converted 1550 nm light is collected into a single-mode fiber with a coupling efficiency of 86% and sent to SNSPDs with a nominal quantum efficiency greater than 80%.

The DFG conversion efficiency is characterized by sending CW coherent light from a 942 nm laser (Toptica DL Pro) into the QFC setup. For CW-seeded QFC, the conversion efficiency is almost independent of the temporal mode of the input light.²⁴ This allows characterization with a CW beam despite the single photons' decaying exponential wavepacket. Under the approximation that the seed beam is unamplified and has considerably higher intensity than all other modes, QFC is expressed as a beam-splitter Hamiltonian between different frequency modes.²⁵ These two factors ensure that the conversion efficiency measured with a low power (500 μ W) CW coherent field is equivalent to the single-photon conversion efficiency.

Figure 2 shows the internal conversion efficiency for 942 nm light, measured by comparing output 1550 nm light with the 942 nm coupled through the waveguide with the seed laser blocked. This factors outcoupling losses into the waveguide, which are measured to be 17%. The data is fitted with²⁷

$$\eta = \eta_{max} \sin^2\left(\sqrt{\eta_{nor} P L}\right), \quad (1)$$

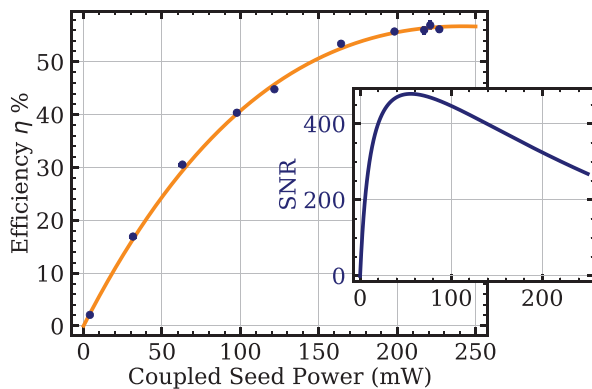


FIG. 2. Conversion efficiency of the difference-frequency generation process as a function of seed power coupled into the waveguide. The power in the waveguide is determined by measuring the pump power after the waveguide and factoring out the loss through the NIR-coated aspheric collimation lens. The transmission through this lens is measured to be 64% at the pump wavelength. The data is fitted with Eq. (1). The inset shows the signal-to-noise (SNR) ratio for off-resonant excitation with a measured noise count rate of 12 (1) Hz/mW. Frequency conversion with similar ppLN devices, in a regime where anti-Stokes scattering is expected to dominate, has demonstrated a noise flux rate per unit filter bandwidth of 5.8 Hz/mW/nm,²⁶ comparable to our noise flux rate of 5.3 (4) Hz/mW/nm.

where η_{max} is the maximum possible conversion efficiency, η_{nor} is the normalized conversion efficiency of the process, P is the input power, and L is the waveguide length. The fit gives a normalized conversion efficiency (to waveguide length in the limit of small pump powers²⁷) of $\eta_{nor} = 44(1) \% / (\text{W cm}^2)$. The maximal external conversion efficiency, the ratio of photons collected into single-mode fiber after the conversion stage to the number of NIR photons impinging on the waveguide, is $\eta_{max} = 38 \%$, leading to a maximum internal conversion efficiency of 56.7(4) % when taking losses into account. This η_{max} is higher than previously reported values for NIR QD frequency conversion to 1550 nm with similar waveguides.¹³ We would like to highlight that we achieve SNRs > 250 for all seed powers (inset in Fig. 2), meaning that the noise contribution of the DFG process toward the converted single photons is minimal.

We now compare the characteristics of the converted telecom photons with the QD NIR photons. We tune the QD into resonance with the first cavity mode and excite either resonantly or non-resonantly into the third cavity mode; see Fig. 3 for spectral properties of the cavity under 820 nm excitation. The inset in Fig. 3 shows the detected count rates for these two excitation scenarios as a function of power: Rabi oscillations are observed for resonant excitation, while a clear maximum is observed for non-resonant excitation. For non-resonant characterization, the QD photons are spectrally filtered with a grating filter with a 30 GHz FWHM to suppress the excitation laser. We detect a count rate of 1.85(5) MHz at an excitation power of 6.8 μ W. The grating filter was removed when characterizing the converted photons as low-loss bandpass filters were used at 1550 nm. For resonant driving, we optimize the excitation power to the π -pulse and detect a count rate of 1.46(4) MHz. This value is slightly lower than for off-resonant excitation due to the presence of spectral fluctuations.²⁸ After QFC, the detected count rate at 1550 nm, for the off-resonant and on-resonant case, is 856(18) kHz and 456(14) kHz, respectively. Comparing the NIR and telecom counts under resonant excitation gives an end-to-end conversion efficiency of $\approx 35 \%$, after accounting for the difference in the detection efficiency of both NIR

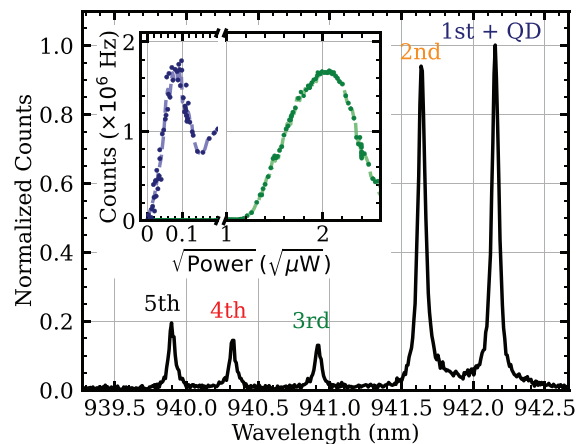


FIG. 3. Photo-luminescence emission profile of the QD under 820 nm excitation shows cavity modes up to the fifth order. The QD is resonantly coupled to the first cavity mode. The inset shows the detected count rate as a function of the excitation power when the excitation laser is resonant to the first (resonant, blue) or third (non-resonant, green) cavity mode.

($\approx 90\%$) and telecom C-band ($\approx 80\%$) detectors. This agrees well with the measured loss budget through the optical components including the conversion efficiency. The difference in efficiency for off-resonant excitation is accounted for by the loss of the grating filter.

Figure 4 shows the comparison between the performance of the QD signal before and after QFC. The lifetime measured under resonant excitation in Fig. 4(a) remains unchanged within experimental error after conversion. The oscillation in the time-resolved emission, indicative of the quantum beating of the X^0 fine-structure splitting, shows a frequency of 4.807(3) GHz extracted from a fit to $\exp(-t/T_1)(1 + A \sin(\Delta_{\text{FS}}t))$ to the data.²⁹ The equivalent oscillation after the QFC process is unchanged ($\Delta_{\text{FS}} = 4.803(1)$ GHz), indicating that the CW-seeded frequency conversion preserves the temporal mode of the input photons.

Next, we measure the second-order intensity correlation $g^{(2)}$ using a Hanbury-Brown and Twiss (HBT) interferometer. For a perfect single-photon source, $g^{(2)}(0) = 0$, indicating the absence of multi-photon emissions. Under off-resonant driving, Fig. 4(b), we observe a slight increase from $g^{(2)}(0) = 0.045(0)$ to $g^{(2)}(0) = 0.051(1)$ before and after the QFC process, respectively. We observe similar values under resonant driving, Fig. 4(c), demonstrating near-ideal single-photon emission with $g^{(2)}(0) = 0.040(0)$ and $g^{(2)}(0) = 0.043(1)$ before and after the QFC process, respectively. The slight increase in the normalized coincidences in the uncorrelated side peaks in the HBT histogram is due to blinking of the emitters, a common effect resulting from QD coupling to the solid-state charge environment.³⁰ The imperfection in $g^{(2)}(0)$ can be due to imperfect suppression of the cavity emission due to cavity feeding,^{31–35} slight imperfection in the wave-plate retarders used in our confocal microscope, and the presence of multi-photon capture processes.^{34,35}

Nevertheless, with a modest increase in $g^{(2)}(0)$ after the QFC process, we have demonstrated near background-free single-photon frequency conversion from the NIR to telecom C-band, with the photon-number purity predominately limited by the quantum dot.

To demonstrate that our QFC setup preserves photon coherence, we perform HOM interference between photons emitted from two consecutive excitation pulses. We use an unbalanced Mach-Zehnder interferometer with a delay of 12.5 ns to match photons temporally on a 50/50 beam splitter. We measure the coincidence counts for parallel and perpendicular polarized photons and evaluate the visibility as $V_{\text{HOM}} = 1 - g_{\perp}^{(2)}/g_{\parallel}^{(2)}$. For a pair of indistinguishable photons, $V_{\text{HOM}} = 1$. For resonant excitation, we achieve an interference visibility of $V_{\text{HOM}} = 0.88(1)$ before QFC. We expect a reduced $V_{\text{HOM}} \rightarrow T_2/2T_1 \approx 0.66$ at longer delays, inferred from the coherence time, T_2 measured using a Michelson interferometer.^{36,37} We calculate the single-photon indistinguishability M_s as $M_s = (V_{\text{HOM}} + g^{(2)}(0))/(1 - g^{(2)}(0))$.³⁸ This gives an upper bound to the HOM visibility taking the finite $g^{(2)}(0)$ into account. Before conversion, the M_s value is equal to 0.95(1). After conversion, we find the raw visibility and corrected indistinguishability to be 0.60(1) and 0.67(2), respectively. The results of lifetime, HBT, and HOM measurements are summarized in Table I.

The reduced interference visibility originates in spectral instability introduced by fluctuating power in multiple longitudinal modes of the seed laser. The linewidth of the seed laser is around 4 GHz with a free spectral range estimated to be 177 MHz, corresponding to approximately 22 modes. Despite this, we show that our QFC setup indeed preserves the coherence of single photons as measured from HOM interference, which can be improved by increased control over the cavity dispersion and active stabilization of the cavity length.

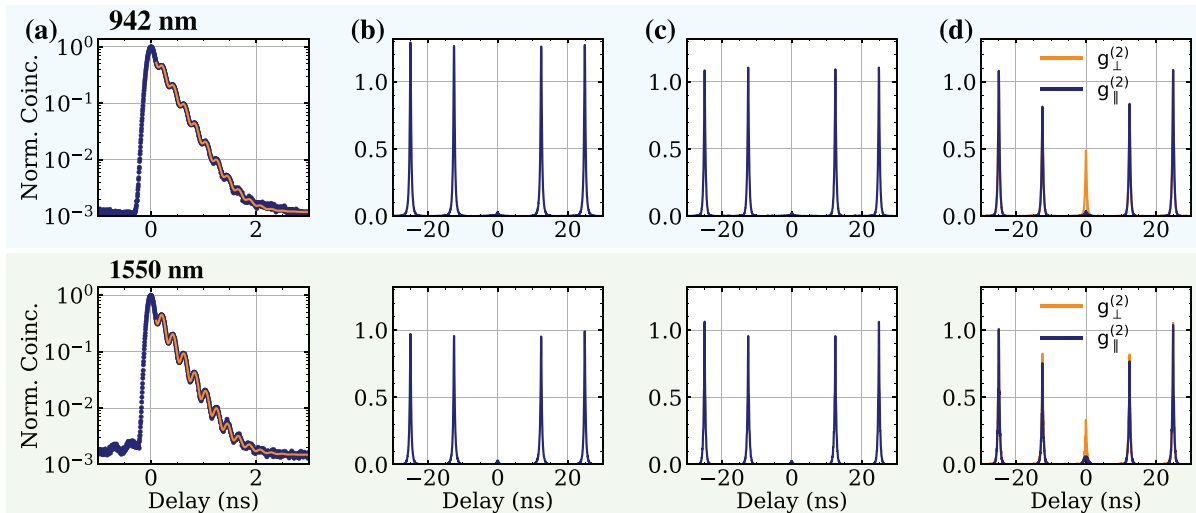


FIG. 4. Characterization of the single-photon properties before (upper row) and after (lower row) QFC. (a) Time-resolved emission spectra under pulsed resonant excitation reveal an exponential decay, which gives the emitter's lifetime T_1 and a fast oscillation, indicating the quantum beating between the fine-structure peaks of the neutral exciton emission, $\Delta_{\text{FS}} = 4.807(3)$ GHz. (b) and (c) Second-order intensity correlation histogram $g^{(2)}$, of the emitted photons under off-resonant (b) and resonant (c) excitation. The lack of coincidences in the central peak indicates the low probability of multi-photon emission. (d) Two-photon interference of consecutively scattered photons delayed by 12.5 ns, prepared in cross ($g_{\perp}^{(2)}$) and parallel ($g_{\parallel}^{(2)}$) polarizations, under resonant π -pulse excitation. The extracted photon indistinguishability, given by the ratio of zero-delay coincidences from both configurations, along with the extracted values (T_1 and $g^{(2)}(0)$) from the fits (solid lines), is summarized in Table I.

TABLE I. Summary of the lifetime, count rate, $g^{(2)}(0)$, and indistinguishability V_{HOM} for converted and unconverted photons. Values are obtained from measurement results, illustrated in Fig. 4. The corrected photon indistinguishability M_s is estimated based on the measured $g^{(2)}(0)$ and uncorrected V_{HOM} .³⁸ The error, given by the standard deviation from the fit, is included in brackets.

	942 nm	1550 nm
Lifetime T_1 (ns)	0.2622 (2)	0.2621 (2)
Resonant count rate (kHz)	1,460 (40)	456 (14)
Off-resonant count rate (kHz)	1,850 (50)	856 (18)
Off-resonant $g^{(2)}(0)$	0.045 (0)	0.051 (1)
Resonant $g^{(2)}(0)$	0.040 (0)	0.043 (1)
Resonant V_{HOM}	0.88 (1)	0.60 (1)
Resonant M_s	0.95 (1)	0.67 (2)

Modest improvements to the current QFC system will allow us to improve the converted two-photon interference visibility to equal the unconverted visibility. The external conversion efficiency could be further improved with lower-loss filtering and improved mode matching between the single-mode fiber and the waveguide mode.

Quantum-dot sources emitting directly at telecom wavelengths have demonstrated $g^{(2)}(0) \simeq 4 \times 10^{-4}$ with count rates on the order of 200 kHz³⁹ but have not demonstrated the HOM interference visibilities of frequency-converted sources,^{13,40} which typically have lower brightness and higher noise contributions. While a fair comparison between our source and other works is difficult to make due to the incomplete information in the reported data, we believe that the combined brightness, multiphoton suppression, and indistinguishability demonstrated by this source are marked improvements over other telecom-wavelength quantum-dot sources. This source will find applications in fiber-based quantum communication where a source of bright and highly pure single photons in the C-band is required. This can lead to demonstrations of various quantum communication protocols including measurement device-independent quantum key distribution, teleportation, and entanglement swapping between distant quantum nodes.

We acknowledge Pierre M. Petroff for his contribution to the sample design and fabrication. This work was supported by the EPSRC (Grants Nos. EP/L015110/1, EP/M013472/1, EP/P029892/1, EP/N002962/1, and EP/T001011/1), the ERC (Grant No. 725920), and the EU Horizon 2020 research and innovation program under Grant Agreement No. 820423. B.D.G. thanks the Royal Society for a Wolfson Merit Award and the Royal Academy of Engineering for a Chair in Emerging Technology. Y.M. acknowledges the support from the Chongqing Research Program of Basic Research and Frontier Technology (No. cstc2016jcyjA0301). The authors in K.I.S.T. acknowledge the support from the KIST institutional program, the program of quantum sensor core technology through IITP, and the IITP grant funded by the Korean Government (MSIT) (No. 20190004340011001).

DATA AVAILABILITY

The data that support the findings of this study are openly available in the Heriot-Watt Research Portal at <https://researchportal.hw.ac.uk/en/datasets/dataset-supporting-a-bright-source-of-telecom-single-photons-base>, Ref. 41.

REFERENCES

- N. Tomm, A. Javadi, N. O. Antoniadis, D. Najer, M. C. Löbl, A. R. Korsch, R. Schott, S. R. Valentin, A. D. Wieck, A. Ludwig, and R. J. Warburton, "A bright and fast source of coherent single photons," *Nat. Nanotechnol.* **16**, 399–403 (2021).
- H. Wang, Y.-M. He, T.-H. Chung, H. Hu, Y. Yu, S. Chen, X. Ding, M.-C. Chen, J. Qin, X. Yang, R.-Z. Liu, Z.-C. Duan, J.-P. Li, S. Gerhardt, K. Winkler, J. Jurkat, L.-J. Wang, N. Gregersen, Y.-H. Huo, Q. Dai, S. Yu, S. Höfling, C.-Y. Lu, and J.-W. Pan, "Towards optimal single-photon sources from polarized microcavities," *Nat. Photonics* **13**, 770–775 (2019).
- N. Somaschi, V. Giesz, L. De Santis, J. C. Laredo, M. P. Almeida, G. Hornecker, S. L. Portalupi, T. Grange, C. Antón, J. Demory, C. Gómez, I. Sagnes, N. D. Lanzillotti-Kimura, A. Lemaître, A. Auffèves, A. G. White, L. Lanco, and P. Senellart, "Near-optimal single-photon sources in the solid state," *Nat. Photonics* **10**, 340–345 (2016).
- F. Olbrich, J. Höschel, M. Müller, J. Kettler, S. Luca Portalupi, M. Paul, M. Jetter, and P. Michler, "Polarization-entangled photons from an InGaAs-based quantum dot emitting in the telecom C-band," *Appl. Phys. Lett.* **111**, 133106 (2017).
- M. Anderson, T. Müller, J. Huwer, J. Skiba-Szymanska, A. B. Krysa, R. M. Stevenson, J. Heffernan, D. A. Ritchie, and A. J. Shields, "Quantum teleportation using highly coherent emission from telecom C-band quantum dots," *npj Quantum Inf.* **6**, 14 (2020).
- K. D. Zeuner, K. D. Jöns, L. Schweickert, C. Reuterskiöld Hedlund, C. Nuñez Lobato, T. Lettner, K. Wang, S. Gyger, E. Schöll, S. Steinhauer, M. Hammar, and V. Zwiller, "On-demand generation of entangled photon pairs in the telecom C-band for fiber-based quantum networks," [arXiv:1912.04782](https://arxiv.org/abs/1912.04782) (2019).
- H. Wang, J. Qin, X. Ding, M.-C. Chen, S. Chen, X. You, Y.-M. He, X. Jiang, L. You, Z. Wang, C. Schneider, J. J. Renema, S. Höfling, C.-Y. Lu, and J.-W. Pan, "Boson Sampling with 20 Input Photons and a 60-Mode Interferometer in a 1 0 14-dimensional Hilbert Space," *Phys. Rev. Lett.* **123**, 250503 (2019).
- M. T. Rakher, L. Ma, O. Slattery, X. Tang, and K. Srinivasan, "Quantum transduction of telecommunications-band single photons from a quantum dot by frequency upconversion," *Nat. Photonics* **4**, 786–791 (2010).
- S. Ates, I. Agha, A. Gulinatti, I. Rech, M. T. Rakher, A. Badolato, and K. Srinivasan, "Two-photon interference using background-free quantum frequency conversion of single photons emitted by an InAs quantum dot," *Phys. Rev. Lett.* **109**, 147405 (2012).
- S. Zaske, A. Lenhard, C. A. Kessler, J. Kettler, C. Hepp, C. Arend, R. Albrecht, W.-M. Schulz, M. Jetter, P. Michler, and C. Becher, "Visible-to-telecom quantum frequency conversion of light from a single quantum emitter," *Phys. Rev. Lett.* **109**, 147404 (2012).
- B. Kambs, J. Kettler, M. Bock, J. N. Becker, C. Arend, A. Lenhard, S. L. Portalupi, M. Jetter, P. Michler, and C. Becher, "Low-noise quantum frequency down-conversion of indistinguishable photons," *Opt. Express* **24**, 22250–22260 (2016).
- J. H. Weber, J. Kettler, H. Vural, M. Müller, J. Maisch, M. Jetter, S. L. Portalupi, and P. Michler, "Overcoming correlation fluctuations in two-photon interference experiments with differently bright and independently blinking remote quantum emitters," *Phys. Rev. B* **97**, 195414 (2018).
- J. H. Weber, B. Kambs, J. Kettler, S. Kern, J. Maisch, H. Vural, M. Jetter, S. L. Portalupi, C. Becher, and P. Michler, "Two-photon interference in the telecom C-band after frequency conversion of photons from remote quantum emitters," *Nat. Nanotechnol.* **14**, 23–26 (2019).
- K. De Greve, L. Yu, P. L. McMahon, J. S. Pelc, C. M. Natarajan, N. Y. Kim, E. Abe, S. Maier, C. Schneider, M. Kamp, S. Höfling, R. H. Hadfield, A. Forchel, M. M. Fejer, and Y. Yamamoto, "Quantum-dot spin-photon entanglement via frequency downconversion to telecom wavelength," *Nature* **491**, 421–425 (2012).
- J. S. Pelc, L. Yu, K. De Greve, P. L. McMahon, C. M. Natarajan, V. Esfandyarpour, S. Maier, C. Schneider, M. Kamp, S. Höfling, R. H. Hadfield, A. Forchel, Y. Yamamoto, and M. M. Fejer, "Downconversion quantum interface

- for a single quantum dot spin and 1550-nm single-photon channel,” *Opt. Express* **20**, 27510 (2012).
- ¹⁶A. Singh, Q. Li, S. Liu, Y. Yu, X. Lu, C. Schneider, S. Höfling, J. Lawall, V. Verma, R. Mirin, S. W. Nam, J. Liu, and K. Srinivasan, “Quantum frequency conversion of a quantum dot single-photon source on a nanophotonic chip,” *Optica* **6**, 563 (2019).
- ¹⁷M. T. Rakher, “Quantum optics with quantum dots in microcavities,” Ph.D. thesis (University of California, Santa Barbara, 2008).
- ¹⁸M. T. Rakher, N. G. Stoltz, L. A. Coldren, P. M. Petroff, and D. Bouwmeester, “Externally mode-matched cavity quantum electrodynamics with charge-tunable quantum dots,” *Phys. Rev. Lett.* **102**, 097403 (2009).
- ¹⁹J. R. Macdonald, S. J. Beecher, A. Lancaster, P. A. Berry, K. L. Schepler, and A. K. Kar, “Ultrabroad mid-infrared tunable Cr:ZnSe channel waveguide laser,” *IEEE J. Sel. Top. Quantum Electron.* **21**, 375–379 (2015).
- ²⁰G. J. Wagner, T. J. Carrig, R. H. Page, K. I. Schaffers, J.-O. Ndad, X. Ma, and A. Burger, “Continuous-wave broadly tunable Cr²⁺:ZnSe laser,” *Opt. Lett.* **24**, 19–21 (1999).
- ²¹I. T. Sorokina, E. Sorokin, S. Mirov, V. Fedorov, V. Badikov, V. Panyutin, and K. I. Schaffers, “Broadly tunable compact continuous-wave Cr²⁺:ZnS laser,” *Opt. Lett.* **27**, 1040–1042 (2002).
- ²²G. J. Wagner, B. G. Tiemann, W. J. Alford, and T. J. Carrig, “Single-Frequency Cr:ZnSe laser,” in *Advanced Solid-State Photonics (TOPS)* (Optical Society of America, 2004), p. 371.
- ²³S. Vasilyev, M. Mirov, and V. Gapontsev, “High power Kerr-Lens Mode-Locked femtosecond mid-IR laser with efficient second harmonic generation in polycrystalline Cr²⁺:ZnS and Cr²⁺:ZnSe,” in *Advanced Solid State Lasers* (Optical Society of America, 2014).
- ²⁴B. Brecht, A. Eckstein, A. Christ, H. Suche, and C. Silberhorn, “From quantum pulse gate to quantum pulse shaper-engineered frequency conversion in nonlinear optical waveguides,” *New J. Phys.* **13**, 065029 (2011).
- ²⁵P. Kumar, “Quantum frequency conversion,” *Opt. Lett.* **15**, 1476–1478 (1990).
- ²⁶V. Krutyanskiy, M. Meraner, J. Schupp, and B. P. Lanyon, “Polarisation-preserving photon frequency conversion from a trapped-ion-compatible wavelength to the telecom C-band,” *Appl. Phys. B* **123**, 228 (2017).
- ²⁷R. V. Roussev, C. Langrock, J. R. Kurz, and M. M. Fejer, “Periodically poled lithium niobate waveguide sum-frequency generator for efficient single-photon detection at communication wavelengths,” *Opt. Lett.* **29**, 1518–1520 (2004).
- ²⁸T. S. Santana, Y. Ma, R. N. E. Malein, F. Bastiman, E. Clarke, and B. D. Gerardot, “Generating indistinguishable photons from a quantum dot in a noisy environment,” *Phys. Rev. B* **95**, 201410 (2017).
- ²⁹T. Flissikowski, A. Hundt, M. Louisch, M. Rabe, and F. Henneberger, “Photon beats from a single semiconductor quantum dot,” *Phys. Rev. Lett.* **86**, 3172–3175 (2001).
- ³⁰M. Davanço, C. S. Hellberg, S. Ates, A. Badolato, and K. Srinivasan, “Multiple time scale blinking in InAs quantum dot single-photon sources,” *Phys. Rev. B* **89**, 161303 (2014).
- ³¹M. Kaniber, A. Laucht, A. Neumann, J. M. Villas-Bôas, M. Bichler, M.-C. Amann, and J. J. Finley, “Investigation of the nonresonant dot-cavity coupling in two-dimensional photonic crystal nanocavities,” *Phys. Rev. B* **77**, 161303 (2008).
- ³²M. Winger, T. Volz, G. Tarel, S. Portolan, A. Badolato, K. J. Hennessy, E. L. Hu, A. Beveratos, J. Finley, V. Savona, and A. Imamoglu, “Explanation of photon correlations in the far-off-resonance optical emission from a quantum-dot-cavity system,” *Phys. Rev. Lett.* **103**, 207403 (2009).
- ³³J. Suffczyński, A. Dousse, K. Gauthron, A. Lemaître, I. Sagnes, L. Lanco, J. Bloch, P. Voisin, and P. Senellart, “Origin of the optical emission within the cavity mode of coupled quantum dot-cavity systems,” *Phys. Rev. Lett.* **103**, 027401 (2009).
- ³⁴E. Peter, S. Laurent, J. Bloch, J. Hours, S. Varoutsis, I. Robert-Philip, A. Beveratos, A. Lemaître, A. Cavanna, G. Patriarache, P. Senellart, and D. Martrou, “Fast radiative quantum dots: From single to multiple photon emission,” *Appl. Phys. Lett.* **90**, 223118 (2007).
- ³⁵L. Lanco and P. Senellart, “A highly efficient single photon-single quantum dot interface,” in *Engineering the Atom-Photon Interaction: Controlling Fundamental Processes with Photons, Atoms and Solids*, edited by A. Predojević and M. W. Mitchell (Springer International Publishing, New York, 2015), Chap. 2, pp. 39–71.
- ³⁶A. Thoma, P. Schnauber, M. Gschrey, M. Seifried, J. Wolters, J.-H. Schulze, A. Strittmatter, S. Rodt, A. Carmele, A. Knorr, T. Heindel, and S. Reitzenstein, “Exploring dephasing of a solid-state quantum emitter via time- and temperature-dependent Hong-Ou-Mandel experiments,” *Phys. Rev. Lett.* **116**, 033601 (2016).
- ³⁷A. Carmele and S. Reitzenstein, “Non-markovian features in semiconductor quantum optics: Quantifying the role of phonons in experiment and theory,” *Nanophotonics* **8**, 655–683 (2019).
- ³⁸H. Ollivier, S. E. Thomas, S. C. Wein, I. M. de Buy Wenniger, N. Coste, J. C. Loredo, N. Somaschi, A. Harouri, A. Lemaître, I. Sagnes, L. Lanco, C. Simon, C. Anton, O. Krebs, and P. Senellart, “Hong-ou-mandel interference with imperfect single photon sources,” *Phys. Rev. Lett.* **126**, 063602 (2021).
- ³⁹T. Miyazawa, K. Takemoto, Y. Nambu, S. Miki, T. Yamashita, H. Terai, M. Fujiwara, M. Sasaki, Y. Sakuma, M. Takatsu, T. Yamamoto, and Y. Arakawa, “Single-photon emission at 1.5 μm from an InAs/InP quantum dot with highly suppressed multi-photon emission probabilities,” *Appl. Phys. Lett.* **109**, 132106 (2016).
- ⁴⁰L. Yu, C. M. Natarajan, T. Horikiri, C. Langrock, J. S. Pelc, M. G. Tanner, E. Abe, S. Maier, C. Schneider, S. Höfling, M. Kamp, R. H. Hadfield, M. M. Fejer, and Y. Yamamoto, “Two-photon interference at telecom wavelengths for time-bin-encoded single photons from quantum-dot spin qubits,” *Nat. Commun.* **6**, 8955 (2015).
- ⁴¹C. Morrison, M. Rambach, Z. X. Koong, F. Graffitti, F. Thorburn, A. K. Kar, Y. Ma, S. I. Park, J. D. Song, N. G. Soltz, D. Bouwmeester, A. Fedrizzi, and B. D. Gerardot, “Dataset supporting a bright source of telecom single photons based on quantum frequency conversion,” Heriot-Watt University, <https://doi.org/10.17861/b2c2c0a9-d980-4921-8331-7b2ba12e3e91>.