Universiteit Leiden
The Netherlands

Meditation-induced cognitive-control states regulate working memory task performance

Ma, K.; Deng, N.; Hommel B.

Citation
Ma, K., & Deng, N. (2021). Meditation-induced cognitive-control states regulate working memory task performance. *The Quarterly Journal Of Experimental Psychology*, *74*(8), 1465-1476. doi:10.1177/1747021821997826

Version:	Publisher's Version
License:	Licensed under Article 25fa Copyright Act/Law (Amendment Taverne)
Downloaded from:	https://hdl.handle.net/1887/3248693

Note: To cite this publication please use the final published version (if applicable).

Check for updates

Original Article

QJEP

Quarterly Journal of Experimental Psychology
2021, Vol. 74(8) 1465–1476
© Experimental Psychology Society 2021
Article reuse guidelines:
sagepub.com/journals-permissions
DOI: 10.1177/1747021821997826
qjep.sagepub.com
SAGE

Meditation-induced cognitive-control states regulate working memory task performance

Ke Ma[1], Na Deng[1] and Bernhard Hommel[2,3]

Abstract

Single-bout focused-attention meditation (FAM) and open-monitoring meditation (OMM) are assumed to bias metacontrol states towards more persistent versus more flexible processing, respectively. In Experiment 1, we tested whether monitoring and updating of working memory (WM) representations in an *N*-back task with high (3-back), medium (2-back), and low (1-back) WM demands (varied within participants) is affected by preceding single-bout FAM or OMM meditation (varied between participants and compared with a control group). The results showed that FAM promotes WM performance in the medium (2-back), but not in the high (3-back) or low (1-back) demand condition, whereas OMM did not affect WM performance. A replication of the 2-back condition only (Experiment 2) showed no meditation effect, but a replication of the 3-back condition only (Experiment 3) produced a similar pattern as the 2-back condition in Experiment 1, with FAM promoting performance compared with OMM and the control condition. Taken together, these findings suggest that the single-bout FAM does promote WM performance but only if the capacity demands are neither too high nor too low.

Keywords

Single-bout; focused attention meditation; open monitoring meditation; working memory; *N*-back task; metacontrol state

Received: 4 February 2021; revised: 4 February 2021; accepted: 5 February 2021

Introduction

Meditation is a mental activity affecting mindfulness and awareness, which in numerous studies has been shown to have significant effects on various attentional processes (van den Hurk et al., 2010), emotional regulation (Tang et al., 2015), executive functions (Colzato et al., 2016; Colzato, Sellaro, Samara, Baas, & Hommel, 2015), working memory (WM) capacity (Jha et al., 2010; Mrazek et al., 2013; Quach, 2014; Vugt & Jha, 2011), response inhibition (Colzato, Sellaro, Samara, & Hommel, 2015; Gallant, 2016), cognitive flexibility (Moore & Malinowski, 2009), creativity performance (Colzato, Szapora, Lippelt, & Hommel, 2017), sequence learning (Immink et al., 2017), and self-awareness (Tang et al., 2015), both in experienced practitioners and novices (Basso et al., 2019).

Meditation types

Different kinds of meditation have been used in various studies, and they are likely to induce different kinds of effects (Lutz et al., 2008). Currently, the most researched and theoretically best understood types of meditation (Colzato et al., 2012; Lippelt et al., 2014) are focused-attention meditation (FAM) and open-monitoring meditation (OMM). Usually, FAM is the starting point for any novice meditator (Lutz et al., 2008; Vago & Silbersweig,

[1]Key Laboratory of Personality and Cognition, Faculty of Psychological Science, Southwest University, Chongqing, China
[2]Institute for Psychological Research & Leiden Institute for Brain and Cognition, Leiden University, Leiden, The Netherlands
[3]Department of Psychology, Shandong Normal University, Jinan, China

Corresponding authors:
Ke Ma, Key Laboratory of Personality and Cognition, Faculty of Psychological Science, Southwest University, Beibei, Chongqing 400715, China.
Email: psyke1@swu.edu.cn

Bernhard Hommel, Institute for Psychological Research & Leiden Institute for Brain and Cognition, Leiden University, Wassenaarseweg 24, 2333AK Leiden, The Netherlands.
Email: bh@bhommel.onmicrosoft.com

2012). During FAM, the meditator is required to focus attention on a chosen event, such as breathing. To maintain this focus, the meditator has to constantly monitor the concentration on the chosen event, to avoid or ignore distraction, and bring back attention to breathing once the focus is lost (Tops et al., 2014). During OMM, the focus of the meditation becomes the monitoring of awareness itself (Lutz et al., 2008; Vago & Silbersweig, 2012). In contrast to FAM, there is no specific event in the internal or external environment that the meditator has to focus on; the aim is rather to stay in the monitoring and consciousness state, broaden attentive monitoring to any experience, and notice what is going on in one's mind, without thinking or selective attention.

Meditation and cognitive control

Pioneering studies that looked into the impact of meditation on cognition investigated meditation practitioners with substantial experience in meditating (e.g., Colzato et al., 2012). As correlational designs of this sort make it difficult to disentangle effects of the actual meditation process and of the traits of the individual who has chosen to meditate, other studies have investigated originally naïve participants after having been randomly assigned to a meditation-practice group or a control group. The results were comparable (for overviews, see Lebuda et al., 2016; Lippelt et al., 2014), suggesting that the causal factor is indeed the practice of meditation. However, even though practice-based studies effectively address the problem of self-selection, they leave open whether the obtained effects are due to structural trait-like changes that the extended or longer termed meditation training induces or due to the state that engaging in single-bout meditation instruction establishes. Studies looking into this issue by directly comparing experienced meditators with naïve participants without any meditation training found no differences between these two groups. For instance, Colzato, Szapora, Lippelt, and Hommel (2017) compared practitioners with experience in OMM and FAM of 3.3 years on average with entirely naïve participants in two creativity tasks. Practitioners and novices received the same 20-min single-bout FAM or OMM instruction presented by a professional meditation instructor before carrying out the two tasks. While there were some indications that the practitioners tended to follow a different strategy in one of the creativity tasks, the overall outcome (improved divergent thinking through OMM) showed no differences between practitioners and novices, demonstrating that a one-time 20-min instruction is sufficient to induce a state that affects cognitive processing.

Further direct comparisons are lacking, but there is converging evidence that practitioners and novices are equally affected by single-bout meditation instructions. For instance, FAM has been shown to increase conflict monitoring and top-down control adjustments in response-conflict tasks in both longer term meditation-trained participants (Tang et al., 2007) and naïve participants presented with single-bout 17-min audio recordings of FAM and OMM instructions (developed by Baas et al., 2014). Along the same lines, OMM was found to improve the integration of successive visual stimuli in both longer term meditation-trained participants (Slagter et al., 2007) and naïve participants after listening to single-bout 17-min audio recordings (Colzato, Sellaro, Samara, Baas, & Hommel, 2015). These and other observations have led Hommel and Colzato (2017a, 2017b) to assume that single-bout meditation instructions effectively bias the cognitive control states of individuals. More specifically, because FAM typically calls for sustaining selective attention (Lutz et al., 2015), it is likely to improve the meditator's performance in tasks that require persistence and cognitive focus, such as needed for increasing top-down cognitive control (Colzato et al., 2016; Colzato, Sellaro, Samara, & Hommel, 2015; Tang et al., 2007). OMM in turn involves the attentive monitoring of any kind of experience without any particular focus, which can be assumed to bias the cognitive system towards flexibility, as needed in divergent thinking tasks (Colzato, Szapora, Lippelt, & Hommel, 2017) or the integration of movement sequences (Immink et al., 2017), so that performance in flexibility-heavy tasks should benefit.

Meditation and WM

WM is assumed to be a capacity-limited cognitive system that can (help to) temporarily store and manipulate information for processing (Baddeley, 1992). The *N*-back task, introduced by Kirchner (1958), is a widely used experimental paradigm for assessing WM performance (Perrig, 2010). The task involves multiple processes, such as encoding online stimuli, sustained monitoring, and updating, as well as matching the current stimuli to one shown before in the stimulus sequence (Colzato et al., 2013; Owen et al., 2005; Verhaeghen & Basak, 2005). In its most typical version, the participant is asked to monitor the identity of a series of stimuli, and to decide whether the current stimulus is the same as or different from the one presented *N* trials previously. In our present task version, *N* was preset to be as 1, 2, or 3, the idea being that a larger *N* is associated with higher WM demands (Kane et al., 2007).

Of particular interest for our present study, evidence indicated a connection between longer term meditation training and WM (Mrazek et al., 2013; Quach, 2014; Vugt & Jha, 2011), but only few studies investigated the relationship between longer term meditation training (no single-bout meditation instruction studies yet) and *N*-back task performance and they failed to provide a clear picture. In Basso et al. (2019), nonexperienced meditators participated in daily 13-min audio-guided meditation sessions (using what was called Journey Meditation) for a total duration of 8 weeks, while members of a control group listened to a neutral

podcast. Compared with the control group, meditation enhanced *N*-back task performance, especially in accuracy, for all WM loads. However, the meditation training group showed very poor performance in the pre-measure, so that the finding might reflect regression to the mean rather than meditation training-produced enhancement. Another study (Goodrich et al., 2015) used mindfulness meditation training to improve *N*-back task performance. No significant improvement was found but given that the sample comprised no more than seven participants, this may be due to power issues. Yet another study (Zeidan et al., 2010) showed a positive effect of meditation on 2-back task performance. Practice in mindfulness meditation (Shamatha) training was used for the experimental group while the control group listened to an audio book for the same number of sessions. There was no effect for accuracy and reaction time (RT), but a significant group by session interaction for hit rates—which were increased in the meditation group. However, this study did not assess 1-back and 3-back conditions, so that the evidence remains very limited and unsystematic.

Aim and hypothesis of this study

The theoretical aim of the study was twofold: First, we were interested to study the impact of single presentations of meditation instructions (as in the studies of Colzato, Sellaro, Samara, Baas, & Hommel, 2015; Colzato, Szapora, Lippelt, & Hommel, 2017 and others) on *N*-back performance in a reasonably powered sample with a broader range of conditions: 1-, 2-, and 3-back in particular. Like previous studies, we investigated naïve participants without meditation training. However, in contrast to previous studies, we did not have participants undergo any meditation training but exposed them to only one single bout of meditation, just like in the studies of Baas et al. (2014), Colzato, Szapora, Lippelt, and Hommel (2017), and others. For consistency reasons, we did so by presenting participants (all Chinese) with audio recordings of the translation of the original recordings of Baas et al. (2014) from Dutch into Chinese. Our reason to use only single bouts of meditation was that this would allow us to separate pure state effects induced by the single-bout meditation instruction from more skill-related (trait-like) effects that are likely to emerge through extended practice or longer term training.

Second, we were interested to use the rather transparent FAM and OMM (in contrast to other, often ill-defined techniques), and see whether they impact performance differently. As indicated above, these two kinds of longer term meditation training differ in style and a number of previous studies have indeed demonstrated that they affect cognitive performance in different ways (e.g., Tsai & Chou, 2016). As suggested by Hommel and Colzato (2017a), single-bout FAM and OMM instructions are likely to establish different kinds of biases of cognitive control states, which is likely to produce different kinds of effects.

However, while these theoretical considerations suggest that FAM and OMM may affect *N*-back performance in different ways, the direction of this prediction is less obvious. This is because the *N*-back relies on both processes that are likely to benefit from persistence, like the maintenance of the reference item and the sustained monitoring, and processes that are likely to benefit from flexibility, like the repeated updating of WM (Miyake et al., 2000). Given that it is difficult to predict whether the former or the latter are affected by meditation, we were not committed to a particular direction of the effect. We thus entertained two hypotheses, the first being that (even single bouts of) FAM improves *N*-back task performance more than (single bouts of) OMM, because with a more top-down and persistence mental state, participants can keep their sustained attention on the series of stimuli, thus benefiting when comparing the current with previous stimuli. Alternatively, OMM may improve *N*-back task performance more than FAM, because with a less top-down and flexible mental state, participants can more easily update their WM, thus they benefit. We also considered it possible that these effects show up only, or at least more strongly with higher load, as suitable strategies should become more important as capacity becomes sparse.

Experiment 1

Participants

Ninety-six participants, all of them students from Southwest University in China, were recruited; 32 participants (*M* age = 20.78, age range = 18–23, *SD* = 1.36, four males) underwent FAM, and another 32 participants (*M* age = 21.94, age range = 19–25, *SD* = 1.78, nine males) underwent OMM, whereas the remaining 32 participants (*M* age = 21.50, age range = 17–25, *SD* = 1.72, nine males) were assigned to the control condition.

All participants had normal or corrected to-normal vision, were naive with regard to the hypotheses of the experiment, and received payment for their participation. Participants gave their informed consent before the study, which was conducted in accordance with the ethical standards of the Declaration of Helsinki and with the ethical guidelines of the local human research ethics committee at Southwest University. The methods were carried out in accordance with the relevant guidelines and regulations approved by the Research Ethical Committee of Southwest University (Chongqing, China).

Meditation

Two single-bout meditation instruction types, FAM and OMM, were used in this study. The meditation audios

were almost the same as in previous studies (Colzato, Szapora, Lippelt, & Hommel, 2017), but with two modifications: First, the included verbal instructions were translated from Dutch into Chinese, and second, the time length of each audio was shortened to 11 min, as some redundant introductory and explanatory content was excluded. This length of meditation is in accordance with other brief meditation practices that have been proven effective (Basso et al., 2019).

During FAM, the participant was guided to focus on his or her breathing, the instructor verbally guided the participant by asking him or her to direct attention to their breathing and to redirect attention when mind wandering. During OMM, the participant was guided to follow and be aware of his or her breath, then broaden attention more and more, monitoring but without selecting, and keep awareness of the consciousness.

To qualify the kind of possible differences between the meditation types, we also added a control group in which participants did not engage in any meditation. They performed the identical pre- and post-*N*-back tasks but were asked to relax (sit around doing nothing) for a time interval corresponding to the duration of the single-bout meditation instruction (Colzato et al., 2016; Colzato, Sellaro, Samara, Baas, & Hommel, 2015)

N-*back task*

The *N*-back tasks used in Experiment 1 were adopted from a previous study (Colzato et al., 2013). Responses were made by pressing the "f" key and the "j" key of the QWERTY computer keyboard with the left and right index finger, respectively. Stimulus presentation and data collection were controlled using the E-Prime 1.0 software. A stream of single visual numbers (from 0 to 9) was presented, with stimulus–onset asynchrony as 2,000 ms and duration of presentation as 1,000 ms. Participants used the two responses to identify targets (presented in 33% of the trials) and nontargets, respectively. Half of the participants pressed the f-key in response to a target and the j-key in response to a nontarget; the other half of the participants received the opposite mapping. Target definition differed with respect to the experimental condition. In the 1-back condition, targets were defined as stimuli within the sequence that were identical to the immediately preceding one. In the 2-back condition, participants had to respond if the presented letter matched the one that was presented two trials before. In the 3-back condition, participants had to respond if the presented letter matched the one that was presented three trials before.

Each condition consisted of nine practice trials followed by two blocks of 30 stimuli each, and the sequence of conditions was fully counterbalanced. Stimulus presentation was pseudo-randomised to avoid the occurrence of lure trials, for example, nontarget letters that match a recent letter in the sequence but not the letter in the *N*-back position (see Kane et al., 2007).

Procedure

All participants were tested individually. Upon arrival, participants underwent the pre-measurement of the *N*-back task, in which the sequence of 1-back, 2-back, and 3-back tasks was completely balanced. Then they were to sit and do nothing or put on the headset and listen to the single-bout meditation instruction audio, either FAM or OMM, for about 11 min. After that, participants carried out the other three *N*-back tasks, also with the sequence balanced.

Statistical analysis

A significance level of $p < .05$ was adopted for all statistical tests. Given that the two considered hypotheses imply effects going into opposite directions, all direct tests of meditation-group effects were two-tailed.

For the *N*-back task, repeated-measures $2 \times 3 \times 3$ analyses of variance (ANOVAs) with session (pre- vs. posttest) and load (1-back vs. 2-back vs. 3-back) as within-subjects factors, and meditation type (FAM vs. OMM vs. control) as between-subject factor, were carried out on RTs from valid trials as well as the sensitivity index d' (Swets et al., 1961) was calculated for all 18 conditions separately (Haatveit et al., 2010). Especially for sensitivity index d' computing, ceiling hit and floor false alarm rates were adjusted using the formulas $1 - 1/(2n)$ for 100% hit rates, and $1/(2n)$ for zero false alarm rates, where n was the number of total hits or false alarms (Colzato et al., 2013; Macmillan & Creelman, 1991). As the sensitivity index d' represents accuracy according to the signal detection approach, we will not report the raw accuracy results.

Sensitivity index d′ *results*

The analysis of pretest performance did not show any significant pre-experimental difference between the three meditation type groups, $p = .959$, in repeated-measures 3×3 ANOVAs with load (1-back vs. 2-back vs. 3-back) as within-subjects factors, and meditation type (FAM vs. OMM vs. control) as between-subject factor. The planned $2 \times 3 \times 3$ repeated measures ANOVA produced significant main effects of session, $F(1, 93) = 86.66$, $p < .001$, $\eta_p^2 = 0.48$, indicating an increase of d' from the pretest ($M = 2.43$, $SE = 0.06$) to the posttest ($M = 2.78$, $SE = 0.06$); and load, $F(2, 186) = 214.82$, $p < .001$, $\eta_p^2 = 0.70$, indicating a decrease of d' with increasing load—as one would expect. Least significant difference (LSD) Post hoc revealed a significant difference between 1-back ($M = 3.47$, $SE = 0.05$) and 2-back ($M = 2.60$, $SE = 0.08$), with M difference $= 0.88$, $p < .001$; 1- and 3-back ($M = 1.74$, $SE = .09$),

Table 1. Mean sensitivity index *d′*, reaction times (in ms), and standard deviation (in parentheses) for single-bout FAM, OMM instructions, and control group as a function of load (1-back, 2-back, and 3-back task) and session (pre and post) in Experiment 1.

Meditation type	Focused-attention meditation		Open-monitoring meditation		Control	
Session	Pre	Post	Pre	Post	Pre	Post
1-back						
Sensitivity index *d′*	3.46 (0.55)	3.49 (0.58)	3.51 (0.51)	3.61 (0.67)	3.26 (0.58)	3.51 (0.62)
Reaction time	582.46 (86.17)	551.08 (87.43)	572.12 (83.20)	530.68 (84.97)	562.18 (79.79)	548.02 (84.69)
2-back						
Sensitivity index *d′*	2.32 (0.72)	3.10 (0.72)	2.47 (0.81)	2.65 (0.71)	2.34 (0.93)	2.70 (0.99)
Reaction time	738.89 (132.34)	662.73 (146.45)	694.42 (129.54)	618.31 (109.91)	686.50 (137.03)	617.79 (127.51)
3-back						
Sensitivity index *d′*	1.56 (0.86)	2.10 (0.86)	1.27 (1.05)	1.85 (1.05)	1.63 (0.90)	2.03 (0.99)
Reaction time	813.71 (179.02)	756.99 (200.75)	723.62 (168.77)	656.52 (134.15)	711.84 (144.61)	651.63 (128.23)

FAM: focused-attention meditation; OMM: open-monitoring meditation.

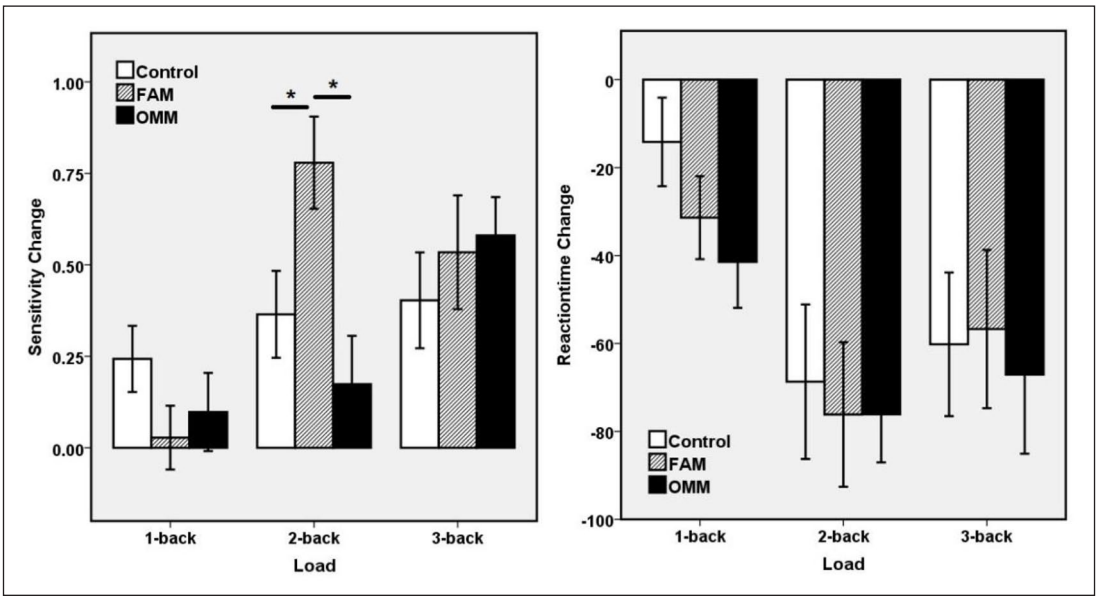

Figure 1. Data in presession were subtracted from the postsession. Sensitivity index *d′* change, and reaction time (ms) change as a function of load (1-back vs. 2-back vs. 3-back), and single-bout meditation instruction type (FAM, OMM, and control) in Experiment 1. All error bars represent ±1 standard error.

with M difference = 1.73, $p < .001$; also 2- and 3-back, with M difference = .86, $p < .001$.

Session interacted with load, $F(2, 186) = 8.62$, $p < .001$, $\eta_p^2 = 0.09$, and this interaction was further modified by a three-way interaction of session, load, and meditation, $F(4, 186) = 3.28$, $p = .013$, $\eta_p^2 = 0.07$. No other significant effect was found, with Fs < 1.58, ps > .21. The means for all conditions are presented in Table 1 and Figure 1.

The three-way interaction was further analysed by subtracting *d′* in the pretest from *d′* in the posttest, and to use the resulting *d′* change value as input for univariate analyses with group/meditation type as the fixed factor, separately for each load condition. Fisher's LSD was used for post hoc multiple comparisons tests. No significant group effect was found for 1- and 3-back conditions, ps > .26. However, the group effect was significant for the 2-back

condition, $F(2, 93)=6.11$, $p=.003$, $\eta_p^2 = 0.12$: d' change value was significantly higher in the FAM group than in the OMM group (M difference=0.61, SE=0.18, p=.001) and significantly higher in the FAM than in the control group (M difference=0.42, SE=0.18, p=.021), with no difference between OMM and the control group, p=.289.

RT results

The analysis of pretest performance did not show any significant pre-experimental difference between the three meditation type groups, p=.086. The planned 2×3×3 repeated measures ANOVA produced significant main effects of session, $F(1, 93)=89.16$, $p<.001$, $\eta_p^2 = 0.49$, indicating a reduction of RT from the pretest (M=676.20, SE=11.32) to the posttest (M=621.53, SE=10.98); and load, $F(2, 186)=111.32$, $p<.001$, $\eta_p^2 = 0.55$, indicating the expected increase of RT with increasing load. LSD post hoc tests revealed significant difference between the 1-back (M=557.76, SE=8.12) and 2-back conditions (M=669.78, SE=12.62), with M difference=112.02, $p<.001$; between the 1- and 3-back conditions (M=719.05, SE=15.68), with M difference=161.29, $p<.001$, and between the 2- and 3-back conditions (M difference=49.27, $p<.001$).

Session interacted with load, $F(2, 186)=9.51$, $p<.001$, $\eta_p^2 = 0.09$. Two-tailed paired t-tests were used to compare pre- and posttest performance separately for each load, showing that the session effect was significant for all three conditions: for the 1-back condition, $t(95)=4.98$, $p<.001$, d=0.35; the 2-back condition, $t(95)=8.45$, $p<.001$, d=0.56; and the 3-back condition, $t(95)=6.14$, $p<.001$, d=0.37. We also found a significant interaction effect between meditation and load, $F(4, 186)=3.45$, p=.010, $\eta_p^2 = 0.07$. The interaction indicates that the load effect was more pronounced in the FAM group than in the other two groups. However, given that this effect was already present before the manipulation, we consider that a characteristic of the particular sample without a particular theoretical implication. No other significant effect was found, Fs<2.7, ps>.07. The detailed RT information for all conditions is presented in Table 1 and Figure 1.

Post hoc power analysis

As we chose our sample size to fit with previous studies but without a formal power analysis, we checked whether our sample was sufficiently large. According to G*Power (Faul et al., 2009), the above sample sizes (32 participants for each of three single-bout meditation groups) allowed for the detection of effect sizes (for the d' results, meditation/group effect η_p^2 (Cohen, 1988) of.12 for the pre and post difference in the 2-back condition) and the power for interactions was approximately .90. Accordingly, we consider the size of our sample sufficient to detect the sought-for differences.

Discussion

We found a significant effect of meditation on 2-back task performance for the sensitivity index d' (but not for RTs). Specifically, d' change was significantly increased in the FAM group, but only in the 2-back condition. While the kind and direction of the meditation effect makes theoretical sense, it remains unclear why such an effect might be specific to the 2-back task. Given the rather trivial character of the 1-back condition, which amounts to the absence of any real WM demand, it is easy to see why an effect that is assumed to target WM performance needs some more contribution of WM to show up—as in the 2-back condition. On one hand, this line of thinking would suggest that the effect is even stronger in the 3-back condition, which was clearly not the case. On the other hand, however, the fact that we varied WM demands within participants and that we did so in different sequences might have rendered the 3-back too challenging to leave operates in space for possible meditation-induced improvements. We tested this possibility by manipulating WM demands between participants in Experiments 2 (2-back condition) and 3 (3-back condition).

Experiment 2

Participants

Another 96 participants from Southwest University, all of them Chinese students, were tested; 32 participants (M age=19.75, age range=17–23, SD=1.54, four males) underwent FAM, and another 32 participants (M age=19.87, age range=17–22, SD=1.41, five males) underwent OMM, whereas the remaining 32 participants (M age=19.66, age range=17–23, SD=1.52, 10 males) were assigned to the control condition. This sample size was determined based on the power analysis run in Experiment 1.

Design and procedure

Design and procedure are almost the same as in Experiment 1, except that only the 2-back task was administered. Results were analysed by means of repeated-measures 2×3 ANOVAs with session (pre- vs. posttest) as within-participant factors, and meditation type (FAM vs. OMM vs. control) as between-participant factor.

Sensitivity index d′ results

The analysis of pretest performance did not show any significant pre-experimental difference between the three meditation type groups, p=.757, in a univariate ANOVA with meditation type (FAM vs. OMM vs. control) as between-participant factor.

The 2×3 ANOVA produced a significant main effect of session, $F(1, 93)=54.14$, $p<.001$, $\eta_p^2 = 0.37$,

Table 2. Mean sensitivity index *d′*, reaction times (in ms), and standard deviation (in parentheses) for single-bout FAM, OMM instructions, and control group as a function of session (pre and post) for the 2-back task in Experiment 2.

Meditation type	Focused attention meditation		Open monitoring meditation		Control	
Session	Pre	Post	Pre	Post	Pre	Post
2-back						
Sensitivity index *d′*	2.50 (0.79)	3.08 (0.71)	2.45 (0.62)	3.02 (0.80)	2.37 (0.76)	2.95 (0.73)
Reaction time	761.36 (157.27)	679.58 (134.11)	753.61 (120.86)	691.22 (105.75)	757.86 (114.26)	709.97 (139.74)

FAM: focused-attention meditation; OMM: open-monitoring meditation.

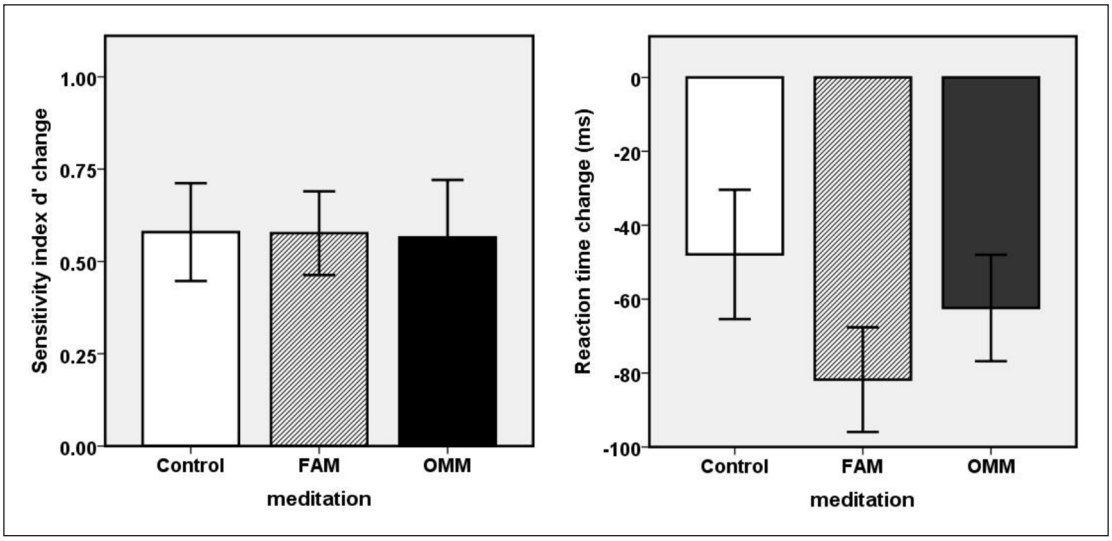

Figure 2. Data in presession was subtracted from postsession. Sensitivity index *d′* change and reaction time (ms) change as a function of single-bout meditation instruction types (FAM, OMM, and control) for the 2-back task in Experiment 2. All error bars represent ±1 standard error.

indicating an increase of *d′* from the pretest (M=2.44, SE=0.07) to the posttest (M=3.01, SE=0.08). No other significant effect was found, with Fs < 0.37, ps > .69. The detailed *d′* information for all conditions is presented in Table 2 and Figure 2.

RT results

The analysis of pretest performance did not show any significant pre-experimental difference between the three meditation type groups, p=.973, in a univariate ANOVA with meditation type (FAM vs. OMM vs. control) as between-participant factor.

The 2×3 ANOVA produced a significant main effect of session, $F(1, 93)=51.64$, $p<.001$, $\eta_p^2 = 0.36$, indicating a decrease of RT from the pretest (M=757.61, SE=13.49) to the posttest (M=693.59, SE=13.00). No other significant effect was found, with Fs < 1.22, ps > .30. The detailed RT information for all conditions is presented in Table 2 and Figure 2.

Experiment 3

Participants

Another 96 participants from Southwest University, all of them Chinese students, were tested; 32 participants (M age=19.84, age range=18–23, SD=1.44, five males) underwent FAM, and another 32 participants (M age=20.84, age range=18–25, SD=2.30, four males) underwent OMM, whereas the remaining 32 participants (M age=20.09, age range=18–23, SD=0.98, four males) were assigned to the control condition. This sample size was determined based on the power analysis run in Experiment 1.

Design and procedure

Design, procedure, and statistical analyses were as in Experiment 2, except that all participants carried out the 3-back task only.

Table 3. Mean sensitivity index *d′*, reaction times (in ms), and standard deviation (in parentheses) for single-bout FAM, OMM instructions, and control group as a function of session (pre and post) for the 3-back task in Experiment 3.

Meditation type	Focused attention meditation		Open monitoring meditation		Control	
Session	Pre	Post	Pre	Post	Pre	Post
3-back						
Sensitivity index *d′*	1.32 (0.78)	1.96 (1.08)	1.49 (0.82)	1.72 (0.94)	1.15 (0.72)	1.48 (0.89)
Reaction time	797.92 (142.83)	766.12 (125.00)	767.78 (169.77)	734.59 (167.64)	777.08 (157.07)	749.41 (165.95)

FAM: focused-attention meditation; OMM: open-monitoring meditation.

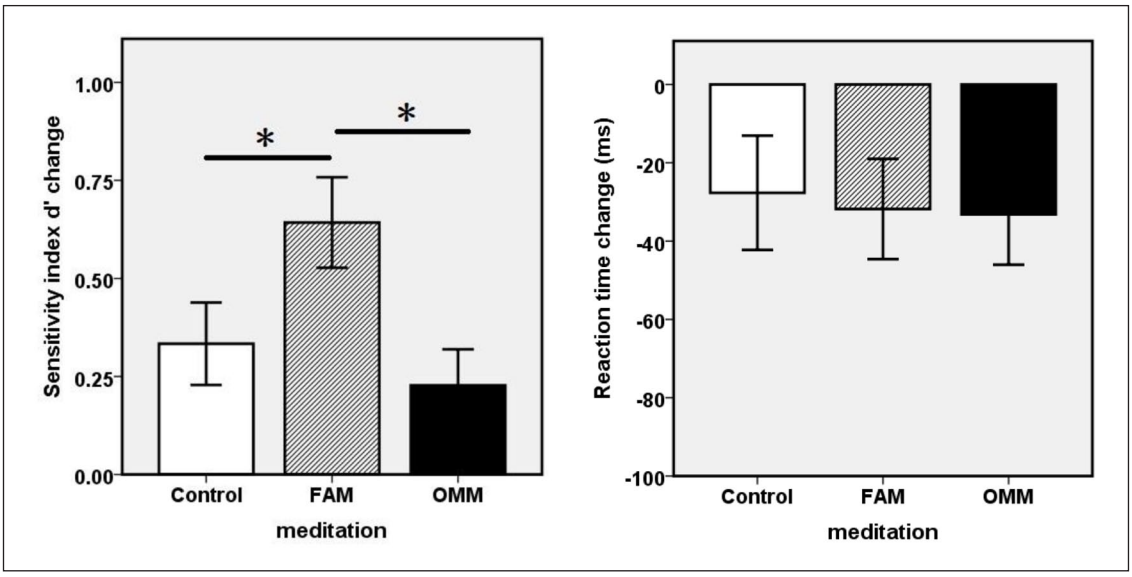

Figure 3. Data in presession was subtracted from postsession. Sensitivity index *d′* change and reaction time (ms) change as a function of single-bout meditation instruction types (FAM, OMM, and control) for only 3-back task in Experiment 3. All error bars represent ±1 standard error.

Sensitivity index d′ *results*

The analysis of pretest performance did not show any significant pre-experimental difference between the three meditation type groups, $p=.210$, in a univariate ANOVA with meditation type (FAM vs. OMM vs. control) as between-participant factor.

The ANOVA produced a significant main effect of session, $F(1, 93)=44.10$, $p<.001$, $\eta_p^2=0.32$, indicating an increase of *d′* from the pretest ($M=1.32$, $SE=0.08$) to the posttest ($M=1.72$, $SE=0.10$), and a significant interaction between session and meditation type, $F(2, 93)=4.25$, $p=.017$, $\eta_p^2=0.08$. The meditation type effect was not significant, $p=.23$. The detailed *d′* information for all conditions is presented in Table 3 and Figure 3.

We again subtracted *d′* in the pretest from *d′* in the posttest, and used the resulting *d′* change value as input for univariate analyses, with meditation type as the fixed factor. Fisher's LSD was used for post hoc multiple comparisons tests. The meditation group effect was found to be significant: *d′* change value was significantly higher in the FAM group than in the OMM group (*M* difference=0.42, $SE=0.15$, $p=.006$) and significantly higher than in the control group (*M* difference=0.31, $SE=.15$, $p=.039$), whereas there was no difference between the control and OMM groups, $p=.475$.

RT results

The analysis of pretest performance did not show any significant pre-experimental difference between the three meditation type groups, $p=.735$, in a univariate ANOVA with meditation type (FAM vs. OMM vs. control) as between-participant factor.

The ANOVA produced a significant main effect of session, $F(1, 93)=15.85$, $p<.001$, $\eta_p^2=0.15$, indicating a decrease of RT from the pretest ($M=770.92$, $SE=16.02$) to the posttest ($M=750.04$, $SE=15.73$). No other significant

effect was found, with Fs < 0.35, ps $> .71$. The detailed RT information for all conditions is presented in Table 3 and Figure 3.

Discussion

When tested in separate groups, the 2-back condition (tested in Experiment 2) showed no meditation effect, whereas the 3-back condition (tested in Experiment 3) produced the same outcome pattern as observed for the 2-back condition in Experiment 1. On one hand, these outcomes suggest that FAM has the potential to facilitate WM performance in an *N*-back task. On the other hand, however, the particular condition in which such effects can be found seems to depend on the task context.

General discussion

The aim of the present experiment was to investigate whether WM performance as assessed by an *N*-back task can be affected by single-bout meditation instruction in general and, if so, whether FAM and OMM affect this performance in different ways. We obtained sizable load effects that confirm that our task version worked as expected. Regarding our first aim, sensitivity index showed an impact of single-bout meditation instruction on WM performance in some of the load conditions. This finding is consistent with previous studies (Zeidan et al., 2010) and shows that even unpracticed single-session meditation in novices is able to impact WM. This in turn is consistent with the idea that meditation establishes mental/neural states that modulate cognitive processes (Hommel & Colzato, 2017a).

With regard to our second aim, the findings indicate systematically different effects of single-bout FAM and OMM instruction on *N*-back performance, as Experiments 1 and 3 indicate. In the conditions where such effects can be found, their overall patterns are very similar. For one, they show up in the sensitivity index d' but not in RTs—which indeed turned out to be not particularly diagnostic or reliable in other *N*-back studies as well (Redick & Lindsey, 2013; Zeidan et al., 2010). For another, the two meditation types clearly differed in their impact, as all significant effects were restricted to FAM, which improved WM performance, whereas OMM had no effect, which is consistent with our theoretical expectations. As discussed in the "Introduction", these meditation types are thought to establish different metacontrol states with different, presumably opposite characteristics, with FAM instruction establishing a state that increases top-down control, focus, and maintenance; and OMM instruction establishing a state that reduces top-down control, broadens the focus, and prepares for change (Colzato et al., 2016; Colzato & Hommel, 2017; Colzato, Sellaro, Samara, Baas, & Hommel, 2015; Colzato, Sellaro, Samara, & Hommel, 2015; Hommel, 2015; Lippelt et al., 2014).

From a metacontrol perspective, finding FAM to promote WM performance suggests that the meditation instruction supported WM processes related to persistence, that is, to selectivity and goal-directedness (Hommel & Colzato, 2017a, 2017b). Given that *N*-back tasks arguably comprise both processes related to persistence and processes related to flexibility, we had no theoretical reasons to predict whether the former would be more or less sensitive to meditation interventions than the latter, which is why we also considered the opposite outcome. Such an opposite outcome would have indicated that the flexibility-related aspects of the task, such as switching, updating, were more sensitive to meditation, whereas our actual results suggest that aspects related to maintenance, stability, and persistence are more sensitive. What remains is the question why such an effect only showed up in the 2-back task in Experiment 1 and the 3-back task in Experiment 3. Given the negligible demands of the 1-back condition on WM, the finding of a stronger effect in the 2-back condition of Experiment 1 is unsurprising and makes theoretical sense. The difference between both 2-back and 3-back conditions of Experiment 1 is more interesting, however. We can only speculate what this pattern may indicate, but it is possible that metacontrol-related manipulations like meditation can only operate within existing capacity. Indeed, Mekern et al. (2019) found evidence suggesting that individual metacontrol biases only show up under conditions in which the task is sufficiently easy to not overly tax the capacity limitations of the individual, but disappear as the task demands further increase. It may thus be that the within-participant manipulation of load in Experiment 1 was taxing participants to a degree that did not leave sufficient space for metacontrol states to exert measurable impact. Such a scenario would also fit our observation that performance in the 3-back task in Experiment 1 was very comparable across all three groups. Hence, performance in the 3-back condition of Experiment 1 may have suffered from the challenging task context, which is why the same condition did show an effect in Experiment 3, where this context was less complex and challenging.

The observation that single-bout FAM instruction had a positive effect on *N*-back performance is consistent with earlier studies showing benefits of more extended/longer term meditation training for WM tasks (Jha et al., 2017, 2019). However, given that longer term meditation training usually included both FAM and OMM training (e.g., Jha et al., 2019; Zeidan et al., 2010), it remained unclear which of the two is effective. Our present findings suggest that single-bout FAM instruction may be more effective than single-bout OMM instruction, for which we did not find a significant effect for all conditions in three experiments. For one, this might be a power issue. Note that the numerical pattern was as expected from the metacontrol hypothesis, with single-bout FAM increasing and single-bout OMM decreasing performance in d'. It may have been

the case that the single-bout FAM induction was easier (to understand) or worked better for other reasons, so that the single-bout OMM-induced decrease was weaker or more variable. If so, a larger sample would be expected to demonstrate a significant single-bout OMM effect. For another, or perhaps relatedly, OMM might need more practice to show measurable impact on *N*-back task performance. As one long-term meditation training study (Rooks et al., 2017) showed, greater engagement (i.e., practice time) in mindfulness training (some combination of FAM and OMM) predicted greater benefits in sustained attention. If so, one would expect more significant OMM effects with more extended/longer term training, but not single-bout instructions, and this may be even true for more demanding tasks like the higher N-back condition. Thus, more direct comparisons of meditation training and single-bout meditation would be an interesting future direction.

To the degree that single-bout meditation turns out to be a useful and effective method of intervention, it would be interesting to see whether other working-memory functions and tasks can be supported, especially in the elderly or populations suffering from long-time depression, anxiety (as mindfulness training studies suggest: Grossman et al., 2004), or addiction. Another interesting future direction would be the characterisation of the neural mechanism underlying effects of both single-bout meditation and longer term meditation training, given the different results in current work and some studies using longer term mindfulness meditation in which combined FAM and OMM training were used. Also, the neural mechanism underlying effects of single-bout FAM and OMM instruction may be investigated, given that they showed different effects in this study. Possible neural mechanism may derive from related studies. For example, metacontrol approach suggests a key role of prefrontal and striatal dopaminergic pathways (Hommel & Colzato, 2017b), including the prefrontal cortex (Zhang et al., 2020). Given that our *N*-back task is considered to tax working memory, this would fit the assumption that WM capacity and executive control functions rely on prefrontal cortex (cf., Kane & Engle, 2002) and observations that longer term meditation training has an impact on frontal and parietal networks (Ziegler et al., 2019). Future studies might thus more closely monitor single-bout meditation-induced activities and changes, especially in prefrontal cortex, and use dopaminergic manipulations to support, interfere with, or even mimic meditation-induced mental/neural states.

Acknowledgements

The authors thank Dr. Roberta Sellaro for her help in translating the meditation materials and advice on the *N*-back task; they also thank the editor and the reviewers for their valuable suggestions.

Author contributions

K.M. and N.D. developed the study concept; N.D. prepared the meditation materials; all authors contributed to the study design; data collection was performed by N.D; data analysis and manuscript drafting were performed by K.M.; and B.H. provided critical revisions. All authors approved the final version of the manuscript for submission.

Declaration of conflicting interests

The author(s) declared no potential conflicts of interest with respect to the research, authorship, and/or publication of this article.

Ethical standards

All procedures performed in this study were in accordance with the ethical standards of the ethics committee in Southwest University and with the 1964 Helsinki Declaration and its later amendments.

Funding

The author(s) disclosed receipt of the following financial support for the research, authorship, and/or publication of this article: This research was supported by the National Natural Science Foundation of China (31700942) and the Fundamental Research Funds for the Central Universities (SWU2009429) to K.M., and an Advanced Grant of the European Research Council (ERC-2015-AdG-694722) to B.H.

Informed consent

Informed consents were obtained from all participants included in this study.

ORCID iDs

Ke Ma https://orcid.org/0000-0001-8240-4786

Bernhard Hommel https://orcid.org/0000-0003-4731-5125

References

Baas, M., Nevicka, B., & Ten Velden, F. S. (2014). Specific mindfulness skills differentially predict creative performance. *Personality and Social Psychology Bulletin*, *40*, 1092–1106.

Baddeley, A. (1992). Working memory. *Science*, *255*, 556–559.

Basso, J. C., McHale, A., Ende, V., Oberlin, D. J., & Suzuki, W. A. (2019). Brief, daily meditation enhances attention, memory, mood, and emotional regulation in non-experienced meditators. *Behavioural Brain Research*, *356*, 208–220.

Cohen, J. (1988). *Statistical power analysis for the behavioral sciences* (2nd ed.). Lawrence Erlbaum.

Colzato, L. S., & Hommel, B. (2017). Meditation. In L. S. Colzato (Ed.), *Theory-driven approaches to cognitive enhancement* (pp. 225–237). Springer.

Colzato, L. S., Jongkees, B., Sellaro, R., & Hommel, B. (2013). Working memory reloaded: Tyrosine repletes updating in the N-back task. *Frontiers in Behavioral Neuroscience, 7*, Article 200.

Colzato, L. S., Ozturk, A., & Hommel, B. (2012). cg. *Frontiers in Psychology*, *3*, Article 116.

Colzato, L. S., Sellaro, R., Samara, I., Baas, M., & Hommel, B. (2015). Meditation-induced states predict attentional control over time. *Consciousness and Cognition*, *37*, 57–62.

Colzato, L. S., Sellaro, R., Samara, I., & Hommel, B. (2015). Meditation-induced cognitive-control states regulate response conflict adaptation: Evidence from trial-to-trial adjustments in the Simon task. *Consciousness and Cognition*, *35*, 110–114.

Colzato, L. S., Szapora, A., Lippelt, D., & Hommel, B. (2017). Prior meditation practice modulates performance and strategy use in convergent- and divergent-thinking problems. *Mindfulness*, *8*, 10–18.

Colzato, L. S., van der Wel, P., Sellaro, R., & Hommel, B. (2016). A single bout of meditation biases cognitive control but not attentional focusing: Evidence from the global-local task. *Consciousness and Cognition*, *39*, 1–7.

Faul, F., Erdfelder, E., Buchner, A., & Lang, A. G. (2009). Statistical power analyses using G*Power 3.1: Tests for correlation and regression analyses. *Behavior Research Methods*, *41*(4), 1149–1160.

Gallant, S. N. (2016). Mindfulness meditation practice and executive functioning: Breaking down the benefit. *Consciousness and Cognition*, *40*, 116–130.

Goodrich, E., Wahbeh, H., Mooney, A., Miller, M., & Oken, B. S. (2015). Teaching mindfulness meditation to adults with severe speech and physical impairments: An exploratory study. *Neuropsychological Rehabilitation*, *25*, 708–732.

Grossman, P., Niemann, L., Schmidt, S., & Walach, H. (2004). Mindfulness-based stress reduction and health benefits: A meta-analysis. *Journal of Psychosomatic Research*, *57*, 35–43.

Haatveit, B. C., Sundet, K., Hugdahl, K., Ueland, T., Melle, I., & Andreassen, O. A. (2010). The validity of d prime as a working memory index: Results from the "Bergen N-Back task." *Journal of Clinical and Experimental Neuropsychology*, *32*, 871–880.

Hommel, B. (2015). Between persistence and flexibility: The Yin and Yang of action control. In A. J. Elliot (Ed.), *Advances in motivation science* (*Vol. 2*, pp. 33–67). Elsevier.

Hommel, B., & Colzato, L. S. (2017a). Meditation and metacontrol. *Journal of Cognitive Enhancement*, *1*, 115–121.

Hommel, B., & Colzato, L. S. (2017b). The social transmission of metacontrol policies: Mechanisms underlying the interpersonal transfer of persistence and flexibility. *Neuroscience and Biobehavioral Reviews*, *81*, 43–58.

Immink, M. A., Colzato, L. S., Stolte, M., & Hommel, B. (2017). Sequence learning enhancement following single-session meditation is dependent on metacontrol mode and experienced effort. *Journal of Cognitive Enhancement*, *1*, 127–140.

Jha, A. P., Denkova, E., Zanesco, A. P., Witkin, J. E., Rooks, J., & Rogers, S. L. (2019). Does mindfulness training help working memory "work" better? *Current Opinion in Psychology*, *28*, 273–278.

Jha, A. P., Stanley, E. A., Kiyonaga, A., Wong, L., & Gelfand, L. (2010). Examining the protective effects of mindfulness training on working memory capacity and affective experience. *Emotion*, *10*, 54–64.

Jha, A. P., Witkin, J. E., Morrison, A. B., Rostrup, N., & Stanley, E. (2017). Short-form mindfulness training protects against working memory degradation over high-demand intervals. *Journal of Cognitive Enhancement*, *1*, 154–171.

Kane, M. J., Conway Andrew, R. A., Miura Timothy, K., & Colflesh Gregory, J. H. (2007). Working memory, attention control, and the N-Back task: A question of construct validity. *Journal of Experimental Psychology Learning Memory & Cognition*, *33*, 615–622.

Kane, M. J., & Engle, R. W. (2002). The role of prefrontal cortex in working-memory capacity, executive attention, and general fluid intelligence: An individual-differences perspective. *Psychonomic Bulletin & Review*, *9*, 637–671.

Kirchner, W. K. (1958). Age differences in short-term retention of rapidly changing information. *Journal of Experimental Psychology*, *55*, 352–358.

Lebuda, I., Zabelina, D. L., & Karwowski, M. (2016). Mind full of ideas: A meta-analysis of the mindfulness-creativity link. *Personality and Individual Differences*, *93*, 22–26.

Lippelt, D. P., Hommel, B., & Colzato, L. S. (2014). Focused attention, open monitoring and loving kindness meditation: Effects on attention, conflict monitoring, and creativity—A review. *Frontiers in Psychology, 5*, Article 1083.

Lutz, A., Jha, A. P., Dunne, J. D., & Saron, C. D. (2015). Investigating the phenomenological and neurocognitive matrix of mindfulness-related practices. *American Psychologist*, *70*, 632–658.

Lutz, A., Slagter, H. A., Dunne, J. D., & Davidson, R. J. (2008). Attention regulation and monitoring in meditation. *Trends in Cognitive Sciences*, *12*, 163–169.

Macmillan, N. A., & Creelman, C. D. (1991). *Detection theory: A user's guide*. Cambridge University Press.

Mekern, V. N., Sjoerds, Z., & Hommel, B. (2019). How metacontrol biases and adaptivity impact performance in cognitive search tasks. *Cognition*, *182*, 251–259.

Miyake, A., Friedman, N. P., Emerson, M. J., Witzki, A. H., Howerter, A., & Wager, T. D. (2000). The unity and diversity of executive functions and their contributions to complex "frontal lobe" tasks: A latent variable analysis. *Cognitive Psychology*, *41*, 49–100.

Moore, A., & Malinowski, P. (2009). Meditation, mindfulness and cognitive flexibility. *Consciousness and Cognition*, *18*, 176–186.

Mrazek, M. D., Franklin, M. S., Tarchin, D., Baird, B., & Schooler, J. W. (2013). Mindfulness training improves working memory capacity and GRE performance while reducing mind wandering. *Psychological Science*, *24*, 776–781.

Owen, A. M., McMillan, K. M., Laird, A. R., & Bullmore, E. (2005). N-Back working memory paradigm: A meta-analysis of normative functional neuroimaging studies. *Human Brain Mapping*, *25*, 46–59.

Perrig, W. J. (2010). The concurrent validity of the N-Back task as a working memory measure. *Memory*, *18*, 394–412.

Quach, D. (2014). *Differential effects of sitting meditation and hatha yoga on working memory, stress, anxiety, and mindfulness among adolescents in a school setting* [Dissertations & theses]. Alliant International University.

Redick, T. S., & Lindsey, D. R. (2013). Complex span and n-back measures of working memory: A meta-analysis. *Psychonomic Bulletin & Review*, *20*, 1102–1113.

Rooks, J. D., Morrison, A. B., Goolsarran, M., Rogers, S. L., & Jha, A. P. (2017). "We are talking about practice": The influence of mindfulness vs. relaxation training on athletes' attention and well-being over high-demand intervals. *Journal of Cognitive Enhancement*, *1*, 141–153.

Slagter, H. A., Lutz, A., Greischar, L. L., Francis, A. D., Nieuwenhuis, S., Davis, J., & Davidson, R. J. (2007). Mental training affects distribution of limited brain resources. *PLOS Biology*, *5*(6), Article e138.

Swets, J. A., Tanner, W. P., Jr., & Birdsall, T. G. (1961). Decision processes in perception. *Psychological Review*, *68*, 301–340.

Tang, Y. Y., Hölzel, B. K., & Posner, M. I. (2015). The neuroscience of mindfulness meditation. *Nature Reviews Neuroscience*, *16*, 213–225.

Tang, Y. Y., Ma, Y., Wang, J., Fan, Y., Feng, S., Lu, Q., Yu, Q., Sui, D., Rothbart, M. K., Fan, M., & Posner, M. I. (2007). Short-term meditation training improves attention and self-regulation. *Proceedings of the National Academy of Sciences of the United States of America*, *104*, 17152–17156.

Tops, M., Boksem, M. A., Quirin, M., IJzerman, H., & Koole, S. L. (2014). Internally directed cognition and mindfulness: An integrative perspective derived from predictive and reactive control systems theory. *Frontiers in Psychology*, *5*, Article 429.

Tsai, M. H., & Chou, W. L. (2016). Attentional orienting and executive control are affected by different types of meditation practice. *Consciousness and Cognition*, *46*, 110–126.

Vago, D. R., & Silbersweig, D. A. (2012). Self-awareness, self-regulation, and self-transcendence (S-ART): A framework for understanding the neurobiological mechanisms of mindfulness. *Frontiers in Human Neuroscience, 6*, Article 296.

van den Hurk, P. A., Giommi, F., Gielen, S. C., Speckens, A. E., & Barendregt, H. P. (2010). Greater efficiency in attentional processing related to mindfulness meditation. *Quarterly Journal of Experimental Psychology*, *63*, 1168–1180.

Verhaeghen, P., & Basak, C. (2005). Ageing and switching of the focus of attention in working memory: Results from a modified N-Back task. *Quarterly Journal of Experimental Psychology Section A*, *58*, 134–154.

Vugt, M. K. V., & Jha, A. P. (2011). Investigating the impact of mindfulness meditation training on working memory: A mathematical modeling approach. *Cognitive Affective & Behavioral Neuroscience*, *11*, 344–353.

Zeidan, F., Johnson, S. K., Diamond, B. J., David, Z., & Goolkasian, P. (2010). Mindfulness meditation improves cognition: Evidence of brief mental training. *Consciousness and Cognition*, *19*, 597–605.

Zhang, W., Sjoerds, Z., & Hommel, B. (2020). Metacontrol of human creativity: The neurocognitive mechanisms of convergent and divergent thinking. *NeuroImage*, *210*, 116572.

Ziegler, D. A., Simon, A. J., Gallen, C. L., Skinner, S., Janowich, J. R., Volponi, J. J., Rolle, C. E., Mishra, J., Kornfield, J., Anguera, J. A., & Gazzaley, A. (2019). Closed-loop digital meditation improves sustained attention in young adults. *Nature Human Behaviour*, *3*, 746–757.