



Erratum: “The Carnegie Supernova Project. I. Third Photometry Data Release of Low-redshift Type Ia Supernovae and Other White Dwarf Explosions” (2017, AJ, 154, 211)

Kevin Krisciunas¹ , Carlos Contreras^{2,3}, Christopher R. Burns⁴ , M. M. Phillips² , Mario Hamuy⁵, Maximilian D. Stritzinger^{2,3} , Jorge Anais², Luis Boldt², Luis Busta² , Abdo Campillay², Sergio Castellón², Gastón Folatelli^{2,6}, Wendy L. Freedman^{4,7} , Consuelo González², Eric Y. Hsiao^{2,3,8}, Wojtek Krzeminski^{2,16}, Nidia Morrell², Sven Eric Persson⁴, Miguel Roth^{2,9}, Francisco Salgado^{2,10} , Jacqueline Serón^{2,11}, Nicholas B. Suntzeff¹ , Simón Torres^{2,12}, Alexei V. Filippenko¹³ , Weidong Li^{13,16}, Barry F. Madore^{4,14} , D. L. Depoy¹, Jennifer L. Marshall¹ , Jean-Philippe Rheault¹, and Steven Villanueva^{1,15}

¹ George P. and Cynthia Woods Mitchell Institute for Fundamental Physics and Astronomy, Department of Physics and Astronomy, Texas A&M University, College Station, TX 77843, USA; krisciunas@physics.tamu.edu

² Carnegie Observatories, Las Campanas Observatory, Casilla 601, La Serena, Chile

³ Department of Physics and Astronomy, Aarhus University, Ny Munkegade 120, DK-8000 Aarhus C, Denmark

⁴ Observatories of the Carnegie Institution for Science, 813 Santa Barbara St., Pasadena, CA 91101, USA

⁵ Departamento de Astronomía, Universidad de Chile, Casilla 36-D, Santiago, Chile

⁶ Facultad de Ciencias Astronómicas y Geofísicas, Universidad Nacional de La Plata, Instituto de Astrofísica de La Plata (IALP), CONICET, Paseo del Bosque S/N, B1900FWA La Plata, Argentina

⁷ Department of Astronomy and Astrophysics, University of Chicago, 5640 South Ellis Ave., Chicago, IL 60637, USA

⁸ Department of Physics, Florida State University, Tallahassee, FL 32306, USA

⁹ GMTO Corporation, Avenida Presidente Riesco 5335, Suite 501, Las Condes, Santiago, Chile

¹⁰ Leiden Observatory, Leiden University, PO Box 9513, NL-2300 RA Leiden, The Netherlands

¹¹ Cerro Tololo Inter-American Observatory, Casilla 603, La Serena, Chile

¹² SOAR Telescope, Casilla 603, La Serena, Chile

¹³ Department of Astronomy, University of California, Berkeley, CA 94720-3411, USA

¹⁴ Infrared Processing and Analysis Center, Caltech/Jet Propulsion Laboratory, Pasadena, CA 91125, USA

¹⁵ Department of Astronomy, Ohio State University, Columbus, OH 43210, USA

Received 2020 October 20; published 2020 November 26

Supporting material: machine-readable table

1. Minor Corrections

In Table 1 the declination of SN 2005ku should read $-00:00:49.3$. The arithmetical sign was wrong.

In Table 4 the i -band color term should be identically zero.

Revised versions of Tables 1 and 4 are given here in their entirety. In Table 4 note the two different values of the J -band color term for the duPont telescope. Only one was given in the original published version of this paper (Krisciunas et al. 2017a). This omission has already been noted in a published erratum (Krisciunas et al. 2017b).

2. Field Star Photometry of Our Supernovae

David Rubin, presently at the University of Hawaii, kindly pointed out a problem with Table 5 of our paper. Rubin compared PanSTARRS photometry of field stars with our photometry. He found no problems with the $g'r'i'$ data. Then he used nonlinear color transformations to compute (i.e., predict) V -band values and used nonlinear transformations and incorporated $u' - g'$ as an extra color to compute B -band values. There were no problems revealed in the preliminary BV photometry of field stars presented in CSP-I Data Release 2 (Stritzinger et al. 2011), but Rubin found systematic errors in our B - and V -band photometry presented in the third (and final) data release paper of CSP-I (Krisciunas et al. 2017a).

We have identified the cause of the problem. Recall that the procedure for our natural system photometry is:

- (1) Observe fields of standard stars at a range of air masses, and derive color terms and extinction coefficients.
- (2) Invert the color equations and transform the standard Sloan $u'g'r'i'$ photometry (Smith et al. 2002) and BV magnitudes (Landolt 1992) into CSP natural magnitudes.
- (3) Calibrate our local sequence stars relative to these natural magnitudes. Note that there are no color terms to deal with here, only extinction coefficients and nightly zero-points.
- (4) Calibrate supernova photometry relative to local sequences. Supernova photometry is therefore in the natural system of the telescope and camera.
- (5) Reapply the color terms to convert local sequence star photometry into the standard system for publication.

¹⁶ Deceased.



Table 1
General Properties of 134 Type Ia Supernovae

SN Name	SN α (2000)	SN δ (2000)	Host Galaxy	Morphology ^a	z_{helio} ^a	Discovery Reference	Discovery Individual/Group ^b
2004dt	02:02:12.77	-00:05:51.5	NGC 799	(R')SB(s)a	0.0197	IAUC 8386	LOSS
2004ef	22:42:10.02	+19:59:40.4	UGC 12158	Sb	0.0310	IAUC 8399	Boles/Armstrong
2004eo	20:32:54.19	+09:55:42.7	NGC 6928	SB(s)ab	0.0157	IAUC 8406	Itagaki
2004ey	21:49:07.81	+00:26:39.2	UGC 11816	SB(rs)c	0.0158	IAUC 8419	Tenagra II
2004gc	05:21:49.95	+06:40:33.7	ARP 327 NED04	...	0.0321	IAUC 8442	del Olmo/Tenagra II
2004gs	08:38:23.18	+17:37:39.8	MCG +03-22-020	S0?	0.0267	IAUC 8453	LOSS
2004gu	12:46:24.72	+11:56:56.1	FGC 175A	...	0.0459	IAUC 8454	ROTSE-III
2005A	02:30:43.25	-02:56:19.8	NGC 958	SB(rs)c	0.0191	IAUC 8459	LOSS
2005M	09:37:32.36	+23:12:02.7	NGC 2930	S?	0.0220	IAUC 8470	Puckett
2005W	01:50:45.77	+21:45:35.4	NGC 691	SA(rs)bc	0.0089	IAUC 8475	Hirose
2005ag	14:56:43.65	+09:19:42.5	J14564322+0919361	...	0.0797	IAUC 8484	LOSS
2005al	13:50:00.33	-30:34:34.2	NGC 5304	E+ pec	0.0124	IAUC 8488	BRASS
2005am	09:16:12.47	-16:18:16.0	NGC 2811	SB(rs)a	0.0079	IAUC 8490	Perth
2005be	14:59:32.72	+16:40:11.6	J14593310+1640070	...	0.0350	IAUC 8506	Puckett
2005bg	12:17:17.18	+16:22:17.6	MCG +03-31-93	Sab	0.0231	CBET 133	ROTSE-III
2005bl	12:04:12.26	+20:24:24.8	NGC 4059	E	0.0241	IAUC 8512	LOSS/Puckett
2005bo	12:49:41.03	-11:05:47.3	NGC 4708	SA(r)ab pec?	0.0139	CBET 141	Puckett
2005el	05:11:48.72	+05:11:39.4	NGC 1819	SB0	0.0149	CBET 233	LOSS
2005eq	03:08:49.31	-07:01:59.7	MCG -01-09-006	SB(rs)cd?	0.0290	IAUC 8608	LOSS
2005gj	03:01:11.95	-00:33:13.9	SDSS J030111.99-003313.5	...	0.0616 ^c	CBET 247	SDSS II
2005hc	01:56:47.94	-00:12:49.4	MCG +00-06-003	...	0.0459	CBET 259	SDSS II
2005hj	01:26:48.27	-01:14:16.8	SDSS J012648.45-011417.3	...	0.0574	CBET 266	ROTSE-III
2005hk	00:27:50.87	-01:14:16.8	UGC 272	SAB(s)d?	0.0130	IAUC 8625	SDSS II/LOSS
2005iq	23:58:32.50	-18:42:33.0	MCG -03-01-008	Sa	0.0340	IAUC 8628	LOSS
2005ir	01:16:43.76	+00:47:40.4	SDSS J011643.87+004736.9	...	0.0763	CBET 277	SDSS II
2005kc	22:34:07.34	+05:34:06.3	NGC 7311	Sab	0.0151	IAUC 8629	Puckett
2005ke	03:35:04.35	-24:56:38.8	NGC 1371	(R')SAB(r'l)a	0.0049	IAUC 8630	LOSS
2005ki	10:40:28.22	+09:12:08.4	NGC 3332	(R)SA0	0.0192	IAUC 8632	LOSS
2005ku	22:59:42.61	-00:00:49.3	2MASX J2259426500	...	0.0454	CBET 304	SDSS-II
2005lu	02:36:03.71	-17:15:50.0	ESO 545-G038	S.../Irr?	0.0320	IAUC 8645	LOSS
2005mc	08:27:06.36	+21:38:45.6	UGC 04414	S0a	0.0252	CBET 331	THCA
2005na	07:01:36.62	+14:07:59.7	UGC 3634	SB(r)a	0.0263	CBET 350	Puckett
2006D	12:52:33.94	-09:46:30.8	MCG -01-33-34	SAB(s)ab pec? HII	0.0085	CBET 362	BRASS
2006X	12:22:53.99	+15:48:33.1	NGC 4321	SAB(s)bc	0.0052	IAUC 8667	Suzuki/CROSS
2006ax	11:24:03.46	-12:17:29.2	NGC 3663	SA(rs)bc pec	0.0167	CBET 435	LOSS
2006bd	11:38:28.46	+20:31:34.4	UGC 6609	E	0.0257	CBET 448	Puckett
2006bh	22:40:16.10	-66:29:06.3	NGC 7329	SB(r)b	0.0109	CBET 457	Monard
2006br	13:30:01.80	+13:24:56.8	NGC 5185	Sb	0.0246	CBET 482	Puckett
2006bt	15:56:30.53	+20:02:45.3	CGCG 108-013 ^d	SA0/a	0.0322	CBET 485	LOSS
2006dd	03:22:41.62	-37:12:13.0	NGC 1316 (Fornax A)	SAB0 ^{0(s)} pec	0.0059	IAUC 8723	Monard
2006ef	02:04:19.51	-08:43:42.2	NGC 809	(R)S0	0.0179	CBET 597	LOSS
2006ej	00:38:59.77	-09:00:56.6	NGC 191A	S0 pec sp	0.0205	CBET 603	LOSS
2006eq	21:28:37.13	+01:13:41.5	2MASX J21283758+0113490	...	0.0495	CBET 611	SDSS II
2006et	00:42:45.82	-23:33:30.4	NGC 232	SB(r)a? pec	0.0226	CBET 616	Itagaki
2006ev	21:30:59.26	+13:59:21.2	UGC 11758	Sbc	0.0287	IAUC 8747	Ory
2006fw	01:47:10.34	-00:08:49.2	GALEXASC J014710.29-000848.3	...	0.0835	CBET 627	SDSS-II
2006gj	03:17:35.80	-01:41:30.2	UGC 2650	Sab	0.0284	CBET 631	Puckett
2006gt	00:56:17.30	-01:37:46.0	2MASX J00561810-0137327	...	0.0448	CBET 641	ROTSE-III
2006hb	05:02:01.28	-21:07:55.1	MCG-041234	E?	0.0153	CBET 649	LOSS
2006hx	01:13:57.31	+00:22:18.0	2MASX J01135716+0022	S0	0.0455	CBET 656	SDSS-II
2006is	05:17:34.37	-23:46:54.2	GALEXASC J051734.53-234659.1	...	0.0310 ^e	CBET 659	LOSS
2006kf	03:41:50.48	+08:09:25.0	UGC 2829	S0	0.0213	CBET 686	LOSS
2006lu	09:15:17.63	-25:36:00.3	2MASX J09151727-2536001	...	0.0534 ^e	IAUC 8770	LOSS
2006mr	03:22:43.04	-37:12:29.6	NGC 1316 (Fornax A)	SAB	0.0059	CBET 723	Monard
2006ob	01:51:48.11	+00:15:48.3	UGC 1333	Sb	0.0592	CBET 745	LOSS/SDSS-II
2006os	02:55:01.10	+16:00:34.8	UGC 2384	S	0.0328	IAUC 8779	ROTSE-III/LOSS
2006ot	02:15:04.84	-20:45:58.2	ESO 544G31	Sa	0.0531	IAUC 8779	Puckett/LOSS
2006py	22:41:42.05	-00:08:12.9	SDSS J224142.04-000812.9	...	0.0579	CBET 762	SDSS II
2007A	00:25:16.66	+12:53:12.5	NGC 105	Sab	0.0177	CBET 795	Puckett/LOSS

Table 1
(Continued)

SN Name	SN α (2000)	SN δ (2000)	Host Galaxy	Morphology ^a	z_{helio} ^a	Discovery Reference	Discovery Individual/Group ^b
2007N	12:49:01.25	-09:27:10.2	MCG0133012	SA(s)a	0.0129	CBET 818	LOSS
2007S	10:00:31.26	+04:24:26.2	UGC 5378	Sb	0.0139	CBET 825	Puckett
2007af	14:22:21.03	-00:23:37.6	NGC 5584	SAB(rs)cd	0.0055	CBET 863	Itagaki
2007ai	16:12:53.74	-21:37:48.7	MCG0438004	Sc	0.0317	CBET 870	LOSS
2007al	09:59:18.48	-19:28:25.8	2MASX J09591870-1928233	...	0.0122	IAUC 8822	LOSS
2007as	09:27:36.01	-80:10:39.2	ESO 18G18	SB(rs)c	0.0176	CBET 888	Tengra-II
2007ax	08:22:43.26	+22:33:16.9	NGC 2577	S0	0.0069	CBET 904	Arbour/Itagaki
2007ba	15:16:42.63	+07:23:47.8	UGC 9798	S0/a	0.0385	CBET 911	LOSS
2007bc	11:19:14.57	+20:48:32.5	UGC 6332	(R)SBa	0.0208	CBET 913	LOSS
2007bd	08:31:33.28	-01:11:58.0	UGC 4455	SB(r)a	0.0309	CBET 914	LOSS
2007bm	11:25:02.30	-09:47:53.8	NGC 3672	SA(s)c	0.0062	CBET 936	Perth
2007ca	13:31:05.81	-15:06:06.6	MCG023461	Sc pec sp	0.0141	CBET 945	LOSS
2007cg	13:25:33.58	-24:39:08.1	ESO 508-G75	Sc	0.0332	IAUC 8843	LOSS
2007hj	23:01:47.89	+15:35:11.4	NGC 7461	SB0	0.0141	IAUC 8874	LOSS
2007hx	02:06:27.08	-00:53:58.3	SDSS J020627.93005353.1	...	0.0794	CBET 1057	SDSS-II
2007if	01:10:51.37	+15:27:39.9	SNF 20070825-001 HOST	...	0.0742	CBET 1059	ROTSE-IIIb/SN Factory
2007jd	02:59:53.37	+01:09:38.6	SDSS J025953.65+010936.1	...	0.0726	CBET 1076	SDSS II
2007jg	03:29:50.82	+00:03:24.6	SDSS J032950.83+000316.0	...	0.0371	CBET 1076	SDSS-II
2007jh	03:36:01.54	+01:06:12.2	CGCG 391014	...	0.0408	CBET 1076	SDSS-II
2007le	23:38:48.41	-06:31:21.3	NGC 7721	SA(s)c	0.0067	CBET 1100	Monard
2007mm	01:05:46.67	-00:45:31.8	ambiguous ^f	...	0.0664	CBET 1102	SDSS-II
2007nq	00:57:33.57	-01:23:19.0	UGC 595	E	0.0450	CBET 1106	ROTSE-IIIb
2007ol	01:37:23.70	-00:18:43.2	2MASX J01372378-0018422	...	0.0559	CBET 1117	SDSS II
2007on	03:38:50.90	-35:34:30.0	NGC 1404	E1	0.0065	CBET 1121	TAROT
2007so	02:47:43.13	+13:15:14.8	NGC 1109	compact	0.0297	CBET 1168	LOSS
2007 sr	12:01:52.80	-18:58:21.7	NGC 4038 (The Antennae)	SB(s)m pec	0.0055	CBET 1172	CSS
2007st	01:48:42.47	-48:38:57.8	NGC 692	(R')SB(r)bc?	0.0212	CBET 1177	Monard
2007ux	10:09:19.98	+14:59:32.8	2MASX J10091969+1459268	...	0.0309	CBET 1187	LOSS
2008C	06:57:11.53	+20:26:13.7	UGC 3611	S0/a	0.0166	CBET 1195	Puckett
2008J	02:34:24.20	-10:50:38.5	MCG -02-7-33	SBbc?	0.0159	CBET 1211	LOSS
2008O	06:57:34.46	-45:48:44.3	ESO 256-G11	SA0 ^{0(s)?}	0.0389	CBET 1220	CHASE
2008R	03:03:53.70	-11:59:39.4	NGC 1200	SA(s)0	0.0135	CBET 1230	Itagaki
2008ae	09:56:03.20	+10:29:58.8	IC 577	S?	0.0300	CBET 1247	Sostero/Puckett
2008ar	12:24:37.92	+10:50:17.4	IC 3284	Sab	0.0261	CBET 1273	ROTSE-III
2008bc	09:38:31.23	-63:58:25.6	KK 1524	S	0.0151	CBET 1301	CHASE
2008bd	10:18:23.32	-13:06:11.2	MCG -02-26-42	(R')SAB ^{-(s)?}	0.0301	CBET 1301	CHASE
2008bf	12:04:02.90	+20:14:42.6	ambiguous ^f	E?	0.0235	CBET 1307	LOSS
2008bi	08:35:53.39	+00:42:23.1	NGC 2618	(R')SA(rs)ab	0.0134	CBET 1312	CHASE
2008bq	06:41:02.51	-38:02:19.0	ESO 308G25	Sa	0.0340	CBET 1328	Tengra-II
2008bt	10:50:16.88	-12:06:32.0	NGC 3404	SBab? edge-on	0.0154	CBET 1336	LOSS/Itagaki
2008bz	12:38:57.74	+11:07:46.2	2MASX J12385810+1107502	...	0.0603	CBET 1353	ROTSE-III
2008cc	21:03:29.62	-67:11:01.1	ESO 107-G4	E1?	0.0104	CBET 1356	CHASE
2008cd	13:15:01.75	-15:57:06.8	NGC 5038	S0? edge-on	0.0074	CBET 1360	LOSS
2008cf	14:07:32.56	-26:33:06.6	J140732.38-263305.6	...	0.0460	CBET 1365	LOSS
2008ff	20:13:59.96	-44:21:07.8	ambiguous ^f	...	0.0193	CBET 1488	Tan
2008fl	19:36:44.84	-37:33:04.5	NGC 6805	E1	0.0199	CBET 1498	CHASE
2008fp	07:16:32.60	-29:19:31.8	ESO 428G014	SAB(r)0 pec	0.0057	CBET 1506	CHASE
2008fr	01:11:49.14	+14:38:27.0	SDSS J011149.19+143826.5	...	0.0397 ^e	CBET 1513	ROTSE-III
2008fu	03:02:28.50	-24:27:21.5	ESO 480-IG21	...	0.0520	CBET 1517	LOSS
2008fw	10:28:55.97	-44:39:55.6	NGC 3261	SB(rs)b	0.0085	CBET 1521	Monard
2008gg	01:25:23.04	-18:10:20.8	NGC 539	SB(rs)c	0.0320	CBET 1538	CSS
2008gl	01:20:54.82	+04:48:19.1	UGC 881	E	0.0340	CBET 1545	CHASE
2008go	22:10:44.83	-20:47:17.2	2MASX J22104396-2047256	...	0.0623	CBET 1553	LOSS
2008gp	03:23:00.73	+01:21:42.8	MCG +00-9-74	(R)SAB(r)a	0.0334	CBET 1555	LOSS
2008 ha	23:38:27.52	+18:13:35.4	UGC 12682	Im	0.0046	CBET 1567	Puckett
2008hj	00:04:01.91	-11:10:07.5	MCG -02-1-14	SB(rs)c?	0.0379	CBET 1579	Puckett
2008hu	08:09:14.76	-18:39:13.1	ESO 561-G18	Sc	0.0497	CBET 1600	LOSS
2008hv	09:07:34.06	+03:23:32.1	NGC 2765	S0	0.0126	CBET 1601	CHASE
2008ia	08:50:35.15	-61:16:40.6	ESO 125- G 006	S0	0.0219	CBET 1612	CHASE

Table 1
(Continued)

SN Name	SN α (2000)	SN δ (2000)	Host Galaxy	Morphology ^a	z_{helio} ^a	Discovery Reference	Discovery Individual/Group ^b
2009D	03:54:22.83	-19:10:54.2	MCG -03-10-52	Sb	0.0250	CBET 1647	LOSS
2009F	04:59:23.56	-11:07:50.1	NGC 1725	S0	0.0130	CBET 1650	CHASE
2009I	02:45:10.40	-04:42:49.4	NGC 1080	SAB(s)c?	0.0262	CBET 1660	CHASE
2009J	05:55:21.13	-76:55:20.8	IC 2160	(R')SB(s)c pec?	0.0158	CBET 1661	CHASE
2009P	11:20:38.78	-03:32:46.3	CGCG 011-065	...	0.0251	CBET 1674	Puckett
2009Y	14:42:23.85	-17:14:48.4	NGC 5728	SAB(r)a?	0.0094	CBET 1684	Perth/LOSS
2009aa	11:23:42.28	-22:16:14.5	ESO 570-G20	Sc	0.0273	CBET 1685	LOSS
2009ab	04:16:36.39	+02:45:51.0	UGC 2998	SB(rs)b	0.0112	CBET 1690	LOSS
2009ad	05:03:33.38	+06:39:35.7	UGC 3236	Sbc	0.0284	CBET 1694	Puckett
2009ag	07:11:40.81	-26:41:06.3	ESO 492-2	SAB(rs)b pec	0.0086	CBET 1698	Puckett
2009al	10:51:22.07	+08:34:42.7	NGC 3425 ^f	S0	0.0221	CBET 1705	CSS
2009cz	09:15:00.02	+29:44:07.1	NGC 2789	S0/a	0.0211	CBET 1759	LOSS
2009dc	15:51:12.12	+25:42:28.0	UGC 10064	S0	0.0214	CBET 1762	Puckett
2009ds	11:49:04.11	-09:43:44.9	NGC 3905	SB(rs)c	0.0193	CBET 1784	Itagaki
2009le	02:09:17.14	-23:24:44.8	ESO 478-6	Sbc	0.0178	CBET 2022	CHASE
2010ae	07:15:54.65	-57:20:36.9	ESO 162-17	SB? pec edge-on	0.0037	CBET 2184	CHASE

Notes.

^a Host-galaxy morphology and heliocentric redshift are from the NASA/IPAC Extragalactic Database (NED) or SDSS unless otherwise indicated.

^b References/URLs: CHASE (<http://das.uchile.cl/proyectoCHASE/>); CSS (<http://lpl.arizona.edu/css/>); LOSS (Filippenko et al. 2001; Filippenko 2005; Leaman et al. 2011); Perth (Williams 1997); ROTSE-III (Quimby 2006); Puckett (<http://cometwatch.com>); Tenagra-II (<http://tenagraobservatories.com/Discoveries.htm>); SDSS-II (Frieman et al. 2007).

^c Host-galaxy redshift of SN 2005gj from Prieto et al. (2007). Note that Aldering et al. (2006) give $z = 0.0667$.

^d Most likely host according to Foley et al. (2009). See the text for further details.

^e The host of SN 2006is was observed with the Magellan Baade Telescope and IMACS; the hosts of SNe 2006lu and 2008fr were observed with the du Pont 2.5 m and WFCCD. Emission/absorption lines for radial velocity determination were weighted according to their equivalent widths.

^f Ambiguous host. See the text for further details.

Table 4
Photometric Reduction Terms

Filter	Extinction Coefficient ^a	Color Term ^b
Swope+SITE3		
<i>u</i>	0.511 ± 0.057	0.046 ± 0.017
<i>B</i>	0.242 ± 0.022	0.061 ± 0.012
<i>g</i>	0.191 ± 0.021	-0.014 ± 0.011
<i>V</i>	0.144 ± 0.018	-0.058 ± 0.011
<i>r</i>	0.103 ± 0.019	-0.016 ± 0.015
<i>i</i>	0.059 ± 0.020	0.000 ± 0.015
Swope+RetroCam		
<i>Y</i>	0.044 ± 0.012	...
<i>J</i>	0.076 ± 0.015	0.016 ^c
<i>H</i>	0.041 ± 0.013	-0.029 ^c
duPont+WIRC		
<i>Y</i>	0.044 ± 0.012	-0.042 ^c
<i>J</i>	0.076 ± 0.015	+0.039/+0.016 ^c
<i>H</i>	0.041 ± 0.013	-0.029 ^c

Notes.

^a Measured in mag airmass⁻¹. All uncertainties in this table are the standard deviations of the distributions, not the standard deviations of the means.

^b See Equations (9)–(14) or (15)–(20) for which standard colors are used in combination with these coefficients to obtain the color correction terms for the optical photometry. The *V*-band photometry obtained with the LC-3009 filter and given in Table 9 is associated with a color term of -0.044. See Appendix B of Paper II. As described in the text, color terms are not needed to transform the *J* and *H* magnitudes between the Swope+Retrocam and duPont+WIRC natural systems.

^c Color terms estimated from synthetic photometry of the Castelli & Kurucz (2003) stellar atmosphere models. The *J*-band color term for the duPont telescope was +0.039 prior to 2009 January 15 and +0.016 starting on that date.

Table 5
Optical Photometry of Secondary Standards^a

ID	α (2000)	δ (2000)	u'	g'	r'	i'	B	V
SN2004dt								
1	02:02:09.95	-00:08:43.8	17.479(008)	15.477(003)	14.652(004)	14.266(004)	16.005(003)	15.002(003)
2	02:02:05.30	-00:02:03.4	16.387(007)	15.385(003)	15.185(003)	15.136(003)	15.627(003)	15.243(003)
3	02:02:04.23	-00:02:31.3	18.567(012)	16.128(002)	15.068(003)	14.621(003)	16.724(003)	15.548(003)
4	02:02:24.14	-00:08:31.2	0.000(000)	18.819(008)	17.522(005)	16.678(004)	19.199(016)	18.101(008)
5	02:02:16.90	-00:02:52.3	0.000(000)	19.484(014)	18.166(007)	16.986(005)	20.149(038)	18.750(014)
6	02:02:10.06	-00:06:50.4	18.874(014)	16.786(003)	16.021(003)	15.778(003)	17.305(004)	16.343(003)
7	02:02:08.30	-00:03:30.2	20.142(043)	19.317(012)	18.884(013)	18.723(019)	19.579(021)	19.041(016)
8	02:02:01.59	-00:05:58.1	0.000(000)	20.053(024)	18.675(011)	17.617(007)	20.533(063)	19.224(020)
9	02:02:21.58	-00:05:50.8	0.000(000)	20.275(029)	18.906(013)	18.019(010)	20.594(091)	19.490(027)
10	02:02:14.61	-00:07:56.9	0.000(000)	20.180(027)	19.110(016)	18.599(016)	20.456(081)	19.649(029)

Note. This table replaces Table 5 of Krisciunas et al. (2017a) and is published in its entirety in the electronic edition of the journal. A portion is shown here for guidance regarding its form and content. The previously published $u'g'r'i'$ photometry was correct. Here we present revised B - and V -band photometry.





^a All photometry is measured in magnitudes. Values in parentheses are 1σ uncertainties, measured in thousandths of a magnitude. This photometry of field stars is in the two standard systems, not the natural system.

(This table is available in its entirety in machine-readable form.)

The mistake happened in step number 5. Thus, if one wishes to use our BV photometry of field stars in the standard system, one should use the revised values in the accompanying table. It is important to note that our SN photometry (which is in the natural system) is *not* affected by the error described here.

An abbreviated version of Table 5 is given here. The full machine readable table will be available online.

ORCID iDs

Kevin Krisciunas  <https://orcid.org/0000-0002-6650-694X>
 Christopher R. Burns  <https://orcid.org/0000-0003-4625-6629>
 M. M. Phillips  <https://orcid.org/0000-0003-2734-0796>
 Maximilian D. Stritzinger  <https://orcid.org/0000-0002-5571-1833>
 Luis Busta  <https://orcid.org/0000-0001-9952-0652>
 Wendy L. Freedman  <https://orcid.org/0000-0003-3431-9135>
 Francisco Salgado  <https://orcid.org/0000-0002-2162-7641>
 Nicholas B. Suntzeff  <https://orcid.org/0000-0002-8102-181X>
 Alexei V. Filippenko  <https://orcid.org/0000-0003-3460-0103>
 Barry F. Madore  <https://orcid.org/0000-0002-1576-1676>
 Jennifer L. Marshall  <https://orcid.org/0000-0003-0710-9474>

References

- Aldering, G., Antilogus, P., Bailey, S., et al. 2006, *ApJ*, **650**, 510
 Castelli, F., & Kurucz, R. L. 2003, in IAU Symp. 210, Modelling of Stellar Atmospheres, Poster Contributions, ed. W. W. Weiss & D. F. Gray (San Francisco, CA: ASP), **A20**
 Filippenko, A. V. 2005, in ASP Conf. Ser. 332, The Fate of the Most Massive Stars, ed. R. Humphreys & K. Stanek (San Francisco, CA: ASP), **34**
 Filippenko, A. V., Li, W. D., Treffers, R. R., & Modjaz, M. 2001, in ASP Conf. Ser. 246, Small Telescope Astronomy on Global Scales, ed. W.-P. Chen & C. Lemme (San Francisco, CA: ASP), **121**
 Foley, R. J., Narayan, G., Challis, P. J., et al. 2009, *ApJ*, **708**, 1748
 Frieman, J. A., Bassett, B., Becker, A., et al. 2007, *AJ*, **135**, 338
 Krisciunas, K., Contreras, C., Burns, C. R., et al. 2017a, *AJ*, **154**, 211
 Krisciunas, K., Contreras, C., Burns, C. R., et al. 2017b, *AJ*, **154**, 278
 Landolt, A. U. 1992, *AJ*, **104**, 340
 Leaman, J., Li, W., Chornock, R., & Filippenko, A. V. 2011, *MNRAS*, **412**, 1419
 Prieto, J. L., Garnavich, P. M., Phillips, M. M., et al. 2007, arXiv:0706.4088
 Quimby, R. M. 2006, PhD Thesis, Univ. Texas
 Smith, J. A., Tucker, D. L., Kent, S., et al. 2002, *AJ*, **123**, 2121
 Stritzinger, M. D., Phillips, M. M., Boldt, L. N., et al. 2011, *AJ*, **142**, 156, (CSP-I Data Release 2)
 Williams, Andrew J. 1997, *PASA*, **14**, 208