



The DIRAC code for relativistic molecular calculations

Cite as: J. Chem. Phys. **152**, 204104 (2020); <https://doi.org/10.1063/5.0004844>

Submitted: 18 February 2020 . Accepted: 22 April 2020 . Published Online: 26 May 2020

 Trond Saue,  Radovan Bast,  André Severo Pereira Gomes,  Hans Jørgen Aa. Jensen,  Lucas Visscher,  Ignacio Agustín Aucar,  Roberto Di Remigio,  Kenneth G. Dyall,  Ephraim Eliav,  Elke Fasshauer,  Timo Fleig,  Loïc Halbert,  Erik Donovan Hedegård,  Benjamin Helmich-Paris,  Miroslav Iliáš,  Christoph R. Jacob,  Stefan Knecht,  Jon K. Laerdahl,  Marta L. Vidal,  Malaya K. Nayak,  Małgorzata Olejniczak,  Jógvan Magnus Hugaard Olsen,  Markus Pernpointner,  Bruno Senjean,  Avijit Shee,  Ayaki Sunaga, and  Joost N. P. van Stralen

COLLECTIONS

Paper published as part of the special topic on [Electronic Structure SoftwareESS2020](#)



View Online



Export Citation



CrossMark

ARTICLES YOU MAY BE INTERESTED IN

[Siesta: Recent developments and applications](#)

The Journal of Chemical Physics **152**, 204108 (2020); <https://doi.org/10.1063/5.0005077>

[Modern quantum chemistry with \[Open\]Molcas](#)

The Journal of Chemical Physics **152**, 214117 (2020); <https://doi.org/10.1063/5.0004835>

[The CRYSTAL code, 1976–2020 and beyond, a long story](#)

The Journal of Chemical Physics **152**, 204111 (2020); <https://doi.org/10.1063/5.0004892>



New

Your Qubits. Measured.

Meet the next generation of quantum analyzers

- Readout for up to 64 qubits
- Operation at up to 8.5 GHz, mixer-calibration-free
- Signal optimization with minimal latency

Find out more



The DIRAC code for relativistic molecular calculations

Cite as: *J. Chem. Phys.* **152**, 204104 (2020); doi: [10.1063/5.0004844](https://doi.org/10.1063/5.0004844)

Submitted: 18 February 2020 • Accepted: 22 April 2020 •

Published Online: 26 May 2020



View Online



Export Citation



CrossMark

Trond Saue,^{1,a)} Radovan Bast,^{2,b)} André Severo Pereira Gomes,^{3,c)} Hans Jørgen Aa. Jensen,^{4,d)} Lucas Visscher,^{5,e)} Ignacio Agustín Aucar,^{6,f)} Roberto Di Remigio,⁷ Kenneth G. Dyall,^{8,g)} Ephraim Eliav,^{9,h)} Elke Fasshauer,^{10,i)} Timo Fleig,^{1,j)} Loïc Halbert,³ Erik Donovan Hedegård,¹¹ Benjamin Helmich-Paris,¹² Miroslav Iliaš,^{13,k)} Christoph R. Jacob,^{14,l)} Stefan Knecht,^{15,m)} Jon K. Laerdahl,¹⁶ Marta L. Vidal,¹⁷ Malaya K. Nayak,^{18,n)} Małgorzata Olejniczak,^{19,o)} Jógvan Magnús Haugaard Olsen,⁷ Markus Pernpointner,^{20,p)} Bruno Senjean,^{5,21,q)} Avijit Shee,^{22,r)} Ayaki Sunaga,^{23,s)} and Joost N. P. van Stralen^{5,t)}

AFFILIATIONS

¹Laboratoire de Chimie et Physique Quantique, UMR 5626 CNRS—Université Toulouse III—Paul Sabatier, 118 Route de Narbonne, F-31062 Toulouse, France

²Department of Information Technology, UiT The Arctic University of Norway, N-9037 Tromsø, Norway

³Université de Lille, CNRS, UMR 8523—PhLAM—Physique des Lasers, Atomes et Molécules, F-59000 Lille, France

⁴Department of Physics, Chemistry and Pharmacy, University of Southern Denmark, DK-5230 Odense M, Denmark

⁵Department of Chemistry and Pharmaceutical Sciences, Vrije Universiteit Amsterdam, NL-1081HV Amsterdam, The Netherlands

⁶Instituto de Modelado e Innovación Tecnológica, CONICET, and Departamento de Física—Facultad de Ciencias Exactas y Naturales, UNNE, Avda. Libertad 5460, W3404AAS Corrientes, Argentina

⁷Hylleraas Centre for Quantum Molecular Sciences, Department of Chemistry, UiT The Arctic University of Norway, N-9037 Tromsø, Norway

⁸Dirac Solutions, 10527 NW Lost Park Drive, Portland, Oregon 97229, USA

⁹School of Chemistry, Tel Aviv University, Ramat Aviv, Tel Aviv 69978, Israel

¹⁰Department of Physics and Astronomy, Aarhus University, Ny Munkegade 120, 8000 Aarhus, Denmark

¹¹Division of Theoretical Chemistry, Lund University, Chemical Centre, P.O. Box 124, SE-221 00 Lund, Sweden

¹²Max-Planck-Institut für Kohlenforschung, Kaiser-Wilhelm-Platz 1, 45470 Mülheim an der Ruhr, Germany

¹³Department of Chemistry, Faculty of Natural Sciences, Matej Bel University, Tajovského 40, 974 01 Banská Bystrica, Slovakia

¹⁴Technische Universität Braunschweig, Institute of Physical and Theoretical Chemistry, Gaußstr. 17, 38106 Braunschweig, Germany

¹⁵ETH Zürich, Laboratorium für Physikalische Chemie, Vladimir-Prelog-Weg 2, 8093 Zürich, Switzerland

¹⁶Department of Microbiology, Oslo University Hospital, Oslo, Norway

¹⁷Department of Chemistry, Technical University of Denmark, 2800 Kgs. Lyngby, Denmark

¹⁸Theoretical Chemistry Section, Bhabha Atomic Research Centre, Trombay, Mumbai 400085, India

¹⁹Centre of New Technologies, University of Warsaw, S. Banacha 2c, 02-097 Warsaw, Poland

²⁰Kybeidos GmbH, Heinrich-Fuchs-Str. 94, 69126 Heidelberg, Germany

²¹Instituut-Lorentz, Universiteit Leiden, P.O. Box 9506, 2300 RA Leiden, The Netherlands

²²Department of Chemistry, University of Michigan, Ann Arbor, Michigan 48109, USA

²³Department of Chemistry, Tokyo Metropolitan University, 1-1 Minami-Osawa, Hachioji-city, Tokyo 192-0397, Japan

Note: This article is part of the JCP Special Topic on Electronic Structure Software.

^{a)} **Author to whom correspondence should be addressed:** trond.saue@irsamc.ups-tlse.fr. URL: <http://dirac.ups-tlse.fr/saue>

^{b)} **Electronic mail:** radovan.bast@uit.no. URL: <https://bast.fr>

^cElectronic mail: andre.gomes@univ-lille.fr

^dElectronic mail: hjj@sdu.dk

^eElectronic mail: l.visscher@vu.nl

^fElectronic mail: agustin.aucar@conicet.gov.ar

^gElectronic mail: diracsolutions@gmail.com

^hElectronic mail: ephraim@tau.ac.il

ⁱElectronic mail: elke.fasshauer@gmail.com

^jElectronic mail: timo.fleig@irsamc.ups-tlse.fr. URL: <http://dirac.ups-tlse.fr/fleig>

^kElectronic mail: Miroslav.Ilias@umb.sk

^lElectronic mail: c.jacob@tu-braunschweig.de

^mElectronic mail: stefan.knecht@phys.chem.ethz.ch

ⁿElectronic addresses: mknayak@barc.gov.in and mk.nayak72@gmail.com

^oElectronic mail: malgorzata.olejniczak@cent.uw.edu.pl

^pElectronic mail: markpp@gmx.de

^qElectronic mail: bsenjean@gmail.com

^rElectronic mail: ashee@umich.edu

^sCurrent address: Institute for Integrated Radiation and Nuclear Science, Kyoto University, 2 Asashiro-Nishi, Kumatori-cho, Sennan-gun, Osaka 590-0494, Japan. Electronic mail: sunagaayaki@gmail.com

^tCurrent address: TNO, Energy Transition Studies, Radarweg 60, NL-1043NT Amsterdam, The Netherlands.

Electronic mail: joost.vanstralen@tno.nl

ABSTRACT

DIRAC is a freely distributed general-purpose program system for one-, two-, and four-component relativistic molecular calculations at the level of Hartree–Fock, Kohn–Sham (including range-separated theory), multiconfigurational self-consistent-field, multireference configuration interaction, electron propagator, and various flavors of coupled cluster theory. At the self-consistent-field level, a highly original scheme, based on quaternion algebra, is implemented for the treatment of both spatial and time reversal symmetry. DIRAC features a very general module for the calculation of molecular properties that to a large extent may be defined by the user and further analyzed through a powerful visualization module. It allows for the inclusion of environmental effects through three different classes of increasingly sophisticated embedding approaches: the implicit solvation polarizable continuum model, the explicit polarizable embedding model, and the frozen density embedding model.

Published under license by AIP Publishing. <https://doi.org/10.1063/5.0004844>

I. INTRODUCTION

DIRAC is a general-purpose program system for relativistic molecular calculations and is named in honor of P. A. M. Dirac (Program for Atomic and Molecular Direct Iterative Relativistic All-electron Calculations), who formulated¹ his celebrated relativistic wave equation for the electron in 1928. The beginnings of the DIRAC code can be traced back to the four-component relativistic Hartree–Fock (HF) code written by Trond Saue during his master's thesis, defended at the University of Oslo, Norway, in 1991. The original code stored all integrals, provided by the HERMIT code,² on disk, but during Saue's Ph.D. thesis, defended in 1996, the code was extended to direct Self-Consistent Field (SCF) with integral screening³ and a highly original symmetry scheme based on quaternion algebra.⁴ A postdoctoral stay in 1996–1997 with Hans Jørgen Aagaard Jensen at the University of Southern Denmark focused on molecular properties, with the implementation of the calculation of expectation values and linear response functions⁵ at the SCF level. Lucas Visscher, who had written a four-component direct Restricted Active Space (RAS) Configuration Interaction (CI) code for the MOLFDIR program system⁶ during his Ph.D. thesis, defended at the University of Groningen in 1993, did a postdoctoral stay with Jens Oddershede in Odense during the years 1996–1997 and joined forces and code with Jensen and Saue to create

the DIRAC program system. Since then, the main author team has been joined by Radovan Bast and Andre Severo Pereira Gomes in addition to almost 50 contributors, and Odense has since 1997 hosted an annual “family” meeting for DIRAC developers. In addition to the above authors, we would like to highlight the contributions to the code infrastructure by Jørn Thyssen and Miroslav Iliáš. The latest version of the code, DIRAC19,⁷ was released on December 12, 2019.

In Sec. II, we give a brief overview of the DIRAC program. Then, in Sec. III, we provide some implementation details, with focus on features that are little documented elsewhere and/or may be a source of confusion for DIRAC users. Throughout this paper, we are using SI units.

II. PROGRAM OVERVIEW

A. Hamiltonians

Within the Born–Oppenheimer approximation, the electronic Hamiltonian may be expressed as

$$\hat{H} = V_{NN} + \sum_i \hat{h}(i) + \frac{1}{2} \sum_{i \neq j} \hat{g}(i, j), \quad V_{NN} = \frac{1}{2} \sum_{A \neq B} \frac{Z_A Z_B e^2}{4\pi\epsilon_0 R_{AB}}, \quad (1)$$

where V_{NN} represents the repulsion energy arising from point nuclei fixed in space. Notwithstanding the challenges associated with specific choices of the one- and two-electron operators $\hat{h}(i)$ and $\hat{g}(i, j)$, most quantum chemical methods can be formulated just from this generic form. This becomes perhaps even more evident by considering the electronic Hamiltonian in the second quantized form

$$\hat{H} = V_{NN} + \sum_{pq} h_q^p a_p^\dagger a_q + \frac{1}{4} \sum_{pqrs} V_{qs}^{pr} a_p^\dagger a_r^\dagger a_s a_q, \quad \begin{aligned} h_q^p &= \langle p | \hat{h} | q \rangle \\ V_{qs}^{pr} &= \langle pr | \hat{g} | qs \rangle - \langle pr | \hat{g} | sq \rangle \end{aligned} \quad (2)$$

In this form, practical for actual implementations, the Hamiltonian is given by strings of creation and annihilation operators combined with one- and two-electron integrals. In relativistic calculations, the integrals are generally complex, in contrast to the nonrelativistic domain, and contain fewer zero elements, since spin symmetry is lost.

The DIRAC code features several electronic Hamiltonians, allowing for molecular electronic structure calculations at the four-, two-, and one-component levels. Four-component relativistic calculations are sometimes referred to as “fully relativistic” in contrast to “quasirelativistic” two-component calculations. However, a fully relativistic two-electron interaction, which would contain

magnetic interactions and effects of retardation in addition to electrostatics, is not readily available in the closed form, rendering this terminology somewhat misleading. An overview over the most common choices for relativistic molecular Hamiltonians can be found in Ref. 8.

The default Hamiltonian of DIRAC is the four-component Dirac–Coulomb Hamiltonian, using the simple Coulombic correction,⁹ which replaces the expensive calculation of two-electron integrals over small component basis functions by an energy correction. The one-electron part is the Hamiltonian \hat{h}_D of the time-independent Dirac equation in the molecular field, that is, the field of nuclei fixed in space,

$$\hat{h}_D \Psi = \begin{bmatrix} V_{eN} & c(\boldsymbol{\sigma} \cdot \mathbf{p}) \\ c(\boldsymbol{\sigma} \cdot \mathbf{p}) & V_{eN} - 2m_e c^2 \end{bmatrix} \begin{bmatrix} \psi^L \\ \psi^S \end{bmatrix} = \begin{bmatrix} \psi^L \\ \psi^S \end{bmatrix} E, \quad \begin{aligned} V_{eN}(\mathbf{r}) &= \sum_A \frac{-e}{4\pi\epsilon_0} \int_{\mathbb{R}^3} \frac{\rho_A(\mathbf{r}')}{|\mathbf{r}' - \mathbf{r}|} d^3 \mathbf{r}' \\ \int_{\mathbb{R}^3} \rho_A(\mathbf{r}) d^3 \mathbf{r} &= Z_A e \end{aligned} \quad (3)$$

where c is the speed of light, $\boldsymbol{\sigma}$ is the vector of Pauli spin matrices, \mathbf{p} is the momentum operator, and V_{eN} is the electron–nucleus interaction. The default model of the nuclear charge distribution is the Gaussian approximation,¹⁰ but a point nucleus model is also available. The default two-electron operator of DIRAC is the instantaneous Coulomb interaction

$$\hat{g}^C(1, 2) = \frac{e^2}{4\pi\epsilon_0 r_{12}}, \quad (4)$$

which constitutes the zeroth-order term and hence the nonrelativistic limit¹¹ of an expansion in c^{-2} of the fully relativistic two-electron interaction in the Coulomb gauge. It should be noted, though, that the presence of $\hat{g}^C(1, 2)$ induces the spin–same orbit (SSO) interaction, just as the presence of V_{eN} induces the spin–orbit interaction associated with the relative motion of the nuclei with respect to the electrons.⁸ The spin–other-orbit (SOO) interaction may be included by adding the Gaunt term, which is available at the SCF level. Spin–orbit interaction effects may be eliminated by transforming to the modified Dirac equation and removing spin-dependent terms.¹² In the quaternion formulation of SCF calculations in DIRAC, this corresponds to removing the three quaternion imaginary parts of the Fock matrix.¹³

It is also possible to carry out four-component *nonrelativistic* calculations using the Lévy–Leblond Hamiltonian,^{13,14} which is equivalent to the Schrödinger Hamiltonian within kinetic balance. The Schrödinger Hamiltonian is also available in DIRAC, but due to

its four-component form, the Lévy–Leblond Hamiltonian is better integrated in the code, in particular for the calculation of molecular properties. Contrary to the Schrödinger Hamiltonian, the four-component Hamiltonians are linear in vector potentials. In the *relativistic* case, the calculation of 3×3 second-order magnetic property matrices thus requires the solution of just three linear response equations, contrary to the scalar non-relativistic case that requires the evaluation of at least six diamagnetic expectation values and often solving more than three linear response equations; for example, linear response equations become ten for paramagnetic spin-orbit, Fermi-contact, and spin-dipole (PSO, FC, and SD) contributions to indirect spin–spin coupling between two nuclei.^{15,16} On the other hand, in order to get the diamagnetic contributions converged, special basis set considerations are necessary, usually expressed through (simple) magnetic balance.^{17,18} In the case of the Lévy–Leblond Hamiltonian, the diamagnetic contribution is calculated as an expectation value over the scalar non-relativistic operator.¹¹

A troublesome aspect of the Dirac Hamiltonian is the presence of solutions of negative energy. Over the years, there has been extensive work on eliminating the positronic degrees of freedom of the Dirac Hamiltonian, leading to approximate two-component Hamiltonians, such as the Douglas–Kroll–Hess (DKH)^{19–21} and zeroth-order regular approximation (ZORA)^{22–24} Hamiltonians. Various flavors of the ZORA Hamiltonian have been implemented in DIRAC,¹³ but only for energy calculations. DIRAC features the very first implementation of a two-component relativistic

Hamiltonian for molecular calculations where the one-electron part reproduces *exactly* the positive-energy spectrum of the parent four-component Dirac Hamiltonian.^{25,26} This implementation, presented as the BSS Hamiltonian by Jensen and Iliáš,²⁵ referring to the previous work by Barysz, Sadlej, and Snijders,²⁷ carried out a free-particle Foldy–Wouthuysen transformation²⁸ on the Dirac Hamiltonian, followed by an exact decoupling of positive- and negative-energy solutions. This two-step approach allows for the construction of finite-order two-component relativistic Hamiltonians such as the first- and second-order Douglas–Kroll–Hess Hamiltonians but is unnecessary for exact decoupling. The code was therefore superseded by a simple one-step approach, reported as the Infinite-Order Two-Component (IOTC) Hamiltonian by Iliáš and Saue.²⁹ Due to the equivalence with the exact quasirelativistic (XQR) Hamiltonian reported by Kutzelnigg and Liu,³⁰ it was later agreed³¹ to name such Hamiltonians eXact 2-Component (X2C) Hamiltonians. The X2C decoupling transformation is available in matrix form and is used to transform the matrix of any one-electron operator to the two-component form, hence avoiding picture change errors. For the two-electron integrals, DIRAC employs the uncorrected two-electron operator supplemented with the atomic mean-field approach for including two-electron spin-orbit interactions.^{32,33} Recently, the X2C code in DIRAC was rewritten in a more modular and modern form by Knecht.³⁴

For wave function-based correlation methods, the electronic Hamiltonian is conveniently written in the normal-ordered form

$$\hat{H} = E^{HF} + \sum_{pq} F_q^p \{a_p^\dagger a_q\} + \frac{1}{4} \sum_{pqrs} V_{qs}^{pr} \{a_p^\dagger a_r^\dagger a_s a_q\}, \quad (5)$$

where E^{HF} is the Hartree–Fock energy, F_q^p are elements of the Fock matrix, and curly brackets refer to normal ordering with respect to the Fermi vacuum, given by the HF determinant. For such calculations, DIRAC features the X2C molecular mean-field approach.³⁵ After a four-component relativistic HF calculation, the X2C decoupling is carried out on the Fock matrix, rather than the Dirac Hamiltonian matrix, whereas the two-electron operator is left untransformed. In combination with the usual approximation of neglecting core electron correlation, this limits the effect of picture change errors to valence–valence electron interactions only: core–core and core–valence electron interactions are treated with the same accuracy as in the 4C approach.

Last but not least, DIRAC features one-component scalar relativistic effective core potentials (AREPs) as well as two-component spin–orbit relativistic effective core potentials (SOREPs).³⁶

B. Electronic structure models

1. Self-consistent field (SCF) calculations

At the core of DIRAC is an SCF module allowing for both Hartree–Fock (HF)³ and Kohn–Sham (KS)³⁷ calculations. These calculations are Kramers-restricted and use a symmetry scheme based on quaternion algebra that automatically provides maximum point group and time-reversal symmetry reduction of the computational effort.⁴ In nonrelativistic quantum chemistry codes, spin-restricted open-shell SCF calculations employ Configuration State Functions (CSFs) $|S, M_S\rangle$ of well-defined spin symmetry. However, in the relativistic domain, spin symmetry is lost, and so the use of CSFs would

require linear combinations of Slater determinants adapted to combined spin and spatial symmetry, which is a challenge for a general molecular code. We have therefore instead opted for the average-of-configuration Hartree–Fock method³⁸ for open-shell systems. Individual electronic states may subsequently be resolved by a complete open-shell CI calculation.³⁹ Open-shell Kohn–Sham calculations use fractional occupation.

SCF calculations are based on the traditional iterative Roothaan–Hall diagonalization method with direct-inversion-in-the-iterative-subspace (DIIS) convergence acceleration. By default, the start guess is provided by a sum of atomic local-density approximation (LDA) potentials, which have been prepared using the GRASP atomic code⁴⁰ and are fitted to an analytical expression.⁴¹ Other options include (i) bare nucleus potentials corrected with screening factors based on Slater’s rules,⁴² (ii) atomic start based on densities from atomic SCF runs for the individual centers,⁴³ and (iii) an extended Hückel start based on atomic fragments.⁴⁴ In each SCF iteration, orbitals are by default ordered according to energy, and orbital classes are assigned by simple counting in the following order: (secondary) negative-energy orbitals, inactive (fully occupied) orbitals, active (if any) orbitals, and virtual orbitals. The implicit assumption of relative ordering of orbital energies according to orbital classes may cause convergence problems, for instance, for f -elements where closed-shell ns -orbitals typically have higher energies than open-shell $(n-2)f$ ones. Such convergence problems may be avoided by reordering of orbitals combined with overlap selection, pioneered by Bagus in the 1970s⁴⁵ and nowadays marketed as the maximum overlap method.⁴⁶ Overlap selection also provides robust convergence to core-ionized/excited states.⁴⁷ Negative-energy orbitals are treated as an orthogonal complement, corresponding to the implicit use of a projection operator.⁴⁸

An extensive selection of exchange–correlation energy functionals, as well as their derivatives to high order, needed for property calculations, is available for Kohn–Sham calculations. These XC functional derivatives are provided either by a module written by Salek⁴⁹ using symbolic differentiation or by the XCFun library written by Ekström^{50,51} using the automatic differentiation technique. By default, Kohn–Sham calculations employ Becke partitioning⁵² of the molecular volume into overlapping atomic volumes, where the numerical integration within each atomic volume is carried out using the basis-set adaptive radial grid proposed by Lindh, Malmqvist, and Gagliardi⁵³ combined with angular Lebedev quadrature. The XC contributions to energy derivatives or Fock matrix elements are evaluated for a batch of points at a time, which allows us to screen entire batches based on values of basis functions at these grid points and enables us to express one summation loop of the numerical integration as a matrix–matrix multiplication step.

2. Correlation methods

a. Four-index transformations. While the AO-to-MO index transformations are subordinate to the correlation approaches described below, some features are worth describing in a separate section. Irrespective of the Hamiltonian that is used in the orbital generation step, the approach always assumes that a large atomic orbital basis set is condensed to a much smaller molecular orbital basis. The result is the second-quantized, no-pair Hamiltonian in molecular orbital basis that is identical in structure to the

second-quantized Hamiltonian encountered in nonrelativistic methods [see Eq. (2)]. The main difference is the fact that the defining matrix elements in this Hamiltonian are in general complex due to the inclusion of spin-orbit coupling in the orbital generation step. As a consequence, integrals will not exhibit the usual eightfold permutation symmetry familiar from nonrelativistic integrals. This is even the case when higher point group symmetry is used to render the integrals real, as they may be a product of two imaginary transition densities. Only for spin-free calculations, is it possible to choose phase factors for the spinors in such a way that eightfold permutational symmetry is recovered. For ease of interfacing with nonrelativistic correlation implementations, such phase factors are inserted in the final stage of the transformation when running in the spin-free mode. The primary interface files that are generated contain the (effective) one-body operator plus additional symmetry and dimensionality information needed to set up the Hamiltonian. The numerous two-body matrix elements are stored in separate files that can be distributed over multiple locations in a compute cluster environment with delocalized disk storage. The program is complemented by a utility program that can convert the MO integrals to formats used by other major quantum chemistry programs, such as the FCIDUMP format,⁵⁴ thus facilitating the interfacing⁵⁵ of DIRAC to other electron correlation implementations, such as MRCC,⁵⁶ or even to quantum computers. With respect to the latter, a four-component relativistic quantum algorithm was reported in Ref. 57. More recently, DIRAC has been interfaced to the electronic structure package OpenFermion through a *Python* interface,⁵⁸ thus allowing for the calculation of energies and energy derivatives on a quantum computer⁵⁹ using either the full Dirac-Coulomb Hamiltonian or the Lévy-Leblond Hamiltonian.

The implementation has been revised several times over the years to account for changes in computer hardware architectures. The current default algorithm for the most demanding transformation of the two-electron integrals uses an MPI type of parallelization in which half-transformed integrals are generated from recomputed AO integrals. If the total disk space is an issue, it is also possible to employ a scheme in which only a subset of half-transformed integrals is stored at a given time. The generation of one-body integrals is less demanding and carried out by calling the Fock matrix build routine from the SCF part of the program, with a modified density matrix that includes only contributions from the orbitals that are to be frozen in the correlation treatment. In the generation of these integrals, it is possible to account for the Gaunt correction to the Coulomb interaction, thereby making a mean-field treatment of this contribution possible.³⁵ Explicit transformation of additional integrals over operators needed for the evaluation of molecular properties, or the inclusion of a finite strength perturbation in only the electron correlation calculation, is also possible and handled by a separate submodule.

The lowest-level correlation method is second-order Møller-Plesset perturbation (MP2) theory, and an early integral-direct, closed-shell implementation was realized by Laerdahl⁶⁰ in 1997. This implementation focuses on efficient, parallel calculation of the MP2 energy for closed-shell systems. A more general implementation that also allows for calculation of the relaxed MP2 density matrix was realized later by van Stralen⁶¹ as part of the coupled cluster implementation discussed below. Both implementations use the conventional MP2 approach; a more efficient Cholesky-decomposed

density matrix implementation was developed by Helmich-Paris.⁶² In this approach, the quaternion formalism, which has been developed in earlier works,⁶³ was used to reduce the number of operations. A production implementation along these lines is planned for the 2020 release.

b. Configuration interaction. The first implementation (**DIRRCI** module) of restricted active space configuration interaction was taken from the MOLFDIR program^{6,64} and is briefly described in Secs. 3.4 and 4.10 of Ref. 6, with more details on the calculation of CI coupling coefficients given in Chap. 6.5 of Ref. 65. This module is mostly kept for reference purposes as a more powerful implementation of configuration interaction in DIRAC was introduced later by Fleig and co-workers.⁶⁶ A unique feature that makes the DIRRCI module still of some interest is the handling of any Abelian point group symmetry, and not just D_{2h} and subgroups. The implementation is capable of handling every possible Abelian group as long as the respective multiplication table is provided. This feature allows for treatment of linear symmetry (a feature lacking in the MOLFDIR program) by merely changing the dimensions of the arrays that hold the symmetry information. While the DIRRCI code is no longer actively developed, some later extensions beyond the MOLFDIR capabilities have been implemented, such as the (approximate) evaluation of correlated first-order properties using the unrelaxed CI density matrix by Nayak.⁶⁷⁻⁶⁹ This implementation allows for the calculation of expectation values of one-electron property operators over the CI wave functions.

The more recent **KR-CI** module is a string-based Hamiltonian-direct configuration interaction (CI) program that uses Dirac Kramers pairs from either a closed- or an open-shell calculation in a relativistic two- and four-component formalism exploiting double point-group symmetry. KR-CI is parallelized using MPI in a scalable way where the CI vectors are distributed over the nodes, thus enabling the use of the aggregate memory on common computing clusters.^{70,71} There are two choices for the CI kernel: **LUCIAREL** and **GASCIP**.

The LUCIAREL kernel^{66,72} is a relativistic generalization of the earlier LUCIA code by Olsen.⁷³ It is capable of doing efficient CI computations at arbitrary excitation levels, FCI, SDCl, RASCI, and MRCl, all of which are subsets of the Generalized Active Space (GAS) CI. The GAS concept⁷⁴ is a central and very flexible feature (described in greater detail in Ref. 75) of the program that can be applied effectively to describe various physical effects in atomic matter. Apart from routine applications to valence electron correlation,^{76,77} it has been used in other modern applications to efficiently describe core-valence electron correlation⁷⁸ and also core-core correlation.⁷⁹ These uses can be combined with excited-state calculations, even when greater numbers of excited states with varying occupation types are required.⁸⁰ In the latter case, typical CI expansion lengths are on the order of up to 10^8 terms, whereas parallel single-state calculations have been carried out with up to 10^{10} expansion terms.⁸¹ If desired, KR-CI computes one-particle densities from the optimized CI wave functions from which one-electron expectation values of any property defined in DIRAC as well as natural orbital occupations can be calculated.

The complete open-shell implementation (**GOSCIP**) of MOLFDIR is used to obtain state energies after an average-of-configuration Hartree-Fock calculation. For other uses, a more

general and efficient **GASCIP** (Generalized Active Space CI Program) module was originally written by Thyssen and Jensen for KR-MCSCF and later parallelized and optimized by Jensen. This very general CI implementation is primarily used for KR-MCSCF and ESR calculations,⁸² but it is also available for KR-CI calculations. Another separate implementation is the spin-free version of LUCIAREL, **LUCITA**, which fully exploits spin and boson symmetry. LUCITA will consequently be faster for spin-free CI calculations than KR-CI using the LUCIAREL kernel. LUCITA has also been parallelized with MPI,⁸³ in the same way as KR-CI.

c. Multiconfigurational SCF. The original **KR-MCSCF** implementation was written by Thyssen, Fleig, and Jensen⁸⁴ and follows closely the theory of Ref. 85. Within a given symmetry sector, it allows for a state-specific optimization by taking advantage of a Newton-step-based genuine second-order optimization algorithm.⁸⁵ The KR-MCSCF module was later parallelized^{70,71} using MPI by Knecht, Jensen, and Fleig by means of a parallelization of the individual CI-based tasks encountered in an MCSCF optimization: (i) generation of the start vector, (ii) sigma-vector calculation, and (iii) evaluation of one- and two-particle reduced density matrices (RDMs). Moreover, its extension to an efficient treatment of linear symmetry (see Sec. III C)—both in the KR-CI part and in the restriction of orbital-rotational parameters—was a central element that allowed for a comprehensive study⁸⁶ of the electronic structure as well as of the chemical bond in the ground- and low-lying excited states of U₂ based on a simultaneous, variational account of both (static) electron correlation and spin-orbit coupling.

d. Coupled cluster. The **RELCCSD** coupled cluster module⁸⁷ is also derived from the MOLFDIR implementation, but in contrast to the DIRRCI module, it is still under active development. The implementation uses the same philosophy as DIRRCI in demanding only a point group multiplication table to handle Abelian symmetry. Furthermore, in some cases, point group symmetry beyond Abelian symmetry can be used to render the defining integrals of the second quantization Hamiltonian real, using the scheme first outlined in Ref. 88, but adjusted to work with the quaternion algebra used elsewhere in DIRAC. The implemented algorithms work in the same way for real and complex algebra, with all time-consuming operations performed by BLAS⁸⁹ calls that are made via a set of wrapper routines that point to the (double precision) real or complex version, depending on the value of a global module parameter. In this way, the need for maintenance of a separate code for real or complex arithmetic is strongly reduced. Due to the dependence on BLAS operations, shared memory parallelization is easily achieved by linking in a multithreaded BLAS library. Parallelization via MPI can be achieved in addition, as described in Ref. 90.

For the description of electronic ground states that can be qualitatively well described by a single determinant, the standard CCSD(T) model is usually the optimal choice in terms of performance,⁹¹ with the code taking the trial CCSD amplitudes from an MP2 calculation. As the RELCCSD implementation does not assume time-reversal symmetry, it is possible to treat open-shell cases as well. This is straightforward at the CCSD level of theory as the specific open-shell SCF approach used to generate the orbitals is then relatively unimportant and the implementation does not assume a diagonal reference Fock matrix. For the implemented perturbative

triple corrections,^{92,93} a larger dependence on the starting orbitals is observed, although performance is usually satisfactory for simple open-shell cases with only one unpaired electron. For more complicated cases, it is often better to use the Fock space coupled cluster (FSCC) model, in which multireference cases can also be handled.

The relativistic use of the FSCC method⁹⁴ has been pioneered by Eliav and Kaldor,⁹⁵ and in the DIRAC implementation,⁹⁶ one is able to investigate electronic states that can be accessed by single or double electron attachment or detachment, as well as singly excited states, from a starting closed-shell reference determinant—that is, states with up to two unpaired electrons. Most calculations done with this method nowadays use their intermediate Hamiltonian^{97,98} (IH) schemes that remove problems with intruder states to a large extent.^{99–102} The IH approach has been recently improved by the very efficient Padé extrapolation method.¹⁰³ As IH schemes often use large active spaces, and the original Fock space implementation⁹⁶ was designed with small numbers of occupied orbitals in mind, these calculations can become rather memory-intensive.

We have also implemented the equation-of-motion coupled cluster approach for the treatment of electron attachment (EOM-EA), ionization energy (EOM-IP), and excitation energy (EOM-EE).¹⁰⁴ EOM-IP and EOM-EE can also be used to obtain core ionization and excitation energies via the core-valence separation approach.¹⁰⁵ This complements the Fock space functionality for treating electronically excited states, especially for species that can be represented by a closed-shell ground-state configuration.¹⁰⁶

e. Range-separated density functional theory. This method allows for grafting of wave function-based correlation methods onto density functional theory (DFT) without double counting of electron correlation.¹⁰⁷ We have explored this approach combining short-range DFT with long-range MP2 theory¹⁰⁸ and CC model.¹⁰⁹

f. Density matrix renormalization group (DMRG). If requested, KR-CI provides a one- and two-electron integral file in the FCIDUMP format,⁵⁴ which allows for, for the active space specified in the KR-CI input, relativistic density matrix renormalization group (DMRG) calculations^{110,111} with the relativistic branch of the DMRG program QCMACQUIS.^{112,113} If desired, the DMRG program computes the one-particle reduced density matrix for the optimized wave function in the MO basis and writes it to a text file that can be fed back into DIRAC. This feature makes it possible to calculate (static) first-order one-electron properties in the same way as described below for SCF calculations. Moreover, this functionality also opens up further possibilities to analyze the resulting wave function and to calculate properties in real-space, as it was shown in Ref. 111 for a Dy(III) complex. For the latter functionality, the visualization module (see Sec. II E) was extended with an interface to wave functions optimized within the KR-CI/KRMSCF framework of Dirac.

C. Molecular properties

A common framework for the calculation of molecular properties is response theory. A less economical, but computationally easier approach is to use a finite-field approach. Implementations for both strategies are available in DIRAC.

The property module of DIRAC has been written in a very general manner, allowing user-defined operators. More precisely, a four-component one-electron operator has the general form

$$\hat{P} = \sum_k f_k M_k \hat{\Omega}_k, \quad (6)$$

where f_k is a scalar factor, M_k is a 4×4 matrix ($I_4, \alpha_x, \Sigma_y, \dots$), and $\hat{\Omega}_k$ is a scalar operator. The user can choose between 21 different operators forms, Eq. (6) (for example, $c(\alpha \cdot \hat{\Omega})$ and $f\gamma_5\hat{\Omega}$; for the full list, see the manual on the DIRAC website¹¹⁴). For the definition of specific scalar operators $\hat{\Omega}$, DIRAC benefits from the extensive menu of one-electron operators in the HERMIT module.² For convenience, a number of properties are predefined, as shown in Table I.

1. SCF calculations

At the closed-shell SCF level, both for Hartree–Fock and for Kohn–Sham, DIRAC allows for the calculation of molecular properties corresponding to expectation values as well as linear^{5,116} and quadratic^{131,132} response functions. In addition, first- and second-order residues of the quadratic response function have been programmed, allowing for the calculation of two-photon absorption cross sections¹¹⁸ and first-order properties of electronically excited states,¹³³ respectively.

Linear response functions have been extended to complex response through the introduction of a common damping term that

removes divergences at resonances.¹³⁴ This allows for not only probing of second-order properties in the vicinity of resonances but also simulation of absorption spectra within a selected window of frequencies. In addition, complex response allows for the calculation of properties at formally imaginary frequencies, such as C_6 dispersion coefficients.¹³⁵

Excitation energies are available through time-dependent HF and DFT.¹³⁶ Restrictions may be imposed on active occupied (and virtual) orbitals, hence allowing for restricted excitation window (REW) calculations^{47,137} of x-ray absorption spectra. Another method available for core-excitation processes in molecules is the static-exchange approximation (STEX).¹³⁸ Transition moments may be calculated with user-specified property operators. From DIRAC20 onward, three schemes¹³⁹ to go beyond the electric dipole approximation in the calculation of oscillator strengths will be available in DIRAC. The first is based on the full semi-classical light–matter interaction operator and the two others on a truncated interaction within the Coulomb gauge (velocity representation) and multipolar gauge (length representation). The truncated schemes can be calculated in *arbitrary* order in the wave vector. All schemes allow for rotational averaging.

NMR shieldings as well as magnetizabilities may be calculated using London orbitals and simple magnetic balance.¹⁸ For KS calculations, non-collinear spin magnetization has been implemented¹³² and all required derivatives of exchange–correlation functionals are provided.

TABLE I. Predefined molecular properties in DIRAC. EV is expectation value; LR is linear response; QR is quadratic response.

Keyword	Electric properties	EV	LR	QR	References
.DIPOLE	Electric dipole moment	x			
.QUADRU	Traceless electric quadrupole moment	x			
.EFG	Electric field gradients at nuclear positions	x			115
.NQCC	Nuclear quadrupole coupling constants	x			115
.POLARI	Electronic dipole polarizability tensor		x		5 and 116
.FIRST	Electronic dipole first-order hyperpolarizability tensor			x	117
.TWO-PH	Two-photon absorption cross sections			x	118
<i>Magnetic properties</i>					
.NMR	Nuclear magnetic shieldings and indirect spin–spin couplings		x		15 and 119
.SHIELD	Nuclear magnetic shieldings		x		15 and 119
.SPIN-S	Indirect spin–spin couplings		x		15
.MAGNET	(Static) magnetizability tensor		x		120 and 121
.ROTG	Rotational g-tensor (DIRAC20)		x		122
<i>Mixed electric and magnetic properties</i>					
.OPTROT	Optical rotation		x		123
.VERDET	Verdet constants			x	124
<i>Other predefined properties</i>					
.MOLGRD	Molecular gradient				125
.PVC	Parity-violating energy (nuclear spin-independent part)	x			126 and 127
.PVCNMR	Parity-violating contribution to the NMR shielding tensor		x		128
.RHONUC	Electronic density at the nuclear positions (contact density)	x			129
.EFFDEN	Effective electronic density associated with nuclei (Mössbauer)	x			129
.SPIN-R	Nuclear spin-rotation constants	x	x		130

2. Correlation modules

a. Electronic ground state properties. The implementations for obtaining density matrices for molecular properties are still under development. For the single reference CCSD model, the current available functionality is to obtain the unrelaxed one-particle density matrix.¹⁴⁰ For the MP2 model, for which orbital relaxation effects are more important, the relaxed density matrix can be obtained.⁶¹ After back-transforming to the AO basis, molecular properties can be obtained in the same way as for SCF calculations. Alternatively, one may also obtain matrix elements of property operators in the MO basis and compute expectation values of CI wave functions and/or include property operators as a finite-strength perturbation in the CI or CC wave function determination. This allows for determination of properties that break Kramers symmetry and has, for example, been used for assessing the effect of an electric dipole moment of the electron (*eEDM*) in molecular systems.¹⁴¹

b. Excited state properties. For properties that depend also on the excited state density matrix, such as transition probabilities, only limited functionality is available in RELCCSD. Transition intensities based on an approximate CI expression and the dipole approximation for the transition moments have been implemented for the Fock space coupled cluster model. Under development, and planned to be available in the 2020 DIRAC release, is an extension to the non-diagonal form of the finite field approach in the Fock space CC. This approach allows for accurate calculations of the dipole moments of electron transitions in heavy atomic and molecular systems.¹⁴² For KR-CI, the range of properties is larger,⁷⁰ and basically the same as for the electronic ground state. These include molecule-frame static electric dipole moments,^{70,143} E1 transition matrix elements,^{70,144} and magnetic hyperfine interaction constants¹⁴⁵ in electronic ground and excited states. Moreover, parity-reversal (P) and time-reversal (T) violating properties are implemented as expectation values over atomic or molecular KR-CI ground- and excited-state wave functions, in particular the electron electric dipole moment interaction,¹⁴⁶ the P,T-odd scalar-pseudoscalar nucleon-electron interaction,¹⁴³ and the nuclear magnetic quadrupole moment electron magnetic-field interaction.⁷⁸

c. Electron propagator. The Algebraic Diagrammatic Construction (ADC) is an efficient, size-consistent post-Hartree-Fock method, which can be used to obtain molecular properties.^{147–150} With DIRAC, the calculation of single¹⁵¹ and double¹⁵² ionization as well as electronic excitation^{153,154} spectra using the RELADC and POLPRP modules is possible. Decay widths of electronic decay processes can be obtained by the FanoADC-Stieltjes method.¹⁵⁵ The ionization spectra can be obtained at the level of ADC(2), ADC(2x), and ADC(3) plus constant diagrams, while the electronic excitation spectra are available at ADC(2) and ADC(2x) levels of accuracy. Technically, the ADC implementation and the RELCCSD code share much of their infrastructure.

d. Quasi-degenerate perturbation theory using configuration interaction. A module is under development for description of properties of quasi-degenerate states as encountered in open-shell molecules. The focus has so far been on calculation of ESR/EPR g-tensors,⁸² hyperfine couplings, and zero-field splitting. It is based on the flexible GASCIP configuration interaction module.

D. Environments

A great deal of information can be extracted from gas-phase electronic structure calculations, even for systems that are studied experimentally in solution or other condensed phases. Nevertheless, the environment can strongly modulate the properties of a system, such as formation/reaction energies and response properties (e.g., electronic or vibrational spectra). It can therefore be important to take into account the influence of the environment on the systems of interest. A straightforward way to include the environment is by performing calculations on large molecular systems or aggregates, but this quickly becomes unwieldy already for HF and DFT calculations, and for correlated electronic structure calculations (Sec. II C 2), this strategy is largely unfeasible.

The alternative to such calculations is the use of embedding approaches,¹⁵⁶ in which the environment is treated in a more approximate fashion with respect to the subsystem of interest, see Fig. 1. Apart from the simplest possible embedding scheme, using *fixed* point charges, DIRAC offers three different classes of increasingly sophisticated embedding approaches: the implicit solvation polarizable continuum model (PCM), the atomistic polarizable embedding (PE) model, and the frozen density embedding (FDE) model; the latter is also referred to as subsystem DFT. In the first two, the environment is treated classically, whereas for the latter, all fragments are treated quantum mechanically, though generally at different levels of theory.

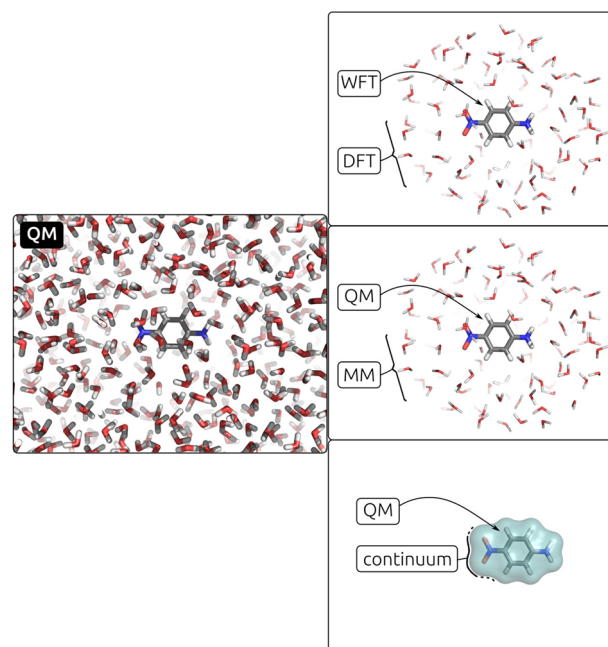


FIG. 1. Pictorial depiction of the transition from the quantum mechanical model to one of the multiscale models available in DIRAC for the aqueous solvation of *para*-nitroaniline. Leftmost panel: a fully quantum mechanical cluster model. Upper central panel: a frozen density embedding (FDE) (explicit) model. Middle central panel: a quantum/classical discrete (explicit) model. Lower central panel: a quantum/classical continuum (implicit) model.

1. Polarizable continuum model (PCM)

The PCM is a quantum/classical polarizable model for the approximate inclusion of solvent effects into quantum mechanical calculations.¹⁵⁷ It is a focused, implicit solvation model: the environment (usually a solvent) is replaced by a dielectric with permittivity ϵ , and the mutual interaction between the quantum mechanical and classical regions is described by the electrostatic polarization. The model cannot describe specific, weak interactions between subsystems, such as hydrogen bonding, but can give the first qualitative estimate of solvation effects on many molecular properties.

The quantum mechanical region is delimited by a *cavity*, a region of space usually constructed as a set of interlocking spheres and hosting the QM fragment, see the lower central panel in Fig. 1. Inside the cavity, the permittivity is that of vacuum ($\epsilon = 1$), while outside, the permittivity assumes the value appropriate for the environment being modeled. For example, in the case of water, the experimental value $\epsilon = 78.39$ would be used. The electrostatic polarization is represented as an apparent surface charge (ASC), which is the solution to the integral formulation of the Poisson equation. The coupling with the QM code at the SCF level of theory is achieved by augmenting the usual Fock operator with an ASC-dependent environment polarization operator. This results in minimal, localized changes to the SCF cycle.

The implementation in DIRAC is based on the `PCMSOLVER` library,^{158,159} which provides a well-defined interface to a standalone computational backend. The PCM method is available for mean-field (HF and DFT) wave functions. Additionally, static electric linear response properties can also be computed including the effect of the solvent via the PCM.

2. Polarizable embedding (PE)

The PE model is a fragment-based quantum-classical embedding approach for including environment effects in calculations of spectroscopic properties of large and complex molecular systems.^{160–162} The effects from the classical environment on the quantum subsystem are included effectively through an embedding potential that is parameterized based on *ab initio* calculations. The molecular environment is thus subdivided into small, computationally manageable fragments from which multi-center multipoles and multi-center dipole-dipole polarizabilities are computed. The multipoles and polarizabilities model the permanent and induced charge distributions of the fragments in the environment, respectively. For solvent environments, a fragment typically consists of an individual solvent molecule, while for large molecules, such as proteins, a fragmentation approach based on overlapping fragments is used. The resulting embedding potential is highly accurate¹⁶³ and introduces an explicitly polarizable environment that thus allows the environment to respond to external perturbations of the chromophore.¹⁶⁴ The embedding-potential parameters can be conveniently produced using external tools such as the PyFraME package,¹⁶⁵ which automates the workflow leading from an initial structure to the final embedding potential.

The current implementation of the PE model in DIRAC can be used in combination with mean-field electronic-structure methods (i.e., HF and DFT) including electric linear response and transition properties where local-field effects, termed effective external field (EEF)^{166,167} effects in the PE context, may be included.¹⁶⁸

The model is implemented in the Polarizable Embedding library (PElib)¹⁶⁹ that has been interfaced to DIRAC.¹⁶⁸ The library itself is based on an AO density-matrix-driven formulation, which facilitates a loose-coupling modular implementation in host programs. The effects from the environment are included by adding an effective one-electron embedding operator to the Fock operator of the embedded quantum subsystem. The potential from the permanent charge distributions is modeled by the multipoles, which is a static contribution that is computed once and added to the one-electron operator at the beginning of a calculation. The induced, or polarized, charge distributions are modeled by induced dipoles resulting from the electric fields exerted on the polarizabilities. This introduces a dependence on the electronic density, through the electronic electric field, and the induced dipoles are therefore updated in each iteration of an SCF cycle or response calculation, similar to the procedure used in the PCM.¹⁷⁰

3. Frozen density embedding (FDE)

The FDE approach is based on a reformulation of DFT whereby one can express the energy of a system in terms of subsystem energies and an interaction term (see Ref. 156 and references therein), which contains electrostatic, exchange-correlation, and kinetic energy contributions, with the latter two correcting for the non-additivity between these quantities calculated for the whole system and for the individual subsystems. As in other embedding approaches, we are generally interested in one subsystem, while all others constitute the environment. The electron density for the system of interest is determined by making the functional for the total energy stationary with respect to variations of the said density, with a constraint provided by the density of the environment. The interaction term thus yields a local embedding potential, $v^{\text{emb}}(\mathbf{r})$, representing the interactions between the system and its environment.

The FDE implementation in DIRAC is capable of calculating $v^{\text{emb}}(\mathbf{r})$ during the SCF procedure (HF and DFT) using previously obtained densities and electrostatic potentials for the environment on a suitable DFT integration grid, as well as exporting these quantities. One can also import a precalculated embedding potential, obtained with DIRAC or other codes,¹⁷¹ and include it in the molecular Hamiltonian as a one-body operator.¹⁷² This allows for setting up iterative procedures to optimize the densities of both the system of interest and the environment via freeze-thaw cycles.¹⁷³

At the end of the SCF step, the imported or calculated $v^{\text{emb}}(\mathbf{r})$ becomes part of the optimized Fock matrix and is therefore directly included in all correlated treatments mentioned above^{172,174} as well as for TD-HF and TD-DFT. For the latter two, contributions arising from the second-order derivatives of interaction energy are also available for linear response properties of electric¹⁷⁵ and magnetic perturbations,¹⁷⁶ though the couplings in the electronic Hessian between excitations on different subsystems are not yet implemented. The interaction term for the non-additive kinetic energy contributions is calculated with one of the available approximate kinetic energy functionals that can be selected via input.

E. Analysis and visualization

DIRAC features Mulliken population analysis.¹⁷⁷ However, this analysis should be used with caution due to its well-known basis-set

dependence. An additional complication in the present case is that the analysis distributes density according to *scalar* basis functions, which is incompatible with two- or four-component atomic orbitals. We have therefore introduced **projection analysis**, similar in spirit to Mulliken analysis, but using precalculated atomic orbitals.^{178,179} The reference atomic orbitals may furthermore be polarized within the molecule using the intrinsic atomic orbital algorithm.^{180,181} The projection analysis furthermore allows for the decomposition of expectation values at the SCF level into inter- and intra-atomic contributions, which, for instance, has elucidated the mechanisms of parity-violation in chiral molecules.¹²⁷ It is also possible to localize molecular orbitals, which is favorable for bonding analysis.¹⁷⁹

The **visualization module** in DIRAC makes it possible to export densities and their derivatives, as well as other quantities (such as property densities obtained from response calculations), to third-party visualization software commonly used by the theoretical chemistry community such as Molden,^{182,183} as well as by less known analysis tools such as the Topology Toolkit (TTK),¹⁸⁴ with which we can perform a wide range of topological analyses, including atoms-in-molecules (AIM)¹⁸⁵ with densities obtained with Hartree-Fock, DFT, and CCSD wave functions. DIRAC can export such data in the Gaussian cube file format, or over a custom grid.

DIRAC has been extensively used for the visualization of property densities, in particular magnetically induced currents.^{186,187} More recently, shielding densities have been investigated in order to gain insight into the performance of FDE for such NMR properties.^{173,176}

As an illustration of the visualization module, we start from the observation of Kaupp *et al.*¹⁸⁸ that the spin-orbit contribution to

the shielding $\sigma(H_\beta)$ of β -hydrogen of iodoethane follows closely the Karplus curve of the indirect spin-spin coupling constant $K(H_\beta, I)$ as a function of the H-C-C-I dihedral angle. The DIRAC program makes it possible to isolate spin-free and spin-orbit contributions to magnetic properties;¹¹ this has allowed us to show that this connection is manifest at the level of the corresponding property densities (Fig. 2).

F. Programming details and installation

The source code consists mostly of Fortran 77 and Fortran 90 codes, but some modules are written in C (exchange-correlation functional derivatives using symbolic differentiation, pre-Fortran-90 memory management) and C++ (exchange-correlation functional derivatives using automatic differentiation, polarizable continuum model). *Python* is used for the powerful code launcher pam, which has replaced the previous launcher written in Bash.

The code base is under version control using Git and hosted on a GitLab repository server. The main development line as well as release branches is write-protected, and all changes to these are automatically tested and undergo code review. For integration tests, we use the Runtest library¹⁸⁹ and we run the test set both nightly and before each merge to the main code development branch.

Since 2011, the code is configured using CMake,¹⁹⁰ which was introduced to make the installation more portable and to make it easier to build and maintain a code base with different programming languages and an increasing number of externally maintained modules and libraries. The code is designed to run on a Unix-like operating system, but thanks to the platform universality of the employed *Python*, Git and CMake tools, we have also been able to adapt the DIRAC code for the MS Windows operating system using the MinGW-GNU compiler suite.

G. Code documentation

The code documentation (in HTML or PDF format) is generated from sources in the reStructuredText format using Sphinx¹⁹¹ and served via the DIRAC program website.¹¹⁴ We track the documentation sources in the same Git repository as the source code. In this way, we are able to provide documentation pages for each separate program version, which improves the reproducibility of the code and also allows us to document unreleased functionality for future code versions. In addition to a keyword reference manual, we share a broad spectrum of tutorials and annotated examples that provide an excellent starting point for users exploring a new code functionality or entering a new field.

H. Distribution and user support

The program is distributed in the source code form under a custom open-use license. Traditionally, we have distributed the code to the community upon request, but starting with the DIRAC18 release,¹⁹² we have switched to distributing the source code and collecting download metrics via the Zenodo service.¹⁹³ We plan to transition to an open source license (GNU Lesser General Public License) in the near future to encourage contributions and simplify the derivative work based on the DIRAC package. User support is provided on a best-effort basis using Google Groups, with presently

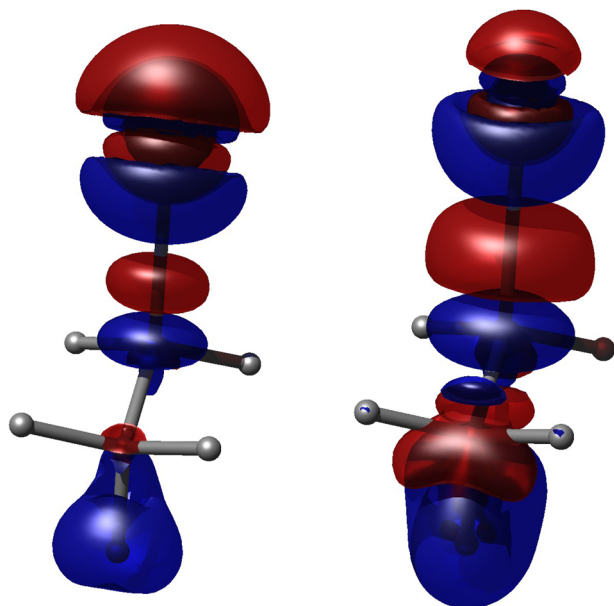


FIG. 2. Visualizing the analogy between the spin-orbit contribution to shieldings and the indirect spin-spin coupling: isosurface plot of the spin-spin coupling density $K(H_\beta, I)$ in iodoethane (left panel; Fermi-contact + spin-dipole contributions), compared with the spin-orbit coupling contribution to the shielding density $\sigma(H_\beta)$ (right panel). The dihedral angle H-C-C-I is 180° .

360 subscribers. Deliberate efforts in community building are also reflected in the social media presence.¹⁹⁴

III. IMPLEMENTATION DETAILS

A. Basis functions

In the nonrelativistic domain, basis functions are modeled on atomic orbitals, but with adaptations facilitating integral evaluation. This has led to the dominant, but not exclusive use of Cartesian or spherical Gaussian-type orbitals (GTOs). Four-component atomic orbitals may be expressed as

$$\psi(\mathbf{r}) = \begin{bmatrix} \psi^L \\ \psi^S \end{bmatrix} = \frac{1}{r} \begin{bmatrix} P_\kappa(r) \xi_{\kappa, m_j}(\theta, \phi) \\ i Q_\kappa(r) \xi_{-\kappa, m_j}(\theta, \phi) \end{bmatrix}, \quad (7)$$

where P_κ and Q_κ are real scalar radial functions and ξ_{κ, m_j} are two-component complex angular functions. The first four-component relativistic molecular calculations in the finite basis approximation met with failure because the coupling of the large ψ^L and the small ψ^S components through the Dirac equation was ignored. Since the exact coupling is formally energy-dependent, the use of the nonrelativistic limit was made instead, leading to the kinetic balance prescription.^{195–197} However, it is not possible to take this limit for the positive- and negative-energy solutions of the Dirac equation at the same time. Since the focus in chemistry is definitely on the positive-energy solutions, the relativistic energy scale is aligned with the nonrelativistic one through the substitution $E \rightarrow E - m_e c^2$, whereupon the limit is taken as

$$\lim_{c \rightarrow \infty} c \psi^S = \lim_{c \rightarrow \infty} \frac{1}{2m_e} \left[1 + \frac{E - V}{2m_e c^2} \right] (\boldsymbol{\sigma} \cdot \mathbf{p}) \psi^L = \frac{1}{2m_e} (\boldsymbol{\sigma} \cdot \mathbf{p}) \psi^L. \quad (8)$$

In practice, one may choose between one- and two-component basis functions for four-component relativistic molecular calculations. The latter choice allows for the straightforward realization of *restricted* kinetic balance,¹⁹⁷ hence a 1:1 ratio of large and small component basis functions, but requires on the other hand a dedicated integration module. In DIRAC, we opted³ for Cartesian GTOs,

$$G_{ijk}^\alpha(\mathbf{r}) = N x^i y^j z^k \exp[-\alpha r^2], \quad i + j + k = \ell, \quad (9)$$

since this gave immediate access to integrals of the HERMIT integral module,² where the extensive menu of one-electron integrals boosted functionality in terms of molecular properties.

DIRAC provides a library of Gaussian basis sets. The main basis sets available are those of Dyall and co-workers,^{198–210} which cover all elements from H to Og at the double-zeta, triple-zeta, and quadruple-zeta levels of accuracy. They include functions for electron correlation for valence, outer core, and inner core, as well as diffuse functions, in the style of the Dunning correlation-consistent basis sets.²¹¹ In addition, many standard non-relativistic basis sets are available for use with lighter elements. All Dyall basis sets are used uncontracted; however, by default, the non-relativistic basis sets are kept contracted for non-relativistic calculations and otherwise for H–Kr ($Z \leq 36$), for heavier elements, the basis sets are uncontracted to get a better description of the restricted kinetic balance in relativistic calculations. For this reason, the number of basis functions is generally considerably larger than that in non-relativistic calculations; however, this in fact gives better screening

in direct Fock matrix calculations and is therefore generally not a problem in the SCF. For correlated calculations based on HF, the usual procedure is to delete molecular orbitals with high orbital energies.

B. SCF module for HF and KS calculations

The SCF module has some unique features that will be described in the following. In the matrix form, the HF/KS equations read

$$F\mathbf{c} = S\mathbf{c}\epsilon, \quad (10)$$

where F and S are the Fock/KS and overlap matrices, respectively, and \mathbf{c} refers to expansion coefficients. Before diagonalization, the equations are transformed to an orthonormal basis,

$$\tilde{F}\tilde{\mathbf{c}} = \tilde{\mathbf{c}}\epsilon, \quad \tilde{F} = V^\dagger F V, \quad \mathbf{c} = V\tilde{\mathbf{c}}, \quad V^\dagger S V = I. \quad (11)$$

As a simple example, we may take the Dirac equation in a finite basis,

$$\begin{bmatrix} V^{LL} & c\Pi^{LS} \\ c\Pi^{SL} & V^{SS} - 2m_e c^2 S^{SS} \end{bmatrix} \begin{bmatrix} \mathbf{c}^L \\ \mathbf{c}^S \end{bmatrix} = \begin{bmatrix} S^{LL} & 0 \\ 0 & S^{SS} \end{bmatrix} \begin{bmatrix} \mathbf{c}^L \\ \mathbf{c}^S \end{bmatrix} E. \quad (12)$$

After orthonormalization, it reads

$$\begin{bmatrix} \tilde{V}^{LL} & c\tilde{\Pi}^{LS} \\ c\tilde{\Pi}^{SL} & \tilde{V}^{SS} - 2m_e c^2 \tilde{S}^{SS} \end{bmatrix} \begin{bmatrix} \tilde{\mathbf{c}}^L \\ \tilde{\mathbf{c}}^S \end{bmatrix} = \begin{bmatrix} \tilde{I}^{LL} & 0 \\ 0 & \tilde{I}^{SS} \end{bmatrix} \begin{bmatrix} \tilde{\mathbf{c}}^L \\ \tilde{\mathbf{c}}^S \end{bmatrix} E. \quad (13)$$

DIRAC employs canonical orthonormalization²¹² that allows for the elimination of linear dependencies. However, the orthonormalization step is overloaded as follows:

1. *Elimination and freezing of orbitals:* DIRAC allows for the elimination and freezing of orbitals. Such orbitals are provided by the user in the form of one or more coefficient files. This part of the code uses the machinery of the projection analysis discussed in Sec. II E. The selected orbitals can therefore be expressed either in the full molecular basis or in the basis set of some chosen (atomic) fragment. They are eliminated by transforming them to the orthonormal basis and projecting them out of the transformation matrix V . They may instead be frozen by putting them back in the appropriate position when back-transforming coefficients to the starting AO basis. An example of the use of elimination of orbitals is a study of the effect of the lanthanide contraction on the spectroscopic constants of the CsAu molecule.²¹³ Inspired by an atomic study by Bagus and co-workers,²¹⁴ the precalculated $4f$ -orbitals of the gold atom were imported into a molecular calculation and eliminated. At the same time, the gold nuclear charge was reduced by 14 units, thus generating a pseudo-gold atom unaffected by the lanthanide contraction. An example of the freezing of orbitals is the study of the effect of the freezing of oxygen $2s$ -orbitals on the electronic and molecular structure of the water molecule.¹⁷⁹
2. *Cartesian-to-spherical transformation:* As already mentioned, at the integral level, DIRAC employs Cartesian Gaussian-type orbitals (GTOs), Eq. (9), since this allowed the use of a non-relativistic integral code. Cartesian GTOs are particularly suited for integral evaluation due to the separability in

Cartesian coordinates, but in non-relativistic codes, the integrals are typically subsequently transformed to the smaller set of integrals over spherical GTOs,

$$G_{\ell m}^{\alpha}(\mathbf{r}) = Nr^{\ell} \exp[-\alpha r^2] Y_{\ell m}(\theta, \phi). \quad (14)$$

However, in relativistic calculations, the situation becomes more complicated due to the kinetic balance prescription. In the atomic case, the nonrelativistic limit of the coupling between the large and small radial functions reads

$$\lim_{c \rightarrow \infty} cQ_{\kappa} = \frac{1}{2m_e} \left(\partial_r + \frac{\kappa}{r} \right) P_{\kappa}, \quad (15)$$

which in the present case implies that if we start from a standard form of the radial function for large components, we end up with a non-standard form for the small component radial function, that is,

$$P_{\kappa}(r) = Nr^{\ell-1} \exp[-\alpha r^2] \\ \Rightarrow Q_{\kappa}(r) = N \left\{ (\kappa + \ell - 1)r^{\ell-2} - 2\alpha r^{\ell} \right\} \exp[-\alpha r^2].$$

Rather than implementing the transformation to the non-standard radial part of the small component spherical GTOs at the integral level, we have embedded it in the transformation to the orthonormal basis.

3. *Restricted kinetic balance:* The use of scalar basis functions only allows for *unrestricted* kinetic balance, where the small component basis functions are generated as derivatives of the large component ones, but not in the fixed two-component linear combination of Eq. (8). This leads to the curious situation that the small component basis is represented by more functions than the large component one, e.g., a single large component *s*-function generates three small component *p*-functions. In DIRAC, we do, however, recover RKB in the orthonormalization step. In the first version, RKB was obtained by noting that the extra small component basis functions mean that there will be solutions of the Dirac equation with zero large components. In the free-particle case, these solutions will have energy $-2m_e c^2$. RKB was therefore realized by diagonalizing the free-particle Dirac equation in the orthonormal basis, thus identifying and eliminating (as described above) these unphysical solutions.

It was later realized that RKB could be achieved in a simpler manner by embedding the transformation to the modified Dirac equation^{12,13}

$$Q = \begin{bmatrix} \tilde{T}^{LL} & 0 \\ 0 & \frac{1}{2m_e c} \tilde{\Gamma}^{SL} \end{bmatrix} \\ \Rightarrow \begin{bmatrix} \tilde{V}^{LL} & \frac{1}{2m_e} \tilde{T}^{LL} \\ \frac{1}{2m_e} \tilde{T}^{LL} & \frac{1}{4m_e^2 c^2} \tilde{W}^{LL} - \frac{1}{2m_e} \tilde{T}^{LL} \end{bmatrix} \begin{bmatrix} \tilde{\mathbf{c}}^{L'} \\ \tilde{\mathbf{c}}^{S'} \end{bmatrix} \\ = \begin{bmatrix} \tilde{T}^{LL} & 0 \\ 0 & \frac{1}{4m_e^2 c^2} \tilde{T}^{LL} \end{bmatrix} \begin{bmatrix} \tilde{\mathbf{c}}^{L'} \\ \tilde{\mathbf{c}}^{S'} \end{bmatrix}, \quad (16)$$

where

$$\tilde{T}_{\mu\nu}^{LL} = \frac{1}{2m_e} \sum_{\gamma} \tilde{\Gamma}_{\mu\gamma}^{LS} \tilde{\Gamma}_{\gamma\nu}^{SL} = \left\langle \tilde{\chi}_{\mu} \left| \frac{p^2}{2m_e} \right| \tilde{\chi}_{\nu} \right\rangle, \quad (17)$$

$$\tilde{W}_{\mu\nu}^{LL} = \sum_{\gamma\delta} \tilde{\Gamma}_{\mu\gamma}^{LS} \tilde{V}_{\gamma\delta}^{SS} \tilde{\Gamma}_{\delta\nu}^{SL} = \left\langle \tilde{\chi}_{\mu} \left| (\boldsymbol{\sigma} \cdot \mathbf{p}) V (\boldsymbol{\sigma} \cdot \mathbf{p}) \right| \tilde{\chi}_{\nu} \right\rangle, \quad (18)$$

where the latter equalities follow from kinetic balance.¹⁹⁶ The metric on the right-hand side of Eq. (16) indicates a non-orthonormal basis. A second canonical orthonormalization transformation \tilde{V} is therefore introduced, so that the total transformation, done in a single step, reads $VQ\tilde{V}$.

4. *Elimination of spin-orbit interaction:* As shown by Dyall,¹² transformation to the modified Dirac equation allows for a separation of spin-free and spin-dependent terms. In the quaternion symmetry scheme of DIRAC, we obtain such a separation by simply deleting the quaternion imaginary parts of Fock matrices in the orthonormal basis.¹³
5. *X2C transformation:* The transformation to the eXact 2-Component (X2C) relativistic Hamiltonian is carried out starting from the modified Dirac equation in the orthonormal basis. Working with a *unit* metric greatly simplifies the transformation.²¹⁵
6. *Supersymmetry:* At the integral level, basis functions are adapted to symmetries of D_{2h} and subgroups. However, for linear systems, we obtain a blocking of Fock matrices in the orthonormal basis on the m_j quantum number²¹⁶ by diagonalizing the matrix of the \hat{j}_z operator in the orthonormal basis and performing the substitution $V \rightarrow VU_m$, where U_m are the eigenvectors ordered on m_j . This provides significant computational savings, in particular at the correlated level. Recently, we have implemented atomic supersymmetry, such that the Fock matrix gets blocked on (κ, m_j) quantum numbers (to appear in DIRAC20).²¹⁷

C. Symmetry considerations

The DIRAC code can handle symmetries corresponding to D_{2h} and subgroups (denoted binary groups) as well as linear and atomic (from DIRAC20) supersymmetries. At the SCF level, DIRAC employs a unique quaternion symmetry scheme that combines time reversal and spatial symmetry.⁴ A particularity of this scheme is that symmetry reductions due to spatial symmetry are translated into a reduction of algebra, from quaternion down to complex and possibly real algebra. This leads to a classification of the binary groups as follows:

- Quaternion groups: C_1, C_i
- Complex groups: C_2, C_s, C_{2h}
- Real groups: D_2, C_{2v}, D_{2h} .

At the SCF level, DIRAC works with the irreducible *co-representations* obtained by combining the above spatial symmetry groups with time reversal symmetry.⁴ A source of confusion for DIRAC users has been that occupations are given for each irreducible co-representation at the SCF level. However, one can show that starting from the binary groups, there are at most two irreducible co-representations, distinguished by parity. This means in practice that a single occupation number is expected for systems without inversion symmetry, whereas occupations for *gerade* and *ungerade* symmetries are given separately otherwise.

At the correlated levels, the highest *proper* Abelian subgroup of the point group under consideration is used and the only *improper* symmetry operation utilized is inversion. For the point groups implemented, this leads to the following group chains:

- $D_2, C_{2v} \rightarrow C_2$
- $D_{2h} \rightarrow C_{2h}$
- $C_{\infty v} \rightarrow C_{64}$
- $D_{\infty h} \rightarrow C_{32h}$.

The linear groups $D_{\infty h}$ and $C_{\infty v}$ are special as the number of finite Abelian subgroups that can be used to characterize orbitals is infinite. In practice, we map these groups to a 64-dimensional subgroup, which is more than sufficient to benefit from symmetry blocking in the handling of matrices and integrals and to identify the symmetry character of orbitals and wave functions. The group chain approach²¹⁸ in which each orbital transforms according to the irreps of the Abelian subgroup as well as a higher, non-Abelian group has an advantage that the defining elements of the second quantized Hamiltonian of Eq. (2) are real for the real groups, even though an Abelian complex group is used at the correlated level. The transition between the quaternion algebra used at the SCF level and the complex or real algebra used in the correlation modules is made in the AO-to-MO transformation that generates transformed integrals in the quaternion format, after which they are expressed and stored in a complex (or real) form.²¹⁹

The use of real instead of complex algebra gives a four-fold speed-up for floating point multiplications. In RELCCSD, one generic algorithm is used for all implemented point groups, with the toggling between complex or real multiplications hidden inside a wrapper for matrix multiplications. The LUCIAREL kernel has distinct implementations for real-valued and complex-valued Abelian double point groups.⁷² For linear molecules¹⁴³ and atoms,⁸⁰ axial symmetry is useful and implemented.⁸⁶ For linear groups, an isomorphic mapping between total angular momentum projection (along the distinguished axis) and group irreducible representation is possible for all practically occurring angular momenta using the 64-dimensional subgroups defined above.

IV. CONCLUSIONS

DIRAC is one of the earliest codes for four-component relativistic molecular calculations and the very first to feature eXact 2-Component (X2C) relativistic calculations.²⁶ A strength of the code is the extensive collection of, in part, unique functionalities. This stems in part from the fact that the code has been written with generality in mind. There is a wide range of Hamiltonians, and most program modules are available for all of them. The SCF module allows for Kramers-restricted HF and KS calculations using an innovative symmetry scheme based on quaternion algebra. In some situations, though, for instance, in DFT calculations of magnetic properties, an option for unrestricted calculations would be desirable in order to capture spin polarization.

A number of *molecular* properties, such as electric field gradients,¹¹⁵ parity-violation in chiral molecules,¹²⁶ nuclear spin-rotation constants,^{220,221} and rotational g-tensors,¹²² were first studied in a four-component relativistic framework with DIRAC. The freedom of users to define their own properties combined with the availability

of properties up to the third order means that there are many new properties waiting to be explored. Such properties may be further analyzed through the powerful visualization module.

Another strength of DIRAC is the large selection of wave function-based correlation methods, including MRCI, CCSD(T), FSCCD, EOM-CCSD, ADC, and MCSCF. As already mentioned, the latter allowed for a detailed study of the emblematic U_2 molecule, demonstrating that the spin-orbit interaction reduces the bond order from five²²² to four.⁸⁶ The MRCI and CC methods implemented in DIRAC that account for more dynamic correlation have, combined with the experiment, provided reference values for properties such as nuclear quadrupole moments,^{223,224} hyperfine structure constants,²²⁵ and Mössbauer isomer shifts.²²⁶ DIRAC also provides theoretical input for spectroscopic tests of fundamental physics, within both the standard model of elementary particles²²⁷ and tests of Beyond Standard Model (BSM) theories that give rise to electric dipole moments of fermions.^{141,143,228}

In recent years, DIRAC has been extended to include several models for large environments: PCM, PE, and FDE, which opens new perspectives. For instance, recently, EOM-CC was combined with FDE to calculate ionization energies of halide ions in droplets modeled by 50 water molecules.¹⁷⁴ Another interesting development for large-scale applications is that DIRAC in 2015 was one of the 13 scientific software suites chosen for adaption to the SUMMIT supercomputer²²⁹ at the Oak Ridge Leadership Computing Facility (OLCF). As of November 2019, SUMMIT was the world's fastest supercomputer, and DIRAC production runs are currently being carried out on this machine.

ACKNOWLEDGMENTS

T.S. would like to thank his former advisors Knut Fægri, Jr. and the late Odd Gropen for putting him on an exciting track.

L.V. acknowledges support of the Dutch Research Council (NWO) for this research via various programs. He also likes to thank his former advisors Patrick Aerts and Wim Nieuwpoort for introducing him to the wonderful world of relativistic quantum chemistry.

A.S.P.G. acknowledges support from the CNRS Institute of Physics (INP), PIA ANR Project No. CaPPA (ANR-11-LABX-0005-01), I-SITE ULNE Project No. OVERSEE (ANR-16-IDEX-0004), the French Ministry of Higher Education and Research, region Hauts de France council, and the European Regional Development Fund (ERDF) project CPER CLIMIBIO.

M.I. acknowledges the support of the Slovak Research and Development Agency and the Scientific Grant Agency, APVV-19-0164 and VEGA 1/0562/20, respectively. This research used resources of the High Performance Computing Center of the Matej Bel University in Banská Bystrica using the HPC infrastructure acquired in Project Nos. ITMS 26230120002 and 26210120002 (Slovak Infrastructure for High Performance Computing) supported by the Research and Development Operational Programme funded by the ERDF.

R.D.R. acknowledges partial support by the Research Council of Norway through its Centres of Excellence scheme, Project No. 262695, and through its Mobility Grant scheme, Project No. 261873.

M.O. acknowledges support of the Polish National Science Centre (Grant No. 2016/23/D/ST4/03217).

I.A.A. acknowledges support from CONICET by Grant No. PIP 112-20130100361 and FONCYT by Grant No. PICT 2016-2936.

J.M.H.O. acknowledges financial support from the Research Council of Norway through its Centres of Excellence scheme (Project No. 262695).

E.D.H. acknowledges financial support from the European Commission (MetEmbed, Project No. 745967) and the Villum Foundation (Young Investigator Program, Grant No. 29412)

A.S. acknowledges financial support from the Japan Society for the Promotion of Science (JSPS) KAKENHI Grant No. 17J02767, and JSPS Overseas Challenge Program for Young Researchers, Grant No. 201880193.

S.K. would like to thank Markus Reiher (ETH Zürich) for his continuous support throughout his time at ETH Zürich.

M.P. gratefully acknowledges financial support by the Deutsche Forschungsgemeinschaft (DFG).

T.F. acknowledges funding by the Deutsche Forschungsgemeinschaft (DFG) and the Agence Nationale de la Recherche (ANR) through various programs.

DATA AVAILABILITY

The data that support the findings of this study are available from the corresponding author upon reasonable request.

REFERENCES

- 1 P. A. M. Dirac, *Proc. R. Soc. London, Ser. A* **117**, 610 (1928).
- 2 T. Helgaker and P. R. Taylor, *HERMIT, A Molecular Integral Code* (University of Oslo, Oslo, Norway, 1986).
- 3 T. Saue, K. Faegri, T. Helgaker, and O. Gropen, *Mol. Phys.* **91**, 937 (1997).
- 4 T. Saue and H. J. Aa. Jensen, *J. Chem. Phys.* **111**, 6211 (1999).
- 5 T. Saue and H. J. Aa. Jensen, *J. Chem. Phys.* **118**, 522 (2003).
- 6 L. Visscher, O. Visser, P. J. C. Aerts, H. Merenga, and W. C. Nieuwpoort, *Comput. Phys. Commun.* **81**, 120 (1994).
- 7 DIRAC, a relativistic ab initio electronic structure program, Release DIRAC19 (2019), written by A. S. P. Gomes, T. Saue, L. Visscher, H. J. Aa. Jensen, and R. Bast, with contributions from I. A. Aucar, V. Bakken, K. G. Dyall, S. Dubillard, U. Ekström, E. Eliav, T. Enevoldsen, E. Fafshauer, T. Fleig, O. Fossgaard, L. Halbert, E. D. Hedegård, B. Heimlich–Paris, T. Helgaker, J. Henriksson, M. Iliaš, Ch. R. Jacob, S. Knecht, S. Komorovský, O. Kullie, J. K. Lærdahl, C. V. Larsen, Y. S. Lee, H. S. Nataraj, M. K. Nayak, P. Norman, G. Olejniczak, J. Olsen, J. M. H. Olsen, Y. C. Park, J. K. Pedersen, M. Pernpointner, R. di Remigio, K. Ruud, P. Salek, B. Schimmelpennig, B. Senjean, A. Shee, J. Sikkema, A. J. Thorvaldsen, J. Thyssen, J. van Stralen, M. L. Vidal, S. Villaume, O. Visser, T. Winther, and S. Yamamoto, available at: <https://doi.org/10.5281/zenodo.3572669>, see also <http://www.diracprogram.org>.
- 8 T. Saue, *ChemPhysChem* **12**, 3077 (2011).
- 9 L. Visscher, *Theor. Chem. Acc.* **98**, 68 (1997).
- 10 L. Visscher and K. G. Dyall, *At. Data Nucl. Data Tables* **67**, 207 (1997).
- 11 T. Saue, in *Advances in Quantum Chemistry* (Academic Press, 2005), Vol. 48, pp. 383–405.
- 12 K. G. Dyall, *J. Chem. Phys.* **100**, 2118 (1994).
- 13 L. Visscher and T. Saue, *J. Chem. Phys.* **113**, 3996 (2000).
- 14 J.-M. Lévy-Leblond, *Commun. Math. Phys.* **6**, 286 (1967).
- 15 L. Visscher, T. Enevoldsen, T. Saue, H. J. Aa. Jensen, and J. Oddershede, *J. Comput. Chem.* **20**, 1262 (1999).
- 16 P. Norman, K. Ruud, and T. Saue, *Principles and Practices of Molecular Properties: Theory, Modeling and Simulations* (Wiley, Hoboken, NJ, 2018).
- 17 G. A. Aucar, T. Saue, L. Visscher, and H. J. Aa. Jensen, *J. Chem. Phys.* **110**, 6208 (1999).
- 18 M. Olejniczak, R. Bast, T. Saue, and M. Pecul, *J. Chem. Phys.* **136**, 014108 (2012).
- 19 M. Douglas and N. M. Kroll, *Ann. Phys.* **82**, 89 (1974).
- 20 B. A. Hess, *Phys. Rev. A* **32**, 756 (1985).
- 21 B. A. Hess, *Phys. Rev. A* **33**, 3742 (1986).
- 22 C. Chang, M. Pelissier, and P. Durand, *Phys. Scr.* **34**, 394 (1986).
- 23 E. van Lenthe, E. J. Baerends, and J. G. Snijders, *J. Chem. Phys.* **101**, 9783 (1994).
- 24 E. van Lenthe, J. G. Snijders, and E. J. Baerends, *J. Chem. Phys.* **105**, 6505 (1996).
- 25 H. J. Aa. Jensen, Douglas–Kroll the Easy Way, Talk at Conference on Relativistic Effects in Heavy Elements–REHE, 2005, Mülheim, Germany, April, 2005 (available at: <https://doi.org/10.6084/m9.figshare.12046158>).
- 26 M. Iliaš, H. J. Aa. Jensen, V. Kellö, B. O. Roos, and M. Urban, *Chem. Phys. Lett.* **408**, 210 (2005).
- 27 M. Barysz, A. J. Sadlej, and J. G. Snijders, *Int. J. Quantum Chem.* **65**, 225 (1997).
- 28 L. L. Foldy and S. A. Wouthuysen, *Phys. Rev.* **78**, 29 (1950).
- 29 M. Iliaš and T. Saue, *J. Chem. Phys.* **126**, 064102 (2007).
- 30 W. Kutzelnigg and W. Liu, *J. Chem. Phys.* **123**, 241102 (2005).
- 31 The generic acronym X2C (pronounced as “ecstasy”) for exact two-component Hamiltonians resulted from intensive discussions among H. J. Aa. Jensen, W. Kutzelnigg, W. Liu, T. Saue, and L. Visscher during the Twelfth International Conference on the Applications of Density Functional Theory (DFT-2007), Amsterdam, 26–30 August 2007. Note that the “exact” here means only that all the solutions of the Dirac-based Hamiltonian can be reproduced up to machine accuracy. It is particularly meaningful when compared with finite order quasirelativistic theories.
- 32 B. A. Hess, C. M. Marian, U. Wahlgren, and O. Gropen, *Chem. Phys. Lett.* **251**, 365 (1996).
- 33 B. Schimmelpennig, *AMFI, An Atomic Mean-Field Spin-Orbit Integral Program* (University of Stockholm, Stockholm, Sweden, 1999).
- 34 S. Knecht (2012) (unpublished).
- 35 J. Sikkema, L. Visscher, T. Saue, and M. Iliaš, *J. Chem. Phys.* **131**, 124116 (2009).
- 36 Y.-C. Park, I. S. Lim, and Y.-S. Lee, *Bull. Korean Chem. Soc.* **33**, 803 (2012).
- 37 T. Saue and T. Helgaker, *J. Comput. Chem.* **23**, 814 (2002).
- 38 J. Thyssen, “Development and applications of methods for correlated relativistic calculations of molecular properties,” Ph.D. thesis, University of Southern Denmark, 2001.
- 39 O. Visser, L. Visscher, P. J. C. Aerts, and W. C. Nieuwpoort, *J. Chem. Phys.* **96**, 2910 (1992).
- 40 K. G. Dyall, I. P. Grant, C. T. Johnson, F. A. Parpia, and E. P. Plummer, *Comput. Phys. Commun.* **55**, 425 (1989).
- 41 S. Lehtola, L. Visscher, and E. Engel, *J. Chem. Phys.* **152**, 144105 (2020).
- 42 J. C. Slater, *Phys. Rev.* **36**, 57 (1930).
- 43 J. H. Van Lenthe, R. Zwaans, H. J. J. Van Dam, and M. F. Guest, *J. Comput. Chem.* **27**, 926 (2006).
- 44 T. Saue (2012) (unpublished).
- 45 P. S. Bagus and H. F. Schaefer, *J. Chem. Phys.* **55**, 1474 (1971).
- 46 A. T. B. Gilbert, N. A. Besley, and P. M. W. Gill, *J. Phys. Chem. A* **112**, 13164 (2008).
- 47 C. South, A. Shee, D. Mukherjee, A. K. Wilson, and T. Saue, *Phys. Chem. Chem. Phys.* **18**, 21010 (2016).
- 48 A. Almoukhalalati, S. Knecht, H. J. Aa. Jensen, K. G. Dyall, and T. Saue, *J. Chem. Phys.* **145**, 074104 (2016).
- 49 P. Salek and A. Hesselmann, *J. Comput. Chem.* **28**, 2569 (2007).
- 50 U. Ekström, L. Visscher, R. Bast, A. J. Thorvaldsen, and K. Ruud, *J. Chem. Theory Comput.* **6**, 1971 (2010).
- 51 U. Ekström, XCFun: Arbitrary order exchange–correlation functional library, available at: <https://github.com/dftlibs/xcfun> (2019).
- 52 A. D. Becke, *Phys. Rev. A* **38**, 3098 (1988).
- 53 R. Lindh, P.-Å. Malmqvist, and L. Gagliardi, *Theor. Chem. Acc.* **106**, 178 (2001).
- 54 P. J. Knowles and N. C. Handy, *Comput. Phys. Commun.* **54**, 75 (1989).
- 55 H. S. Nataraj, M. Kállay, and L. Visscher, *J. Chem. Phys.* **133**, 234109 (2010).
- 56 Z. Rolik, L. Szegedy, I. Ladjánszki, B. Ladjóczy, and M. Kállay, *J. Chem. Phys.* **139**, 094105 (2013).
- 57 L. Veis, J. Višňák, T. Fleig, S. Knecht, T. Saue, L. Visscher, and J. Pittner, *Phys. Rev. A* **85**, 030304 (2012).

- ⁵⁸B. Senjean, Python interface between OpenFermion and DIRAC, available at: <https://github.com/bsenje/Openfermion-Dirac> (2019).
- ⁵⁹T. E. O'Brien, B. Senjean, R. Sagastizabal, X. Bonet-Monroig, A. Dutkiewicz, F. Buda, L. DiCarlo, and L. Visscher, *npj Quantum Inf.* **5**, 113 (2019).
- ⁶⁰J. K. Laerdahl, T. Saue, and K. Faegri, Jr., *Theor. Chem. Acc.* **97**, 177 (1997).
- ⁶¹J. N. P. van Stralen, L. Visscher, C. V. Larsen, and H. J. Aa. Jensen, *Chem. Phys.* **311**, 81 (2005).
- ⁶²B. Helmich-Paris, M. Repisky, and L. Visscher, *Chem. Phys.* **518**, 38 (2019).
- ⁶³B. Helmich-Paris, M. Repisky, and L. Visscher, *J. Chem. Phys.* **145**, 014107 (2016).
- ⁶⁴See <https://github.com/MOLFDIR/MOLFDIR> to access the MOLFDIR source code; accessed 02-11-2020.
- ⁶⁵L. Visscher, in *Relativistic Electronic Structure Theory, Theoretical and Computational Chemistry*, edited by P. Schwerdtfeger (Elsevier, Amsterdam, 2002), Vol. 11, pp. 291–331.
- ⁶⁶T. Fleig, J. Olsen, and L. Visscher, *J. Chem. Phys.* **119**, 2963 (2003).
- ⁶⁷M. K. Nayak and R. K. Chaudhuri, *Chem. Phys. Lett.* **419**, 191 (2006).
- ⁶⁸M. K. Nayak, R. K. Chaudhuri, and B. P. Das, *Phys. Rev. A* **75**, 022510 (2007).
- ⁶⁹M. K. Nayak and B. P. Das, *Phys. Rev. A* **79**, 060502 (2009).
- ⁷⁰S. R. Knecht, "Parallel relativistic multiconfiguration methods: New powerful tools for heavy-element electronic-structure studies," Ph.D. thesis, Mathematisch-Naturwissenschaftliche Fakultät, Heinrich-Heine-Universität Düsseldorf, 2009.
- ⁷¹S. Knecht, H. J. Aa. Jensen, and T. Fleig, *J. Chem. Phys.* **132**, 014108 (2010).
- ⁷²T. Fleig, H. J. Aa. Jensen, J. Olsen, and L. Visscher, *J. Chem. Phys.* **124**, 104106 (2006).
- ⁷³J. Olsen, P. Jørgensen, and J. Simons, *Chem. Phys. Lett.* **169**, 463 (1990).
- ⁷⁴J. Olsen, *J. Chem. Phys.* **113**, 7140 (2000).
- ⁷⁵M. Hubert, J. Olsen, J. Loras, and T. Fleig, *J. Chem. Phys.* **139**, 194106 (2013).
- ⁷⁶A. S. P. Gomes, L. Visscher, H. Bolvin, T. Saue, S. Knecht, T. Fleig, and E. Eliav, *J. Chem. Phys.* **133**, 064305 (2010).
- ⁷⁷J.-B. Rota, S. Knecht, T. Fleig, D. Ganyushin, T. Saue, F. Neese, and H. Bolvin, *J. Chem. Phys.* **135**, 114106 (2011).
- ⁷⁸T. Fleig, M. K. Nayak, and M. G. Kozlov, *Phys. Rev. A* **93**, 012505 (2016).
- ⁷⁹T. Fleig, *Phys. Rev. A* **99**, 012515 (2019).
- ⁸⁰T. Fleig and M. Jung, *J. High Energy Phys.* **07**, 012 (2018).
- ⁸¹M. Denis and T. Fleig, *J. Chem. Phys.* **145**, 214307 (2016).
- ⁸²M. S. Vad, M. N. Pedersen, A. Nørager, and H. J. Aa. Jensen, *J. Chem. Phys.* **138**, 214106 (2013).
- ⁸³S. Knecht, H. J. Aa. Jensen, and T. Fleig, *J. Chem. Phys.* **128**, 014108 (2008).
- ⁸⁴J. Thyssen, T. Fleig, and H. J. Aa. Jensen, *J. Chem. Phys.* **129**, 034109 (2008).
- ⁸⁵H. J. Aa. Jensen, K. G. Dyall, T. Saue, and K. Faegri, *J. Chem. Phys.* **104**, 4083 (1996).
- ⁸⁶S. Knecht, H. J. Aa. Jensen, and T. Saue, *Nat. Chem.* **11**, 40 (2019).
- ⁸⁷L. Visscher, T. J. Lee, and K. G. Dyall, *J. Chem. Phys.* **105**, 8769 (1996).
- ⁸⁸L. Visscher, *Chem. Phys. Lett.* **253**, 20 (1996).
- ⁸⁹C. L. Lawson, R. J. Hanson, D. R. Kincaid, and F. T. Krogh, *ACM Trans. Math. Software* **5**, 308 (1979).
- ⁹⁰M. Pernpointner and L. Visscher, *J. Comput. Chem.* **24**, 754 (2003).
- ⁹¹R. J. Bartlett and M. Musiał, *Rev. Mod. Phys.* **79**, 291 (2007).
- ⁹²K. Raghavachari, G. W. Trucks, J. A. Pople, and M. Head-Gordon, *Chem. Phys. Lett.* **157**, 479 (1989).
- ⁹³M. J. O. Deegan and P. J. Knowles, *Chem. Phys. Lett.* **227**, 321 (1994).
- ⁹⁴I. Lindgren and D. Mukherjee, *Phys. Rep.* **151**, 93 (1987).
- ⁹⁵E. Eliav, U. Kaldor, and Y. Ishikawa, *Phys. Rev. A* **49**, 1724 (1994).
- ⁹⁶L. Visscher, E. Eliav, and U. Kaldor, *J. Chem. Phys.* **115**, 9720 (2001).
- ⁹⁷A. Landau, E. Eliav, Y. Ishikawa, and U. Kaldor, *J. Chem. Phys.* **113**, 9905 (2000).
- ⁹⁸E. Eliav, M. J. Vilkas, Y. Ishikawa, and U. Kaldor, *J. Chem. Phys.* **122**, 224113 (2005).
- ⁹⁹I. Infante, A. S. P. Gomes, and L. Visscher, *J. Chem. Phys.* **125**, 074301 (2006).
- ¹⁰⁰I. Infante, E. Eliav, M. J. Vilkas, Y. Ishikawa, U. Kaldor, and L. Visscher, *J. Chem. Phys.* **127**, 124308 (2007).
- ¹⁰¹F. Réal, A. S. P. Gomes, L. Visscher, V. Vallet, and E. Eliav, *J. Phys. Chem. A* **113**, 12504 (2009).
- ¹⁰²P. Tecmer, A. S. P. Gomes, U. Ekström, and L. Visscher, *Phys. Chem. Chem. Phys.* **13**, 6249 (2011).
- ¹⁰³A. Zaitsevskii and E. Eliav, *Int. J. Quantum Chem.* **118**, e25772 (2018).
- ¹⁰⁴A. Shee, T. Saue, L. Visscher, and A. S. P. Gomes, *J. Chem. Phys.* **149**, 174113 (2018).
- ¹⁰⁵L. Halbert, M. L. Vidal, A. Shee, S. Coriani, and A. S. P. Gomes "Relativistic EOM-CCSD for core-excited and core-ionized state energies based on the 4-component Dirac-Coulomb(-Gaunt) Hamiltonian" (2020) (unpublished).
- ¹⁰⁶S. Kervazo, F. Réal, F. Virot, A. S. P. Gomes, and V. Vallet, *Inorg. Chem.* **58**, 14507 (2019).
- ¹⁰⁷A. Savin, in *Recent Developments of Modern Density Functional Theory*, edited by J. M. Seminario (Elsevier, Amsterdam, 1996), pp. 327–357.
- ¹⁰⁸O. Kullie and T. Saue, *Chem. Phys.* **395**, 54 (2012).
- ¹⁰⁹A. Shee, S. Knecht, and T. Saue, *Phys. Chem. Chem. Phys.* **17**, 10978 (2015).
- ¹¹⁰S. Knecht, Ö. Legeza, and M. Reiher, *J. Chem. Phys.* **140**, 041101 (2014).
- ¹¹¹S. Battaglia, S. Keller, and S. Knecht, *J. Chem. Theory Comput.* **14**, 2353 (2018).
- ¹¹²S. Keller, M. Dolfi, M. Troyer, and M. Reiher, *J. Chem. Phys.* **143**, 244118 (2015).
- ¹¹³S. Knecht, E. D. Hedegård, S. Keller, A. Kovyshin, Y. Ma, A. Muolo, C. J. Stein, and M. Reiher, *Chimia* **70**, 244 (2016).
- ¹¹⁴See <http://diracprogram.org> for information about the DIRAC program; accessed 02-11-2020.
- ¹¹⁵L. Visscher, T. Enevoldsen, T. Saue, and J. Oddershede, *J. Chem. Phys.* **109**, 9677 (1998).
- ¹¹⁶P. Salek, T. Helgaker, and T. Saue, *Chem. Phys.* **311**, 187 (2005).
- ¹¹⁷P. Norman and H. J. Aa. Jensen, *J. Chem. Phys.* **121**, 6145 (2004).
- ¹¹⁸J. Henriksson, P. Norman, and H. J. Aa. Jensen, *J. Chem. Phys.* **122**, 114106 (2005).
- ¹¹⁹M. Iliaš, T. Saue, T. Enevoldsen, and H. J. Aa. Jensen, *J. Chem. Phys.* **131**, 124119 (2009).
- ¹²⁰M. Iliaš, H. J. Aa. Jensen, R. Bast, and T. Saue, *Mol. Phys.* **111**, 1373 (2013).
- ¹²¹M. Olejniczak and T. Saue (unpublished).
- ¹²²I. A. Aucar, S. S. Gomez, C. G. Giribet, and M. C. Ruiz de Azúa, *J. Chem. Phys.* **141**, 194103 (2014).
- ¹²³J. Creutzberg, E. Hedegård, O. Falklöf, T. Saue, and P. Norman "Electronic circular dichroism at the level of four-component Kohn-Sham density functional theory" (2020) (unpublished).
- ¹²⁴U. Ekström, P. Norman, and A. Rizzo, *J. Chem. Phys.* **122**, 074321 (2005).
- ¹²⁵J. Thyssen and H. J. Aa. Jensen (1997) (unpublished).
- ¹²⁶J. K. Laerdahl and P. Schwerdtfeger, *Phys. Rev. A* **60**, 4439 (1999).
- ¹²⁷R. Bast, A. Koers, A. S. P. Gomes, M. Iliaš, L. Visscher, P. Schwerdtfeger, and T. Saue, *Phys. Chem. Chem. Phys.* **13**, 864 (2011).
- ¹²⁸R. Bast, P. Schwerdtfeger, and T. Saue, *J. Chem. Phys.* **125**, 064504 (2006).
- ¹²⁹S. Knecht, S. Fux, R. van Meer, L. Visscher, M. Reiher, and T. Saue, *Theor. Chem. Acc.* **129**, 631 (2011).
- ¹³⁰I. A. Aucar, S. S. Gomez, M. C. Ruiz de Azúa, and C. G. Giribet, *J. Chem. Phys.* **136**, 204119 (2012).
- ¹³¹J. Henriksson, T. Saue, and P. Norman, *J. Chem. Phys.* **128**, 024105 (2008).
- ¹³²R. Bast, T. Saue, J. Henriksson, and P. Norman, *J. Chem. Phys.* **130**, 024109 (2009).
- ¹³³E. Tellgren, J. Henriksson, and P. Norman, *J. Chem. Phys.* **126**, 064313 (2007).
- ¹³⁴S. Villaume, T. Saue, and P. Norman, *J. Chem. Phys.* **133**, 064105 (2010).
- ¹³⁵D. Sulzer, P. Norman, and T. Saue, *Mol. Phys.* **110**, 2535 (2012).
- ¹³⁶R. Bast, H. J. Aa. Jensen, and T. Saue, *Int. J. Quantum Chem.* **109**, 2091 (2009).
- ¹³⁷M. Stener, G. Fronzoni, and M. de Simone, *Chem. Phys. Lett.* **373**, 115 (2003).
- ¹³⁸U. Ekström, P. Norman, and V. Carravetta, *Phys. Rev. A* **73**, 022501 (2006).
- ¹³⁹N. H. List, T. R. L. Melin, M. van Horn, and T. Saue, *J. Chem. Phys.* **152**, 184110 (2020).
- ¹⁴⁰A. Shee, L. Visscher, and T. Saue, *J. Chem. Phys.* **145**, 184107 (2016).
- ¹⁴¹M. Denis, P. A. B. Haase, R. G. E. Timmermans, E. Eliav, N. R. Hutzler, and A. Borschevsky, *Phys. Rev. A* **99**, 042512 (2019).

- ¹⁴²A. V. Zaitsevskii, L. V. Skripnikov, A. V. Kudrin, A. V. Oleinichenko, E. Eliav, and A. V. Stolyarov, *Opt. Spectrosc.* **124**, 451 (2018).
- ¹⁴³M. Denis, M. S. Nørby, H. J. Aa. Jensen, A. S. P. Gomes, M. K. Nayak, S. Knecht, and T. Fleig, *New J. Phys.* **17**, 043005 (2015).
- ¹⁴⁴T. Fleig, *Phys. Rev. A* **95**, 022504 (2017).
- ¹⁴⁵T. Fleig and M. K. Nayak, *J. Mol. Spectrosc.* **300**, 16 (2014).
- ¹⁴⁶T. Fleig and M. K. Nayak, *Phys. Rev. A* **88**, 032514 (2013).
- ¹⁴⁷J. Schirmer, *Phys. Rev. A* **26**, 2395 (1982).
- ¹⁴⁸J. Schirmer and F. Mertins, *Int. J. Quantum Chem.* **58**, 329 (1996).
- ¹⁴⁹A. B. Trofimov, G. Stelter, and J. Schirmer, *J. Chem. Phys.* **111**, 9982 (1999).
- ¹⁵⁰A. Dreuw and M. Wormit, *Wiley Interdiscip. Rev.: Comput. Mol. Sci.* **5**, 82 (2015).
- ¹⁵¹M. Pernpointner, *J. Chem. Phys.* **121**, 8782 (2004).
- ¹⁵²M. Pernpointner, *J. Phys. B* **43**, 205102 (2010).
- ¹⁵³M. Pernpointner, *J. Chem. Phys.* **140**, 084108 (2014).
- ¹⁵⁴M. Pernpointner, L. Visscher, and A. B. Trofimov, *J. Chem. Theory Comput.* **14**, 1510 (2018).
- ¹⁵⁵E. Fasshauer, P. Kolorenč, and M. Pernpointner, *J. Chem. Phys.* **142**, 144106 (2015).
- ¹⁵⁶A. S. P. Gomes and C. R. Jacob, *Annu. Rep. Prog. Chem., Sect. C: Phys. Chem.* **108**, 222 (2012).
- ¹⁵⁷J. Tomasi, B. Mennucci, and R. Cammi, *Chem. Rev.* **105**, 2999 (2005).
- ¹⁵⁸R. Di Remigio, A. H. Steindal, K. Mozgawa, V. Weijo, H. Cao, and L. Frediani, *Int. J. Quantum Chem.* **119**, e25685 (2019).
- ¹⁵⁹R. Di Remigio, R. Bast, L. Frediani, and T. Saue, *J. Phys. Chem. A* **119**, 5061 (2015).
- ¹⁶⁰J. M. Olsen, K. Aidas, and J. Kongsted, *J. Chem. Theory Comput.* **6**, 3721 (2010).
- ¹⁶¹J. M. H. Olsen and J. Kongsted, in *Advances in Quantum Chemistry* (Elsevier, 2011), pp. 107–143.
- ¹⁶²C. Steinmann, P. Reinholdt, M. S. Nørby, J. Kongsted, and J. M. H. Olsen, *Int. J. Quantum Chem.* **119**, e25717 (2018).
- ¹⁶³J. M. H. Olsen, N. H. List, K. Kristensen, and J. Kongsted, *J. Chem. Theory Comput.* **11**, 1832 (2015).
- ¹⁶⁴N. H. List, J. M. H. Olsen, and J. Kongsted, *Phys. Chem. Chem. Phys.* **18**, 20234 (2016).
- ¹⁶⁵J. M. H. Olsen, PyFraME: Python framework for fragment-based multiscale embedding, available at: <https://gitlab.com/FraME-projects/PyFraME> (2019).
- ¹⁶⁶N. H. List, H. J. Aa. Jensen, and J. Kongsted, *Phys. Chem. Chem. Phys.* **18**, 10070 (2016).
- ¹⁶⁷N. H. List, P. Norman, J. Kongsted, and H. J. Aa. Jensen, *J. Chem. Phys.* **146**, 234101 (2017).
- ¹⁶⁸E. D. Hedegård, R. Bast, J. Kongsted, J. M. H. Olsen, and H. J. Aa. Jensen, *J. Chem. Theory Comput.* **13**, 2870 (2017).
- ¹⁶⁹J. M. H. Olsen, N. H. List, C. Steinmann, A. H. Steindal, M. S. Nørby, and P. Reinholdt, PELib: The polarizable embedding library, <https://gitlab.com/pe-software/pelib-public> (2018).
- ¹⁷⁰N. H. List, H. J. Aa. Jensen, J. Kongsted, and E. D. Hedegård, in *Advances in Quantum Chemistry*, edited by J. R. Sabin and E. J. Brändas (Academic Press, 2013), Vol. 66, pp. 195–238.
- ¹⁷¹C. R. Jacob, S. M. Beyhan, R. E. Bulo, A. S. P. Gomes, A. W. Götz, K. Kiewisch, J. Sikkema, and L. Visscher, *J. Comput. Chem.* **32**, 2328 (2011).
- ¹⁷²A. S. P. Gomes, C. R. Jacob, and L. Visscher, *Phys. Chem. Chem. Phys.* **10**, 5353 (2008).
- ¹⁷³L. Halbert, M. Olejniczak, V. Vallet, and A. S. P. Gomes, *Int. J. Quantum Chem.* “Investigating solvent effects on the magnetic properties of molybdate ions with relativistic embedding” (published online).
- ¹⁷⁴Y. Bouchafra, A. Shee, F. Réal, V. Vallet, and A. S. P. Gomes, *Phys. Rev. Lett.* **121**, 266001 (2018).
- ¹⁷⁵S. Höfener, A. S. P. Gomes, and L. Visscher, *J. Chem. Phys.* **136**, 044104 (2012).
- ¹⁷⁶M. Olejniczak, R. Bast, and A. S. P. Gomes, *Phys. Chem. Chem. Phys.* **19**, 8400 (2017).
- ¹⁷⁷R. S. Mulliken, *J. Chem. Phys.* **23**, 1833 (1955).
- ¹⁷⁸T. Saue, K. Faegri, and O. Gropen, *Chem. Phys. Lett.* **263**, 360 (1996).
- ¹⁷⁹S. Dubillard, J.-B. Rota, T. Saue, and K. Faegri, *J. Chem. Phys.* **124**, 154307 (2006).
- ¹⁸⁰G. Knizia, *J. Chem. Theory Comput.* **9**, 4834 (2013).
- ¹⁸¹T. Saue (2014) (unpublished).
- ¹⁸²G. Schaftenaar and J. H. Noordik, *J. Comput. Aided Mol. Des.* **14**, 123 (2000).
- ¹⁸³G. Schaftenaar, E. Vlieg, and G. Vriend, *J. Comput. Aided Mol. Des.* **31**, 789 (2017).
- ¹⁸⁴J. Tierny, G. Favelier, J. A. Levine, C. Gueunet, and M. Michaux, *IEEE Trans. Visualization Comput. Graphics* **24**, 832 (2017).
- ¹⁸⁵M. Olejniczak, A. S. P. Gomes, and J. Tierny, *Int. J. Quantum Chem.* **120**, e26133 (2019).
- ¹⁸⁶R. Bast, J. Jusélius, and T. Saue, *Chem. Phys.* **356**, 187 (2009).
- ¹⁸⁷D. Sulzer, M. Olejniczak, R. Bast, and T. Saue, *Phys. Chem. Chem. Phys.* **13**, 20682 (2011).
- ¹⁸⁸M. Kaupp, O. L. Malkina, V. G. Malkin, and P. Pykkö, *Chem. Eur. J.* **4**, 118 (1998).
- ¹⁸⁹R. Bast, Runtest: Numerically tolerant end-to-end test library for research software, <https://github.com/bast/runtest> (2018).
- ¹⁹⁰See <https://cmake.org> for information about the CMake family of tools; accessed 02-11-2020.
- ¹⁹¹See <https://www.sphinx-doc.org> for information about the Sphinx documentation generator; accessed 02-11-2020.
- ¹⁹²DIRAC, a relativistic ab initio electronic structure program, Release DIRAC18 (2018), written by T. Saue, L. Visscher, H. J. Aa. Jensen, and R. Bast with contributions from V. Bakken, K. G. Dyall, S. Dubillard, U. Ekström, E. Eliav, T. Enevoldsen, E. Faßhauer, T. Fleig, O. Fossgaard, A. S. P. Gomes, E. D. Hedegård, T. Helgaker, J. Henriksson, M. Iliaš, Ch. R. Jacob, S. Knecht, S. Komorovský, O. Kullie, J. K. Lærdahl, C. V. Larsen, Y. S. Lee, H. S. Nataraj, M. K. Nayak, P. Norman, G. Olejniczak, J. Olsen, J. M. H. Olsen, Y. C. Park, J. K. Pedersen, M. Pernpointner, R. di Remigio, K. Ruud, P. Salek, B. Schimmelpfennig, A. Shee, J. Sikkema, A. J. Thorvaldsen, J. Thyssen, J. van Stralen, S. Villaume, O. Visser, T. Winther, and S. Yamamoto, available at: <https://doi.org/10.5281/zenodo.2253986>, see also <http://www.diracprogram.org>.
- ¹⁹³See <https://zenodo.org> for information about the open-access repository Zenodo; accessed 02-11-2020.
- ¹⁹⁴See <https://twitter.com/DIRACprogram> for latest tweets from the official DIRAC program Twitter account.
- ¹⁹⁵R. E. Stanton and S. Havriliak, *J. Chem. Phys.* **81**, 1910 (1984).
- ¹⁹⁶K. G. Dyall, I. P. Grant, and S. Wilson, *J. Phys. B* **17**, 493 (1984).
- ¹⁹⁷K. G. Dyall and K. Faegri, *Chem. Phys. Lett.* **174**, 25 (1990).
- ¹⁹⁸K. G. Dyall, *Theor. Chem. Acc.* **99**, 366 (1998).
- ¹⁹⁹K. G. Dyall, *Theor. Chem. Acc.* **108**, 335 (2002).
- ²⁰⁰K. G. Dyall, *Theor. Chem. Acc.* **112**, 403 (2004).
- ²⁰¹K. G. Dyall, *Theor. Chem. Acc.* **115**, 441 (2006).
- ²⁰²K. G. Dyall, *Theor. Chem. Acc.* **117**, 483 (2007).
- ²⁰³K. G. Dyall, *Theor. Chem. Acc.* **117**, 491 (2007).
- ²⁰⁴K. G. Dyall, *J. Phys. Chem. A* **113**, 12638 (2009).
- ²⁰⁵K. G. Dyall and A. S. P. Gomes, *Theor. Chem. Acc.* **125**, 97 (2010).
- ²⁰⁶A. S. P. Gomes, K. G. Dyall, and L. Visscher, *Theor. Chem. Acc.* **127**, 369 (2010).
- ²⁰⁷K. G. Dyall, *Theor. Chem. Acc.* **129**, 603 (2011).
- ²⁰⁸K. G. Dyall, *Theor. Chem. Acc.* **131**, 1172 (2012).
- ²⁰⁹K. G. Dyall, *Theor. Chem. Acc.* **131**, 1217 (2012).
- ²¹⁰K. G. Dyall, *Theor. Chem. Acc.* **135**, 128 (2016).
- ²¹¹T. H. Dunning, *J. Chem. Phys.* **90**, 1007 (1989).
- ²¹²P.-O. Löwdin, in *Advances in Quantum Chemistry*, edited by P.-O. Löwdin (Academic Press, 1970), Vol. 5, pp. 185–199.
- ²¹³O. Fossgaard, O. Gropen, E. Eliav, and T. Saue, *J. Chem. Phys.* **119**, 9355 (2003).
- ²¹⁴P. S. Bagus, Y. S. Lee, and K. S. Pitzer, *Chem. Phys. Lett.* **33**, 408 (1975).
- ²¹⁵W. Liu and D. Peng, *J. Chem. Phys.* **131**, 031104 (2009).
- ²¹⁶L. Visscher (2003) (unpublished).

- ²¹⁷A. Sunaga and T. Saue (2019) (unpublished).
- ²¹⁸W. C. Nieuwpoort, *Spectrochim. Acta* **17**, 1127 (1961).
- ²¹⁹L. Visscher, *J. Comput. Chem.* **23**, 759 (2002).
- ²²⁰I. A. Aucar, S. S. Gomez, M. C. Ruiz de Azúa, C. G. Giribet, and J. I. Melo, “Numerical analysis of full relativistic nuclear spin rotation tensor in HX and FX (X = H, F, Cl, Br and I) compounds,” in Talk and Poster at 10th International Conference on Relativistic Effects in Heavy-Element (REHE)—Chemistry and Physics, Corrientes, Argentina, 2012.
- ²²¹I. A. Aucar, S. S. Gomez, J. I. Melo, C. G. Giribet, and M. C. Ruiz de Azúa, *J. Chem. Phys.* **138**, 134107 (2013).
- ²²²L. Gagliardi and B. O. Roos, *Nature* **433**, 848 (2005).
- ²²³J. N. P. van Stralen and L. Visscher, *J. Chem. Phys.* **117**, 3103 (2002).
- ²²⁴J. van Stralen and L. Visscher, *Mol. Phys.* **101**, 2115 (2003).
- ²²⁵P. A. B. Haase, E. Eliav, M. Iliaš, and A. Borschevsky, *J. Phys. Chem. A* **124**(16), 3157–3169 (2020).
- ²²⁶T. Zelovich, A. Borschevsky, E. Eliav, and U. Kaldor, *Mol. Phys.* **115**, 138 (2017).
- ²²⁷Y. Hao, M. Iliaš, E. Eliav, P. Schwerdtfeger, V. V. Flambaum, and A. Borschevsky, *Phys. Rev. A* **98**, 032510 (2018).
- ²²⁸L. V. Skripnikov, *J. Chem. Phys.* **145**, 214301 (2016).
- ²²⁹L. Luo, T. P. Straatsma, L. E. Aguilar Suarez, R. Broer, D. Bykov, E. F. D’Azevedo, S. S. Faraji, K. C. Gottiparthi, C. De Graaf, A. Harris, R. W. A. Havenith, H. J. Jensen, W. Joubert, R. K. Kathir, J. Larkin, Y. W. Li, D. Liakh, B. Messer, M. R. Norman, J. C. Oefelein, R. Sankaran, A. Tillack, A. L. Barnes, L. Visscher, J. Wells, and M. Wibowo, *IBM J. Res. Dev.* **64** (3/4) (2020).