



Universiteit  
Leiden  
The Netherlands

## Universality and scaling in multi-field alpha-attractor preheating

Iarygina, O.; Sfakianakis, E.; Wang, D.-G.; Achúcarro, A.

### Citation

Iarygina, O., Sfakianakis, E., Wang, D. -G., & Achúcarro, A. (2019). Universality and scaling in multi-field alpha-attractor preheating. *Journal Of Cosmology And Astroparticle Physics*, 2019(6), 027. doi:10.1088/1475-7516/2019/06/027

Version: Not Applicable (or Unknown)

License: [Leiden University Non-exclusive license](#)

Downloaded from: <https://hdl.handle.net/1887/81729>

**Note:** To cite this publication please use the final published version (if applicable).

# Universality and scaling in multi-field $\alpha$ -attractor preheating

Oksana Iarygina<sup>1</sup>, Evangelos I. Sfakianakis<sup>1,2</sup>, Dong-Gang Wang<sup>1,3</sup>, Ana Achúcarro<sup>1,4\*</sup>

<sup>1</sup>*Institute Lorentz of Theoretical Physics, Leiden University, 2333 CA Leiden, The Netherlands*

<sup>2</sup>*Nikhef, Science Park 105, 1098 XG Amsterdam, The Netherlands*

<sup>3</sup>*Leiden Observatory, Leiden University, 2300 RA Leiden, The Netherlands*

<sup>4</sup>*Department of Theoretical Physics, University of the Basque Country, UPV-EHU 48080 Bilbao, Spain*

(Dated: June 17, 2019)

We explore preheating in multi-field models of inflation in which the field-space metric is a highly curved hyperbolic manifold. One broad family of such models is called  $\alpha$ -attractors, whose single-field regimes have been extensively studied in the context of inflation and supergravity. We focus on a simple two-field generalization of the  $T$ -model, which has received renewed attention in the literature. Krajewski et al. concluded, using lattice simulations, that multi-field effects can dramatically speed-up preheating. We recover their results and further demonstrate that significant analytical progress can be made for preheating in these models using the WKB approximation and Floquet analysis. We find a simple scaling behavior of the Floquet exponents for large values of the field-space curvature, that enables a quick estimation of the  $T$ -model reheating efficiency for any large value of the field-space curvature. In this regime we further observe and explain universal preheating features that arise for different values of the potential steepness. In general preheating is faster for larger negative values of the field-space curvature and steeper potentials. For very highly curved field-space manifolds preheating is essentially instantaneous.

PACS numbers: Preprint Nikhef 2018-050

## CONTENTS

|                                   |   |
|-----------------------------------|---|
| I. Introduction                   | 2 |
| II. Model                         | 5 |
| A. Single-field background motion | 5 |
| B. Initial condition dependence   | 7 |
| C. Geometrical destabilization    | 9 |

---

\* Email addresses: achucar@lorentz.leidenuniv.nl; iarygina@lorentz.leidenuniv.nl; e.sfakianakis@nikhef.nl; wdgang@strw.leidenuniv.nl

|   |    |
|---|----|
| D. Post-inflationary background oscillations            | 11 |
| III. Tachyonic resonance                                | 13 |
| A. Fluctuations   | 13 |
| B. Effective frequency                                  | 17 |
| C. WKB results  | 19 |
| D. Floquet charts                                       | 21 |
| E. Expanding Universe                                   | 24 |
| IV. Potential dependence                                | 27 |
| V. Summary and Discussion                               | 30 |
| Acknowledgments   | 33 |
| Appendix A: Generalization of the T-model               | 33 |
| Appendix B: Field-Space quantities for hyperbolic space | 34 |
| Appendix C: Alternative time parametrization            | 35 |
| Appendix D: Back-reaction                               | 36 |
| References  | 38 |

## I. INTRODUCTION

Inflation remains the leading paradigm for the very early universe, providing an elegant solution to the horizon and flatness problems of big bang cosmology [1, 2]. However, the biggest success of inflation is undoubtedly that it provides a framework for computing the primordial density fluctuations that can be observed as temperature variations of the Cosmic Microwave Background Radiation (CMB) and that provide the seeds for structure formation.

The recent results from the *Planck* satellite [3] are the latest in a long line of experiments, starting in 1989 with COBE, trying to constrain the characteristics of the primordial power spectrum through measuring the spectral index of scalar fluctuations ( $n_s$ ). Attempts to measure the running of the spectral index  $\alpha_s$  and the tensor to scalar ratio  $r$  have resulted so far only in placing upper bounds on both. While large-field models of inflation are tightly constrained and the simplest ones,

like quadratic inflation, are practically ruled out, large families of models are still compatible with the data, providing predictions that match those of the Starobinsky model [4]

$$n_s = 1 - \frac{2}{N_*}, \quad r = \frac{12\alpha}{N_*^2} \quad (1)$$

where  $N_*$  is the time in  $e$ -folds where the CMB modes exit the horizon during inflation. The two main families of models that provide the observables of Eq. (1) are models with non-minimal coupling to gravity [5, 6] (sometimes called  $\xi$ -attractors<sup>1</sup>) and models with hyperbolic field-space geometry, also called  $\alpha$ -attractors [9–12]. Higgs inflation [13, 14] is an example of the former. For the Starobinsky model and  $\xi$ -attractors,  $\alpha = 1$  in Eq. (1), hence the prediction for the tensor mode amplitude is fixed. For  $\alpha$ -attractors, the parameter  $\alpha$  corresponds to the curvature of the field-space, as we will see, hence the tensor power is suppressed for highly curved field-space manifolds [9–11]. At some level, the unifying feature of all these approaches can be attributed to a singularity in the kinetic sector [15]. We will focus only on  $\alpha$ -attractors, drawing similarities and differences with the other observationally related models when necessary.

While a lot of theoretical and phenomenological work on inflation has focused on single-field scenarios, realistic models of high-energy particle physics typically include many distinct scalar fields at high energies [16–20]. Furthermore, multiple fields with a curved field-space manifold (see e.g. [21–30]) can display a variety of effects, including non-gaussianities, isocurvature modes, imprints from heavy fields during turns in field space, curvature fluctuations from ultra-light entropy modes, as well as geometric destabilization of the inflationary trajectory [31–34]. Several models that lead to the predictions of Eq. (1) display strong single field attractors [5, 12, 14] that persist during and after inflation. In particular, the multi-field analysis of  $\alpha$ -attractors has become an interesting topic recently [12, 35–39].

During inflation, the inflaton field dominates the total energy density budget. However, the universe must be in a radiation dominated stage before Big Bang Nucleosynthesis (BBN), in order to produce the observed abundance of light elements [48–50] (see e.g. Refs. [41, 51–54] for recent reviews). The period during which the energy density locked in the inflaton condensate is transferred to radiation modes is called reheating. While inflation is tightly constrained by measurements of the CMB and Large Scale Structure [40–47], the period after inflation and before Big Bang Nucleosynthesis (BBN), provides far fewer observational handles, due to the very short length-scales involved. This is due to the fact that most dynamics during reheating takes place

---

<sup>1</sup> It is worth noting that in the Palatini formulation of gravity the behavior and predictions of  $\xi$ -attractor models change significantly, as is discussed for example in Refs. [7, 8].

at sub-horizon scales, following causality arguments, hence it does not leave an imprint on larger scales, like the CMB<sup>2</sup>. Furthermore, the thermalization processes that have to occur before BBN wash out many of the “fingerprints” of reheating. Despite its inherent complexity, knowledge of the reheating era is essential, in order to relate inflationary predictions to present-day observations. The evolution history of the universe determines the relation between the times of horizon-crossing and re-entry of primordial fluctuations [55–63]. Furthermore, preheating in multi-field models of inflation can alter the evolution of cosmological observables [64–70].

The reheating era can proceed either through perturbative decay of the inflaton, or through non-perturbative processes, such as parametric and tachyonic resonance, also called preheating (see e.g. [71–73] and Ref. [74] for a review). A recent paper [75] used lattice simulations to compute the preheating behavior of a specific two-field realization of the T-model, a member of the  $\alpha$ -attractor family [76]. In this paper we use linear analysis to recover and interpret the results of Ref. [75] and examine their dependence on the potential steepness and field-space curvature. We find that the Floquet charts for a specific value of the potential steepness collapse into a single “master diagram” for small values of  $\alpha$  when plotted against axes properly rescaled by the field-space curvature. Even for different potential parameters, the scaling behavior of the Floquet charts persists, albeit in an approximate rather than exact form. Overall we find slightly faster preheating for steeper potentials and for models with stronger field-space curvature. An important conclusion is that, in the limit of highly curved manifolds, preheating occurs almost instantaneously regardless of the exact form of the T-model potential. This is important for connecting the predictions of  $\alpha$ -attractors to CMB observations.

The structure of the paper is as follows. In Section II we describe the model and study its background evolution, both during and after inflation. In Section III we review the formalism for computing fluctuations in multi-field models with non-trivial field-space metric. We also specify the form of the potential and analyze the resulting particle production using semi-analytic arguments, the WKB approximation and Floquet theory. Section IV generalizes our results to different potentials. We conclude in Section V.

---

<sup>2</sup> While this is true for most models, there are well motivated cases where reheating can excite super-horizon modes and thus affect CMB observables. This does not occur for the  $\alpha$ -attractor models that we are examining and we will not be discussing it further.

## II. MODEL

We consider a model consisting of two interacting scalar fields on a hyperbolic manifold of constant negative curvature. The specific Lagrangian corresponds to a two-field extension of the well-known T-model, as described in detail in Appendix A and Ref. [75], and can be written as

$$\mathcal{L} = -\frac{1}{2} \left( \partial_\mu \chi \partial^\mu \chi + e^{2b(\chi)} \partial_\mu \phi \partial^\mu \phi \right) - V(\phi, \chi), \quad (2)$$

where  $b(\chi) = \log(\cosh(\beta\chi))$ . The corresponding two-field potential is

$$V(\phi, \chi) = M^4 \left( \frac{\cosh(\beta\phi) \cosh(\beta\chi) - 1}{\cosh(\beta\phi) \cosh(\beta\chi) + 1} \right)^n (\cosh(\beta\chi))^{2/\beta^2}, \quad (3)$$

where  $\beta = \sqrt{2/3\alpha}$  and  $M^4 = \alpha\mu^2$ . For  $\chi = 0$  the potential becomes

$$V(\phi, 0) = M^4 \left( (\tanh(\beta\phi/2))^2 \right)^n = M^4 \tanh^{2n}(\beta|\phi|/2). \quad (4)$$

The background equation of motion for  $\phi(t)$  at  $\chi(t) = 0$  is

$$\ddot{\phi} + 3H\dot{\phi} + \frac{2\sqrt{2}M^4n}{\sqrt{3\alpha}} \operatorname{csch} \left( \sqrt{\frac{2}{3\alpha}} |\phi| \right) \tanh^{2n} \left( \frac{|\phi|}{\sqrt{6\alpha}} \right) = 0. \quad (5)$$

We rescale the inflaton field  $\phi$  and the parameter  $\alpha$  by the reduced Planck mass as  $\phi = \tilde{\phi} M_{\text{Pl}}$  and  $\alpha = \tilde{\alpha} M_{\text{Pl}}^2$ . Finally, we rescale time by  $\mu$ , leading to

$$\frac{d^2 \tilde{\phi}}{d(\mu t)^2} + 3 \frac{H}{\mu} \frac{d\tilde{\phi}}{d(\mu t)} + \frac{2\sqrt{2}\tilde{\alpha}n}{\sqrt{3}} \operatorname{csch} \left( \sqrt{\frac{2}{3\tilde{\alpha}}} |\tilde{\phi}| \right) \tanh^{2n} \left( \frac{|\tilde{\phi}|}{\sqrt{6\tilde{\alpha}}} \right) = 0, \quad (6)$$

where

$$\left( \frac{H}{\mu} \right)^2 = \frac{1}{3} \left[ \frac{1}{2} \left( \frac{d\tilde{\phi}}{d(\mu t)} \right)^2 + \tilde{\alpha} \cdot \tanh^{2n} \left( \frac{|\tilde{\phi}|}{\sqrt{6\tilde{\alpha}}} \right) \right]. \quad (7)$$

In Ref. [75] an alternative rescaling of time was implicitly used, which we describe in Appendix C.

### A. Single-field background motion

We start by analyzing the background motion of the  $\phi$  and  $\chi$  fields, in order to identify the regime of effectively single-field motion and describe CMB constraints on the model parameters. We initially assume that  $\chi(t) = 0$  at background level, which is indeed a dynamical attractor, as we will show later. Eq. (6) in the slow-roll approximation and for  $\tilde{\phi}/\sqrt{\tilde{\alpha}} \gg 1$ , which holds during inflation, becomes

$$3H\dot{\phi} + \frac{4(\sqrt{2\tilde{\alpha}n})}{\sqrt{3}} e^{-\sqrt{2}\tilde{\phi}/\sqrt{3\tilde{\alpha}}} \simeq 0, \quad (8)$$

where  $H/\mu \simeq \sqrt{\tilde{\alpha}/3}$ , leading to

$$\dot{\tilde{\phi}} = -\frac{4\sqrt{2}n}{3}e^{-\sqrt{2}\tilde{\phi}/\sqrt{3\tilde{\alpha}}}, \quad (9)$$

$$N = \frac{3\tilde{\alpha}}{8n}e^{\sqrt{\frac{2}{3\tilde{\alpha}}}\tilde{\phi}}. \quad (10)$$

The slow-roll parameters become

$$\epsilon \equiv -\frac{\dot{H}}{H^2} = \frac{16n^2}{3\tilde{\alpha}}e^{-2\sqrt{2}\tilde{\phi}/\sqrt{3\tilde{\alpha}}} \simeq \frac{3\tilde{\alpha}}{4N^2} \quad (11)$$

$$\eta \equiv \frac{\ddot{\tilde{\phi}}}{\epsilon H} \simeq \frac{2}{N}. \quad (12)$$

The end of inflation defined as  $\epsilon = 1$ , based on the slow-roll analysis, occurs at

$$\frac{\tilde{\phi}_{\text{end}}}{\sqrt{\tilde{\alpha}}} = \frac{\sqrt{3}}{2\sqrt{2}} \left( \log \frac{16}{3} + 2 \log n - \log \tilde{\alpha} \right). \quad (13)$$

The last term in Eq. (13) is subdominant for small  $\tilde{\alpha}$  and can be safely ignored, leading to  $\tilde{\phi}_{\text{end}}/\sqrt{\tilde{\alpha}} \simeq 0.6(1.7 + 2 \log n)$ . Even though the slow-roll approximation fails near the end of inflation, the scaling  $\tilde{\phi}_{\text{end}}/\sqrt{\tilde{\alpha}} = \mathcal{O}(1)$  is valid over the whole range of potential parameters  $\alpha$  and  $n$  that we considered, as shown in Fig. 1. The Hubble scale at  $\epsilon = 1$  is

$$\frac{H_{\text{end}}^2}{\mu^2} = \frac{1}{2}\tilde{\alpha} \cdot \tanh^{2n} \left( \frac{\tilde{\phi}_{\text{end}}}{\sqrt{6\tilde{\alpha}}} \right) \sim \frac{1}{4}\tilde{\alpha}, \quad (14)$$

where the numerical factor in the last equality of Eq. (14) is fitted from the bottom right panel of Fig. 1.

The tensor-to-scalar ratio for single-field motion is

$$r = 16\epsilon \simeq 12\frac{\tilde{\alpha}}{N^2}. \quad (15)$$

In general  $r = \alpha \times \mathcal{O}(10^{-3})$  for modes that exit the horizon at  $N \sim 55$   $e$ -folds before the end of inflation. The dimensionless power spectrum of the (scalar) density perturbations is measured to be

$$A_s \simeq 2 \times 10^{-9}. \quad (16)$$

Using the expression for the scalar power spectrum from single field slow-roll inflation

$$A_s = \frac{H^2}{8\pi^2 M_{\text{Pl}}^2 \epsilon}, \quad (17)$$

and the value of the Hubble scale at the plateau of the potential  $H^2 \simeq \tilde{\alpha}\mu^2/3$ , it is straightforward to see that  $\mu \sim 10^{-5}M_{\text{Pl}}$ . Hence the scale of  $\mu$  fixes the amplitude of the scalar power spectrum, independent of  $\alpha$  and  $n$ . By using  $\mu$  to re-scale time, it is trivial to connect the preheating calculations performed in the present work to observational constraints on the potential parameters.

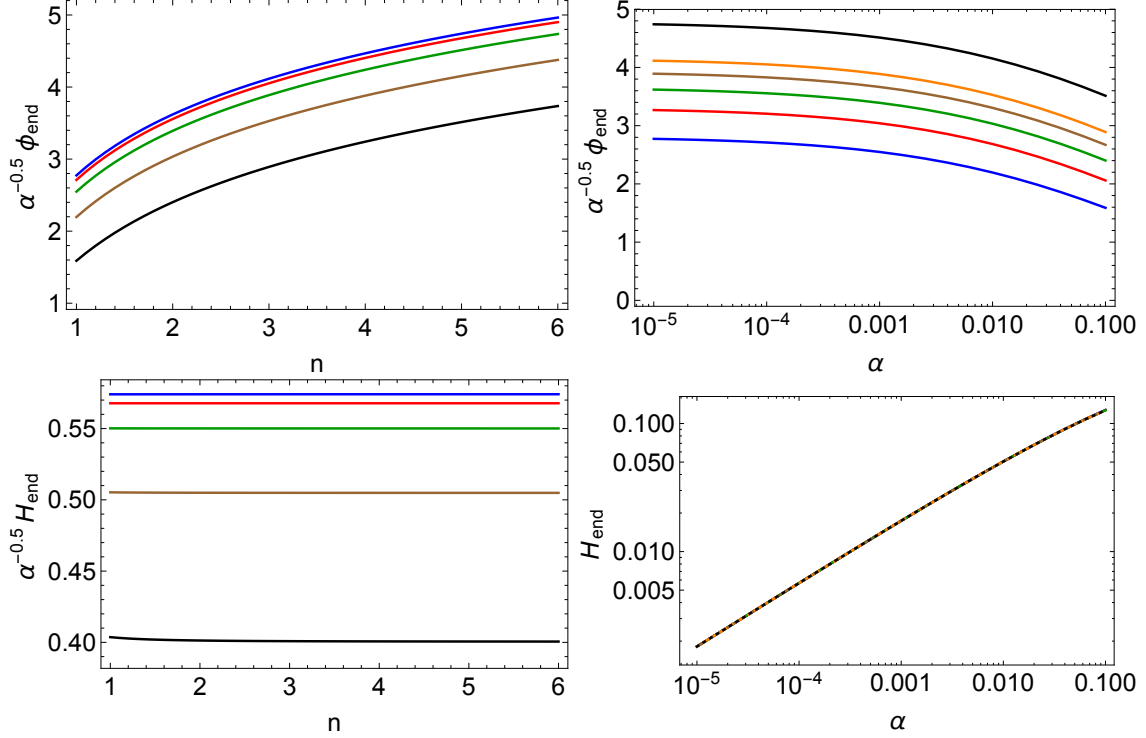


FIG. 1: *Upper panels:* The rescaled background field at the end of inflation  $\phi_{\text{end}}/\sqrt{\alpha}$  as a function of  $n$  (left) and  $\alpha$  (right). *Lower panels:* The rescaled Hubble parameter at the end of inflation  $H_{\text{end}}/\sqrt{\alpha}$  as a function of  $n$  (left) and  $\alpha$  (right). The Hubble parameter is measured in units of  $\mu$ . Color coding is as follows:

*Left:*  $\alpha = 10^{-5}, 10^{-4}, 10^{-3}, 10^{-2}, 10^{-1}$  (blue, red, green, brown and black respectively).

*Right:*  $n = 1, 1.5, 2, 2.5, 3, 5$  (blue, red, green, brown, orange and black respectively).

## B. Initial condition dependence

It can be easily seen that the potential of Eq. (3) exhibits a minimum at  $\chi = 0$  for all values of  $\phi$ . However, the approach to this potential “valley” is important and could in principle leave observational signatures, if it occurs close to the time at which the CMB-relevant scales leave the horizon.

Fig. 2 shows the transition to the single-field trajectory for  $n = 3/2$  and  $\alpha = 0.001$ . The initial conditions are  $\phi_0 = \chi_0$ , chosen such that there would be 60  $e$ -folds of inflation for  $\chi_0 = 0$ . We see two distinct stages of inflation: initially  $\phi(t)$  remains almost constant and  $\chi(t)$  follows a slow-roll motion until it reaches the minimum  $\chi = 0$ . Then, after a sharp turn in field-space, the field  $\phi(t)$  follows a slow-roll motion towards the global minimum of the potential, while  $\chi$  stays exponentially close to zero. Hence to a good approximation, the whole inflationary era is separated



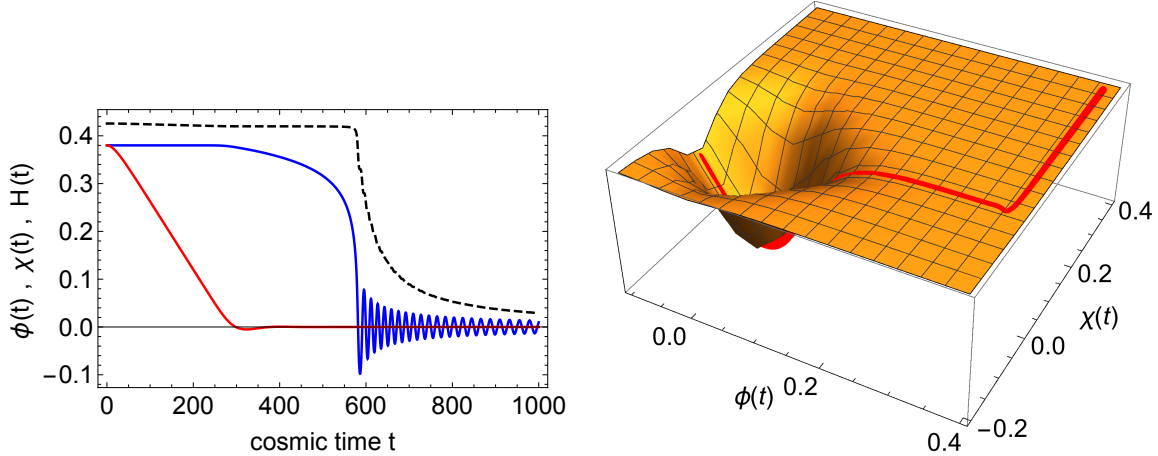


FIG. 2: *Left*: A characteristic evolution for  $\phi$  (blue),  $\chi$  (red) and  $H$  (black-dashed) for  $n = 3/2$  and  $\tilde{\alpha} = 0.001$ , showing the approach to  $\chi(t) = 0$ . The initial conditions are chosen as  $\phi_0 = \chi_0$  and  $\dot{\phi}_0 = \dot{\chi}_0 = 0$ . *Right*: The three-dimensional plot of the trajectory on the potential. The two effectively single-field stages are easily visible:  $\phi(t) \simeq \text{const.}$  followed by  $\chi(t) \simeq 0$ .

into two sequential periods of distinct single-field motion.

Starting from a wide range of initial conditions  $\phi_0 \equiv \phi(0)$  and  $\chi_0 \equiv \chi(0)$ , we see that the system generically follows the two-stage evolution shown in Fig. 2, proceeding along  $\chi(t) = 0$  during the last stage of inflation and during the post-inflationary oscillations. Figure 3 shows the transition to the single-field motion along  $\chi = 0$  for broad conditions, constrained to provide more than 60  $e$ -folds of inflation. Beyond the fact that the single field trajectory along  $\chi(t) = 0$  is a dynamical attractor for the generalized two-field T-model, its predictions are robust with respect to  $\chi_0$ . As shown in Fig. 3, the number of  $e$ -folds along the second stage  $\chi(t) = 0$  is much larger than the number of  $e$ -folds along the first stage  $\phi(t) = \text{const.}$  The range of values  $\{\phi_0, \chi_0\}$  that place the turn-rate spike (the transition between the two single-field motions) at the observable window  $50 \lesssim N_* \lesssim 60$  is very narrow, requiring delicate fine-tuning. Hence the generic observational prediction of these models for the CMB is that of usual single-field  $\alpha$ -attractors. This behavior can be understood analytically. Considering the number of  $e$ -folds along a single-field trajectory we get

$$N = \int H dt = \int \frac{H}{\dot{\phi}} d\phi \quad (18)$$

As a quick estimate of the number of  $e$ -folds we can use  $\Delta N_1 \sim (H/|\dot{\chi}|)\Delta\chi \sim (H/|\dot{\chi}|)\chi_0$  during the first stage and  $\Delta N_2 \sim (H/|\dot{\phi}|)\Delta\phi \sim (H/|\dot{\phi}|)\phi_0$  during the second stage of inflation. Assuming

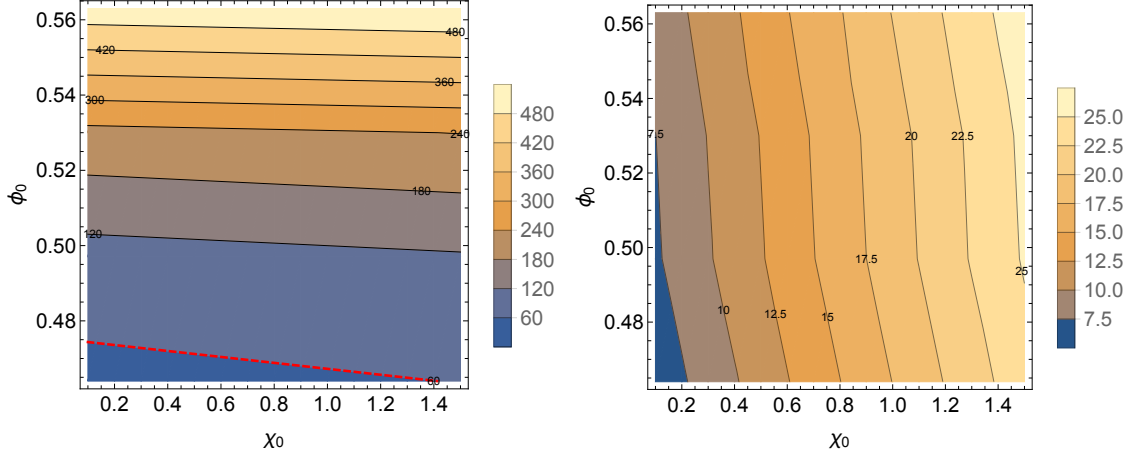


FIG. 3: *Left:* A contour plot in the  $\phi_0 \equiv \phi(0)$  and  $\chi_0 \equiv \chi(0)$  plane for  $n = 3/2$  and  $\tilde{\alpha} = 0.001$ , showing the total number of  $e$ -folds of inflation. The initial velocities are chosen as  $\dot{\phi}_0 = \dot{\chi}_0 = 0$ . The red-dashed line shows the initial conditions that lead to 60  $e$ -folds of inflation. We see that the total number of  $e$ -folds are predominately controlled by  $\phi_0$ . *Right:* A contour plot in the  $\phi_0$  and  $\chi_0$  plane for  $n = 3/2$  and  $\tilde{\alpha} = 0.001$ , showing the number of  $e$ -folds from the beginning of inflation until the  $\chi = 0$  attractor is reached. As expected, the number of  $e$ -folds along  $\phi \simeq \phi_0$  are mostly determined by  $\chi_0$ . We see that the initial stage of inflation along  $\phi \simeq \phi_0$  lasts far less than the second stage of inflation along  $\chi = 0$ , hence it will not leave any observational imprints for non fine-tuned initial conditions.

that the Hubble scale does not change much during inflation

$$\frac{N_1}{N_2} \sim \left| \frac{\dot{\chi}}{\dot{\phi}} \right| \frac{\chi_0}{\phi_0} \quad (19)$$

Fig. 4 shows the ratio  $|\dot{\phi}/\dot{\chi}|$  as a function of  $\phi$  for several values of  $\chi_0$ . We see that for large values of  $\phi_0$ , required to give a sufficient number of  $e$ -folds of inflation,  $|\dot{\chi}| = \mathcal{O}(10)|\dot{\phi}|$ , hence  $N_1 = \mathcal{O}(0.1)N_2$  for typical values of  $\{\phi_0, \chi_0\}$ . While there is potentially interesting phenomenology from the turning trajectories, it is absent for generically chosen initial conditions. Since we are only interested in the preheating behavior of the two-field T-model, we will not pursue this subject further here.

### C. Geometrical destabilization

A novel phenomenon that manifests itself in scalar field systems on a negatively curved manifold is “geometrical destabilization” [31], where the presence of a negative field-space Ricci term can turn a stable direction into an unstable one. The study of the effective mass for the  $\phi$  and  $\chi$

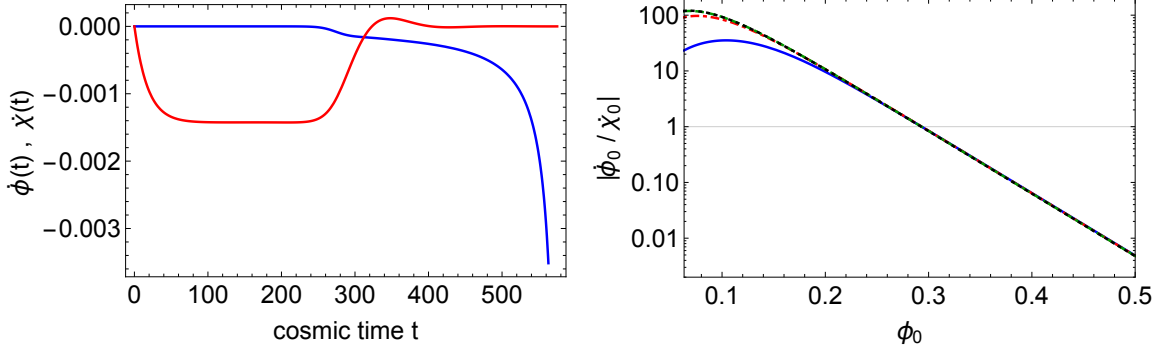


FIG. 4: *Left*: The field velocities  $\dot{\phi}(t)$  (blue) and  $\dot{\chi}(t)$  (red) for the example of Fig. 2. We see that the initial stage of inflation along  $\phi = \text{const.}$  proceeds with a much larger velocity than the one associated with  $\alpha$ -attractors, hence it will generate fewer  $e$ -folds. *Right*: The ratio of the typical velocities  $|\dot{\phi}/\dot{\chi}|$  as a function of the inflaton field  $\phi_0$  for different values of the field amplitude  $\chi_0$ . We see that for the  $\phi$  field values needed to generate sufficient  $e$ -folds of inflation the typical  $\chi$  velocity is larger than the typical  $\phi$  velocity.

fluctuations will be performed in Section III. In order to check the stability of the single-field trajectory, it suffices to use the effective super-horizon isocurvature mass

$$\begin{aligned}
 m_{\chi, \text{eff}}^2 &= V_{\chi\chi}(\chi=0) - \frac{1}{2} \frac{4}{3\alpha} \dot{\phi}^2 = \\
 &= \frac{\left( 2 \tanh^{2n} \left( \frac{|\phi(t)|}{\sqrt{6}\sqrt{\alpha}} \right) \left( 3\alpha + 2n \coth \left( \frac{\sqrt{\frac{2}{3}}\phi(t)}{\sqrt{\alpha}} \right) \text{csch} \left( \frac{\sqrt{\frac{2}{3}}\phi(t)}{\sqrt{\alpha}} \right) \right) \right)}{3} - \frac{2\dot{\phi}(t)^2}{3\alpha} \quad (20)
 \end{aligned}$$

During inflation and using the slow-roll conditions, we get

$$m_{\chi, \text{eff}}^2 = 2\alpha \left( 1 + \frac{1}{2N} \right) \quad (21)$$

which is positive. However, close to the end of inflation the slow-roll approximation fails and the result cannot be trusted. Hence the model under study is safe against geometrical destabilization effects during inflation. The effective mass of isocurvature fluctuations can become negative after the end of inflation, but this falls under the scope of tachyonic preheating, as will be discussed in Section III. Figure 5 shows the isocurvature effective mass-squared during the last  $e$ -folds of inflation, showing that it is indeed positive until very close to the end, hence no Geometrical Destabilization will occur<sup>3</sup>. However Fig. 5 shows that all computations, either using linear analysis as the ones performed here, or full lattice simulations like in Ref. [75], must be initialized more

<sup>3</sup> Recently Ref. [35] showed the existence of yet another possible evolution for  $\alpha$ -attractor models, angular inflation, where the background motion proceeds along the boundary of the Poincare disk. We did not see this behavior arise in the context of the two-field T-model studied here, even for highly curved manifolds.

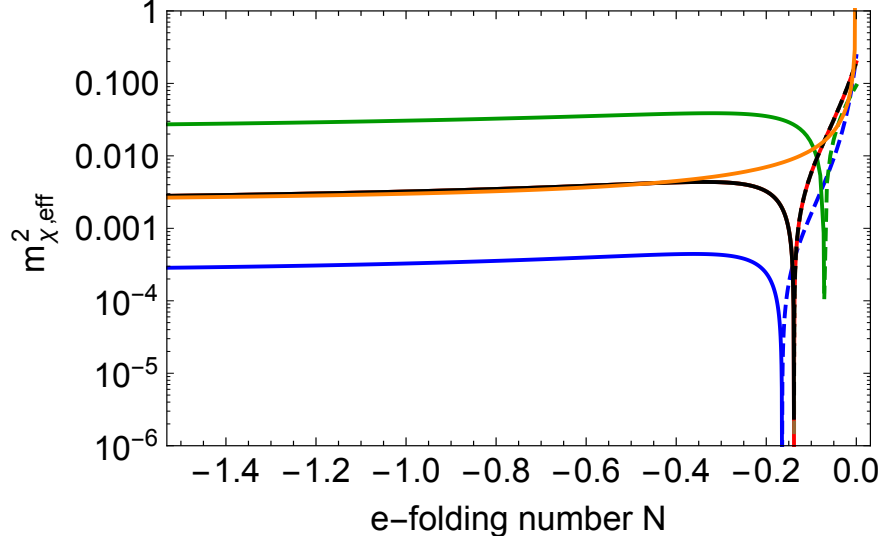


FIG. 5: The super-horizon isocurvature effective mass-squared  $m_{\chi, \text{eff}}^2$  given in Eq. (20) for several values of  $\alpha$  and  $n$ . In particular  $\tilde{\alpha} = 0.0001$  and  $n = 3/2$  (blue),  $\tilde{\alpha} = 0.001$  and  $n = 3/2$  (red),  $\tilde{\alpha} = 0.01$  and  $n = 3/2$  (green),  $\tilde{\alpha} = 0.001$  and  $n = 1$  (brown),  $\tilde{\alpha} = 0.001$  and  $n = 10$  (black). The dotted parts show the negative part of  $m_{\chi, \text{eff}}^2$ . The three curves that correspond to  $\tilde{\alpha} = 0.001$  are visually indistinguishable. The orange line shows the slow-roll expression of Eq. (21) for  $\tilde{\alpha} = 0.001$ . We see that the single field trajectory along  $\chi = 0$  is safe against geometric destabilization effects until close to the end of inflation.

than an  $e$ -fold before the end of inflation, where the effective isocurvature mass-squared is positive and the connection to the Bunch Davies vacuum is possible.

#### D. Post-inflationary background oscillations

In order to study the post-inflationary background evolution of the inflaton field  $\phi(t)$ , it is convenient to work in terms of the rescaled field variable  $\delta \equiv \tilde{\phi}/\sqrt{\tilde{\alpha}}$  and re-write the equation of motion for the inflaton field  $\phi$  as

$$\ddot{\delta} + 3H\dot{\delta} + \mu^2 \frac{2\sqrt{2}}{3} n \cdot \text{csch} \left( \sqrt{\frac{2}{3}} |\delta| \right) \tanh^{2n} \left( \frac{1}{\sqrt{6}} |\delta| \right) = 0 \quad (22)$$

where

$$\left( \frac{H}{\mu} \right)^2 = \frac{\tilde{\alpha}}{3} \left[ \frac{1}{2} \left( \frac{d\delta}{d(\mu t)} \right)^2 + \tanh^{2n} \left( \frac{|\delta|}{\sqrt{6}} \right) \right] \quad (23)$$

The field re-scaling leads to  $\delta = \mathcal{O}(1)$  at the end of inflation and during preheating. We see that the evolution of  $\delta$ , if one neglects the Hubble drag term, does not depend on  $\alpha$ . This is reminiscent of

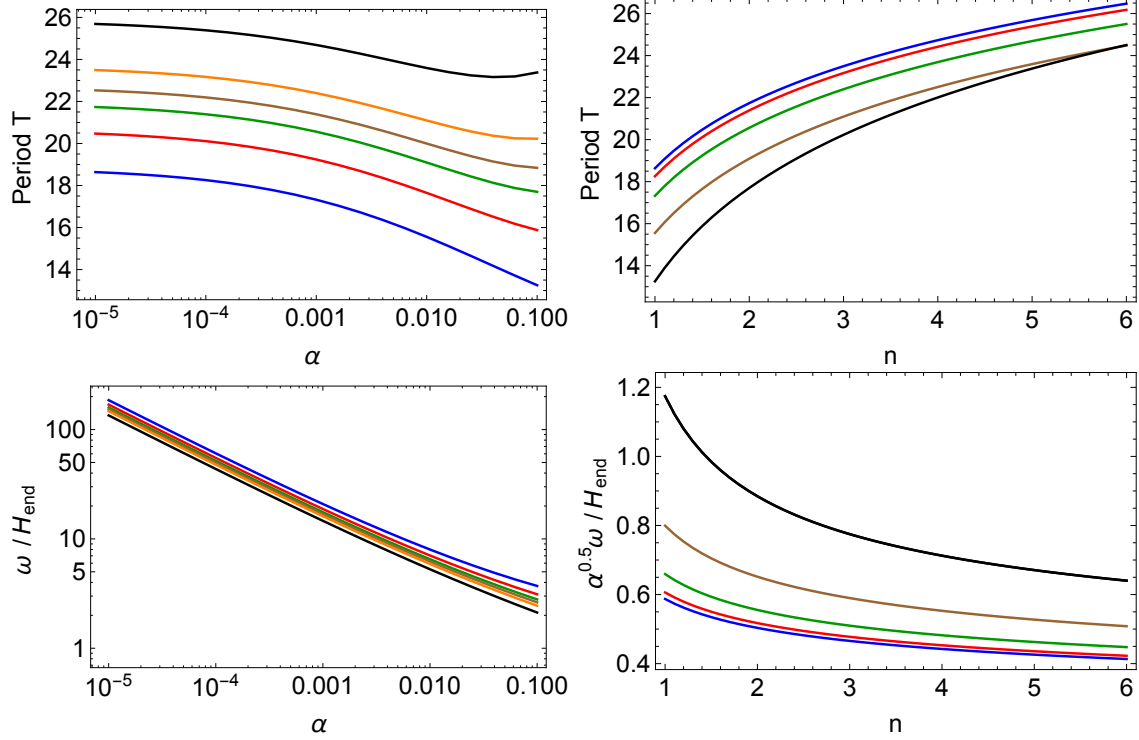


FIG. 6: *Upper panels:* The background period  $T$  as a function of  $\alpha$  (left) and  $n$  (right). *Lower panels:* The ratio of the background frequency  $\omega = 2\pi/T$  to the Hubble scale at the end of inflation  $H_{\text{end}}$  as a function of  $\alpha$  (left) and  $n$  (right). Color-coding follows Fig. 1, specifically:  
*Left:*  $\alpha = 10^{-5}, 10^{-4}, 10^{-3}, 10^{-2}, 10^{-1}$  (blue, red, green, brown and black respectively).  
*Right:*  $n = 1, 1.5, 2, 2.5, 3, 5$  (blue, red, green, brown, orange and black respectively)

non-minimally coupled models of inflation, where the background equation of motion approaches one “master equation”, when properly normalized, and thus the background motion is self-similar for large values of the non-minimal coupling  $\xi$ . In reality the background evolution has a mild dependence on  $\alpha$ , arising from the (very weak) dependence of  $\delta_{\text{end}}$  on  $\alpha$ , which is shown in Fig. 1. Fig. 6 shows the period of background oscillations, if we neglect the Hubble drag and initialize the oscillation at  $\delta_{\text{init}} = \phi_{\text{end}}/\sqrt{\alpha}$ . We see that the period  $T \sim 10$ . More importantly, there is a significant separation of scales between the background oscillation frequency  $\omega = 2\pi/T$  and the Hubble scale. The relation can be roughly fitted as  $\omega/H_{\text{end}} \sim 1/\sqrt{\tilde{\alpha}}$ . This shows that there are more background oscillations per Hubble time (or per  $e$ -fold) for smaller values of  $\tilde{\alpha}$ , hence for highly curved field-space manifolds.

### III. TACHYONIC RESONANCE

#### A. Fluctuations

The covariant formalism that must be used to study the evolution of fluctuations in models comprised of multiple scalar fields on a curved manifold has been developed and presented in Refs. [28, 77], described in detail in Ref. [78] and extensively used in Refs. [79–81] for studying preheating in multi-field inflation with non-minimal couplings to gravity. The gauge-invariant perturbations obey

$$\mathcal{D}_t^2 Q^I + 3H\mathcal{D}_t Q^I + \left[ \frac{k^2}{a^2} \delta_{IJ}^I + \mathcal{M}_{IJ}^I \right] Q^J = 0, \quad (24)$$

where the mass-squared matrix is given by

$$\mathcal{M}_{IJ}^I \equiv \mathcal{G}^{IK} (\mathcal{D}_J \mathcal{D}_K V) - \mathcal{R}_{LMJ}^I \dot{\varphi}^L \dot{\varphi}^M - \frac{1}{M_{\text{pl}}^2 a^3} \mathcal{D}_t \left( \frac{a^3}{H} \dot{\varphi}^I \dot{\varphi}_J \right) \quad (25)$$

and  $\mathcal{R}_{LMJ}^I$  is the Riemann tensor constructed from  $\mathcal{G}_{IJ}(\varphi^K)$ . For the model at hand, where the background motion is restricted along the  $\chi = 0$  direction, the field-space structure simplifies significantly  $\mathcal{G}_{IJ}(\chi = 0) = \delta_{IJ}$  and  $\Gamma_{JK}^I = 0$ , hence all covariant derivatives become partial derivatives and the quantization of the fluctuations proceeds as usual. This is not the case for other parametrizations of the field-space, or other background trajectories, where  $\mathcal{G}_{IJ} \neq \delta_{IJ}$ , and one would have to use the field-space vielbeins to properly quantize the system, as done for example in Ref. [78].

We rescale the perturbations as  $Q^I(x^\mu) \rightarrow X^I(x^\mu)/a(t)$  and work in terms of conformal time,  $d\eta = dt/a(t)$ . This allows us to write the quadratic action in a form that resembles Minkowski space, which makes their quantization straightforward. The quadratic action becomes

$$S_2^{(X)} = \int d^3x d\eta \left[ -\frac{1}{2} \eta^{\mu\nu} \delta_{IJ} \partial_\mu X^I \partial_\nu X^J - \frac{1}{2} \mathbb{M}_{IJ} X^I X^J \right], \quad (26)$$

where

$$\mathbb{M}_{IJ} = a^2 \left( \mathcal{M}_{IJ} - \frac{1}{6} \delta_{IJ} R \right) \quad (27)$$

and  $R$  is the space-time Ricci scalar. The energy density of the two fields in momentum-space becomes

$$\rho_k^{(X)} = \frac{1}{2} \delta_{IJ} \partial_\eta X_k^I \partial_\eta X_k^J + \frac{1}{2} [\omega_k^2(\eta)]_{IJ} X_k^I X_k^J = \frac{1}{2} \delta_{IJ} [\partial_\eta X_k^I \partial_\eta X_k^J - (\partial_\eta^2 X^I) X^J] \quad (28)$$

where we used the equation of motion for the second equality and defined the effective frequency-squared as

$$[\omega_k^2(\eta)]_{IJ} = k^2 \delta_{IJ} + \mathbb{M}_{IJ} \quad (29)$$

We promote the fields  $X^I$  to operators  $\hat{X}^I$  and expand  $\hat{X}^\phi$  and  $\hat{X}^\chi$  in sets of creation and annihilation operators and associated mode functions

$$\hat{X}^I = \int \frac{d^3k}{(2\pi)^{3/2}} \left[ u^I(k, \eta) \hat{a} e^{ik \cdot x} + u^{I*}(k, \eta) \hat{a}^\dagger e^{-ik \cdot x} \right]. \quad (30)$$

and we define  $u^\phi \equiv v$  and  $u^\chi \equiv z$ . Since the modes decouple on a single-field background with vanishing turn-rate, the equations of motion are

$$\begin{aligned} \partial_\eta^2 v_k + \omega_\phi^2(k, \eta) v_k &\simeq 0, & \omega_\phi(k, \eta)^2 &= k^2 + a^2 m_{\text{eff}, \phi}^2, \\ \partial_\eta^2 z_k + \omega_\chi^2(k, \eta) z_k &\simeq 0, & \omega_\chi(k, \eta)^2 &= k^2 + a^2 m_{\text{eff}, \chi}^2. \end{aligned} \quad (31)$$

The effective masses of the two types of fluctuations, along the background motion and perpendicular to it, consist of four distinct contributions [78]:

$$m_{\text{eff}, I}^2 = m_{1, I}^2 + m_{2, I}^2 + m_{3, I}^2 + m_{4, I}^2, \quad (32)$$

with

$$\begin{aligned} m_{1, I}^2 &\equiv \mathcal{G}^{IK} (\mathcal{D}_I \mathcal{D}_K V), \\ m_{2, I}^2 &\equiv -\mathcal{R}_{LMI}^I \dot{\phi}^L \dot{\phi}^M, \\ m_{3, I}^2 &\equiv -\frac{1}{M_{\text{pl}}^2 a^3} \delta_K^I \delta_I^J \mathcal{D}_t \left( \frac{a^3}{H} \dot{\phi}^K \dot{\phi}_J \right), \\ m_{4, I}^2 &\equiv -\frac{1}{6} R = (\epsilon - 2) H^2. \end{aligned} \quad (33)$$

The various component of the effective mass-squared arises from a different source:

- $m_{1, I}^2$  is the usual effective mass term derived from the curvature of the potential around the minimum.
- $m_{2, I}^2$  comes from the geometry of field-space and has no analogue in models with a trivial field space.
- $m_{3, I}^2$  arises due to the presence of coupled metric perturbations by considering linear fluctuations in the metric as well as in the fields. This contribution vanishes in the limit of infinitely rigid space-time.

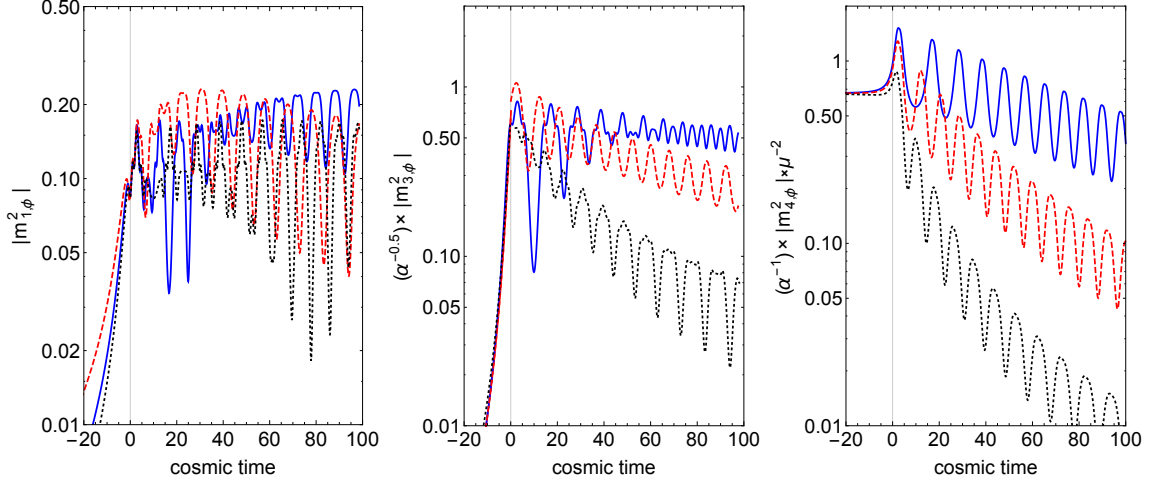


FIG. 7: The absolute values of the non-zero components of  $m_{\text{eff},\phi}^2$ , (left to right:  $m_{1,\phi}^2$ ,  $m_{2,\phi}^2/\sqrt{\alpha}$  and  $m_{3,\phi}^2/\alpha$ ) properly rescaled to showcase the scalings of Eq. (34) for  $n = 3/2$  and  $\tilde{\alpha} = 10^{-2}, 10^{-3}, 10^{-4}$  (black, red and blue respectively). The fact that all curves within each panel have similar values at the end of inflation is a numerical validation of the scalings shown in Eq. (34). The curves on the left and middle panels for  $t > 0$  are generated through using a moving average window on the values of  $|m_{\{2,3\},\phi}^2|$ . Without this smoothing the curves would exhibit large oscillations and hence would overlap and be very hard to distinguish. The information lost is not important, since at this point we are interested in the scaling properties of the effective mass components, not their exact form.

- $m_{4,I}^2$  encodes the curvature of space-time.

In general  $m_{3,\chi}^2 = 0 = m_{2,\phi}^2$ , since the coupled metric fluctuations described by  $m_{3,I}^2$  only affect the adiabatic modes  $\delta\phi$ , while the field-space curvature described by  $m_{2,I}^2$  only affects the isocurvature modes<sup>4</sup>  $\delta\chi$ . In our case, both  $m_{3,I}^2$  and  $m_{4,I}^2$  are subdominant for highly curved field spaces  $\tilde{\alpha} \ll 1$ , as can be seen from the various scalings of the terms in Eq. (32)

$$\begin{aligned}
 m_{1,\phi}^2 &\sim \mu^2 \\
 m_{3,\phi}^2 &\sim \mu^2 \sqrt{\tilde{\alpha}} \\
 m_{4,\phi}^2 = m_{4,\chi}^2 &\sim \mu^2 \tilde{\alpha}
 \end{aligned} \tag{34}$$

The small value of  $m_{4,I}^2$  is one further indication that fluctuations behave almost as if they were in flat spacetime. These scalings agree very well with numerical evaluations for a large range of  $\tilde{\alpha}$ ,

<sup>4</sup> The terms “adiabatic” and “isocurvature” refer to fluctuations along and perpendicular to the background trajectory respectively.



as shown in Fig. 7. A closer analysis of scaling relations for  $m_{\text{eff},\chi}^2$ , will be performed in Section IIIB. Meanwhile, within the single-field attractor along  $\chi = 0$ , the energy densities for adiabatic and isocurvature perturbations take the simple form [78]

$$\begin{aligned}\rho_k^{(\phi)} &= \frac{1}{2} [|v'_k|^2 + (k^2 + a^2 m_{\text{eff},\phi}^2) |v_k|^2], \\ \rho_k^{(\chi)} &= \frac{1}{2} [|z'_k|^2 + (k^2 + a^2 m_{\text{eff},\chi}^2) |z_k|^2],\end{aligned}\tag{35}$$

where we thus approximate the two effective masses as

$$m_{\text{eff},\phi}^2 \simeq V_{\phi\phi}(\chi = 0)\tag{36}$$

$$m_{\text{eff},\chi}^2 \simeq V_{\chi\chi}(\chi = 0) + \frac{1}{2} \mathcal{R} \dot{\phi}^2\tag{37}$$

where  $\mathcal{R} = -4/3\alpha$  is the field space Ricci curvature scalar and we dropped the subdominant terms. We must keep in mind that  $Q^\phi \sim v_k/a(t)$  and  $Q^\chi \sim z_k/a(t)$ . We measure particle production with respect to the instantaneous adiabatic vacuum [53]. The initial conditions for preheating can be read off from Eq. (31), using the WKB approximation and starting during inflation, when the effective mass is positive

$$v_k^{\text{init}} = \frac{1}{\sqrt{2\omega_\phi(k, \eta)}} e^{-i \int_{\eta_0}^{\eta} \omega_\phi(k, \eta') d\eta'}\tag{38}$$

$$z_k^{\text{init}} = \frac{1}{\sqrt{2\omega_\chi(k, \eta)}} e^{-i \int_{\eta_0}^{\eta} \omega_\chi(k, \eta') d\eta'}\tag{39}$$

In the far past  $a(\eta) \rightarrow 0$ , hence  $\{\omega_\phi(k, \eta), \omega_\chi(k, \eta)\} \rightarrow k$ , which makes the solutions of Eqs. (38) and (39) match to the Bunch-Davies vacuum during inflation.

Since we will be performing the computations in cosmic time, we write the equations of motion for the two types of fluctuations. The fluctuation equation for the  $\phi$  field (adiabatic direction) is

$$\ddot{Q}_\phi + 3H\dot{Q}_\phi + \left[ \frac{k^2}{a^2} + V_{\phi\phi} \right] Q_\phi = 0\tag{40}$$

where we neglected the term arising from the coupled metric fluctuations, that is proportional to  $M_{\text{Pl}}^{-2}$ . We again rescale time by  $\mu$  giving us

$$\frac{d^2 Q_\phi}{d(\mu t)^2} + 3 \frac{H}{\mu} \frac{dQ_\phi}{d(\mu t)} + \left[ \frac{(k/\mu)^2}{a^2} + \frac{V_{\phi\phi}}{\mu^2} \right] Q_\phi = 0\tag{41}$$

where the potential-dependent term of the effective frequency is

$$\frac{V_{\phi\phi}}{\mu^2} = \sqrt{\tilde{\alpha}} \frac{d^2}{d\tilde{\phi}^2} \left[ \tanh^{2n} \left( \frac{|\tilde{\phi}|}{\sqrt{6\tilde{\alpha}}} \right) \right]\tag{42}$$

The results for the isocurvature modes  $\delta\chi$  or  $Q_\chi$  are similar

$$\frac{d^2 Q_\chi}{d(\mu t)^2} + 3 \frac{H}{m} \frac{dQ_\chi}{d(\mu t)} + \left[ \frac{(k/\mu)^2}{a^2} + \frac{V_{\chi\chi}}{\mu^2} + \frac{1}{2} \left( \frac{d\phi}{d(\mu t)} \right)^2 \mathcal{R} \right] Q_\chi = 0\tag{43}$$

The last term in the above equation is the Riemann contribution to the effective mass-squared  $\omega_\chi^2$

$$m_{2,\chi}^2 = -\mathcal{R}_{\phi\phi\chi}^x \dot{\phi}^2 = -\frac{2}{3\alpha} \dot{\phi}^2 = \frac{1}{2} \mathcal{R} \dot{\phi}^2. \quad (44)$$

Since the self-resonance of  $\delta\phi$  modes in these models has been extensively studied (see for example Ref. [82]), we will focus our attention on  $\delta\chi$  fluctuations, which can undergo tachyonic excitation, which is generally more efficient than parametric amplification. Also the excitation of  $\delta\chi$  modes is a truly multi-field phenomenon that depends crucially on the field-space geometry.

### B. Effective frequency

We examine in detail the effective frequency-squared for the  $\delta\chi$  fluctuations,  $\omega_\chi^2(k, t)$ . For simplicity we will focus on the case of  $n = 3/2$ , which matches the potential used in the lattice simulations presented in Ref. [75]. The generalization of our results for other potentials is discussed in Section IV.

In the top left panel of Fig. 8 we see the evolution of the background field  $\phi(t)$ , rescaled as  $\delta(t) = \phi(t)/\sqrt{\alpha}$  after the end of inflation and we take  $t = 0$  as the end of inflation. We see that inflation ends at  $\phi(t)/\sqrt{\alpha} \simeq 3$  for all three cases considered here, consistent with Fig. 1. The main difference is both the frequency of oscillation and the decay of the amplitude of the background for different values of  $\alpha$ .

The maximum tachyonically excited wavenumber for the various cases under consideration is  $k_{\max} \simeq 0.87\mu$  for  $\tilde{\alpha} = 10^{-2}$ ,  $k_{\max} \simeq 1.04\mu$  for  $\tilde{\alpha} = 10^{-3}$  and  $k_{\max} \simeq 1.11\mu$  for  $\tilde{\alpha} = 10^{-4}$ . So we can say<sup>5</sup> that  $k_{\max} \simeq \mu$  for all values of  $\tilde{\alpha} \ll 1$ . Furthermore, we see that background motion corresponding to larger values of  $\tilde{\alpha}$  shows greater damping. This is consistent with the observation that  $H_{\text{end}} \sim \sqrt{\tilde{\alpha}}$ , hence the Hubble damping term is smaller for highly curved field-space manifolds.

Examining the tachyonic contribution to  $\omega_\chi^2(k)$ , a very simple scaling emerges

$$\frac{1}{2} \mathcal{R} \dot{\phi}^2 = -\frac{1}{2} \alpha \dot{\delta}^2 \frac{4}{3\alpha} = -\frac{2}{3} \dot{\delta}^2 = \mathcal{O}(1) \quad (45)$$

This is again consistent with Fig. 8, especially as the value of  $\tilde{\alpha}$  gets smaller.

Since the tachyonic contribution to the effective mass-squared is similar for models with different values of  $\tilde{\alpha}$ , the tachyonic amplification of the relevant mode-functions after each oscillation will be also similar. Fig. 9 shows the evolution of  $\omega_{\min}^2$  and  $k_{\max}$  for each subsequent tachyonic region.

---

<sup>5</sup> In the units of Appendix C and Ref. [75], this corresponds to  $k_{\max} \simeq \frac{1}{\sqrt{\alpha}} M^2/M_{\text{Pl}}$ , leading to  $k_{\max} \simeq 33M^2/M_{\text{Pl}}$  for  $\alpha = 10^{-3}$  and  $k_{\max} \simeq 100M^2/M_{\text{Pl}}$  for  $\alpha = 10^{-4}$ . This is consistent with Figure 5 of Ref. [75].

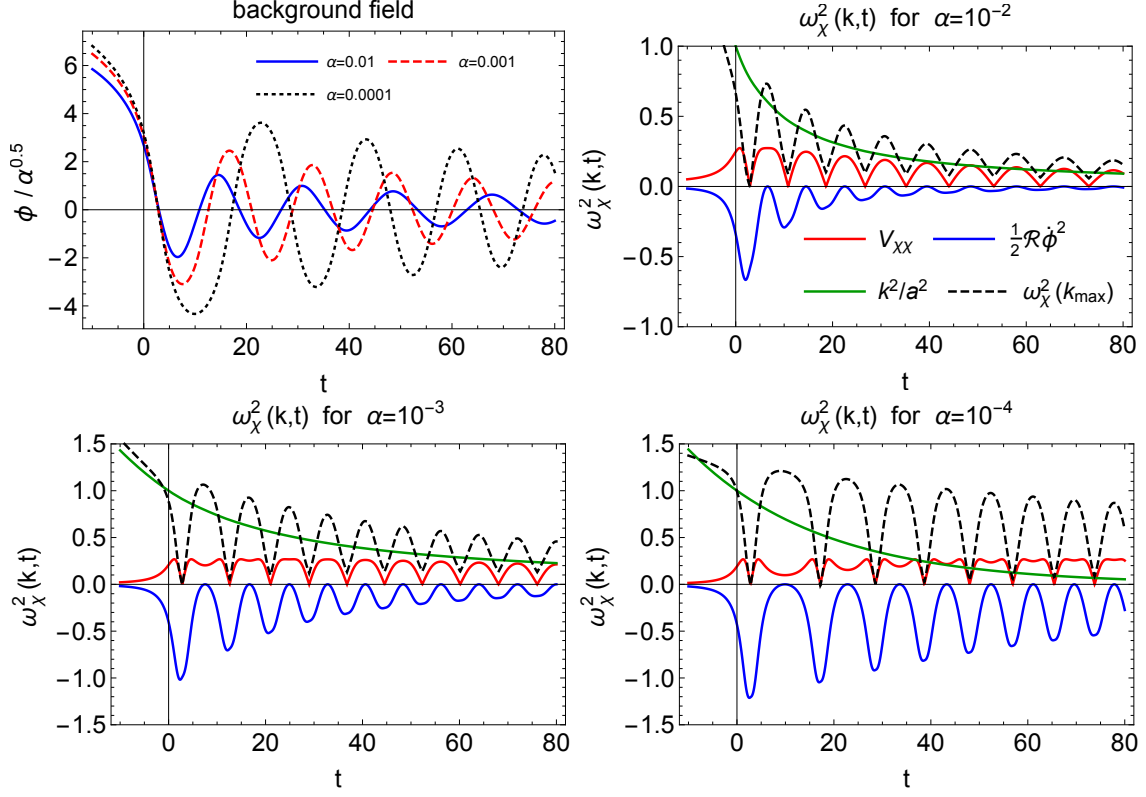


FIG. 8: The rescaled background field (top left)  $\phi/\sqrt{\alpha}$  as a function of time for  $\tilde{\alpha} = 10^{-2}, 10^{-3}, 10^{-4}$  (blue, red-dashed and black-dotted respectively). The other three plots correspond to the isocurvature effective frequency-squared for the maximal marginally amplified wavenumber  $k_{\max}$  (black-dotted), along with  $(k/a)^2$  (green), the potential contribution (red) and the tachyonic Riemann term (blue).

It is worth emphasizing that  $\omega_{\min}^2$  is determined solely by the corresponding minimum (maximum negative) value of  $m_{2,\chi}^2$ . The maximum negative value of  $m_{2,\chi}^2$  occurs when  $|\dot{\phi}|$  is maximized, or equivalently when  $\phi = 0$ . At this point, the potential can be Taylor-expanded as

$$V(\phi = 0, \chi) \approx \frac{M^4}{4^n} \beta^{2n} |\chi|^{2n}. \quad (46)$$

For  $n > 1$  the effective mass component vanishes for  $\chi = 0$ . In particular for  $n = 3/2$  the effective mass component becomes  $\partial_\chi^2 V(\phi = 0, \chi) \sim |\chi|$ , as shown in Fig. 8. The case of  $n = 1$  is different and we consider it in Section IV. We see that both the maximum (negative) contribution of  $m_{2,\chi}^2$ , as well as the range of tachyonically excited wavenumbers decrease faster for larger values of  $\tilde{\alpha}$ , or less curved field-space manifolds. This can be traced back to the dependence of the Hubble scale on the field-space curvature, which scales as  $H \propto \sqrt{\tilde{\alpha}}$ . Hence in the first  $e$ -fold, or within the first Hubble-time after inflation, lower values of  $\tilde{\alpha}$  will result in a larger number of tachyonic bursts

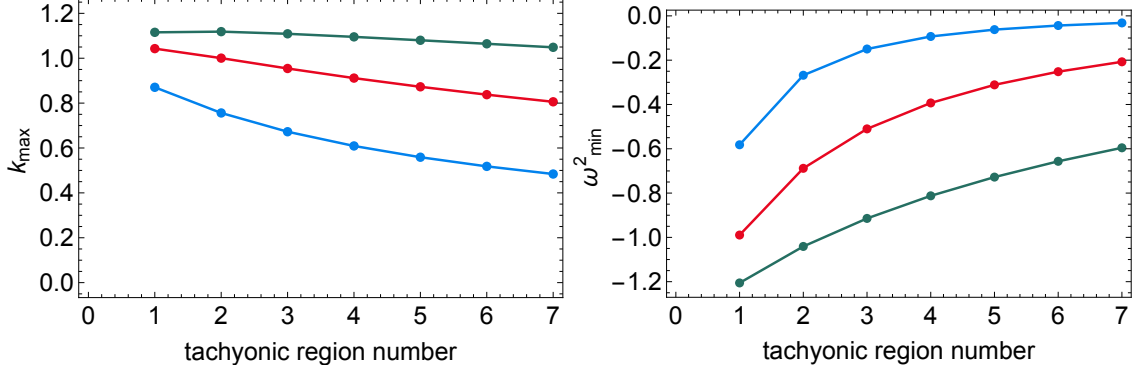


FIG. 9: *Left:* The dependence of the maximum excited wavenumber  $k_{\max}$  on the number of tachyonic regions for  $n = 3/2$  and  $\tilde{\alpha} = 10^{-2}, 10^{-3}, 10^{-4}$  (blue, red and green respectively).

*Right:* The minimum (maximally negative) value of the effective frequency-squared of  $\chi$  fluctuations  $\omega_{\min}^2$  as a function of the number of tachyonic regions for the same parameters and color-coding.

and hence a larger overall amplification. Furthermore, a larger Hubble term for larger values of  $\tilde{\alpha}$  will result in a faster red-shifting of the background field amplitude  $\delta(t)$ , resulting in a faster suppression of the parametric resonance, in line with Fig. 8.

### C. WKB results

We use the WKB analysis as described in Ref. [83], in order to make analytical progress in computing the amplification of the  $\delta\chi$  modes during tachyonic preheating. In contrast to Refs. [84–86], where tachyonic preheating lasted for a few inflaton oscillations at most, in the present case, multiple inflaton oscillations might be required, in order to siphon enough energy from the inflaton into radiation modes. However, given the fact that the Hubble time is much larger than the period of oscillations, preheating will still be almost instantaneous in terms of the number of  $e$ -folds. Based on  $\omega/H_{\text{end}} \sim 1/\sqrt{\tilde{\alpha}}$ , we can estimate the number of background oscillations occurring during the first  $e$ -fold of preheating to be  $N_{\text{osc.}} \sim 0.2/\sqrt{\tilde{\alpha}}$ .

We neglect the effect of the expansion of the Universe, hence taking  $H = 0$ . This is an increasingly good approximation for smaller values of  $\tilde{\alpha}$ , since  $H_{\text{end}} \sim \sqrt{\tilde{\alpha}}$ . Furthermore, the static universe WKB analysis will provide a useful comparison to the Floquet analysis of Section III D.

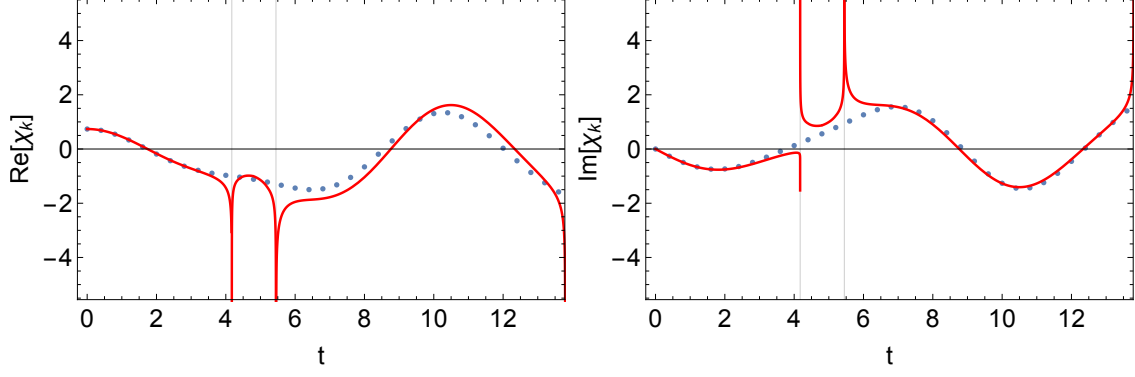


FIG. 10: Comparison of the real (left) and imaginary (right) parts of the WKB solution (red line) and the numerical solution (blue dots) of the  $\chi$  mode evolution in the static universe approximation around the first tachyonic amplification burst for  $n = 3/2$ ,  $\tilde{\alpha} = 10^{-3}$  and  $k = 0.8\mu$ . We see very good agreement, except in the vicinity of the points where  $\omega^2 = 0$  and the WKB solution diverges.

The equation of motion for the fluctuations in the  $\chi$  field becomes<sup>6</sup>

$$\partial_t^2 \chi_k + \omega_\chi^2(k, t) \chi_k = 0, \quad (47)$$

where

$$\omega_\chi(k, t)^2 = k^2 + m_{\text{eff}, \chi}^2 = k^2 + m_{1, \chi}^2 + m_{2, \chi}^2, \quad (48)$$

where the components of the effective mass are given in Eq. (33). Following Ref. [83], we write the WKB form of the mode-functions before, during and after a tachyonic transition (regions I, II and III respectively).

$$\begin{aligned} \chi_k^I &= \frac{\alpha^n}{\sqrt{2\omega_k(t)}} e^{-i \int \omega_k(t) dt} + \frac{\beta^n}{\sqrt{2\omega_k(t)}} e^{i \int \omega_k(t) dt} \\ \chi_k^{II} &= \frac{a^n}{\sqrt{2\Omega_k(t)}} e^{-\int \Omega_k(t) dt} + \frac{b^n}{\sqrt{2\Omega_k(t)}} e^{\int \Omega_k(t) dt} \\ \chi_k^{III} &= \frac{\alpha^{n+1}}{\sqrt{2\omega_k(t)}} e^{-i \int \omega_k(t) dt} + \frac{\beta^{n+1}}{\sqrt{2k}} e^{i \int \omega_k(t) dt} \end{aligned} \quad (49)$$

where  $\Omega_k^2(t) = -\omega_k^2(t)$ . The amplification factor after the first tachyonic region for each mode  $k$  is

$$A_k = e^{\int_{t_-}^{t_+} \Omega_k(t) dt} \quad (50)$$

where  $t_\pm$  are the points at which the effective frequency vanishes,  $\omega_k^2(t_\pm) = \Omega_k^2(t_\pm) = 0$ .

<sup>6</sup> For the remainder of this work we denote the fluctuations of the  $\chi$  field as  $\chi_k$  rather than  $\delta\chi_k$  for notational simplicity.

Fig. 10 shows the result of the numerical solution and the WKB result before, during and after the first tachyonic amplification phase. We see that the agreement is very good, hence we can use the expression of Eq. (50) to estimate the growth rate of fluctuations.

As shown in Eq. (49), following the first tachyonic burst all modes with wavenumbers  $k \leq k_{\max}$  will be amplified. Subsequent background oscillations will cause destructive or constructive interference, leading to the formation of stability and instability bands, the latter exhibiting no exponential growth. In Ref. [83] it is shown that the amplitude of the wavefunction for a mode with wavenumber  $k$  after the  $j$ 'th tachyonic burst is

$$|\beta_k^j|^2 = e^{2jA_k} (2 \cos \Theta_k)^{2(j-1)}. \quad (51)$$

where  $\Theta_k$  is the total phase accumulated between two consecutive tachyonic regimes. We can define an averaged growth rate as

$$\chi_k(t) \sim e^{\mu_k t} P(t), \quad (52)$$

where  $P(t)$  is a bounded (periodic) function and  $\mu_k$  is the Floquet exponent, as we discuss in detail in Section III D. Since there are two tachyonic regimes for each background oscillation, the Floquet exponent  $\mu_k$  is extracted from Eq. (51) as

$$\mu_k = \frac{2}{T} \frac{1}{2j} \log |\beta_k^j|^2, \quad (53)$$

where  $T$  is the background period of oscillation. As shown in Fig. 11, the Floquet exponent extracted from Eqs. (51) and (53) depends on time, albeit mildly after the first few tachyonic bursts. However, there is a clear asymptotic regime that emerges after the background inflaton field has undergone multiple oscillations. The asymptotic value should be compared to the “true” Floquet exponent, which we compute in Section III D.

#### D. Floquet charts

Floquet theory is a powerful tool for studying parametric resonance in the static universe approximation. The algorithm for computing Floquet charts can be found in the literature (see for example Ref. [53]).

We may further understand properties of the Floquet charts by examining the Fourier structure of certain field-space quantities. In the rigid-spacetime limit, Eq. (47) for the isocurvature modes

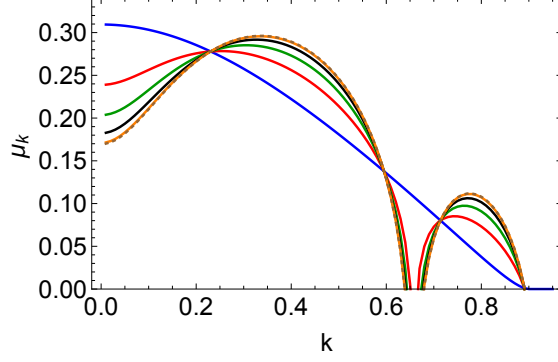


FIG. 11: The Floquet exponent  $\mu_k$  derived using the WKB approximation in Eq. (53). The Floquet exponent after 1, 2, 4, 10, 50, 100 tachyonic regimes is shown (blue, red, green, black, orange and brown-dotted respectively).

$\chi_k$  may be written in the suggestive form

$$\frac{d}{dt} \begin{pmatrix} \chi_k \\ \dot{\chi}_k \end{pmatrix} = \begin{pmatrix} 0 & 1 \\ -(k^2 + m_{\text{eff},\chi}^2) & 0 \end{pmatrix} \begin{pmatrix} \chi_k \\ \dot{\chi}_k \end{pmatrix}, \quad (54)$$

again using  $m_{\text{eff},\chi}^2 = m_{1,\chi}^2 + m_{2,\chi}^2$  in the rigid-spacetime limit. This equation is of the form

$$\dot{x}(t) = \mathcal{P}(t) x(t), \quad (55)$$

where  $\mathcal{P}(t)$  is a periodic matrix. The period of the background is  $T$ , but the period of  $m_{\text{eff},\chi}^2$  is  $T/2$ , since it depends quadratically on the background field  $\phi(t+T) = \phi(t)$  and its derivative  $\dot{\phi}(t+T) = \dot{\phi}(t)$ . In Ref. [79] a semi-analytic method was described for computing the edges of the instability bands at arbitrary high accuracy, by reducing the system to an algebraic matrix equation. The truncation of the resulting matrices determines the number of Floquet bands that can be accurately computed. In the present work we determine the edges of the instability bands after the computation of the full Floquet chart using *Mathematica*.

Fig. 12 shows the Floquet charts for  $n = 3/2$  and  $\tilde{\alpha} = 10^{-2}, 10^{-3}, 10^{-4}$ . We can see that, when normalized appropriately with  $\tilde{\alpha}$ , the Floquet charts look similar, especially when it comes to the first two instability bands, which essentially control the entirety of the parametric resonance. The relation between Floquet charts for different values of  $\alpha$  becomes even more evident, when we show a few contours of the first instability bands on the same plot. It is then obvious that for  $\tilde{\alpha} \lesssim 10^{-3}$  the parametric resonance in the static universe approximation is identical, regardless of the exact value of the field-space curvature<sup>7</sup>. This is no surprise, since the WKB analysis of Section

<sup>7</sup> For  $\tilde{\alpha} = 10^{-2}$  the edges of the first two instability bands follow the ones exhibited by  $\tilde{\alpha} \ll 1$ , while the low- $k$  edge of the first band shows slightly larger Floquet exponents.

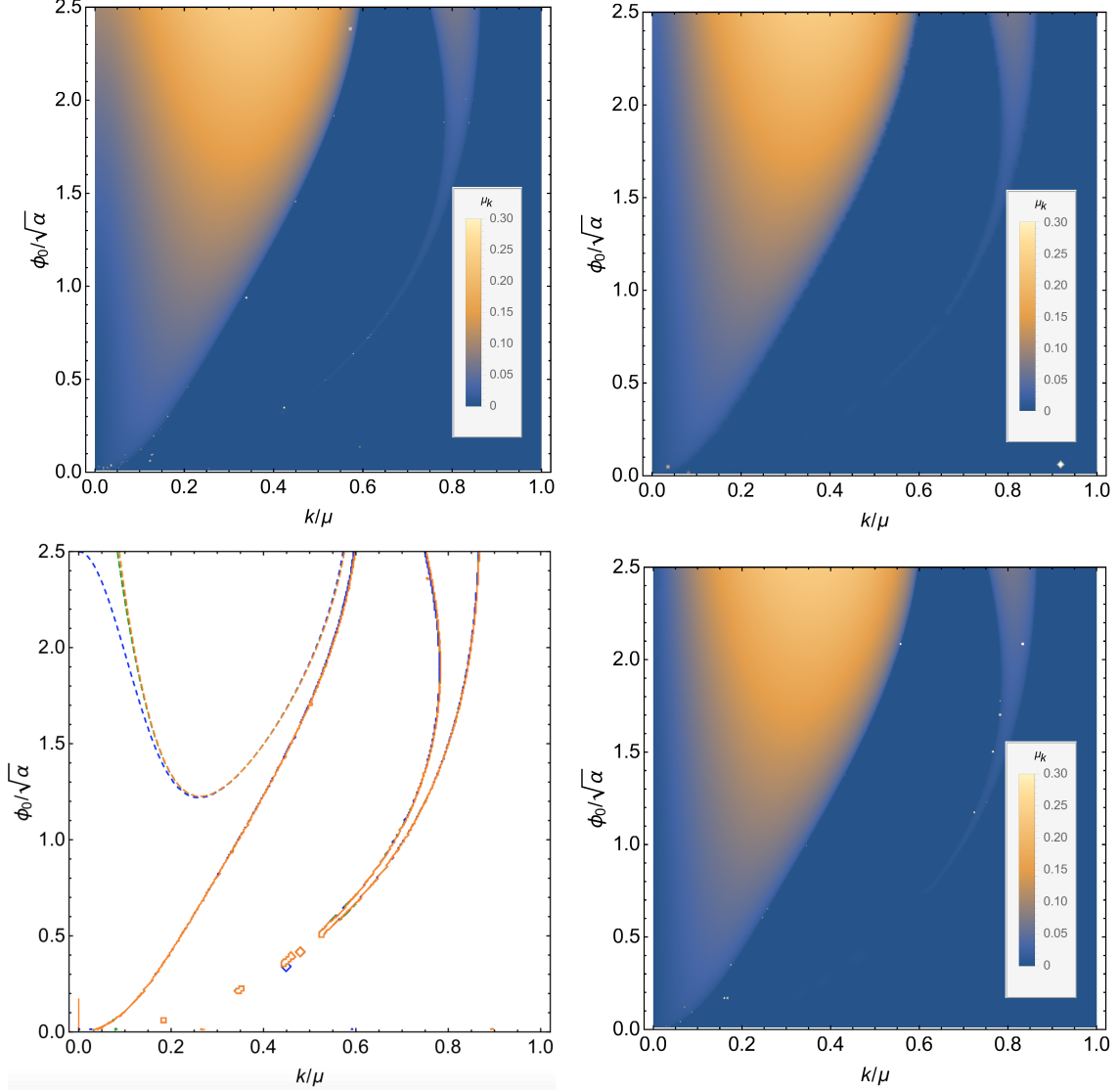


FIG. 12: *Clockwise from the top:* The 3-D Floquet charts for  $n = 3/2$  and  $\tilde{\alpha} \equiv \alpha M_{\text{Pl}}^{-2} = 10^{-2}, 10^{-3}, 10^{-4}$ . *Bottom left panel:* The contour plots for  $\mu_k = 0$  (solid lines) and  $\mu_k = 0.1$  (dashed lines). The blue, green and orange curves are for  $\tilde{\alpha} = 10^{-2}, 10^{-3}, 10^{-4}$  respectively.

III C predicted the scaling behavior of the parametric resonance strength for low values of  $\tilde{\alpha}$ . The Floquet chart of Fig. 12 can be considered a “master diagram”, from which the Floquet chart for arbitrary values of  $\tilde{\alpha} \lesssim 0.01$  can be easily read-off by using the appropriate scaling with  $\tilde{\alpha}$ .

Finally, Fig. 13 shows the comparison between the Floquet exponent computed using the algorithm described in Ref. [53] and using the WKB analysis. We see that the WKB analysis is able to capture the existence of the first two instability bands, even though the shape does not perfectly



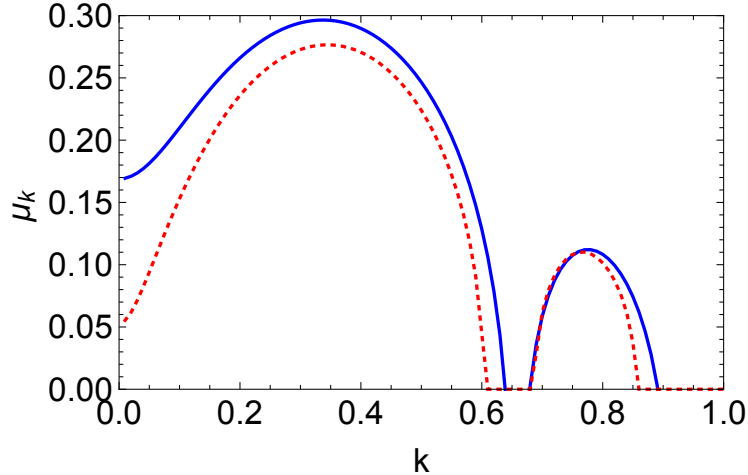


FIG. 13: The (asymptotic) Floquet exponent computed using the WKB approximation (blue solid) and the Floquet exponent computed using the numerical algorithm described in Section IIID for  $n = 3/2$  and  $\tilde{\alpha} = 10^{-3}$ . The agreement is very good, given the inherent limitations of the WKB approximation.

match the fully numerical solution.

### E. Expanding Universe

There are two complications introduced by studying preheating in an expanding universe: the (slow) decay of the amplitude of the background oscillations due to the non-zero Hubble drag and the red-shifting of the physical wavenumber  $k_{\text{phys}} = k_{\text{comoving}}/a$  due to the increasing scale-factor  $a(t)$ . Both effects are comparable, so they must be studied together. While a WKB analysis can be performed in an expanding universe [83], it must take into account the evolution of both  $k_{\text{phys}}$  and  $\phi(t)$  numerically. Since we believe that it will not add significantly to building intuition on the model at hand, we will not pursue it here. Instead we numerically solve the equations of motion for the  $\chi$  fluctuations, working in the linear regime as follows: The evolution for the background inflaton field and the Hubble rate are solved numerically using Eqs. (22) and (23). We subsequently compute the produced  $\chi$  fluctuations driven by the background inflaton field. The back-reaction of the produced  $\chi$  fluctuations on the inflaton field or the Hubble rate is ignored. This is a valid approximation until the energy density of the  $\chi$  fluctuations becomes comparable to the background inflaton energy density. We briefly discuss back-reaction effects in Appendix D. We start our computations several  $e$ -folds before the end of inflation, in order for the effective mass to be positive for all modes, according to Fig. 5 and so that the WKB solutions of Eq. (39) provide

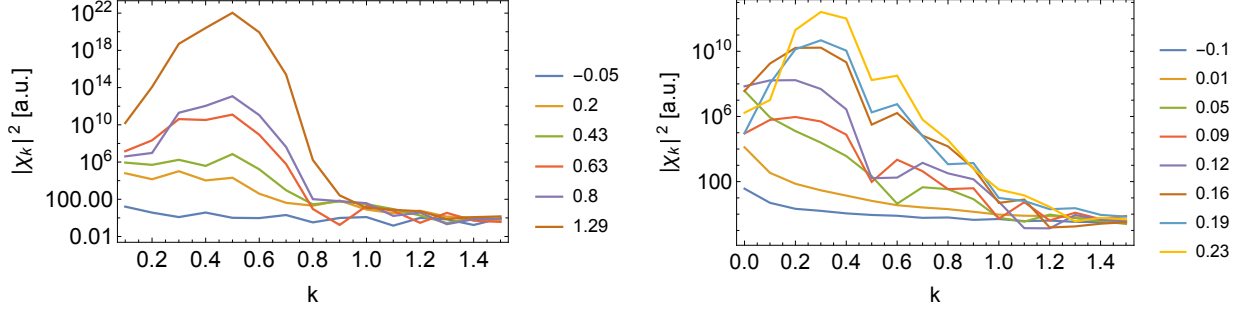


FIG. 14: The spectra of the fluctuations in the  $\chi$  field  $|\chi_k|^2$  (in arbitrary units) as a function of the wavenumber  $k$  (in units of  $\mu$ ) at different times for  $n = 3/2$  and  $\tilde{\alpha} = 10^{-3}$  (left) and  $\tilde{\alpha} = 10^{-4}$  (right). The comparison with Fig. 5 of Ref. [75] shows agreement in the initial stages, when the linear analysis is valid. The comparison is most easily done by considering the amplification occurring between the various time-points shown in the figures, both here and in Ref. [75]. Note that Ref. [75] uses a different normalization for  $k$ , as discussed in Appendix C. The linear analysis presented here cannot capture the re-scattering effects leading to the broadening of the  $\chi$  spectrum at late times that was observed in Ref. [75]. The times corresponding to the various curves are shown in the legend of each panel, measured in  $e$ -folds after the end of inflation (negative values correspond to spectra during the last stages of inflation).

accurate initial conditions for our code.

Fig. 14 shows the spectra of the fluctuations in the  $\chi$  field at different times. We see that the band structure of the static universe Floquet charts of Section III D has disappeared, essentially leaving behind a region of excited modes with comoving wavenumbers that satisfy  $k \leq k_{\text{max}} \approx \mu$ . This occurs because each mode with a specific wavenumber  $k$  redshifts through the bands of Fig. 12, hence a mode with  $k \leq k_{\text{max}}$  will eventually redshift into the main instability band. Even though the exact band structure is erased, the WKB analysis can still capture very well the behavior after the first tachyonic burst. We see that the amplification factor computed in Eq. (50) matches very well with the actual amplification. For small values of  $\tilde{\alpha}$ , where the Hubble scale is much smaller than the frequency of background oscillations, Eq. (50) can provide useful intuition for the behavior of the  $\chi$  fluctuations during the first few  $\phi$  oscillations. Using Eq. (14) the maximum excited wavenumber can be immediately compared to the Hubble scale at the end of inflation to give

$$\frac{k_{\text{max}}}{H_{\text{end}}} \simeq \frac{2}{\tilde{\alpha}} \gg 1 \quad (56)$$

Hence tachyonic amplification occurs predominately for sub-horizon modes, meaning that they will

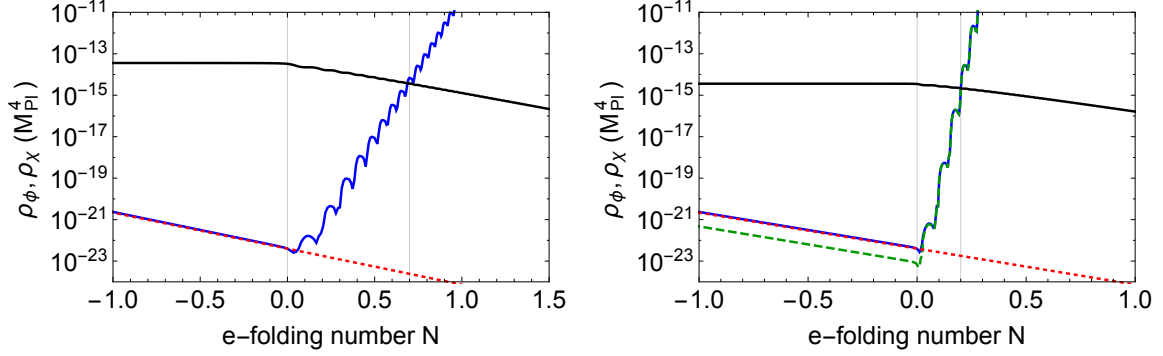


FIG. 15: The energy density in the background inflaton field (black) and the  $\chi$  fluctuations (blue) for  $n = 3/2$  and  $\tilde{\alpha} = 10^{-3}$  (left) and  $\tilde{\alpha} = 10^{-4}$  (right). The red-dashed lines show the scaling  $a^{-4}$ , which is observed by the fluctuations before the onset of the tachyonic preheating regime. The green-dashed line on the right panel shows a calculation using a different range of  $UV$  modes, as explained further in the main text.  $N = 0$  marks the end of inflation and we see that preheating concludes within a fraction of an  $e$ -fold in both cases.

behave like radiation after the end of preheating.

Fig. 15 shows the evolution of the energy density in the background inflaton field  $\phi$  and the fluctuations of the  $\chi$  field. Considering a finite amount of wavenumbers  $k < k_{UV}$  initialized at the Bunch Davies vacuum, we can compute their energy density at the end of inflation to be

$$\rho_\chi = \int \frac{d^3k}{(2\pi)^3} k^2 \frac{1}{2k} = \frac{1}{(2\pi)^2} \frac{k_{UV}^4}{4} \quad (57)$$

This corresponds to the red-dashed line of Fig. 15, where we took  $k_{UV} = 1.5\mu$ . This is not a physical energy density, since these are vacuum modes. It is however useful as a check of our numerical calculation. Using different values of  $k_{UV}$  leads to different early time behavior, as shown from the green-dashed line in Fig. 15. As long as  $k_{UV} \geq k_{\max}$ , the exact choice of  $k_{UV}$  becomes irrelevant once tachyonic resonance begins and all modes within  $k < k_{\max}$  become exponentially amplified. Hence the blue and green-dashed curves of Fig. 15, corresponding to  $k_{UV} = 1.5\mu$  and  $k_{UV} = \mu$  respectively, become indistinguishable shortly after the end of inflation. It is interesting to note that we find for  $n = 3/2$  and  $\alpha = 10^{-4}$  that preheating will conclude at  $N_{\text{reh}} = 0.2$ , where the energy density in  $\chi$  fluctuations equals the energy density in the background field. This result agrees well with the findings of Fig. 4 of Ref. [75], where the results of a full lattice code are shown for the same model parameters.

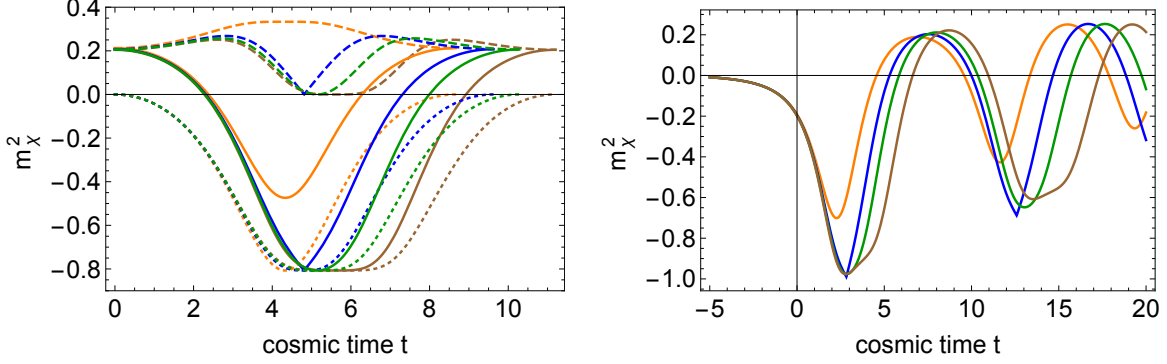


FIG. 16: *Left:* The two main components of the effective mass squared for  $\chi$  fluctuations: the potential contribution (dashed) and the field-space Ricci contribution (dotted), along with the sum (solid) for  $\tilde{\alpha} = 10^{-3}$  and  $n = 1, 3/2, 2, 3$  (orange, blue, green and brown respectively). The plot shows one period in the static universe approximation with  $\phi_{\max} = \phi_{\text{end}}$ .

*Right:* The sum  $m_{1,\chi}^2 + m_{2,\chi}^2$  using the full expanding universe solution for the background field  $\phi(t)$ . Inflation is taken to end at  $t = 0$ .

#### IV. POTENTIAL DEPENDENCE

So far we have used the T-model potential of Eqs. (62) and (63) with  $n = 3/2$  as a concrete example to study in detail both analytically and numerically. This potential has the added benefit of allowing for an easy comparison with the full lattice simulations presented in Ref. [75]<sup>8</sup>. We now extend the analysis to arbitrary values of  $n$ , hence to the whole family of the generalized T-model potentials. The background dynamics is summarized in Figs. 1 and 6 through the dependence of  $H_{\text{end}}$ ,  $\phi_{\text{end}}$  and the period of oscillation  $T$  on  $\tilde{\alpha}$  and  $n$ .

Fig. 16 shows the effective mass-squared for  $\tilde{\alpha} = 10^{-3}$  and varying  $n$  as a function of time, both in the static universe approximation and using the full expanding universe background solution. The former will be used for computing the resonance structure. It is worth noting that the maximally negative value of  $m_{\text{eff},\chi}^2$  is larger in the expanding universe case, compared to the static universe one. This is due to the fact that we consider the initial conditions  $\{\phi_0, \dot{\phi}_0\} = \{\phi_{\text{end}}, 0\}$ . In reality, the inflaton velocity is not zero at the end of inflation, hence the Ricci-driven component of the effective mass, which is proportional to  $|\dot{\phi}|^2$  is underestimated in our static universe calculations. One important difference between the various values of  $n$  shown in Fig. 16 can be traced back to Eq. (46), which defines the potential contribution of the effective mass near the point  $\phi(t) = 0$

<sup>8</sup> After submission of the present manuscript, an updated version of Ref. [75] appeared. This includes results for two potential types, corresponding to  $n = 3/2$  and  $n = 1$ , as well as two values of the field-space curvature parameter  $\alpha$ . These match our results, as we describe in Section V.

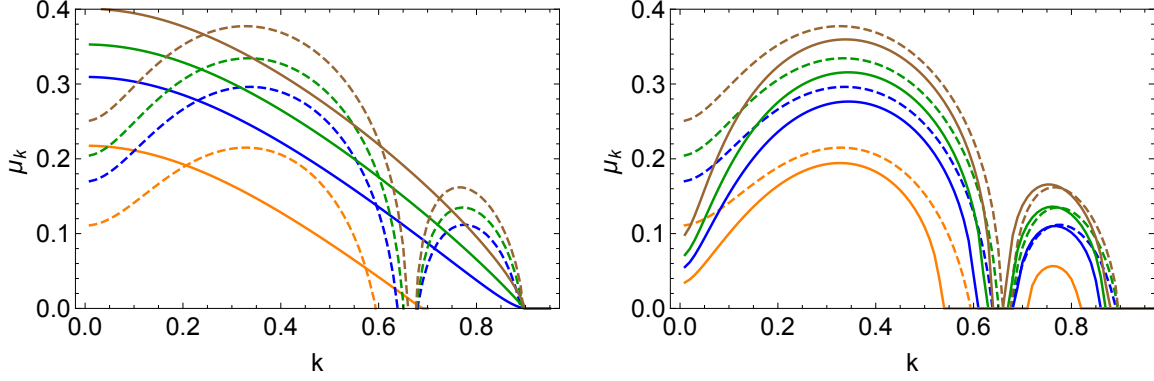


FIG. 17: *Left*: The asymptotic Floquet exponent (dashed) and the Floquet exponent after the first tachyonic burst (solid) using the WKB approximation for  $n = 1, 3/2, 2, 3$  (orange, blue, green and brown respectively). *Right*: The asymptotic Floquet exponent using the WKB method (dashed) and using the algorithm of Section IIID (solid). The agreement is remarkable given the limitations of the WKB approximation.

or equivalently  $|\dot{\phi}(t)| = \max$ , where the Riemann contribution  $m_{2,\chi}^2$  is maximized. For  $n = 1$  the potential is locally quadratic, hence describing massive fields<sup>9</sup>. This leads to a non-zero positive contribution to the effective mass-squared for all values of time and wavenumber, thus reducing the overall efficiency of tachyonic resonance, through reducing both  $A_k$  of Eq. (50) and  $k_{\max}$ . For  $n \geq 3/2$ , the potential contribution vanishes for  $\phi(t) = 0$ , hence the Riemann term completely determines the maximally negative value of  $m_{\text{eff},\chi}^2$ . Furthermore,  $|\dot{\phi}(t)|_{\max}$  is found to be almost identical for all values of  $n$ . The main difference for increasing the value of  $n$  is the increased duration of the regime where  $m_{1,\phi}^2 \approx 0$ . Overall, for  $n \geq 3/2$  the maximum excited wavenumber  $k_{\max}$  is the same, while the amplification factor  $A_k$  grows, because each tachyonic burst lasts longer. This is shown in Fig. 17 using both the WKB approximation, as well as by computing the Floquet exponent numerically following Section IIID. We see that for  $n = 1$  the WKB approximation captures only the first instability band, while for  $n \geq 3/2$  the first two instability bands are well described.

If one tries to plot the three dimensional Floquet diagrams using the field rescaling  $\phi_0/\sqrt{\alpha}$ , which was used in Fig. 12, no unifying pattern emerges. The proper scaling however is  $\phi_0/\phi_{\text{end}}$ , since the comparison must begin at the background field value present at the end of inflation. Using this field rescaling, we can see in Fig. 18 and more clearly in Fig. 19 that the edges of the

<sup>9</sup> A locally quadratic potential that becomes less steep at larger field values can also support oscillons. It was shown in Ref. [82] that oscillons can emerge during preheating in a single-field T-model for  $n = 1$ . Since oscillons are massive objects, a period of oscillon domination causes the universe to acquire an equation of state of  $w = 0$ , identical to that of a matter dominated era.

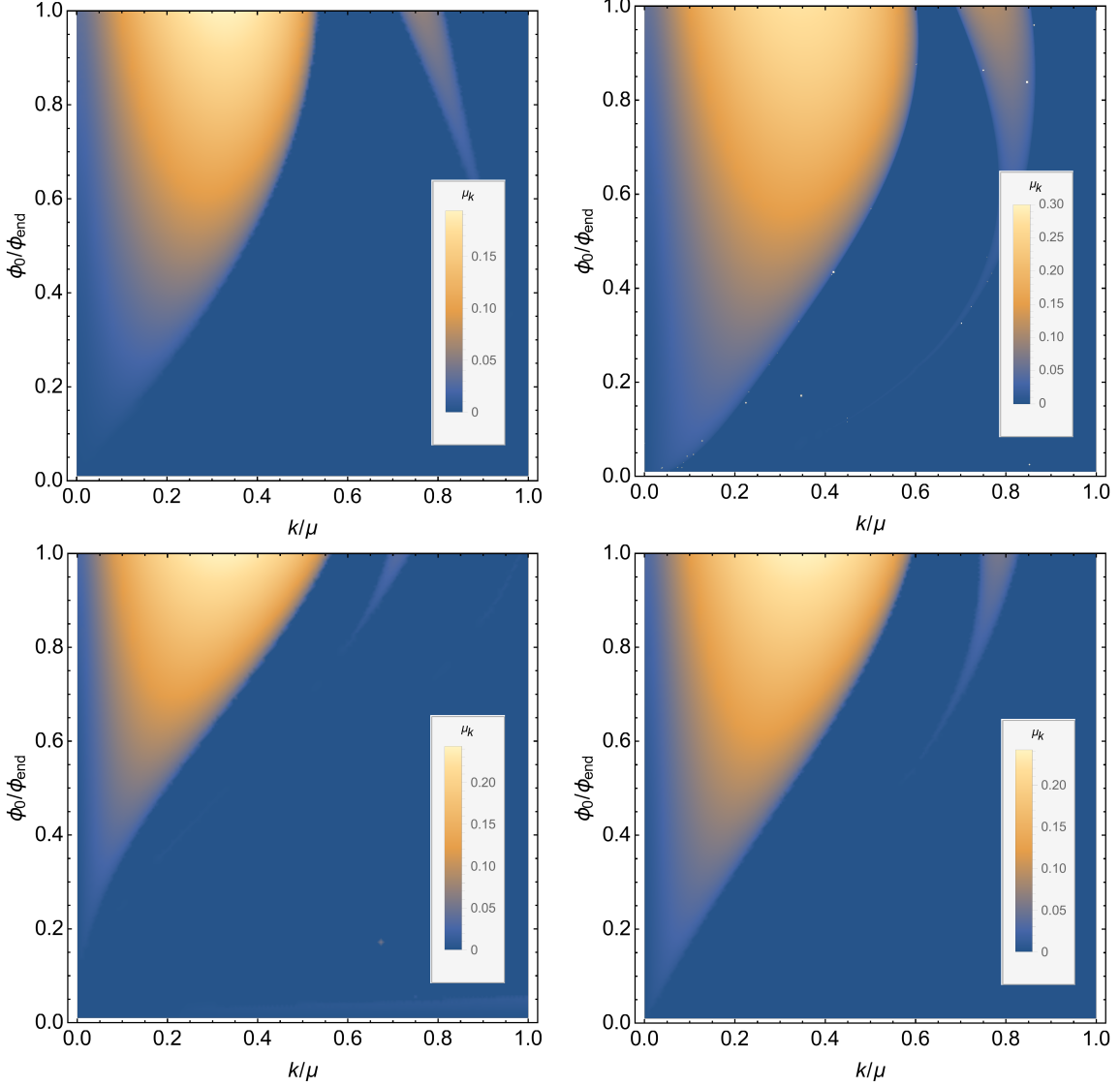


FIG. 18: Clockwise from top left: The Floquet charts for  $\alpha = 10^{-3}$  and  $n = 1, 3/2, 2, 3$

instability bands for  $\phi_0 = \phi_{\text{end}}$  are almost identical for  $n \geq 3/2$  and significantly higher than the case of  $n = 1$ . Also, the overall Floquet exponents exhibited are larger for larger values of  $n$ , as expected from the behavior of the effective frequency-squared shown in Fig. 16.

Starting from Bunch-Davies initial conditions during inflation, specifically initializing our computations at  $N_{\text{init}} \simeq -4$ , we evolved the fluctuations in the  $\chi$  field on the single-field  $\phi$  background, taking into account the expansion of the universe and working in the linear regime, hence neglecting any mode-mode coupling and back-reaction effects. Fig. 20 shows the time needed for the complete transfer of energy from the  $\chi$  background field to  $\chi$  radiation modes<sup>10</sup>. For  $n = 1$  and

<sup>10</sup> An updated version of Ref. [75] includes simulations for  $\{\tilde{\alpha}, n\} = \{10^{-3}, 3/2\}, \{10^{-4}, 3/2\}, \{10^{-4}, 1\}$  exhibiting

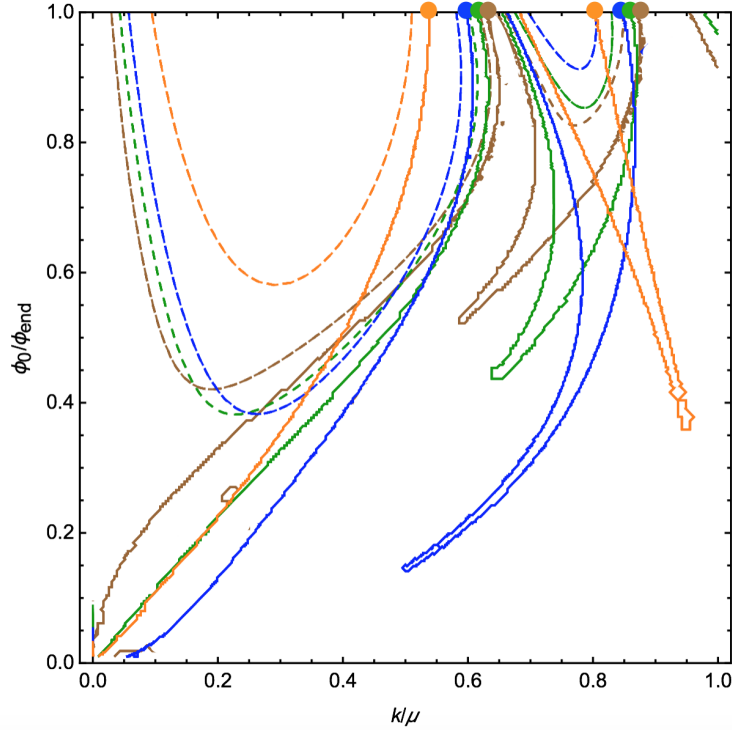


FIG. 19: The contour plots for  $\mu_k = 0$  (solid lines) and  $\mu_k = 0.1$  (dashed lines) for  $\tilde{\alpha} = 10^{-3}$  and  $n = 1, 3/2, 2, 3$  (orange, blue, green and brown respectively). The colored dots on the top denote the right edges of the first and second instability bands. We can see that the edges of the bands for  $n \geq 3/2$  are almost overlapping, while the range of excited wavenumbers for  $n = 1$  is significantly smaller.

$\alpha \gtrsim 10^{-3} M_{\text{Pl}}^2$  preheating did not complete through this channel. Overall we see faster preheating for larger values of  $n$ , hence steeper potentials. However the differences are diminishing for highly curved field-space manifolds, practically disappearing for  $\alpha \lesssim 10^{-4} M_{\text{Pl}}^2$ , where preheating occurs almost instantaneously.

## V. SUMMARY AND DISCUSSION

In the present work we studied preheating in a two-field generalization of the T-model, which is part of the larger family of  $\alpha$ -attractors, characterized by a field-space manifold of constant negative curvature. We focused on the production of non-inflaton particles, since inflaton self-resonance in the single-field T-model has been extensively studied (e.g. Ref. [82]), finding reheating to complete

---

complete preheating at  $N_{\text{reh}} \approx 0.7, 0.15, 0.2$  respectively, which match the values shown in Fig. 20 for these parameter values.

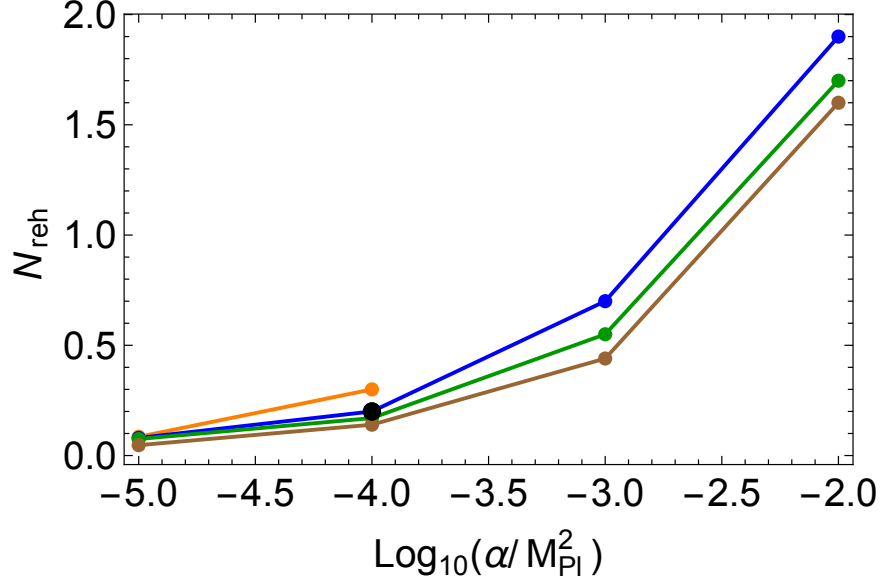


FIG. 20: The time required (in  $e$ -folds) for the transfer of the entire inflaton energy density into modes of the  $\chi$  field as a function of the field-space curvature parameter  $\alpha$  for  $n = 1, 3/2, 2, 3$  (orange, blue, green and brown respectively). The black point shows the parameters used in Ref. [75]. The linear no-backreaction approximation is used. We see that preheating is essentially

instantaneous for  $\alpha \lesssim 10^{-4} M_{\text{Pl}}^2$ .

within a few  $e$ -folds for  $n \neq 1$  and oscillon formation leading to a prolonged matter-dominated phase for  $n = 1$ .

We examined the possibility of multi-field effects arising during inflation and found a strong single-field attractor along a straight background trajectory  $\chi = 0$ . In order for multi-field effects to produce observable signatures, like “ringing” patterns on the CMB, the initial conditions have to be extremely fine-tuned, which makes such an event unlikely. The strong single-field inflationary attractor ensures that preheating will also occur around a single-field background, at least during the initial stage, when back-reaction effects can be safely ignored. Different multi-field potentials on hyperbolic manifolds might support genuinely multi-field background trajectories, leading to significantly different preheating dynamics. This remains an intriguing possibility worth further study.

We found that most key preheating quantities rely crucially on the field-space curvature parameter  $\alpha$ , in fact exhibiting simple scaling behaviors. The Hubble scale at the end of inflation scales as  $H_{\text{end}} \sim \sqrt{\alpha}$  and is largely independent of the potential steepness, a characteristic trait of  $\alpha$ -attractors. However the period of background oscillations does not involve  $\alpha$ , meaning that more



background oscillations “fit” in the first  $e$ -fold after inflation for higher values of the field-space curvature (low values of  $\alpha$ ). The maximum amplified wavenumber is roughly constant for all values of  $\alpha$  and potential steepness parameter  $n$ , with the exception of  $n = 1$ , where  $k_{\text{max}}$  is smaller by about 25%.

Since the frequency of background oscillations is much larger than the Hubble scale at the end of inflation, the static universe is an increasingly good approximation for larger values of the field-space curvature. This makes Floquet theory a useful tool for understanding preheating in the two-field  $T$ -model. We found that when plotting the Floquet charts for a specific value of the potential steepness parameter  $n$  using the wavenumber and the background field amplitude rescaled by  $\sqrt{\alpha}$ , all Floquet charts collapse into a single “master diagram” for small values of  $\alpha$ .

This scaling behavior of the Floquet charts persists even for different potentials within the  $T$ -model. In the case of varying  $n$  the background field must be normalized by the field value at the end of inflation  $\phi_{\text{end}}$  in order for the Floquet chart scaling behavior to appear. As expected, the scaling between Floquet charts of different potentials is not exact, but similarities are enough to explain the similar preheating behavior shown in Fig. 20. There we see that preheating lasts longer for larger values of  $\alpha$  and smaller values of  $n$ , while recovering the results of Ref. [75] for  $n = 3/2$  and  $\tilde{\alpha} = 10^{-4}M_{\text{Pl}}^2$ ,  $n = 3/2$  and  $\tilde{\alpha} = 10^{-3}M_{\text{Pl}}^2$ , as well as for  $n = 1$  and  $\tilde{\alpha} = 10^{-4}M_{\text{Pl}}^2$ .

While observing reheating is difficult due to the inherently small length scales involved, knowledge of the duration of reheating is essential to correctly match the CMB modes to the exact point during inflation when they left the horizon [63]. Expanding on the lattice simulations of Ref. [75] we showed that preheating in the two-field  $T$ -model is essentially instantaneous for highly curved field-space manifolds, regardless of the exact form of the potential. This reduces the uncertainty of the predictions of this class of models for the scalar spectral index  $n_s$ . Unfortunately the low values of  $\alpha$  required for the onset of instantaneous preheating makes the observation of tensor modes in these models unlikely even with the CMB Stage 4 experiments, since the resulting tensor-to-scalar ratio is too small  $r < 10^{-4}$ .

The scaling behavior found in  $T$ -model preheating does not guarantee that similar effects will arise in other  $\alpha$ -attractor models. Our results can be applied to study preheating in broader classes of multi-field inflationary models with hyperbolic field-space manifolds. We leave an exhaustive analysis for future work.

## ACKNOWLEDGMENTS

It is a pleasure to thank K. Turzynski and Y. Welling for helpful discussions. This work was supported by the Netherlands' Organisation for Scientific Research (NWO) and the Netherlands' Organization for Fundamental Research in Matter (FOM). The work of AA is partially supported by the Basque Government (IT-979-16) and by the Spanish Ministry MINECO (FPA2015-64041-C2-1P).

## APPENDIX A: GENERALIZATION OF THE T-MODEL

A simple generalization of the  $T$ -model [75, 76] is given by the super-potential

$$W_H = \sqrt{\alpha}\mu S F(Z) \quad (58)$$

and Kähler potential

$$K_H = \frac{-3\alpha}{2} \log \left[ \frac{(1 - Z\bar{Z})^2}{(1 - Z^2)(1 - \bar{Z}^2)} \right] + S\bar{S}. \quad (59)$$

Using the relation between the Kähler potential and the superpotential

$$Z = \frac{T - 1}{T + 1} \quad (60)$$

and choosing

$$F(Z) = Z^n \quad (61)$$

we get

$$K_H = \frac{-3\alpha}{2} \log \left[ \frac{(T + \bar{T})^2}{4T\bar{T}} \right] + S\bar{S} \quad (62)$$

and

$$W_H = \sqrt{\alpha}\mu S \left( \frac{T - 1}{T + 1} \right)^n. \quad (63)$$

as in Ref. [76]. The potential follows to be of the form

$$V = \alpha\mu^2 (Z\bar{Z})^n \left( \frac{(1 - Z^2)(1 - \bar{Z}^2)}{(1 - Z\bar{Z})^2} \right)^{3\alpha/2}. \quad (64)$$

One can use multiple field-space bases to describe these models. The choice

$$Z = \tanh \left( \frac{\phi + i\theta}{\sqrt{6\alpha}} \right) \quad (65)$$

was used in Ref. [76], leading to the kinetic term

$$\mathcal{L}_{kin} = \frac{1}{2} \mathcal{G}_{\phi\phi} \partial_\mu \phi \partial^\mu \phi + \frac{1}{2} \mathcal{G}_{\theta\theta} \partial_\mu \theta \partial^\mu \theta \quad (66)$$

with

$$\mathcal{G}_{\phi\phi} = \mathcal{G}_{\theta\theta} = \frac{1}{\cos^2 \left( \sqrt{\frac{2}{3\alpha}} \theta \right)} \quad (67)$$

and the two-field potential

$$V(\phi, \theta) = \alpha \mu^2 \left( \frac{\cosh \left( \sqrt{\frac{2}{3\alpha}} \phi \right) - \cos \left( \sqrt{\frac{2}{3\alpha}} \theta \right)}{\cosh \left( \sqrt{\frac{2}{3\alpha}} \phi \right) + \cos \left( \sqrt{\frac{2}{3\alpha}} \theta \right)} \right)^n \left( \cos \left( \sqrt{\frac{2}{3\alpha}} \theta \right) \right)^{-3\alpha}. \quad (68)$$

We instead choose the basis used in Ref. [75], which can be derived from Eq. (65) by performing the transformation

$$\cos \left( \sqrt{\frac{2}{3\alpha}} \theta \right) = \frac{1}{\cosh \left( \sqrt{\frac{2}{3\alpha}} \chi \right)}. \quad (69)$$

This leads to the kinetic term (2)

$$\mathcal{L}_{kin} = \frac{1}{2} \partial_\mu \chi \partial^\mu \chi + \frac{1}{2} \cosh^2 \left( \sqrt{\frac{2}{3\alpha}} \chi \right) \partial_\mu \phi \partial^\mu \phi, \quad (70)$$

and potential (3)

$$V(\phi, \chi) = \alpha \mu^2 \left( \frac{\cosh(\beta\phi) \cosh(\beta\chi) - 1}{\cosh(\beta\phi) \cosh(\beta\chi) + 1} \right)^n (\cosh(\beta\chi))^{2/\beta^2}, \quad (71)$$

where  $\beta = \sqrt{2/3\alpha}$ .

This choice of the field-space basis allows an easier comparison between our work and Ref. [75] and simple equations of motion, both for the background as well as for the fluctuations. This comes at a price, namely the illusion that the two field-space directions are inherently different, one of them even being canonically normalized. However, as can be seen in Appendix B, this basis describes a field-space with a constant curvature at every point.

## APPENDIX B: FIELD-SPACE QUANTITIES FOR HYPERBOLIC SPACE

The kinetic term for the two-field model at hand is written as

$$\mathcal{L} = \frac{1}{2} \mathcal{G}_{IJ} \partial_\mu \phi^I \partial^\mu \phi^J, \quad (72)$$

where  $\{\phi^1, \phi^2\} \equiv \{\phi, \chi\}$ . In the basis used the non-zero field-space quantities are

- The metric

$$\mathcal{G}_{\phi\phi} = e^{2b(\chi)} = e^{2\log(\cosh(\beta\chi))} = \cosh^2(\beta\chi), \quad \mathcal{G}_{\chi\chi} = 1 \quad (73)$$

- The inverse metric

$$\mathcal{G}^{\phi\phi} = e^{-2b(\chi)} = e^{-2\log(\cosh(\beta\chi))} = \text{sech}^2(\beta\chi), \quad \mathcal{G}^{\chi\chi} = 1 \quad (74)$$

- The Christoffel symbols

$$\Gamma_{\chi\phi}^{\phi} = \beta \tanh(\beta\chi), \quad \Gamma_{\phi\phi}^{\chi} = -\frac{1}{2}\beta \sinh(2\beta\chi) \quad (75)$$

- The Riemann tensor

$$\mathcal{R}_{\chi\phi\chi}^{\phi} = -\beta^2, \quad \mathcal{R}_{\chi\chi\phi}^{\phi} = \beta^2, \quad \mathcal{R}_{\phi\phi\chi}^{\chi} = \beta^2 \cosh^2(\beta\chi), \quad \mathcal{R}_{\phi\chi\phi}^{\chi} = -\beta^2 \cosh^2(\beta\chi) \quad (76)$$

- The Ricci tensor

$$\mathcal{R}_{\phi\phi} = -\beta^2 \cosh^2(\beta\chi), \quad \mathcal{R}_{\chi\chi} = -\beta^2 \quad (77)$$

- Finally, the Ricci scalar

$$\mathcal{R} = -2\beta^2 = -\frac{4}{3\alpha}, \quad (78)$$

where we used

$$\beta = \sqrt{\frac{2}{3\alpha}}. \quad (79)$$

## APPENDIX C: ALTERNATIVE TIME PARAMETRIZATION

For completeness and ease of comparison with Ref. [75] we present a different rescaling prescription. Specifically in Ref. [75] the field-space curvature is rescaled using the reduced Planck mass as  $\alpha = M_{\text{Pl}}^2 \tilde{\alpha}$  and the equation of motion for the background field becomes

$$\ddot{\phi} + 3H\dot{\phi} + \left(\frac{M^2}{M_{\text{Pl}}}\right)^2 \frac{\sqrt{6}n}{\sqrt{\tilde{\alpha}}} \text{csch}\left(\frac{\sqrt{\frac{3}{2}}\tilde{\phi}}{\sqrt{\tilde{\alpha}}}\right) \tanh^{2n}\left(\frac{\sqrt{\frac{3}{2}}|\tilde{\phi}|}{2\sqrt{\tilde{\alpha}}}\right) = 0. \quad (80)$$

Time is then rescaled by  $m \equiv M^2/M_{\text{Pl}}$ , leading to the equation

$$\frac{d^2 \tilde{\phi}}{d(mt)^2} + 3\tilde{H} \frac{d\tilde{\phi}}{d(mt)} + \frac{\sqrt{6}n}{\sqrt{\tilde{\alpha}}} \text{csch} \left( \frac{\sqrt{\frac{3}{2}} \tilde{\phi}}{\sqrt{\tilde{\alpha}}} \right) \tanh^{2n} \left( \frac{\sqrt{\frac{3}{2}} |\tilde{\phi}|}{2\sqrt{\tilde{\alpha}}} \right) = 0, \quad (81)$$

where  $\tilde{H} = H/m$ . The relevant plots, Floquet exponents and comoving wavenumbers in Ref. [75] are presented and measured in units of  $M^2/M_{\text{Pl}}$ .

The Hubble scale is

$$\tilde{H}^2 = \frac{1}{3} \left[ \frac{1}{2} \left( \frac{d\tilde{\phi}}{d(mt)} \right)^2 + \tanh^{2n} \left( \frac{|\tilde{\phi}|}{\sqrt{6\tilde{\alpha}}} \right) \right].$$

The fluctuation equations with this definition of time become

$$\frac{d^2 Q_\phi}{d(mt)^2} + 3\frac{H}{m} \frac{dQ_\phi}{d(mt)} + \left[ \frac{(k/m)^2}{a^2} + \frac{V_{\phi\phi}}{m^2} \right] Q_\phi = 0, \quad (82)$$

$$\frac{d^2 Q_\phi}{d(mt)^2} + 3\frac{H}{m} \frac{dQ_\phi}{d(mt)} + \left[ \frac{(k/m)^2}{a^2} + \frac{V_{\phi\phi}}{m^2} \right] Q_\phi = 0 \quad (83)$$

with

$$\frac{V_{\phi\phi}}{m^2} = \frac{d^2}{d\tilde{\phi}^2} \left[ \tanh^{2n} \left( \frac{|\tilde{\phi}|}{\sqrt{6\tilde{\alpha}}} \right) \right]. \quad (84)$$

The ratio of the two mass-scales that can be used to normalize time and wave-numbers is

$$\frac{m}{\mu} = \sqrt{\tilde{\alpha}}, \quad (85)$$

making the comparison of our linear results with the full lattice simulations of Ref. [75] straightforward.

## APPENDIX D: BACK-REACTION

Since the present work is focused on extracting semi-analytical arguments, based on the WKB approximation, it is worth examining some back-reaction effects more closely. There are several sources of back-reaction and the only way to accurately describe their combined effects is through lattice simulations, as done for the system under study in Ref. [75]. On a qualitative level, we can distinguish various back-reaction effects:

- **Mode-mode mixing:** This refers to non-linear mixing between the modes  $\delta\chi_k$  and usually leads to a power cascade towards the UV. Mode-mode mixing is required for thermalization and is outside of the scope of linear theory. Even in lattice simulations, proper study of thermalization processes usually requires even more UV modes than are usually available.

- Induced  $\delta\phi$  fluctuations due to  $\delta\chi$  modes scattering off the inflaton condensate  $\phi$ .
- Siphoning energy off the inflaton condensate and acting as an extra drag term for the inflaton motion  $\phi(t)$ , thus suppressing background oscillations.

We will focus on estimating the last term, as it is the one that can damp the background motion and thus suppress tachyonic preheating<sup>11</sup>.

The full equation of motion for the  $\phi$  field is

$$\ddot{\phi} + \Gamma_{\chi\phi}^{\phi} \dot{\chi} \dot{\phi} + 3H\dot{\phi} + \mathcal{G}^{\phi\phi} V_{,\phi} = 0 \quad (86)$$

In order to estimate the terms arising from the back-reaction of the produced  $\chi$  particles, we Taylor expand all terms involving  $\chi$  and use a Hartree-type approximation to substitute all quadratic quantities with their average value

$$\chi^2 \rightarrow \langle \chi^2 \rangle = \int \frac{d^3k}{(2\pi)^3} |\delta\chi_k|^2 \quad (87)$$

$$\chi\dot{\chi} \rightarrow \langle \chi\dot{\chi} \rangle = \int \frac{d^3k}{(2\pi)^3} \delta\chi_k \cdot \delta\dot{\chi}_k^*. \quad (88)$$

The background equation of motion for the inflaton  $\phi$  thus becomes

$$\ddot{\phi} + 3H\dot{\phi} + \mathcal{G}^{\phi\phi} V_{,\phi} = -\beta^2 \langle \chi\dot{\chi} \rangle \dot{\phi} + \Delta V \langle \chi^2 \rangle V_{,\phi} \quad (89)$$

where  $\Delta V$  arises from expanding  $\mathcal{G}^{\phi\phi}$  and  $V_{,\phi}$  around  $\chi = 0$ . The term in the equation of motion involving  $\langle \chi\dot{\chi} \rangle$  arises from the Christoffel symbol and acts as an extra drag term, whereas  $\Delta V$  can be thought of as an extra force. Fig. 21 shows the potential term  $\mathcal{G}^{\phi\phi} V_{,\phi}$  along with the back-reaction contributions to the equations of motion for the case of  $\tilde{\alpha} = 0.001$  and  $n = 3/2$ . We see that the back-reaction terms only become important close to the point of complete preheating, defined as  $\rho_\phi = \rho_{\delta\chi}$ . This means that during the last inflaton oscillation(s) before complete preheating is achieved, the background inflaton motion will be suppressed due to the produced modes. This has the potential of quenching the resonance and causing the stop of  $\chi$  particle production. However tachyonic resonance is usually very robust, since –as we described using the WKB analysis– as long as the inflaton velocity is non-zero, the hyperbolic metric will lead to a tachyonic instability of  $\delta\chi_k$ . A careful numerical investigation of tachyonic resonance, albeit in another context, can be found in Ref. [85], where lattice results were compared to linear calculations, like the ones

<sup>11</sup> Thermalization can affect Bose enhancement by altering the produced  $\delta\chi_k$  spectrum, but it typically operates close to or after the point of complete preheating. Since we only intend to estimate back-reaction effects, we will not discuss it further.

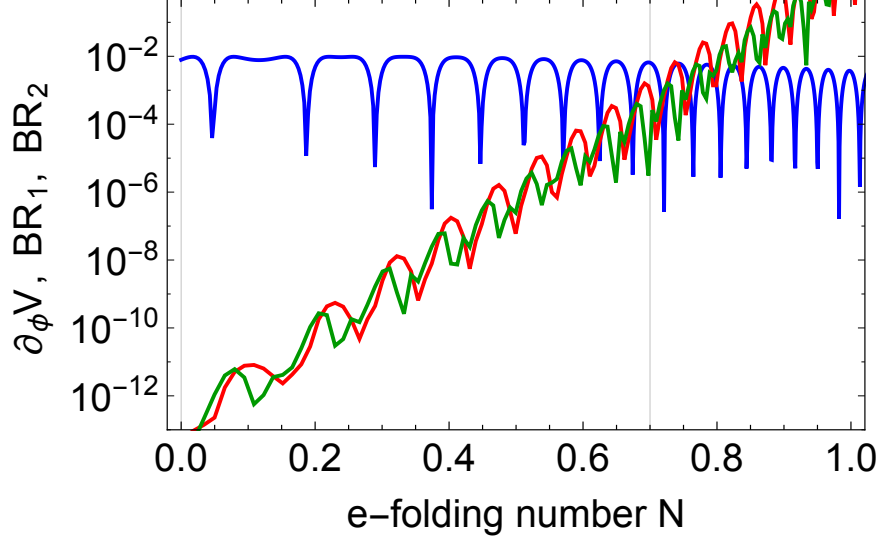


FIG. 21: The magnitude of the inflaton potential term  $|V_{,\phi}|$  (blue) and the two back-reaction terms  $BR_1 \equiv |\beta^2 \langle \chi \dot{\chi} \rangle \dot{\phi}|$  (green) and  $BR_2 \equiv \Delta V \langle \chi^2 \rangle |V_{,\phi}|$  (red) for  $\tilde{\alpha} = 0.001$  and  $n = 3/2$ . The vertical line at  $N = 0.7$  corresponds to the time of complete preheating, according to Fig. 15. We see that back-reaction effects only become important close to the point of complete preheating and they do not affect the early time dynamics, as expected.

presented here. It was shown that for the case where the linear calculations pointed to complete tachyonic preheating after a few inflaton oscillations, lattice simulations led to very similar results. The lattice simulations of Ref. [75] indeed point to a decay of the inflaton condensate and complete preheating, but an evolution of  $\phi(t)$  identical to the back-reaction-free case up until very close to that point. Hence linear analysis can successfully capture the initial growth of  $\delta\chi$  fluctuations and provide strong indications for parameter choices that allow for complete preheating.

- 
- [1] A. H. Guth, “The Inflationary Universe: A Possible Solution to the Horizon and Flatness Problems,” *Phys. Rev. D* **23** (1981) 347. doi:10.1103/PhysRevD.23.347
  - [2] A. D. Linde, “A New Inflationary Universe Scenario: A Possible Solution of the Horizon, Flatness, Homogeneity, Isotropy and Primordial Monopole Problems,” *Phys. Lett.* **108B**, 389 (1982). doi:10.1016/0370-2693(82)91219-9
  - [3] Y. Akrami *et al.* [Planck Collaboration], “Planck 2018 results. X. Constraints on inflation,” arXiv:1807.06211 [astro-ph.CO].
  - [4] A. A. Starobinsky, “A New Type of Isotropic Cosmological Models Without Singularity,” *Phys. Lett. B* **91**, 99 (1980) [*Phys. Lett.* **91B**, 99 (1980)].

- [5] D. I. Kaiser and E. I. Sfakianakis, “Multifield inflation after Planck: The case for nonminimal couplings,” *Phys. Rev. Lett.* **112** (2014): 011302, arXiv:1304.0363 [astro-ph.CO].
- [6] R. Kallosh, A. Linde, and D. Roest, “Universal attractor for inflation at strong coupling,” *Phys. Rev. Lett.* **112** (2014): 011303, arXiv:1310.3950 [hep-th].
- [7] L. Jrv, A. Racioppi and T. Tenkanen, “Palatini side of inflationary attractors,” *Phys. Rev. D* **97**, no. 8, 083513 (2018) [arXiv:1712.08471 [gr-qc]].
- [8] P. Carrilho, D. Mulryne, J. Ronayne and T. Tenkanen, “Attractor Behaviour in Multifield Inflation,” *JCAP* **1806**, no. 06, 032 (2018) [arXiv:1804.10489 [astro-ph.CO]].
- [9] R. Kallosh, A. Linde and D. Roest, “Superconformal Inflationary  $\alpha$ -Attractors,” *JHEP* **1311**, 198 (2013) doi:10.1007/JHEP11(2013)198 [arXiv:1311.0472 [hep-th]].
- [10] S. Ferrara, R. Kallosh, A. Linde and M. Porrati, “Minimal Supergravity Models of Inflation,” *Phys. Rev. D* **88** (2013) no.8, 085038 [arXiv:1307.7696 [hep-th]]; R. Kallosh and A. Linde, “Non-minimal inflationary attractors,” *JCAP* **1310** (2013): 033, arXiv:1307.7938 [hep-th]; R. Kallosh and A. Linde, “Multi-field conformal cosmological attractors,” *JCAP* **1312** (2013): 006, arXiv:1309.2015 [hep-th]; R. Kallosh and A. Linde, “Planck, LHC, and  $\alpha$ -attractors,” *Phys. Rev. D* **91** (2015): 083528, arXiv:1502.07733 [astro-ph.CO]; J. J. M. Carrasco, R. Kallosh, and A. Linde, “Cosmological attractors and initial conditions for inflation,” arXiv:1506.00936 [hep-th].
- [11] J. J. M. Carrasco, R. Kallosh, A. Linde and D. Roest, “Hyperbolic geometry of cosmological attractors,” *Phys. Rev. D* **92** (2015) no.4, 041301 doi:10.1103/PhysRevD.92.041301 [arXiv:1504.05557 [hep-th]].
- [12] A. Achucarro, R. Kallosh, A. Linde, D. G. Wang and Y. Welling, “Universality of multi-field  $\alpha$ -attractors,” arXiv:1711.09478 [hep-th].
- [13] F. L. Bezrukov and M. Shaposhnikov, “The Standard Model Higgs boson as the inflaton,” *Phys. Lett. B* **659**, 703 (2008) [arXiv:0710.3755 [hep-th]].
- [14] R. N. Greenwood, D. I. Kaiser, and E. I. Sfakianakis, “Multifield dynamics of Higgs inflation,” *Phys. Rev. D* **87** (2013): 044038, arXiv:1210.8190 [hep-ph].
- [15] M. Galante, R. Kallosh, A. Linde and D. Roest, “Unity of Cosmological Inflation Attractors,” *Phys. Rev. Lett.* **114**, no. 14, 141302 (2015) doi:10.1103/PhysRevLett.114.141302 [arXiv:1412.3797 [hep-th]].
- [16] D. H. Lyth and A. Riotto, “Particle physics models of inflation and the cosmological density perturbation,” *Phys. Rept.* **314** (1999): 1, arXiv:hep-ph/9807278.
- [17] D. Wands, “Multiple field inflation,” *Lect. Notes Phys.* **738** (2008): 275, arXiv:astro-ph/0702187.
- [18] A. Mazumdar and J. Rocher, “Particle physics models of inflation and curvaton scenarios,” *Phys. Rept.* **497**, 85 (2011), arXiv:1001.0993 [hep-ph].
- [19] V. Vennin, K. Koyama, and D. Wands, “Encyclopedia Curvatonis,” *JCAP* **1511** (2015): 008, arXiv:1507.07575 [astro-ph.CO].
- [20] J.-O. Gong, “Multi-field inflation and cosmological perturbations,” *Int. J. Mod. Phys. D* **26**, 1740003 (2017), arXiv:1606.06971 [astro-ph.CO].
- [21] C. Gordon, D. Wands, B. A. Bassett and R. Maartens, “Adiabatic and entropy perturbations from



- inflation,” *Phys. Rev. D* **63**, 023506 (2001) [astro-ph/0009131]; S. Groot Nibbelink and B. J. W. van Tent, “Density perturbations arising from multiple field slow roll inflation,” hep-ph/0011325 ; S. Groot Nibbelink and B. J. W. van Tent, “Scalar perturbations during multiple field slow-roll inflation,” *Class. Quant. Grav.* **19**, 613 (2002) [hep-ph/0107272].
- [22] C. M. Peterson and M. Tegmark, “Testing multifield inflation: A geometric approach,” *Phys. Rev. D* **87**, no. 10, 103507 (2013) [arXiv:1111.0927 [astro-ph.CO]] ; C. M. Peterson and M. Tegmark, “Testing Two-Field Inflation,” *Phys. Rev. D* **83**, 023522 (2011) [arXiv:1005.4056 [astro-ph.CO]] ; C. M. Peterson and M. Tegmark, “Non-Gaussianity in Two-Field Inflation,” *Phys. Rev. D* **84**, 023520 (2011) [arXiv:1011.6675 [astro-ph.CO]].
- [23] A. Achucarro, J. O. Gong, S. Hardeman, G. A. Palma and S. P. Patil, “Effective theories of single field inflation when heavy fields matter,” *JHEP* **1205** (2012) 066 doi:10.1007/JHEP05(2012)066 [arXiv:1201.6342 [hep-th]].
- [24] A. Achucarro, V. Atal, S. Cespedes, J. O. Gong, G. A. Palma and S. P. Patil, “Heavy fields, reduced speeds of sound and decoupling during inflation,” *Phys. Rev. D* **86** (2012) 121301 doi:10.1103/PhysRevD.86.121301 [arXiv:1205.0710 [hep-th]].
- [25] Z. Lalak, D. Langlois, S. Pokorski and K. Turzynski, “Curvature and isocurvature perturbations in two-field inflation,” *JCAP* **0707**, 014 (2007) [arXiv:0704.0212 [hep-th]].
- [26] S. Cremonini, Z. Lalak and K. Turzynski, “Strongly Coupled Perturbations in Two-Field Inflationary Models,” *JCAP* **1103**, 016 (2011) [arXiv:1010.3021 [hep-th]].
- [27] Y. Welling, “Multiple Field Inflation and Signatures of Heavy Physics in the CMB,” arXiv:1502.04369 [gr-qc].
- [28] D. I. Kaiser, E. A. Mazenc, and E. I. Sfakianakis, “Primordial bispectrum from multifield inflation with nonminimal couplings,” *Phys. Rev. D* **87** (2013): 064004, arXiv:1210.7487 [astro-ph.CO].
- [29] K. Schutz, E. I. Sfakianakis, and D. I. Kaiser, “Multifield inflation after Planck: Isocurvature modes from nonminimal couplings,” *Phys. Rev. D* **89** (2014): 064044, arXiv:1310.8285 [astro-ph.CO].
- [30] A. Achucarro, V. Atal, C. Germani and G. A. Palma, “Cumulative effects in inflation with ultra-light entropy modes,” *JCAP* **1702**, no. 02, 013 (2017) [arXiv:1607.08609 [astro-ph.CO]].
- [31] S. Renaux-Petel and K. Turzynski, “Geometrical Destabilization of Inflation,” *Phys. Rev. Lett.* **117** (2016) no.14, 141301 [arXiv:1510.01281 [astro-ph.CO]].
- [32] S. Renaux-Petel, K. Turzynski and V. Vennin, “Geometrical destabilization, premature end of inflation and Bayesian model selection,” *JCAP* **1711**, no. 11, 006 (2017) [arXiv:1706.01835 [astro-ph.CO]].
- [33] S. Garcia-Saenz, S. Renaux-Petel and J. Ronayne, “Primordial fluctuations and non-Gaussianities in sidetracked inflation,” *JCAP* **1807**, no. 07, 057 (2018) [arXiv:1804.11279 [astro-ph.CO]].
- [34] M. Cicoli, V. Guidetti, F. G. Pedro and G. P. Vacca, “A geometrical instability for ultra-light fields during inflation?,” arXiv:1807.03818 [hep-th].
- [35] P. Christodoulidis, D. Roest and E. I. Sfakianakis, “Angular inflation in multi-field  $\alpha$ -attractors,” arXiv:1803.09841 [hep-th].

- [36] A. Linde, D. G. Wang, Y. Welling, Y. Yamada and A. Achcarro, “Hypernatural inflation,” JCAP **1807**, no. 07, 035 (2018) [arXiv:1803.09911 [hep-th]].
- [37] M. Dias, J. Frazer, A. Retolaza, M. Scalisi and A. Westphal, “Pole N-flation,” arXiv:1805.02659 [hep-th].
- [38] N. Bartolo, D. M. Bianco, R. Jimenez, S. Matarrese and L. Verde, “Supergravity,  $\alpha$ -attractors and primordial non-Gaussianity,” JCAP **1810**, no. 10, 017 (2018) [arXiv:1805.04269 [astro-ph.CO]].
- [39] K. I. Maeda, S. Mizuno and R. Tozuka, “ $\alpha$ -attractor-type Double Inflation,” arXiv:1810.06914 [hep-th].
- [40] A. H. Guth and D. I. Kaiser, “Inflationary cosmology: Exploring the universe from the smallest to the largest scales,” Science **307**, 884 (2005), arXiv:astro-ph/0502328 [astro-ph].
- [41] B. A. Bassett, S. Tsujikawa, and D. Wands, “Inflation dynamics and reheating,” Rev. Mod. Phys. **78**, 537 (2006), arXiv:astro-ph/0507632.
- [42] D. H. Lyth and A. R. Liddle, *The Primordial Density Perturbation: Cosmology, Inflation, and the Origin of Structure* (New York: Cambridge University Press, 2009).
- [43] D. Baumann, “TASI Lectures on inflation,” arXiv:0907.5424 [hep-th].
- [44] J. Martin, C. Ringeval, and V. Vennin, “Encyclopedia inflationaris,” Phys. Dark Univ. **5-6**, 75 (2014), arXiv:1303.3787 [astro-ph.CO].
- [45] A. H. Guth, D. I. Kaiser, and Y. Nomura, “Inflationary paradigm after Planck 2013,” Phys. Lett. B **733**, 112 (2014), arXiv:1312.7619 [astro-ph.CO].
- [46] A. D. Linde, “Inflationary cosmology after Planck 2013,” arXiv:1402.0526 [hep-th].
- [47] J. Martin, “The observational status of cosmic inflation after Planck,” arXiv:1502.05733 [astro-ph.CO].
- [48] G. Steigman, “Primordial nucleosynthesis in the precision cosmology era,” Ann. Rev. Nucl. Part. Sci. **57**, 463 (2007), arXiv:0712.1100 [astro-ph].
- [49] B. D. Fields, P. Molaro, and S. Sarkar, “Big-bang nucleosynthesis,” Chin. Phys. C **38**, 339 (2014), arXiv:1412.1408 [astro-ph.CO].
- [50] R. H. Cyburt, B. D. Fields, K. A. Olive, and T.-H. Yeh, “Big bang nucleosynthesis: 2015,” Rev. Mod. Phys. **88**, 015004 (2016), arXiv:1505.01076 [astro-ph.CO].
- [51] R. Allahverdi, R. Brandenberger, F.-Y. Cyr-Racine, and A. Mazumdar, “Reheating in inflationary cosmology: Theory and applications,” Ann. Rev. Nucl. Part. Sci. **60**, 27 (2010), arXiv:1001.2600 [hep-th].
- [52] A. V. Frolov, “Non-linear dynamics and primordial curvature perturbations from preheating,” Class. Quant. Grav. **27**, 124006 (2010), arXiv:1004.3559 [gr-qc].
- [53] M. A. Amin, M. P. Hertzberg, D. I. Kaiser, and J. Karouby, “Nonperturbative dynamics of reheating after inflation: A review,” Int. J. Mod. Phys. D **24**, 1530003 (2015), arXiv:1410.3808 [hep-ph].
- [54] M. A. Amin and D. Baumann, “From wires to cosmology,” JCAP 02 (2016): 045, arXiv:1512.02637 [astro-ph.CO].
- [55] P. Adshead, R. Easther, J. Pritchard, and A. Loeb, “Inflation and the scale dependent spectral index: Prospects and strategies,” JCAP 1102 (2011): 021, arXiv:1007.3748 [astro-ph.CO].

- [56] L. Dai, M. Kamionkowski, and J. Wang, “Reheating constraints to inflationary models,” *Phys. Rev. Lett.* **113**, 041302 (2014), arXiv:1404.6704 [astro-ph.CO].
- [57] P. Creminelli, D. L. Nacir, M. Simonovi, G. Trevisan, and M. Zaldarriaga, “ $\varphi^2$  inflation at its endpoint,” *Phys. Rev. D* **90**, 083513 (2014), arXiv:1405.6264 [astro-ph.CO].
- [58] J. Martin, C. Ringeval, and V. Vennin, “Observing the inflationary reheating,” *Phys. Rev. Lett.* **114**, 081303 (2015), arXiv:1410.7958 [astro-ph.CO].
- [59] J.-O. Gong, G. Leung, and S. Pi, “Probing reheating with primordial spectrum,” *JCAP* 05 (2015): 027, arXiv:1501.03604 [hep-ph].
- [60] R.-G. Cai, Z.-K. Guo, and S.-J. Wang, “Reheating phase diagram for single-field slow-roll inflationary models,” *Phys. Rev. D* **92**, 063506 (2015), arXiv:1501.07743 [gr-qc].
- [61] J. L. Cook, E. Dimastrogiovanni, D. A. Easson, and L. M. Krauss, “Reheating predictions in single field inflation,” *JCAP* 04 (2015): 004, arXiv:1502.04673 [astro-ph.CO].
- [62] V. Domcke and J. Heisig, “Constraints on the reheating temperature from sizable tensor modes,” *Phys. Rev. D* **92**, 103515 (2015), arXiv:1504.00345 [astro-ph.CO].
- [63] A. R. Liddle and S. M. Leach, “How long before the end of inflation were observable perturbations produced?,” *Phys. Rev. D* **68**, 103503 (2003) [astro-ph/0305263].
- [64] B. A. Bassett, S. Tsujikawa and D. Wands, “Inflation dynamics and reheating,” *Rev. Mod. Phys.* **78**, 537 (2006) [astro-ph/0507632].
- [65] A. Taruya and Y. Nambu, “Cosmological perturbation with two scalar fields in reheating after inflation,” *Phys. Lett. B* 428 (1998): 37, arXiv:gr-qc/9709035.
- [66] F. Finelli and R. Brandenberger, “Parametric amplification of metric fluctuations during reheating in two field models,” *Phys. Rev. D* 62 (2000): 083502, arXiv:hep-ph/0003172.
- [67] S. Tsujikawa and B. A. Bassett, “A new twist to preheating,” *Phys. Rev. D* 62 (2000): 043510, arXiv:hep-ph/0003068; S. Tsujikawa and B. A. Bassett, “When can preheating affect the CMB?,” *Phys. Lett. B* 536 (2002): 9, arXiv:astro-ph/0204031.
- [68] A. Chambers and A. Rajantie, “Lattice calculation of non-Gaussianity from preheating,” *Phys. Rev. Lett.* 100 (2008): 041302, arXiv:0710.4133 [astro-ph].
- [69] J. R. Bond, A. V. Frolov, Z. Huang, and L. Kofman, “Non-Gaussian spikes from chaotic billiards in inflation preheating,” *Phys. Rev. Lett.* 103 (2009): 071301, arXiv:0903.3407 [astro-ph].
- [70] G. Leung, E. R. M. Tarrant, C. T. Byrnes and E. J. Copeland, “Reheating, multifield inflation and the fate of the primordial observables,” *JCAP* 1209 (2012): 008, arXiv:1206.5196 [astro-ph.CO].
- [71] J. H. Traschen and R. H. Brandenberger, “Particle Production During Out-of-equilibrium Phase Transitions,” *Phys. Rev. D* **42**, 2491 (1990).
- [72] L. Kofman, A. D. Linde and A. A. Starobinsky, “Towards the theory of reheating after inflation,” *Phys. Rev. D* **56**, 3258 (1997) [hep-ph/9704452].
- [73] P. B. Greene, L. Kofman, A. D. Linde and A. A. Starobinsky, “Structure of resonance in preheating after inflation,” *Phys. Rev. D* **56**, 6175 (1997) [hep-ph/9705347].

- [74] M. A. Amin, M. P. Hertzberg, D. I. Kaiser and J. Karouby, “Nonperturbative Dynamics Of Reheating After Inflation: A Review,” *Int. J. Mod. Phys. D* **24**, 15300
- [75] T. Krajewski, K. Turzynski and M. Wieczorek, “On preheating in  $\alpha$ -attractor models of inflation,” arXiv:1801.01786 [astro-ph.CO].
- [76] J. J. M. Carrasco, R. Kallosh and A. Linde, “Cosmological Attractors and Initial Conditions for Inflation,” *Phys. Rev. D* **92**, no. 6, 063519 (2015) doi:10.1103/PhysRevD.92.063519 [arXiv:1506.00936 [hep-th]].
- [77] J. O. Gong and T. Tanaka, “A covariant approach to general field space metric in multi-field inflation,” *JCAP* **1103**, 015 (2011) Erratum: [*JCAP* **1202**, E01 (2012)] [arXiv:1101.4809 [astro-ph.CO]].
- [78] M. P. DeCross, D. I. Kaiser, A. Prabhu, C. Prescod-Weinstein and E. I. Sfakianakis, “Preheating after Multifield Inflation with Nonminimal Couplings, I: Covariant Formalism and Attractor Behavior,” arXiv:1510.08553 [astro-ph.CO].
- [79] M. P. DeCross, D. I. Kaiser, A. Prabhu, C. Prescod-Weinstein and E. I. Sfakianakis, “Preheating after multifield inflation with nonminimal couplings, II: Resonance Structure,” arXiv:1610.08868 [astro-ph.CO].
- [80] M. P. DeCross, D. I. Kaiser, A. Prabhu, C. Prescod-Weinstein and E. I. Sfakianakis, “Preheating after multifield inflation with nonminimal couplings, III: Dynamical spacetime results,” arXiv:1610.08916 [astro-ph.CO].
- [81] E. I. Sfakianakis and J. van de Vis, “Preheating after Higgs Inflation: Self-Resonance and Gauge boson production,” arXiv:1810.01304 [hep-ph].
- [82] K. D. Lozanov and M. A. Amin, “Equation of State and Duration to Radiation Domination after Inflation,” *Phys. Rev. Lett.* **119**, no. 6, 061301 (2017) [arXiv:1608.01213 [astro-ph.CO]] ; K. D. Lozanov and M. A. Amin, “Self-resonance after inflation: oscillons, transients and radiation domination,” *Phys. Rev. D* **97**, no. 2, 023533 (2018) [arXiv:1710.06851 [astro-ph.CO]].
- [83] J. F. Dufaux, G. N. Felder, L. Kofman, M. Peloso and D. Podolsky, “Preheating with trilinear interactions: Tachyonic resonance,” *JCAP* **0607**, 006 (2006) [hep-ph/0602144].
- [84] K. Freese, E. I. Sfakianakis, P. Stengel and L. Visinelli, “The Higgs Boson can delay Reheating after Inflation,” *JCAP* **1805**, no. 05, 067 (2018) [arXiv:1712.03791 [hep-ph]].
- [85] P. Adshead, J. T. Giblin, T. R. Scully and E. I. Sfakianakis, “Magnetogenesis from axion inflation,” *JCAP* **1610**, 039 (2016) [arXiv:1606.08474 [astro-ph.CO]].
- [86] P. Adshead, J. T. Giblin, T. R. Scully and E. I. Sfakianakis, “Gauge-preheating and the end of axion inflation,” *JCAP* **1512**, no. 12, 034 (2015) [arXiv:1502.06506 [astro-ph.CO]].