



Universiteit
Leiden
The Netherlands

Competition between CO₂ Reduction and Hydrogen Evolution on a Gold Electrode under Well-Defined Mass Transport Conditions

Goyal, A.; Marcandalli, G.; Mints, V.A.; Koper, M.T.M.

Citation

Goyal, A., Marcandalli, G., Mints, V. A., & Koper, M. T. M. (2020). Competition between CO₂ Reduction and Hydrogen Evolution on a Gold Electrode under Well-Defined Mass Transport Conditions. *Journal Of The American Chemical Society*, 142(9), 4154-4161.
doi:10.1021/jacs.9b10061

Version: Publisher's Version

License: [Creative Commons CC BY-NC-ND 4.0 license](https://creativecommons.org/licenses/by-nc-nd/4.0/)

Downloaded from: <https://hdl.handle.net/1887/87507>

Note: To cite this publication please use the final published version (if applicable).

Competition between CO₂ Reduction and Hydrogen Evolution on a Gold Electrode under Well-Defined Mass Transport Conditions

Akansa Goyal, Giulia Marcandalli, Vladislav A. Mints, and Marc T. M. Koper*



Cite This: *J. Am. Chem. Soc.* 2020, 142, 4154–4161



Read Online

ACCESS |



Metrics & More

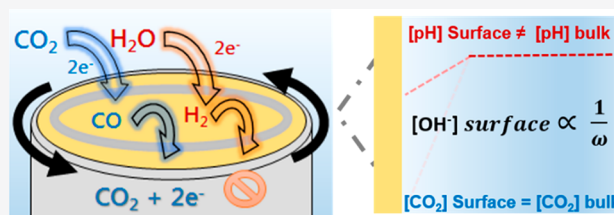


Article Recommendations



Supporting Information

ABSTRACT: Gold is one of the most selective catalysts for the electrochemical reduction of CO₂ (CO₂RR) to CO. However, the concomitant hydrogen evolution reaction (HER) remains unavoidable under aqueous conditions. In this work, a rotating ring disk electrode (RRDE) setup has been developed to study quantitatively the role of mass transport in the competition between these two reactions on the Au surface in 0.1 M bicarbonate electrolyte. Interestingly, while the faradaic selectivity for CO formation was found to increase with enhanced mass transport (from 67% to 83%), this effect is not due to an enhancement of the CO₂RR rate. Remarkably, the inhibition of the competing HER from water reduction with increasing disk rotation rate is responsible for the enhanced CO₂RR selectivity. This can be explained by the observation that, on the Au electrode, water reduction improves with more alkaline pH. As a result, the decrease in the local alkalinity near the electrode surface with enhanced mass transport suppresses HER due to the water reduction. Our study shows that controlling the local pH by mass transport conditions can tune the HER rate, in turn regulating the CO₂RR and HER competition in the general operating potential window for CO₂RR (−0.4 to −1 V vs RHE).

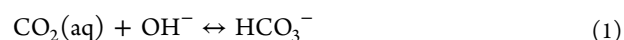


1. INTRODUCTION

The electrochemical reduction of carbon dioxide has the potential of storing excess renewable electricity in carbon-based (liquid) fuels and chemicals. At present, however, the economic feasibility of the electrochemical CO₂ reduction reaction (CO₂RR) remains an issue, primarily due to its low energy efficiency at high current densities.^{1–3} One key factor for this efficiency loss is the competition from the hydrogen evolution reaction (HER), which is virtually unavoidable in the aqueous (bicarbonate) electrolytes in which this reaction is generally carried out.^{4–6} Most research until now has focused on understanding the role of the intrinsic properties of the catalyst surface on the kinetics and the eventual product selectivity of CO₂ reduction, in competition with the HER.^{6–12} The role of the local concentrations of various reactive species (such as CO₂, HCO₃[−], OH[−], and H⁺) on the competition between these interfacial reactions has received less scrutiny.^{13–15} A weakly buffered electrolyte like bicarbonate will develop diffusional gradients of the aforementioned species, caused by their interfacial reactions at the electrode and the sluggish acid–base equilibrium of bicarbonate.^{16–18} Hence, these concentration gradients are expected to play an important role in the kinetic bifurcation between the CO₂RR and HER. In principle, an enhanced mass transport can help in mitigating the concentration gradients at the interface by transporting the CO₂ from the bulk to the interface and at the same time sweeping away the OH[−] ions formed in the vicinity of the electrode. Therefore, studies performed under well-defined mass transport conditions can give indispensable information about the near electrode

concentration gradients and their impact on the competition between the HER and CO₂RR.

In this regard, several recent studies have employed porous electrode morphologies for CO₂RR, with the aim of controlling the diffusional concentration gradients within the porous channels by changing the catalyst thickness/roughness in a systematic fashion.^{15,19–23} Generally, it is observed that the selectivity toward CO₂RR can be improved by increasing the thickness/roughness of the porous channels of the catalyst layer, which has been attributed to the suppression of bicarbonate-mediated HER. However, contradicting conclusions have been drawn on the role of concentration gradients (i.e., mass transport limitation) for the CO formation rate. In a study on porous Au catalysts performed by Surendranath and co-workers, the CO formation rate was shown to be largely independent of the thickness of the porous catalysts.¹⁵ The authors attributed this to the negligible concentration gradients for CO₂ within the porous channels, which is also in accordance with the slow hydration kinetics of the CO₂–bicarbonate system (eq 1, $t_{1/2} = 19$ s at near-neutral pH):²⁴



Received: September 17, 2019

Published: February 10, 2020

However, in a similar study by Cheng and co-workers, a contrasting dependence of CO₂RR partial current density on porous structures was reported. They showed that the rate of CO formation decreases with increasing roughness of the porous Au catalyst, which was attributed to the increasing mass transport limitation for CO₂ in the more rough porous channels. It is also interesting to note that, in a separate study on porous Ag catalysts by Surendranath and co-workers, the partial current density for CO formation increased with increasing thickness of the porous channels,²² in contrast with their results on porous Au catalysts. The authors speculated that it might be related to details of the mechanistic pathway of the CO₂RR. Additionally, Bell and co-workers also conducted mass transport dependent studies on planar Ag electrodes wherein they tuned the flow rate of CO₂/electrolyte to control the mass transport to the electrode.^{25,26} Similar to Cheng and co-workers, they reported that the rate of CO formation increases with the increasing mass transport (flow rate) and hence concluded that the CO₂RR is mass transport dependent. Interestingly, in contrast with the previous studies, they observed that the rate of the competing HER decreased with the increasing flow rate (i.e., mass transport). However, this trend was not discussed in further detail by the authors.

Summarizing, the current literature presents apparently conflicting results on the role of local concentration gradients, even under relatively similar experimental conditions (electrolyte identity, roughness factor, applied overpotential, etc.). In the existing studies, the lack of precise control on the various aspects of the catalytic structure (such as pore size, length, facets, grain size, tortuosity, etc.) leads to a complicated mass transport effect and various ambiguities still remain about the role of concentration gradients on the reaction kinetics of the CO₂RR and HER.

Another limitation that mires the current understanding of near electrode reactant/product distribution during the CO₂RR arises from the use of bulk electrolysis analysis, performed in tandem with offline sampling techniques (such as gas chromatography and high performance liquid chromatography).^{4,5,7,27} These analytical techniques do not capture the dynamic evolution of the local concentration gradients with the real-time evolution of the products. This is an issue especially for CO₂RR studies, since the concentration gradients generated by interfacial heterogeneous reactions (CO₂RR and HER) also shift the corresponding homogeneous acid–base equilibria of the electrolyte.^{18,28–31} In a recent paper by Nocera and co-workers, it was shown that CO₂RR studies performed on long time scales (≈ 20 min, gas chromatographic analysis) are intimately entangled with the homogeneous reactions happening in the electrolyte.³⁰ The authors showed that it is necessary to take the roughness factor as well as the bicarbonate equilibria equations into account for formulating a microkinetic model that could explain the observed results on Au catalysts of different morphologies. In the light of this work, it should be expected that previous offline studies on porous electrodes also suffered from an unwanted participation of homogeneous reactions in the overall concentration gradients at the interface. Hence, a technique that allows for the online and immediate analysis of the product distribution should lead to a better understanding of the interplay between the reactions at the electrode (HER and CO₂RR) and the corresponding acid–base equilibria in the bicarbonate electrolyte that happen at transient time scales.^{24,26}

Here, we develop a rotating ring disk electrode (RRDE) voltammetry method to circumvent the above-mentioned limitations. By a judicious choice of the ring material (namely, gold), this method allows us to study the competition between the CO₂RR and HER on a gold electrode quantitatively, with a high time resolution under well-defined mass transport conditions. Previous RRDE studies on the CO₂RR used a Pt ring, where CO stripping was performed to calculate the faradaic efficiency of the CO₂RR.^{32,33} However, similar to the offline techniques, such stripping experiments do not shed light on the real-time evolution of local electrolyte composition and its influence on the competition between the CO₂RR and HER. Kriek and co-workers performed an online investigation where they employed the RRDE technique featuring a Pt-ring electrode to quantify the H₂ evolved at the disk.³⁴ However, due to the nonselective oxidation behavior of Pt for H₂ and CO, this method does not allow for any quantitative analysis. The main advantage of the RRDE setup introduced in this study arises from the use of a gold ring, which can selectively oxidize CO under diffusion limited conditions, while being inactive for the hydrogen oxidation reaction (HOR). Au is known to be an excellent catalyst for CO oxidation, reaching diffusion limited currents both at acidic and alkaline pH values.^{35–38}

We will show here that under well-defined mass transport conditions, the rate of the CO₂RR is largely independent of the mass transport effects (i.e., disk rotation rate). However, the overall faradaic selectivity for the CO₂RR improves with increasing disk rotation speed (enhanced mass transport) which is caused by the decreasing rate of the HER. We show that, at 0.1 M bicarbonate concentration, water reduction is the dominant branch of the HER competing with the CO₂RR and that enhanced mass transport essentially mitigates the local alkalinity, thereby suppressing the water reduction rate. Our work shows that control of mass transport conditions is important for selective CO₂RR in ways that have not been elucidated previously, and it provides rational guidelines for steering concentration gradients and product selectivity in practical electrode geometries.

2. EXPERIMENTAL METHODS

2.1. Chemicals. The electrolytes were prepared from H₂SO₄ (98%, EMSURE, Merck), NaHCO₃ ($\geq 99.7\%$, Honeywell Fluka), NaClO₄ (99.99%, trace metals basis, Sigma-Aldrich), NaOH (32% by wt. solution, analysis grade, Merck), and Ultrapure water (Milli-Q gradient, ≥ 18.2 M Ω cm, TOC < 5 ppb). Ar (6.0 purity, Linde), CO (4.7 purity, Linde), CO₂ (4.5 purity, Linde), and H₂ (5.0 purity, Linde) were used for purging the electrolytes. The dopamine coating for the modification of RRDE was prepared from dopamine hydrochloride ($\geq 98.5\%$, Sigma-Aldrich). For collection efficiency determination, K₃Fe(CN)₆ ($>99\%$, Sigma-Aldrich) was used.

2.2. General Electrochemical Methods. All the electrochemical measurements were carried out in homemade borosilicate glass cells in which the reference electrode was separated from the working compartment with the help of a Luggin capillary. The counter electrode (Au wire, 99.99% purity, unless otherwise stated) was separated from the working compartment with a fine porous frit. The glassware was cleaned prior to each experiment by boiling it five times in ultrapure water. When not in use, the glassware was stored in a 1 g/L solution of KMnO₄ (acidified). Before boiling, any traces of KMnO₄ and MnO₂ were removed from the glassware by submerging it in a diluted solution of acidified H₂O₂ (few drops of conc. H₂SO₄ and 10–15 mL of H₂O₂ in excess water) for 0.5 h. Before every experiment, the electrolytes were purged for ca. 20 min with the suitable gas required for the experiment, namely, Ar for electro-

chemical characterization and HER studies, H₂ for HOR studies, CO for CO oxidation studies, and CO₂ for CO₂RR studies. This was done to remove any dissolved oxygen from the electrolyte. Moreover, during the measurements, gases were also bubbled over the headspace of the electrochemical cell, in order to eliminate any interference from ambient oxygen. For the electrochemical polishing/characterization as well as for the CO oxidation, HOR, and HER studies, a homemade reversible hydrogen electrode (RHE) was used as the reference electrode. For the CO₂RR measurements and collection efficiency determination, a Ag/AgCl reference electrode (Pine Research Instrumentation, sat. KCl, $E = 0.197$ V vs standard hydrogen electrode) was used and the potentials were later converted to the RHE scale for reporting. All the electrochemical measurements were carried out using either an IviumStat bipotentiostat (Ivium Technologies) or a Biologic (VSP-300) potentiostat. For all the measurements, 85% ohmic drop compensation was performed. The ohmic drop of the electrolyte was determined by carrying out electrochemical impedance spectroscopy (EIS) at open circuit potential, unless otherwise stated. The RRDE/rotating disk electrode (RDE) measurements were performed with a MSR rotator and E6/ES ChangeDisk tips in a PEEK shroud (Pine Research).

2.3. Working Electrode Preparation and Dopamine Modification. Before each experiment, the gold disk (diameter = 5 mm, Pine instruments) was mechanically polished on Buehler micro-polishing cloth (8 in.) with decreasing sizes of diamond polishing suspension, namely, 3, 1 and 0.25 μm . Next, the disk was sonicated in ultrapure water and acetone for 10 min to remove any organic/inorganic impurities and then mounted on the RRDE/RDE tip depending on the experiment that was performed. For the RRDE tip, the Au disk and Au ring were short-circuited in order to electrochemically polish the system in 0.1 M H₂SO₄ (0.05–1.75 V vs RHE, 200 cycles at a scan rate of 1 V s⁻¹) by going to the Au oxide formation and reduction region.³⁹ For the RDE measurements, the Au disk was electropolished without short-circuiting. A characterization cyclic voltammetry (CV) of the ring and disk as well as just the disk was obtained in the same potential window where the electrochemical polishing was performed (at a scan rate of 50 mV s⁻¹). The electrochemically active surface area (ECSA) of the disk was determined by calculating the charge from the reduction peak in the characterization CV and dividing it by the specific charge of one monolayer of Au (390 $\mu\text{C cm}^{-2}$).³⁹ The working electrode was then ready for the electrochemical measurements.

For the CO₂RR experiments as well as for collection efficiency determination, further modification of the RRDE tip was performed by coating it with dopamine.⁴⁰ This was done to prevent bubble attachment on the Teflon spacer between the disk and the ring of the RRDE tip, which interferes with the RRDE collection factor. Briefly, the RRDE tip was immersed in a 2g/L solution of dopamine hydrochloride (prepared with 20 mL buffer of pH \approx 7) for 2 h, where the RRDE was rotated at 400 rotations per minute (rpm). After the coating, the ring and the disk were electrochemically polished once again in 0.1 M H₂SO₄ electrolyte, in order to remove any dopamine that may have deposited on the ring and/or disk. Next, a characterization CV was obtained for the ring and the disk as well as just the disk, and they were compared with the characterization CVs of the unmodified surface (as shown in Figure S1, Supporting Information). A good agreement between these CVs indicated that the surface morphology and ECSA did not change before and after the coating procedure, and hence, further experiments could be done without any additional modifications.

2.4. CO Oxidation and CO₂RR Studies. For the determination of a suitable ring potential and for validation of the existence of purely mass transport limited currents on the ring, CO oxidation was performed in CO saturated 0.1 M NaHCO₃ electrolyte. For these experiments, a RDE tip was used instead of the RRDE tip and no dopamine modification was performed. The working electrode was prepared and characterized as outlined in subsection 2.3, and the general electrochemical procedure is outlined in subsection 2.2. Once the electrolyte was saturated with CO (for ca. 20 min.), CO oxidation CVs were obtained in the potential window of 0.05–1.2 V vs RHE

(scan rate of 25 mV s⁻¹) according to the previously reported studies.³⁸ Measurements were done at six different rotation speeds, namely, 400, 800, 1200, 1600, 2000, and 2500 rpm. Thereafter, the electrolyte was saturated with H₂ and the measurements were repeated in the same potential window, in order to determine if the surface is active for HOR in the given potential window.

For the RRDE experiments, the working electrode was prepared as mentioned in subsection 2.3. The measurements were done in CO₂ saturated 0.1 M NaHCO₃ electrolyte. The ring potential was set to 1 V vs RHE (unless otherwise stated), and the disk was cycled in the potential window of 1.75 to -1 V vs RHE at a scan rate of 25 mV s⁻¹, with the ring current measured simultaneously. It was observed that at potentials more negative than -1 V (vs RHE), the RRDE tip suffered from bubble attachment, and hence, it was not possible to go to more negative potentials in these experiments. The measurements were performed at six different rotation speeds, namely, 400, 800, 1200, 1600, 2000, and 2500 rpm, and the CO₂RR and HER currents were deconvoluted after the experiments according to subsection 2.7. In order to make sure that the surface did not change during the measurement, the disk and the ring were short-circuited and cycled in the Au oxide formation/reduction potential window in the working cell (0.05–1.75 V vs RHE) in between every measurement. Post experiment, the ring currents were corrected for any possible time delay, by obtaining the difference between the maxima of the disk-ring currents (vs time) and correcting the potential on the ring correspondingly. Generally, the maxima of the two currents coincided (as shown in Figure S2, Supporting Information), and hence, no time delay corrections had to be performed at the investigated rotation speeds (≥ 800 rpm).

2.5. Collection Efficiency Determination. The apparent collection efficiency of the ring was determined after every RRDE experiment, in order to account for the changes in tip geometry that incur with the assembling of the tip. Here, 5 mM K₃FeCN₆ was added to the working cell (Ar sat. 0.1 M NaHCO₃). Thereafter, the disk was cycled between -0.45 and 0.54 V (vs Ag/AgCl) and the ring potential was set to -0.23 V (vs Ag/AgCl). The readings were taken at different rotation speeds, and the collection efficiency was determined by using eq 2. It should be noted here that the RRDE tip was mechanically polished prior to each run to avoid any possible effects from the gold corrosion induced by hexacyanoferrates during the collection efficiency determination.⁴¹

2.6. HER Studies in NaHCO₃ and NaOH. For direct comparison with RRDE experiments, HER studies were done in Ar saturated 0.1 M NaHCO₃ electrolyte; for this experiment, a RHE reference and a RDE tip were used. The working electrode was prepared according to subsection 2.3. The CVs were taken in the potential window of 0 to -1 V vs RHE at a scan rate of 25 mV s⁻¹ at different rotation speeds. Additional studies were also done at different bicarbonate concentrations (0.025, 0.05, 0.2, 0.4, and 0.5 M) by following the same procedure as above.

In order to study the role of pH on water reduction reaction, further studies were done at pH 10, 11, 12, and 13 by using NaOH, where the ionic strength of the electrolyte was maintained at 0.1 M by adding NaClO₄. This was done in order to eliminate any effects from the cation concentration changes in the bulk and to have a comparable ionic strength with the experiments done in NaHCO₃. In these studies, the CVs were taken in the potential window of 0 to -0.8 V vs RHE at a scan rate of 25 mV s⁻¹, at 2500 rpm.

2.7. RRDE Setup: Development and Methodology. The advantage of the RRDE setup used in this work hinges on the selective oxidation of CO on the Au ring, under diffusion limited conditions. As has been mentioned in the Introduction, CO oxidation has been shown to reach diffusion limited currents on the Au electrode surface for both acidic and alkaline pH values. However, there are no studies for CO oxidation on Au in a bicarbonate electrolyte (pH \approx 7). The onset of CO electro-oxidation on the Au surface is pH dependent, with the more alkaline pH showing less positive onset potential.³⁶ Moreover, in the presence of strongly adsorbing anions, the CO oxidation reaction can be hampered, because anions can block the surface for OH⁻ ions, which are

essential for the CO oxidation mechanism.⁴² Therefore, it is important to investigate the CO oxidation reaction on Au in the bicarbonate electrolyte system and determine the potential window where this reaction reaches diffusion limitation (if at all). Hence, we performed CO oxidation in 0.1 M NaHCO₃ using a gold RDE. In Figure S3 (Supporting Information), we show that CO oxidation has an onset potential of ca. 0.4 V vs RHE and reaches diffusion limitation in the potential window of 0.7 to 1.1 V in 0.1 M NaHCO₃ (CO sat.) electrolyte. Moreover, the Koutecky–Levich analysis at 1 V (Figure S3, inset) is linear with an intercept ≈ 0 , providing further confirmation that there is no kinetic limitation for the process in the given potential window. Thereafter, the Au surface was also studied in H₂ atmosphere in bicarbonate electrolyte at different rotation speeds in the same potential window, to make sure that the surface is not active for HOR under these conditions. Figure S4 (Supporting Information) illustrates that the current has no rotation speed dependence in the presence of H₂, which establishes that only double layer charging occurs on the Au surface. Hence, these studies confirm that the proposed RRDE setup is suitable for the quantitative detection of CO during CO₂RR in bicarbonate electrolytes. Furthermore, based on the Koutecky–Levich analysis, the ring potential was set to 1 V vs RHE for the studies performed with the RRDE.

The apparent collection efficiency (N , refer to eq 2) of the dopamine modified RRDE tip was evaluated by using the Fe[CN]₆³⁻/Fe[CN]₆⁴⁻ redox couple (as outlined in subsection 2.5) and it was determined to be 0.23 (± 0.02). This is in good agreement with the reported literature value.⁴³ This also confirms that the dopamine coating on the Teflon spacer does not interfere with the mass transfer equations and the boundary conditions that are applicable to the RRDE setup.⁴⁴ Hence, the dopamine modification of the RRDE tip provided a stable and reproducible collection efficiency in the potential window of the RRDE experiments (0 to -1 V vs RHE), which is essential for the quantification of CO₂RR and HER using this setup.

$$N = \left| \frac{i_{\text{disk}}}{i_{\text{ring}}} \right| \quad (2)$$

The RRDE setup can be used for the deconvolution of CO₂RR and HER under the assumption that H₂ and CO are the only products on the Au polycrystalline disk in the potential window of our studies. This is a reasonable assumption given that most long-term electrolysis studies have determined CO to be the only appreciable product of CO₂ reduction on Au surface.^{4,6,27} The partial current density for CO formation can be simply calculated from the experimental ring current (i_{ring}) and the experimentally determined apparent collection efficiency (N) as

$$J_{\text{CO}} = \frac{-i_{\text{ring}}}{N \times \text{ECSA}_{\text{disk}}} \quad (3)$$

where $\text{ECSA}_{\text{disk}}$ is the electrochemically active surface area of the disk which has been determined according to experimental subsection 2.3. The Faradaic efficiency for CO formation can be calculated as

$$\text{FE}_{\text{CO}} = \frac{i_{\text{ring}} \times 100}{|i_{\text{disk}}| \times N} \quad (4)$$

where i_{disk} is the experimentally obtained total current on the disk during the RRDE measurements in 0.1 M NaHCO₃ (CO₂ sat., pH ≈ 6.9) electrolyte. The partial current density and faradaic efficiency for HER can be calculated from

$$J_{\text{HER}} = J_{\text{disk}} - J_{\text{CO}} \quad (5)$$

$$\text{FE}_{\text{HER}} = 100 - \text{FE}_{\text{CO}} \quad (6)$$

where J_{disk} is the total current density during RRDE measurements calculated by dividing the i_{disk} with the electrochemically active surface area of the disk ($\text{ECSA}_{\text{disk}}$). Thus, the RRDE setup employed can be

used for the online quantitative studies on the competition between the HER and CO₂RR, under well-defined mass transport conditions.

3. RESULTS AND DISCUSSION

Figure 1 shows the results of an experiment in which the effects of the mass transport rate (disk rotation rate) and electrode

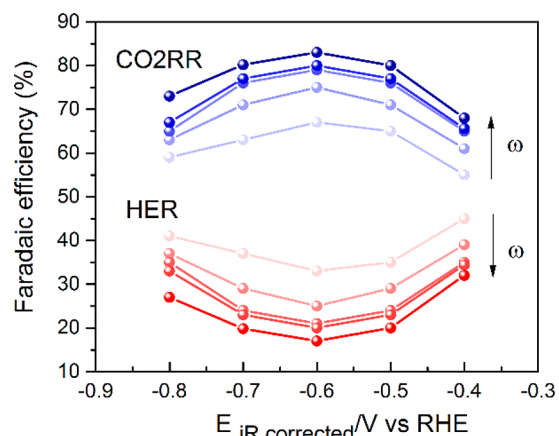


Figure 1. Faradaic efficiency for CO formation (blue) and HER (red) as a function of potential (vs RHE) and rotation rate for the Au polycrystalline surface in CO₂ sat. 0.1 M NaHCO₃ (bulk pH = 6.8) as calculated from eqs 4 and 6, respectively. The direction of the arrow indicates increasing rotation speed, from 800 to 2500 rpm.

potential on the CO₂RR faradaic selectivity are summarized, based on the data shown in Figure 2. Figure 2a shows the total current density measured on the disk, and Figure 2b shows the associated ring current corresponding to CO oxidation during a typical RRDE experiment. Following the procedure outlined in subsection 2.7, the partial current densities for the reduction of CO₂ to CO and the competing HER are plotted in Figures 2c and d, respectively. From the results in Figure 2c and d, the faradaic efficiency for the conversion of CO₂ to CO can be evaluated as a function of disk rotation rate and electrode potential, as shown in Figure 1. It should be noted here that the Faradaic selectivity trend with the applied potential is identical to previous studies that were performed using long-term electrolysis, with a maximum faradaic efficiency of 83% for CO formation achieved at -0.6 V (vs RHE).^{4,5}

Furthermore, Figure 1 shows that the faradaic efficiency for CO formation increases with higher mass transport rate, in agreement with previous studies performed by Bell and co-workers and Cheng and co-workers.^{23,25} However, the reason for the enhanced efficiency is not, or not only, the improved mass transport of CO₂, but rather the lower rate of HER with increased disk rotation rate. In fact, Figure 2c shows that the CO₂RR rate itself does not strongly depend on the rotation rate. This alludes to the lack of CO₂ concentration depletion at the interface, either via the heterogeneous CO₂RR or via the shift of the homogeneous CO₂ hydration equilibria. CO₂RR induced CO₂ depletion is understandably absent, on account of the low experimental current densities which are at least an order of magnitude lower than the theoretically limiting current densities (see Table S1 in the Supporting Information). This is in contrast with the previous studies by Bell and co-workers, who observed that the partial current density for CO formation increased with increasing flow rate.^{25,26} However, it should be noted that their studies involved drastically different diffusion layer thicknesses (≥ 100 μm)

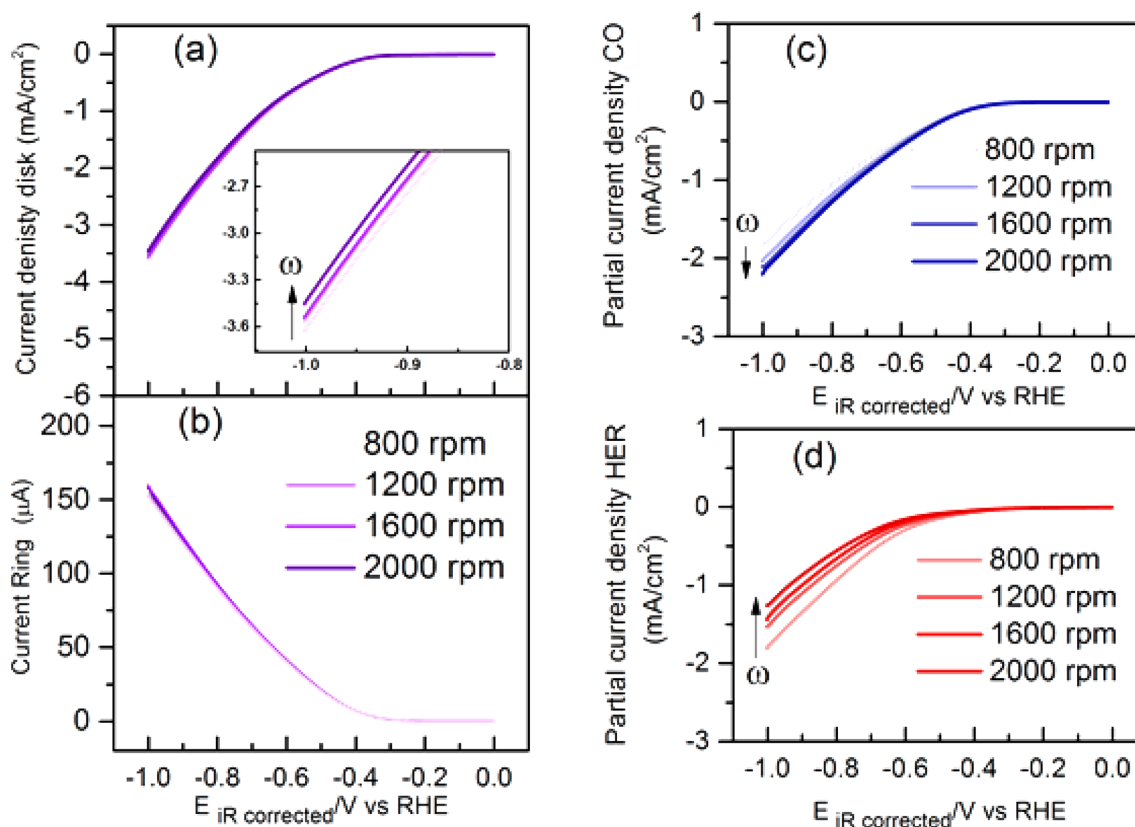
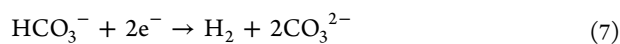


Figure 2. (a) Total current density on the Au polycrystalline disk at different rotation speeds. (b) Associated CO oxidation current on Au ring at different rotation speeds during RRDE studies in CO₂ sat. 0.1 M NaHCO₃ (bulk pH = 6.8) with a scan rate of 25 mV s⁻¹. Deconvoluted (c) partial current density for CO formation and (d) partial current density for HER, as calculated from the RRDE experiments according to eqs 3 and 5, respectively. The direction of the arrow indicates increasing rotation rate in all the figures.

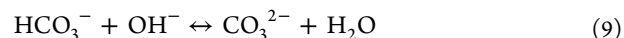
compared to the RRDE setup discussed here ($\leq 2 \mu\text{m}$). Hence, it appears that mass transport limitations become operational for the CO₂RR only in the cases where diffusion layer thicknesses are at least a few orders of magnitude higher than those in the present study. Notably, the local pH gradient, which is dependent on rotation rate, does not deplete the CO₂ concentration at the interface (according to eq 1), suggesting that the convection control alleviates the homogeneous depletion of CO₂, in accordance with the slow kinetics of this reaction ($t_{1/2} = 19\text{s}$, at near-neutral pH). This is in agreement with a previous study by Xu and co-workers, who showed that a stirring rate of ≥ 450 rpm suffices to maintain the CO₂ concentration at the interface to its bulk value.^{13,16} This shows that a stable rate for CO formation can be achieved by maintaining the CO₂ bulk concentration at the interface and appropriate convection control is a straightforward route to achieve that.

Since the change in faradaic efficiency of the CO₂RR with the rotation rate is intimately related to the HER rate, we have studied the rotation rate and pH dependence of the HER separately.

HER in bicarbonate (near-neutral pH) can be considered to proceed via two pathways, either by the bicarbonate reduction where HCO₃⁻ acts as the proton donor or via water reduction (shown in eqs 7 and 8, respectively).^{45,46}



For HCO₃⁻ mediated HER, increasing the rotation rate will promote the rate of the reaction by transporting away the OH⁻ ions formed in the vicinity of the electrode, thereby alleviating the homogeneous depletion of bicarbonate by reaction 9:



Consequently, with decreasing local alkalinity, the availability of HCO₃⁻ for contributing to the HER will increase. However, the opposite rotation rate dependence for HER activity is observed in our experiments (as shown in Figure 2d). Notably, these results are in agreement with the previous studies by Bell and co-workers wherein they reported that, on planar Ag foils, the partial current density for the HER decreases with increasing mass transport (flow rate) in 0.1 M bicarbonate electrolytes.^{25,26} However, the nature of this effect was not discussed in further detail. We further investigated the rotation rate dependence of the HER in Ar sat. NaHCO₃ (shown in Figure 3) so as to eliminate any possible artifact from the simultaneous CO₂RR. However, a similar rotation rate dependence is observed for the HER, both in Ar sat. and CO₂ sat. 0.1 M bicarbonate electrolyte. Hence, the experimental data shows that water reduction is more likely to be the dominating branch for the HER in 0.1 M bicarbonate electrolyte. We note that, at higher buffer strength of the electrolyte (0.5 M NaHCO₃), the rotation rate dependence of HER is in fact reversed (as shown in Figure S5, Supporting Information). Further analysis with increasing bicarbonate concentration (as shown in Figure S6, Supporting Information) shows that the dominant branch tips toward the

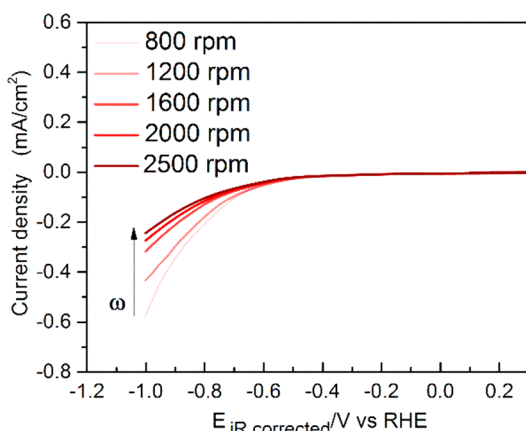


Figure 3. CVs obtained at different rotation rates for the HER using the RDE on a Au polycrystalline surface in Ar sat. 0.1 M NaHCO₃ (bulk pH = 9) at 25 mV s⁻¹. The direction of the arrow indicates increasing rotation rate.

bicarbonate-mediated HER with the increasing buffer capacity of the electrolyte (≈ 0.2 M bicarbonate). Hence, the dominant branch of the HER is fundamentally dependent on the polarization induced pH gradient at the interface, which is influenced by the electrolyte buffer strength as well as by the rotation rate. In fact, the rotation speed dependence of the HER is a straightforward way to ascertain the dominant branch of the HER under given experimental conditions. We focus here on the role of rotation rate in determining CO₂RR/HER selectivity only in 0.1 M bicarbonate electrolyte, as it has been shown previously that at this bicarbonate concentration the selectivity toward CO is optimal.^{17,47,48} An in-depth study on the effect of changing electrolyte buffer strength for CO₂RR/HER selectivity will be presented elsewhere. Note that the absolute currents for the HER are higher under CO₂ sat. conditions (Figure 2d) compared to the Ar sat. conditions (Figure 3). This can be attributed to the lower concentration of HCO₃⁻ (≈ 0.095 M) under Ar sat. electrolytes (pH = 9), due to the bicarbonate–carbonate speciation reaction.⁴⁸ Once the CO₂ is bubbled into the electrolyte, it equilibrates with the hydroxyl ions to give back the bicarbonate, and hence, CO₂ saturated conditions enhance the contribution from bicarbonate mediated HER. Nevertheless, a similar rotation speed dependence indicates that water reduction provides the majority current in 0.1 M bicarbonate electrolyte, under both environments (Ar and CO₂) investigated.

Since water reduction determines the overall selectivity under the given experimental conditions, the water reduction reaction was probed further at alkaline pH (pH 10 to pH 13) in order to circumvent any interference from other faradaic processes. Interestingly, it was observed that, on a Au polycrystalline surface, HER due to water reduction increases with increasing alkalinity (as shown in Figure 4). These results are counterintuitive since the water reduction reaction is expected to be pH independent and hence it should not be affected either by the bulk pH or by the local pH variations. However, the pH dependence for the HER on gold in alkaline media as shown in Figure 4 has been observed before.^{49–51} More recently, Bell and co-workers have also reported a comparable trend for the pH dependence of the HER on a polycrystalline Cu surface.⁵² Further investigations are needed in order to fully understand the pH dependence of water reduction reaction on gold. Notably, in contrast with the Au

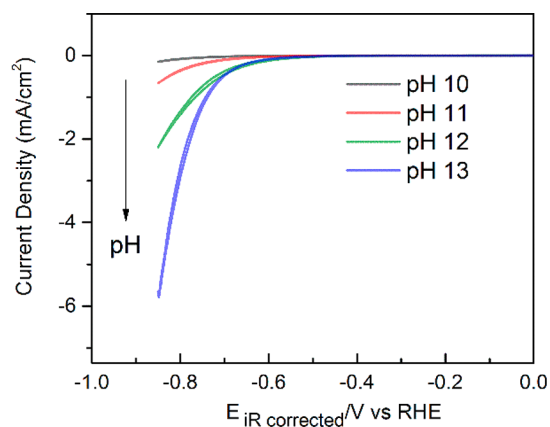


Figure 4. CVs obtained for the HER on a Au polycrystalline surface at 2500 rpm in 0.1 M NaOH (pH 13), 0.01 M NaOH + 0.09 M NaClO₄ (pH 12), 0.001 M NaOH + 0.099 M NaClO₄ (pH 11), and 0.0001 M NaOH + 0.0999 M NaClO₄ (pH 10), at 25 mV s⁻¹. The direction of the arrow indicates increasing bulk pH.

surface, Pt(111) surface shows a decrease in water reduction activity with the increasing alkalinity.⁵³ However, given the opposite cation effect for water reduction reaction on these surfaces, this different pH dependence is not unexpected.⁵⁴ The important point to make here is that the pH dependence for water reduction on the Au surface agrees very well with the observed decrease of the HER rate with increasing rotation rate in 0.1 M bicarbonate electrolyte. Since the OH⁻ ions are transported away from the electrode at an accelerated rate with the increasing rotation, the decrease in local alkalinity decreases the water reduction correspondingly. Hence, the pH regulation provided by the rotation during RRDE experiments subdues the rate of water reduction and carves the path for higher CO₂RR selectivity.

4. CONCLUSIONS AND FUTURE WORK

In conclusion, we have developed here an online rotating ring disk electrode voltammetry method for the quantification of CO and H₂ formation during the course of the CO₂RR. In this respect, Au acts as a model catalyst, and in the future this technique can be employed for the fast screening of novel catalysts that are expected to make CO as the most significant product of electrocatalytic CO₂RR. Moreover, we show that, by providing convection, the concentration of CO₂ at the interface is maintained to be equivalent to its concentration in the bulk, and therefore, a stable rate for CO₂RR is achieved. Importantly, enhanced mass transport also acts as a local pH regulator because it mitigates the local buildup of OH⁻ ions formed in the vicinity of the electrode. This helps in steering the faradaic selectivity toward CO₂RR by suppressing water reduction to H₂. Interestingly, it is observed that water reduction on the Au surface improves with increasing alkalinity. This further points to the fact that water reduction is the predominant branch of the HER that competes with the CO₂RR in the usually employed 0.1 M bicarbonate electrolytes. However, care should be exercised in extending the conclusions of the present study beyond the coinage metals, since the reaction mechanism (including the rate-determining step and the product identity) can also have a profound impact on the observed trends for rotation rate dependence.

The inferences drawn from this work show that mass transport provides a flexible way for tuning the faradaic

efficiency toward CO₂RR in aqueous electrolytes. In this regard, future work will focus on elucidating the role of various electrolyte parameters (buffer strength, nature of anions and cations) for CO₂RR and HER kinetics under well-defined mass transport conditions. Moreover, additional experimental work will allow one to formulate a comprehensive quantitative mass transport model, which can provide more general insights on the role of local concentration gradients for CO₂RR/HER selectivity.

■ ASSOCIATED CONTENT

SI Supporting Information

The Supporting Information is available free of charge at <https://pubs.acs.org/doi/10.1021/jacs.9b10061>.

Experimental and theoretical data (PDF)

■ AUTHOR INFORMATION

Corresponding Author

Marc T. M. Koper – Leiden Institute of Chemistry, Leiden University 2300 RA Leiden, The Netherlands; orcid.org/0000-0001-6777-4594; Email: m.koper@chem.leidenuniv.nl

Authors

Akansa Goyal – Leiden Institute of Chemistry, Leiden University 2300 RA Leiden, The Netherlands

Giulia Marcandalli – Leiden Institute of Chemistry, Leiden University 2300 RA Leiden, The Netherlands

Vladislav A. Mints – Leiden Institute of Chemistry, Leiden University 2300 RA Leiden, The Netherlands

Complete contact information is available at: <https://pubs.acs.org/doi/10.1021/jacs.9b10061>

Author Contributions

The manuscript was written through contributions of all authors. All authors have given approval to the final version of the manuscript.

Funding

Netherlands Organization for Scientific Research (NWO) and Shell Global Solutions.

Notes

The authors declare no competing financial interest.

■ ACKNOWLEDGMENTS

We gratefully acknowledge Dr. Emanuela Negro from Shell Global Solutions for the useful discussions on the application of RRDE for online CO detection. This work is part of the Advanced Research Center for Chemical Building Blocks (ARC CBBC) consortium, cofinanced by The Netherlands Organization for Scientific Research (NWO) and Shell Global Solutions.

■ REFERENCES

- (1) Seh, Z. W.; Kibsgaard, J.; Dickens, C. F.; Chorkendorff, I.; Nørskov, J. K.; Jaramillo, T. F. Combining theory and experiment in electrocatalysis: Insights into materials design. *Science* **2017**, *355* (6321), eaad4998.
- (2) Liu, X.; Xiao, J.; Peng, H.; Hong, X.; Chan, K.; Nørskov, J. K. Understanding trends in electrochemical carbon dioxide reduction rates. *Nat. Commun.* **2017**, *8*, 15438.
- (3) Wang, Y.; Liu, J.; Wang, Y.; Al-Enizi, A. M.; Zheng, G. Tuning of CO₂ Reduction Selectivity on Metal Electrocatalysts. *Small* **2017**, *13* (43), 1701809.

- (4) Cave, E. R.; Montoya, J. H.; Kuhl, K. P.; Abram, D. N.; Hatsukade, T.; Shi, C.; Hahn, C.; Nørskov, J. K.; Jaramillo, T. F. Electrochemical CO₂ reduction on Au surfaces: mechanistic aspects regarding the formation of major and minor products. *Phys. Chem. Chem. Phys.* **2017**, *19* (24), 15856–15863.

- (5) Hori, Y.; Murata, A.; Kikuchi, K.; Suzuki, S. Electrochemical reduction of carbon dioxides to carbon monoxide at a gold electrode in aqueous potassium hydrogen carbonate. *J. Chem. Soc., Chem. Commun.* **1987**, No. 10, 728–729.

- (6) Zhao, S.; Jin, R.; Jin, R. Opportunities and Challenges in CO₂ Reduction by Gold- and Silver-Based Electrocatalysts: From Bulk Metals to Nanoparticles and Atomically Precise Nanoclusters. *ACS Energy Letters* **2018**, *3* (2), 452–462.

- (7) Chen, Y.; Li, C. W.; Kanan, M. W. Aqueous CO₂ Reduction at Very Low Overpotential on Oxide-Derived Au Nanoparticles. *J. Am. Chem. Soc.* **2012**, *134* (49), 19969–19972.

- (8) Feng, X.; Jiang, K.; Fan, S.; Kanan, M. W. Grain-Boundary-Dependent CO₂ Electroreduction Activity. *J. Am. Chem. Soc.* **2015**, *137* (14), 4606–4609.

- (9) Hori, Y.; Takahashi, I.; Koga, O.; Hoshi, N. Electrochemical reduction of carbon dioxide at various series of copper single crystal electrodes. *J. Mol. Catal. A: Chem.* **2003**, *199* (1), 39–47.

- (10) Todoroki, N.; Tei, H.; Tsurumaki, H.; Miyakawa, T.; Inoue, T.; Wadayama, T. Surface Atomic Arrangement Dependence of Electrochemical CO₂ Reduction on Gold: Online Electrochemical Mass Spectrometric Study on Low-Index Au(hkl) Surfaces. *ACS Catal.* **2019**, *9*, 1383–1388.

- (11) Rosen, J.; Hutchings, G. S.; Lu, Q.; Rivera, S.; Zhou, Y.; Vlachos, D. G.; Jiao, F. Mechanistic Insights into the Electrochemical Reduction of CO₂ to CO on Nanostructured Ag Surfaces. *ACS Catal.* **2015**, *5* (7), 4293–4299.

- (12) Zhang, X.-G.; Jin, X.; Wu, D.-Y.; Tian, Z.-Q. Selective Electrocatalytic Mechanism of CO₂ Reduction Reaction to CO on Silver Electrodes: A Unique Reaction Intermediate. *J. Phys. Chem. C* **2018**, *122* (44), 25447–25455.

- (13) Dunwell, M.; Yang, X.; Setzler, B. P.; Anibal, J.; Yan, Y.; Xu, B. Examination of Near-Electrode Concentration Gradients and Kinetic Impacts on the Electrochemical Reduction of CO₂ using Surface-Enhanced Infrared Spectroscopy. *ACS Catal.* **2018**, *8*, 3999–4008.

- (14) Mistry, H.; Behafarid, F.; Reske, R.; Varela, A. S.; Strasser, P.; Roldan Cuenya, B. Tuning Catalytic Selectivity at the Mesoscale via Interparticle Interactions. *ACS Catal.* **2016**, *6* (2), 1075–1080.

- (15) Hall, A. S.; Yoon, Y.; Wuttig, A.; Surendranath, Y. Mesostructure-Induced Selectivity in CO₂ Reduction Catalysis. *J. Am. Chem. Soc.* **2015**, *137* (47), 14834–14837.

- (16) Gupta, N.; Gattrell, M.; MacDougall, B. Calculation for the cathode surface concentrations in the electrochemical reduction of CO₂ in KHCO₃ solutions. *J. Appl. Electrochem.* **2006**, *36* (2), 161–172.

- (17) Kas, R.; Kortlever, R.; Yilmaz, H.; Koper, M. T. M.; Mul, G. Manipulating the Hydrocarbon Selectivity of Copper Nanoparticles in CO₂ Electroreduction by Process Conditions. *ChemElectroChem* **2015**, *2* (3), 354–358.

- (18) Wuttig, A.; Yoon, Y.; Ryu, J.; Surendranath, Y. Bicarbonate Is Not a General Acid in Au-Catalyzed CO₂ Electroreduction. *J. Am. Chem. Soc.* **2017**, *139* (47), 17109–17113.

- (19) Jiang, X.; Cai, F.; Gao, D.; Dong, J.; Miao, S.; Wang, G.; Bao, X. Electrocatalytic reduction of carbon dioxide over reduced nanoporous zinc oxide. *Electrochem. Commun.* **2016**, *68* (Supplement C), 67–70.

- (20) Kas, R.; Hummadi, K. K.; Kortlever, R.; de Wit, P.; Milbrat, A.; Luiten-Olieman, M. W. J.; Benes, N. E.; Koper, M. T. M.; Mul, G. Three-dimensional porous hollow fibre copper electrodes for efficient and high-rate electrochemical carbon dioxide reduction. *Nat. Commun.* **2016**, *7*, 10748.

- (21) Luo, W.; Zhang, J.; Li, M.; Züttel, A. Boosting CO Production in Electrocatalytic CO₂ Reduction on Highly Porous Zn Catalysts. *ACS Catal.* **2019**, *9* (5), 3783–3791.

- (22) Yoon, Y.; Hall, A. S.; Surendranath, Y. Tuning of Silver Catalyst Mesostucture Promotes Selective Carbon Dioxide Conversion into Fuels. *Angew. Chem., Int. Ed.* **2016**, *55* (49), 15282–15286.
- (23) Chen, C.; Zhang, B.; Zhong, J.; Cheng, Z. Selective electrochemical CO₂ reduction over highly porous gold films. *J. Mater. Chem. A* **2017**, *5* (41), 21955–21964.
- (24) Schulz, K. G.; Riebesell, U.; Rost, B.; Thoms, S.; Zeebe, R. E. Determination of the rate constants for the carbon dioxide to bicarbonate inter-conversion in pH-buffered seawater systems. *Mar. Chem.* **2006**, *100* (1), 53–65.
- (25) Clark, E. L.; Resasco, J.; Landers, A.; Lin, J.; Chung, L.-T.; Walton, A.; Hahn, C.; Jaramillo, T. F.; Bell, A. T. Standards and Protocols for Data Acquisition and Reporting for Studies of the Electrochemical Reduction of Carbon Dioxide. *ACS Catal.* **2018**, *8* (7), 6560–6570.
- (26) Clark, E. L.; Bell, A. T. Direct Observation of the Local Reaction Environment during the Electrochemical Reduction of CO₂. *J. Am. Chem. Soc.* **2018**, *140* (22), 7012–7020.
- (27) Hori, Y.; Kikuchi, K.; Suzuki, S. Production of CO and CH₄ in electrochemical reduction of CO₂ at metal electrodes in aqueous hydrogencarbonate solution. *Chem. Lett.* **1985**, *14*, 1695–1698.
- (28) Dunwell, M.; Lu, Q.; Heyes, J. M.; Rosen, J.; Chen, J. G.; Yan, Y.; Jiao, F.; Xu, B. The Central Role of Bicarbonate in the Electrochemical Reduction of Carbon Dioxide on Gold. *J. Am. Chem. Soc.* **2017**, *139* (10), 3774–3783.
- (29) Feaster, J. T.; Shi, C.; Cave, E. R.; Hatsukade, T.; Abram, D. N.; Kuhl, K. P.; Hahn, C.; Nørskov, J. K.; Jaramillo, T. F. Understanding Selectivity for the Electrochemical Reduction of Carbon Dioxide to Formic Acid and Carbon Monoxide on Metal Electrodes. *ACS Catal.* **2017**, *7* (7), 4822–4827.
- (30) Zhang, B. A.; Ozel, T.; Elias, J. S.; Costentin, C.; Nocera, D. G. Interplay of Homogeneous Reactions, Mass Transport, and Kinetics in Determining Selectivity of the Reduction of CO₂ on Gold Electrodes. *ACS Cent. Sci.* **2019**, *5* (6), 1097–1105.
- (31) Singh, M. R.; Goodpaster, J. D.; Weber, A. Z.; Head-Gordon, M.; Bell, A. T. Mechanistic insights into electrochemical reduction of CO(2) over Ag using density functional theory and transport models. *Proc. Natl. Acad. Sci. U. S. A.* **2017**, *114* (42), E8812–E8821.
- (32) Wadas, A.; Rutkowska, I. A.; Bartel, M.; Zoladek, S.; Rajeshwar, K.; Kulesza, P. J. Rotating ring-disk voltammetry: Diagnosis of catalytic activity of metallic copper catalysts toward CO₂ electroreduction. *Russ. J. Electrochem.* **2017**, *53* (10), 1194–1203.
- (33) Zhang, J.; Pietro, W. J.; Lever, A. B. P. Rotating ring-disk electrode analysis of CO₂ reduction electrocatalyzed by a cobalt tetramethylpyridopyrroazine on the disk and detected as CO on a platinum ring. *J. Electroanal. Chem.* **1996**, *403* (1), 93–100.
- (34) Lates, V.; Falch, A.; Jordaan, A.; Peach, R.; Kriek, R. J. An electrochemical study of carbon dioxide electroreduction on gold-based nanoparticle catalysts. *Electrochim. Acta* **2014**, *128*, 75–84.
- (35) Duan, Z.; Henkelman, G. Calculations of the pH-Dependent Onset Potential for CO Electrooxidation on Au(111). *Langmuir* **2018**, *34* (50), 15268–15275.
- (36) Blizanac, B. B.; Arenz, M.; Ross, P. N.; Marković, N. M. Surface Electrochemistry of CO on Reconstructed Gold Single Crystal Surfaces Studied by Infrared Reflection Absorption Spectroscopy and Rotating Disk Electrode. *J. Am. Chem. Soc.* **2004**, *126* (32), 10130–10141.
- (37) Rodriguez, P.; Garcia-Araez, N.; Koverga, A.; Frank, S.; Koper, M. T. M. CO Electrooxidation on Gold in Alkaline Media: A Combined Electrochemical, Spectroscopic, and DFT Study. *Langmuir* **2010**, *26* (14), 12425–12432.
- (38) Lin, A. S.; Lin, J.; Huang, J. C. Electrochemical oxidation of dissolved carbon monoxide on gold electrode in alkaline medium. *Gold Bulletin* **2007**, *40* (1), 82–85.
- (39) Łukaszewski, M.; Soszko, M.; Czerwiński, A. Electrochemical Methods of Real Surface Area Determination of Noble Metal Electrodes – an Overview. *Int. J. Electrochem. Sci.* **2016**, *11*, 4442–4469.
- (40) Vos, J. G.; Koper, M. T. M. Examination and prevention of ring collection failure during gas-evolving reactions on a rotating ring-disk electrode. *J. Electroanal. Chem.* **2019**, *850*, 113363.
- (41) Alzahrani, H. A. H.; Buckingham, M. A.; Marken, F.; Aldous, L. Success and failure in the incorporation of gold nanoparticles inside ferri/ferrocyanide thermogalvanic cells. *Electrochem. Commun.* **2019**, *102*, 41–45.
- (42) Rodriguez, P.; Garcia-Araez, N.; Koper, M. T. M. Self-promotion mechanism for CO electrooxidation on gold. *Phys. Chem. Chem. Phys.* **2010**, *12* (32), 9373–9380.
- (43) Vos, J. G.; Wezendonk, T. A.; Jeremiasse, A. W.; Koper, M. T. M. MnO(x)/IrO(x) as Selective Oxygen Evolution Electrocatalyst in Acidic Chloride Solution. *J. Am. Chem. Soc.* **2018**, *140* (32), 10270–10281.
- (44) Bard, A. J.; Faulkner, L. R. *Electrochemical methods: fundamentals and applications*; Wiley: New York, 1980.
- (45) Wuttig, A.; Yaguchi, M.; Motobayashi, K.; Osawa, M.; Surendranath, Y. Inhibited proton transfer enhances Au-catalyzed CO₂-to-fuels selectivity. *Proc. Natl. Acad. Sci. U. S. A.* **2016**, *113* (32), E4585–E4593.
- (46) Ooka, H.; Figueiredo, M. C.; Koper, M. T. M. Competition between Hydrogen Evolution and Carbon Dioxide Reduction on Copper Electrodes in Mildly Acidic Media. *Langmuir* **2017**, *33* (37), 9307–9313.
- (47) Hori, Y.; Murata, A.; Takahashi, R. Formation of hydrocarbons in the electrochemical reduction of carbon dioxide at a copper electrode in aqueous solution. *J. Chem. Soc., Faraday Trans. 1* **1989**, *85* (8), 2309–2326.
- (48) Zhong, H.; Fujii, K.; Nakano, Y.; Jin, F. Effect of CO₂ Bubbling into Aqueous Solutions Used for Electrochemical Reduction of CO₂ for Energy Conversion and Storage. *J. Phys. Chem. C* **2015**, *119* (1), 55–61.
- (49) Ohmori, T.; Enyo, M. Hydrogen evolution reaction on gold electrode in alkaline solutions. *Electrochim. Acta* **1992**, *37* (11), 2021–2028.
- (50) Sasaki, T.; Matsuda, A. Mechanism of hydrogen evolution reaction on gold in aqueous sulfuric acid and sodium hydroxide. *J. Res. Inst. Catal., Hokkaido Univ.* **1982**, *29* (3), 113–132.
- (51) Pentland, N.; Bockris, J. O. M.; Sheldon, E. Hydrogen Evolution Reaction on Copper, Gold, Molybdenum, Palladium, Rhodium, and Iron: Mechanism and Measurement Technique under High Purity Conditions. *J. Electrochem. Soc.* **1957**, *104* (3), 182–194.
- (52) Resasco, J.; Lum, Y.; Clark, E.; Zeledon, J. Z.; Bell, A. T. Effects of Anion Identity and Concentration on Electrochemical Reduction of CO₂. *ChemElectroChem* **2018**, *5* (7), 1064–1072.
- (53) Birdja, Y. Y.; Pérez-Gallent, E.; Figueiredo, M. C.; Göttle, A. J.; Calle-Vallejo, F.; Koper, M. T. M. Advances and challenges in understanding the electrocatalytic conversion of carbon dioxide to fuels. *Nature Energy* **2019**, *4* (9), 732–745.
- (54) Xue, S.; Garlyyev, B.; Watzele, S.; Liang, Y.; Fichtner, J.; Pohl, M. D.; Bandarenka, A. S. Influence of Alkali Metal Cations on the Hydrogen Evolution Reaction Activity of Pt, Ir, Au, and Ag Electrodes in Alkaline Electrolytes. *ChemElectroChem* **2018**, *5* (17), 2326–2329.