



Universiteit
Leiden
The Netherlands

Continuity and Anomalous Fluctuations in Random Walks in Dynamic Random Environments: Numerics, Phase Diagrams and Conjectures

Avena, L.; Thomann, P.

Citation

Avena, L., & Thomann, P. (2012). Continuity and Anomalous Fluctuations in Random Walks in Dynamic Random Environments: Numerics, Phase Diagrams and Conjectures. *Journal Of Statistical Physics*, 147(6), 1041-1067. doi:10.1007/s10955-012-0502-1

Version: Not Applicable (or Unknown)

License: [Leiden University Non-exclusive license](#)

Downloaded from: <https://hdl.handle.net/1887/61417>

Note: To cite this publication please use the final published version (if applicable).

Continuity and anomalous fluctuations
in random walks in
dynamic random environments:
numerics, phase diagrams and conjectures.

L. Avena ¹
P. Thomann ¹

March 13, 2018

Abstract

We perform simulations for one dimensional continuous-time random walks in two dynamic random environments with fast (independent spin-flips) and slow (simple symmetric exclusion) decay of space-time correlations, respectively. We focus on the asymptotic speeds and the scaling limits of such random walks. We observe different behaviors depending on the dynamics of the underlying random environment and the ratio between the jump rate of the random walk and the one of the environment. We compare our data with well known results for static random environment. We observe that the non-diffusive regime known so far only for the static case can occur in the dynamical setup too. Such anomalous fluctuations give rise to a new phase diagram. Further we discuss possible consequences for more general static and dynamic random environments.

MSC 2010. Primary 60K37, 82D30; Secondary 82C22, 82C44.

Keywords: Random environments, random walks, law of large numbers, scaling limits, particle systems, numerics.

¹Institut für Mathematik, Universität Zürich, Winterthurerstrasse 190, Zürich, CH- 8057, Switzerland.
E-mail: luca.avena@math.uzh.ch.

1 Introduction

1.1 Random walk in static and dynamic random environments

Random Walks in Random Environments (RWRE) on the integer lattice are RWs on \mathbb{Z}^d evolving according to random transition kernels, i.e., their transition probabilities/rates depend on a random field (*static* case) or a stochastic process (*dynamic* case) called Random Environment (RE). Such models play a central role in the field of disordered systems of particles. The idea is to model the motion of a particle in an inhomogeneous medium. In contrast with standard homogeneous RW, RWRE may show several unusual phenomena as non-ballistic transience, non-diffusive scalings, sub-exponential decay for large deviation probabilities. All these features are due to impurities in the medium that produce trapping effects. Although they have been intensively studied by the physics and mathematics communities since the early 70's, except for the one-dimensional static case and few other particular situations, most of the results are of qualitative nature, and their behavior is far from being completely understood. We refer the reader to [23, 26] and [1, 14] for recent overviews of the state of the art in *static* and *dynamic* REs, respectively.

In this paper we focus on two one-dimensional models in dynamic RE. In particular, the RW will evolve in continuous time in (two-states) REs given by two well known interacting particle systems: independent spin flip and simple symmetric exclusion dynamics. Several classical questions regarding these types of dynamical models are still open while the behavior of the analogous RW in a i.i.d. static case is completely understood. We perform simulations focusing on their long term behavior. We see how such asymptotics are influenced as a function of the jump rate γ of the dynamic REs. The idea is that by tuning the speed of the REs, we get close to the static RE (γ close to 0) or to the averaged medium (γ approaching infinity). We observe different surprising phases which allow us to set some new challenging conjectures and open problems.

Although the choice of the models could appear too restrictive and of limited interest, as it will be clear in the sequel, such particular examples present all the main features and the rich behavior of the general models usually considered in the RWRE literature. The conjectures we state can be extended to a more general setup (see Section 4.3).

The paper is organized as follows. In this section we define the models and give some motivation. In Section 2 we review the results known for the analogous RW in a static RE. Section 3 represents the main novel. We present therein the results of our simulations which shine a light on the behavior of the asymptotic speed (Section 3.1) and on the scaling limits of such processes (Sections 3.2 and 3.3). When discussing each question we list several conjectures. In the last Section 4 we present a brief description of the algorithms, we discuss the robustness of our numerics and possible consequences for more general RE.

1.2 The model

We consider a one-dimensional RW whose transition rates depend on a dynamic RE given by a *particle system*. In Section 1.2.1, we first give a rather general definition of *particle systems* and then we introduce the two explicit examples we will focus on. In Section 1.2.2 we define the RW in such dynamic REs.

1.2.1 Random Environment: particle systems

Let $\Omega = \{0, 1\}^{\mathbb{Z}}$. Denote by $D_{\Omega}[0, \infty)$ the set of paths in Ω that are right-continuous and have left limits. Let $\{P^{\eta}, \eta \in \Omega\}$ be a collection of probability measures on $D_{\Omega}[0, \infty)$. A *particle system*

$$\xi = (\xi_t)_{t \geq 0} \quad \text{with} \quad \xi_t = \{\xi_t(x) : x \in \mathbb{Z}\}, \quad (1.1)$$

is a Markov process on Ω with law P^{η} , when $\xi_0 = \eta \in \Omega$ is the starting configuration. Given a probability measure μ on Ω , we denote by $P^{\mu}(\cdot) := \int_{\Omega} P^{\eta}(\cdot) \mu(d\eta)$ the law of ξ when ξ_0 is drawn from μ . We say that site x is occupied by a particle (resp. vacant) at time t when $\xi_t(x) = 1$ (resp. 0).

Informally, a *particle system* is a collection of particles (1's) on the integer lattice evolving in a Markovian way. Depending on the specific transition rates between the different configurations, one obtains several types of *particle systems*. Each particle may interact with the others: the evolution of each particle is defined in terms of local transition rates that may depend on the state of the system in a neighborhood of the particle. For a formal construction, we refer the reader to Liggett [18], Chapter I.

In the sequel we focus on two well known examples with strong and weak mixing properties, respectively.

(1) Independent Spin Flip (ISF)

Let $\xi = (\xi_t)_{t \geq 0}$ be a one-dimensional *independent spin-flip system*, i.e., a Markov process on state space Ω with generator L_{ISF} given by

$$(L_{ISF}f)(\eta) = \sum_{x \in \mathbb{Z}} [\lambda \eta(x) + \gamma(1 - \eta(x))] [f(\eta^x) - f(\eta)], \quad \eta \in \Omega, \quad (1.2)$$

where $\lambda, \gamma \geq 0$, f is any cylinder function on Ω , η^x is the configuration obtained from η by flipping the state at site x .

In words, this process is an example of a *non-interacting particle system* on $\{0, 1\}^{\mathbb{Z}}$ where the coordinates $\eta_t(x)$ are independent two-state Markov chains, namely, at each site (independently with respect to the other coordinates) particles flip into holes at rate λ and holes into particles at rate γ . This particle system has a unique ergodic measure given by the Bernoulli product measure with density $\rho = \gamma/(\gamma + \lambda)$ which we denote by ν_{ρ} (see e.g. [18], Chapter IV).

(2) Simple Symmetric Exclusion (SSE)

The SSE is an *interacting particle system* ξ in which particles perform a simple symmetric random walk at a certain rate $\gamma > 0$ with the restriction that only jumps on vacant sites are allowed. Formally, its generator L_{SSE} , acting on cylinder functions f , is given by

$$(L_{SSE}f)(\eta) = \gamma \sum_{\substack{x, y \in \mathbb{Z} \\ x \sim y}} [f(\eta^{x, y}) - f(\eta)], \quad \eta \in \Omega, \quad (1.3)$$

where the sum runs over unordered neighboring pairs of sites in \mathbb{Z} , and $\eta^{x, y}$ is the configuration obtained from η by interchanging the states at sites x and y .

It is known (see [18], Chapter VIII) that the family of Bernoulli product measures ν_{ρ} , with density $\rho \in (0, 1)$, characterize the set of equilibrium measures for this dynamics.

Remark 1.1. *Note that the ISF and the SSE are completely different types of dynamics. They are both Markovian in time but while the ISF has no spatial correlations, the SSE has space-time correlations. The ISF has very good mixing properties due to the fact that once γ and λ are given, no matter of the starting configuration, it will converge exponentially fast to the unique equilibrium given by ν_ρ with $\rho = \gamma/(\gamma + \lambda)$. On the contrary, the SSE dynamics is strongly dependent on the starting configuration and therefore does not satisfy any uniform mixing condition. In fact, it is a conservative type of dynamics with a family of equilibria given by $\{\nu_\rho : \rho \in (0, 1)\}$. Because of these substantial differences, in the sequel we will informally say that the ISF and the SSE are examples of fast and slowly mixing dynamics, respectively.*

1.2.2 RW on particle systems

Conditional on the particle system ξ , let

$$X = (X_t)_{t \geq 0} \tag{1.4}$$

be the continuous time random walk jumping at rate 1 with local transition probabilities

$$\begin{aligned} x \rightarrow x + 1 & \quad \text{at rate} & p \xi_t(x) + (1 - p) [1 - \xi_t(x)], \\ x \rightarrow x - 1 & \quad \text{at rate} & (1 - p) \xi_t(x) + p [1 - \xi_t(x)], \end{aligned} \tag{1.5}$$

with

$$p \in [1/2, 1). \tag{1.6}$$

In words, the RW X jumps according to an exponential clock with rate 1, if X is on occupied sites (i.e. $\xi_t(X_t) = 1$), it goes to the right with probability p and to the left with probability $1 - p$, while at vacant sites it does the opposite.

We write P_0^ξ to denote the law of X starting from $X(0) = 0$ conditional on ξ , and

$$\mathbb{P}_{\mu, 0}(\cdot) = \int_{D_\Omega[0, \infty)} P_0^\xi(\cdot) P^\mu(d\xi) \tag{1.7}$$

to denote the law of X averaged over ξ . We refer to P_0^ξ as the *quenched* law and to $\mathbb{P}_{\mu, 0}$ as the *annealed* law. In what follows, when needed, we will denote by

$$X(p, \gamma, \rho), \tag{1.8}$$

the RW X just defined either in the ISF or in the SSE environment starting from ν_ρ and jumping at rate γ . Note that in the ISF case, the parameter λ is uniquely determined once we fix γ and ρ .

From now on we assume w.l.o.g. $\rho \in [1/2, 1)$. The choice of $p, \rho \in [1/2, 1)$ is not restrictive, indeed, due to symmetry, it is easy to see the following equalities in distribution

$$X(p, \rho, \gamma) \stackrel{\mathbb{P}}{=} X(1 - p, 1 - \rho, \gamma) \stackrel{\mathbb{P}}{=} -X(p, 1 - \rho, \gamma). \tag{1.9}$$

1.3 On mixing dynamics

In our models, the REs at each site have only two possible states (0 or 1), in most of the literature on RWRE, the models are defined in a more general framework where infinitely

many states are allowed. The first paper dealing with RW in dynamic RE goes back to [9]. Since then, there has been intensive activity and several advances have recently been made showing mostly LLN, invariance principles and LDP under different assumptions on the REs or on the transition probabilities of the walker. See for example [3, 5, 7, 8, 10, 14, 19] (most of these references are in a discrete-time setting). For an extensive list of reference we refer the reader to [1, 14].

One of the main difficulties in the analysis of random media arises when space-time correlations in the RE are allowed. Both models presented in Section 1.2.1 fit in this class but, as mentioned in Remark 1.1, their mixing properties are substantially different. The ISF dynamics belongs to the class of *fast mixing* environments which is known to be qualitatively similar to a homogeneous environment. In fact, a RW on this type of RE exhibits always diffusive scaling.

The SSE is an example of what we called *slowly mixing* dynamics. For a RW driven by these latter types of dynamics, we are not aware of any results other than [2, 4, 12]. One of the main result of our simulations is that the RW in (1.4) on the SSE, similarly to the RW in a static RE (see Section 2.2), may exhibit non-diffusive behavior (see Section 3.2). This latter result is related to trapping phenomena (see Sections 2.4 and 2.6) and suggests that, when considering *non-uniform slowly mixing* environments, the medium looks substantially different than a homogeneous one. This is confirmed by the rigorous annealed large deviation results in [2] (see the last paragraph in Section 2.3). Note that these results are due to the correlation structure of the RE but also depend on the following essential ingredients which produce some strong trapping effect: the one dimensional setting, the RW and the SSE being both nearest-neighbor, and the presence of local drifts to the right and to the left for the RW.

1.4 Particle systems as random environments

The reader may wonder why we consider random environments given by particle systems. Particle systems represent a natural physical example of a two-state dynamical RE. Particle system theory has been intensively developed in the last thirty years and results from this theory can be used in the present context (see e.g. [1, 2, 3, 4, 12, 13, 20]). Several results proven for such particular models can be extended to more general settings. Finally, as shown in this paper, these dynamics are not too complex from an algorithmic point of view allowing to obtain good approximations for the asymptotics.

2 Static case and trapping phenomena: review

We present in this section well known results for the analogous model in an i.i.d. static medium. Consider a *static* random environment $\eta \in \{0, 1\}^{\mathbb{Z}}$ with law ν_ρ , the Bernoulli product measure with density $\rho \in [1/2, 1)$. Given a realization of η , let $X = (X_t)_{t \geq 0}$ be the random walk with transition rates (compare with (1.5))

$$\begin{aligned} x \rightarrow x + 1 & \quad \text{at rate} & p\eta(x) + (1-p)[1 - \eta(x)] = c^+(\eta), \\ x \rightarrow x - 1 & \quad \text{at rate} & (1-p)\eta(x) + p[1 - \eta(x)] = c^-(\eta), \end{aligned} \tag{2.1}$$

with

$$p \in [1/2, 1). \tag{2.2}$$

2.1 Recurrence and LLN

In [22] it is shown that X is recurrent when $\rho = \frac{1}{2}$ and transient to the right when $\rho > \frac{1}{2}$. In the transient case both ballistic and non-ballistic behavior occur (see Figure 1), namely, $\lim_{t \rightarrow \infty} X_t/t = v_{\text{static}}$ exists for \mathbb{P}_{ν_ρ} -a.e. η , and

$$v_{\text{static}} \begin{cases} = 0 & \text{if } \rho \in [\frac{1}{2}, p], \\ > 0 & \text{if } \rho \in (p, 1]. \end{cases} \quad (2.3)$$

In particular, for $\rho \in (p, 1]$,

$$v_{\text{static}} = v_{\text{static}}(\rho, p) = (2p - 1) \frac{\rho - p}{\rho(1 - p) + p(1 - \rho)}. \quad (2.4)$$

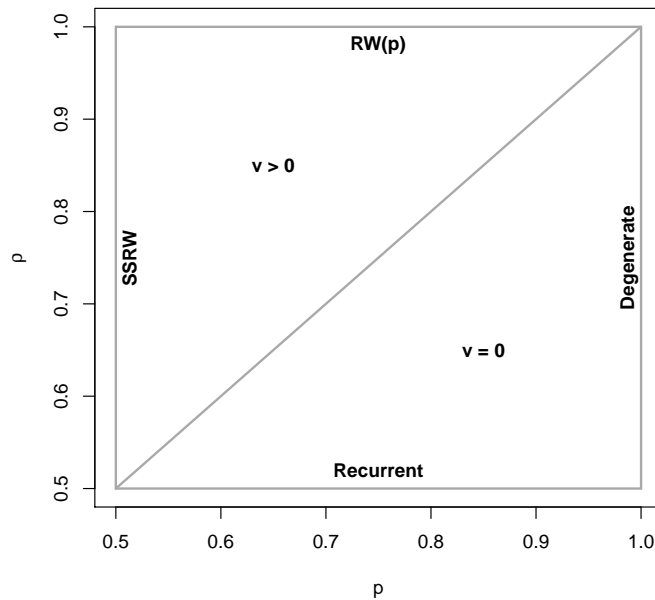


Figure 1: The sides of this square represent degenerate cases. In particular when $p = 1/2$ or $\rho = 1$, the RW X does not feel anymore the environment behaving as a Simple Symmetric Random Walk (SSRW in the picture) or as a homogeneous RW with drift $2p - 1$ (RW(p) in the picture), respectively. When $p = 1$ we are in a trivial degenerate case. When $\rho = 1/2$ we are in the recurrent case. Inside the square, by (2.3), above the diagonal we have transience with positive speed, while at and below the diagonal a non-ballistic transient regime holds, i.e. transience at zero-speed.

2.2 Scaling limits

The scaling limits of one-dimensional RWRE have been derived in quite a general framework in a series of papers (see [17, 21] and [25, 26] for a review of those results and references). It turns out that diffusive, super-diffusive or sub-diffusive regimes can occur. By diffusive regime, we mean that $X_t - vt$ divided by \sqrt{t} converges in distribution to a non-degenerate Gaussian distribution, while we refer to super- or sub-diffusive regime when $X_t - vt$ has to be rescaled by some factor of order t^α , with α bigger or smaller than $1/2$, respectively, to converge weakly to some non-degenerate distribution. We now review the different scalings in the i.i.d. static RE. In what follows we focus only on the annealed law.

When X is recurrent, [21] showed that X is extremely sub-diffusive and it converges weakly to a non-degenerate random variable Z , namely,

$$\frac{\sigma^2 X_t}{(\log t)^2} \xrightarrow[t \rightarrow \infty]{(\mathbb{P}_{\nu_\rho})} Z, \quad (2.5)$$

where σ^2 is a positive constant and Z is a random variable with a non-trivial law that was later identified by Kesten [16]. In this case, X is called Sinai's random walk.

When X is right-transient, [17] proved that the key quantity to determine the right scaling is the root s of the equation

$$\mathbb{E}_{\nu_\rho} \left[\left(\frac{c^-(\eta)}{c^+(\eta)} \right)^s \right] = 1, \quad (2.6)$$

where $c^-(\eta)$ and $c^+(\eta)$ represent the rates to jump to the left and to the right, respectively (see (2.1)). In particular, they proved that when $s > 2$, X is diffusive with Gaussian limiting distribution, while for $s \in (0, 2]$ super- or sub-diffusivity occur with some non-trivial stable law of parameters (s, b) as limiting distribution (b is a constant, see also Theorem 2.3 in [26] for more details and references). The proof is based on the analysis of hitting times and makes use of the extra assumption that $\log \left[\frac{c^-(\eta)}{c^+(\eta)} \right]$ has a non-arithmetic distribution. This latter is a delicate technical assumption (see also Remark 3 in [17]) not satisfied in our model since

$$\log \left[\frac{c^-(\eta)}{c^+(\eta)} \right] = [2\eta(0) - 1] \log \left(\frac{1-p}{p} \right) \quad (2.7)$$

does have an arithmetic distribution. At the present state of the art, the role of this assumption is not entirely clear. There are examples in the literature in which by dropping it, the convergence in distribution does not hold (see e.g. [6] Section 8 and references therein). For our model (2.1), we performed simulations (see Figures 3 and 4) which clearly suggest that the arithmetic law of (2.7) does not play any role, namely, the scaling behavior of X is like in the general case under the assumption of a non-arithmetic law. The following list summarizes the different scalings of X .

- Diffusive: $s > 2$, scaling order \sqrt{t} .
- Super-diffusive: $s \in (0.5, 2)$.
 - $s \in (1, 2)$: scaling order $t^{1/s}$.
 - $s = 1$: scaling order $t/\log t$.
 - $s \in (0, 1)$: scaling order t^s .

- Diffusive: $s = 0.5$, scaling order \sqrt{t} .
- Sub-diffusive: $s \in (0, 0.5)$, scaling order t^s .

In our model, the explicit solution of (2.6) is given by

$$s = s(p, \rho) = \frac{\log\left(\frac{1-\rho}{\rho}\right)}{\log\left(\frac{1-p}{p}\right)} > 0, \quad \text{for } p, \rho > 1/2. \quad (2.8)$$

Figure 2 shows the phase diagram in (ρ, p) of the regimes just described.

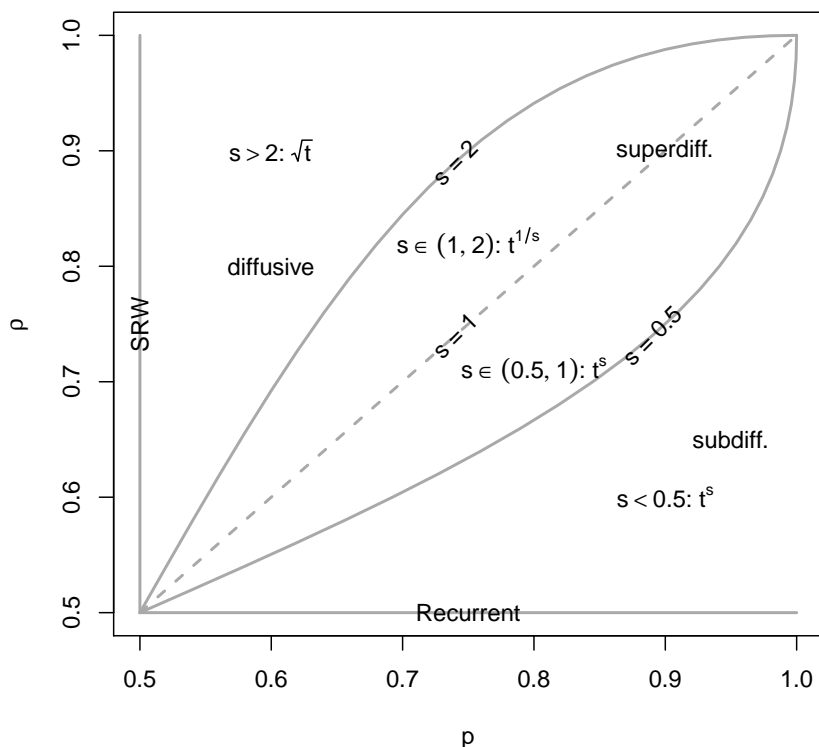


Figure 2: The sides of the square represent degenerate cases (see Figure 1). When $\rho = 1/2$ we are in the so called Sinai case in which X is recurrent and extremely sub-diffusive. We call “leaf” the region around the diagonal delimited by the curves $f_1(p) = (1-p)^2/p^2$ and $f_2(p) = (p - \sqrt{p(1-p)})/(2p-1)$ corresponding to $s = 2$ and $s = 0.5$, respectively. The area above the leaf corresponds to the diffusive case with $s > 2$, inside the leaf we have the super-diffusive regime while in the lower remaining region for $s \in (0, 0.5)$ we have the sub-diffusive regime.

As we mentioned, we tested numerically the results presented so far (see Section 4.1 for a description of the algorithms we implemented). Figures 3 and 4 show that our numerics match the theoretical picture just described.

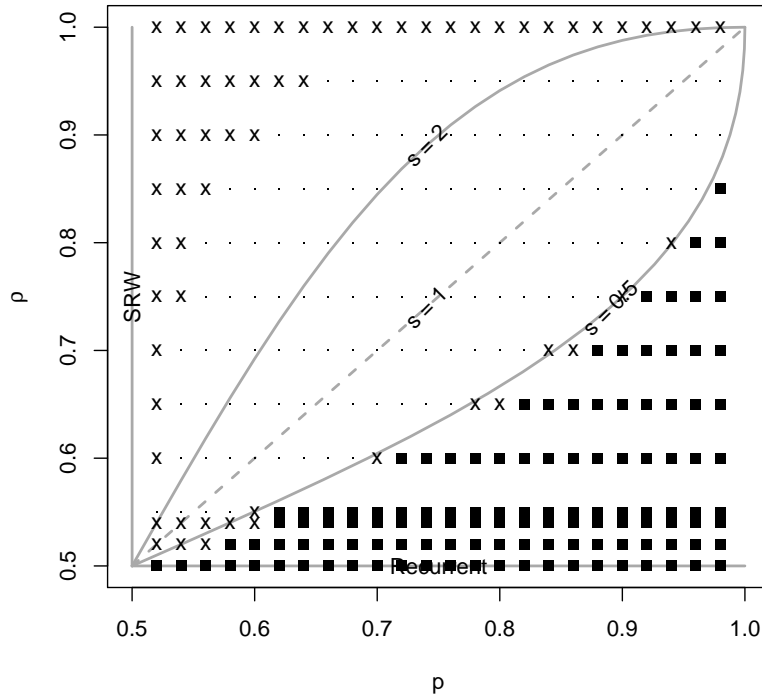


Figure 3: For each of the points marked with a black square, a dot or a cross, we performed numerical experiments (similar to those explained in Section 3.3) to determine the scaling exponents of $X = X(p, \rho)$. The symbols square, dot or cross mean that for the corresponding points, our numerical estimates gave a sub-, a super- or a diffusive scaling exponent, respectively. Note that except for a small region in between super-diffusive and diffusive regimes (it is reasonable to have numerical fluctuations close to a phase transition), the experiments confirm the theoretical picture. Figure 4 provides a few explicit examples of our numerics in the different regimes.

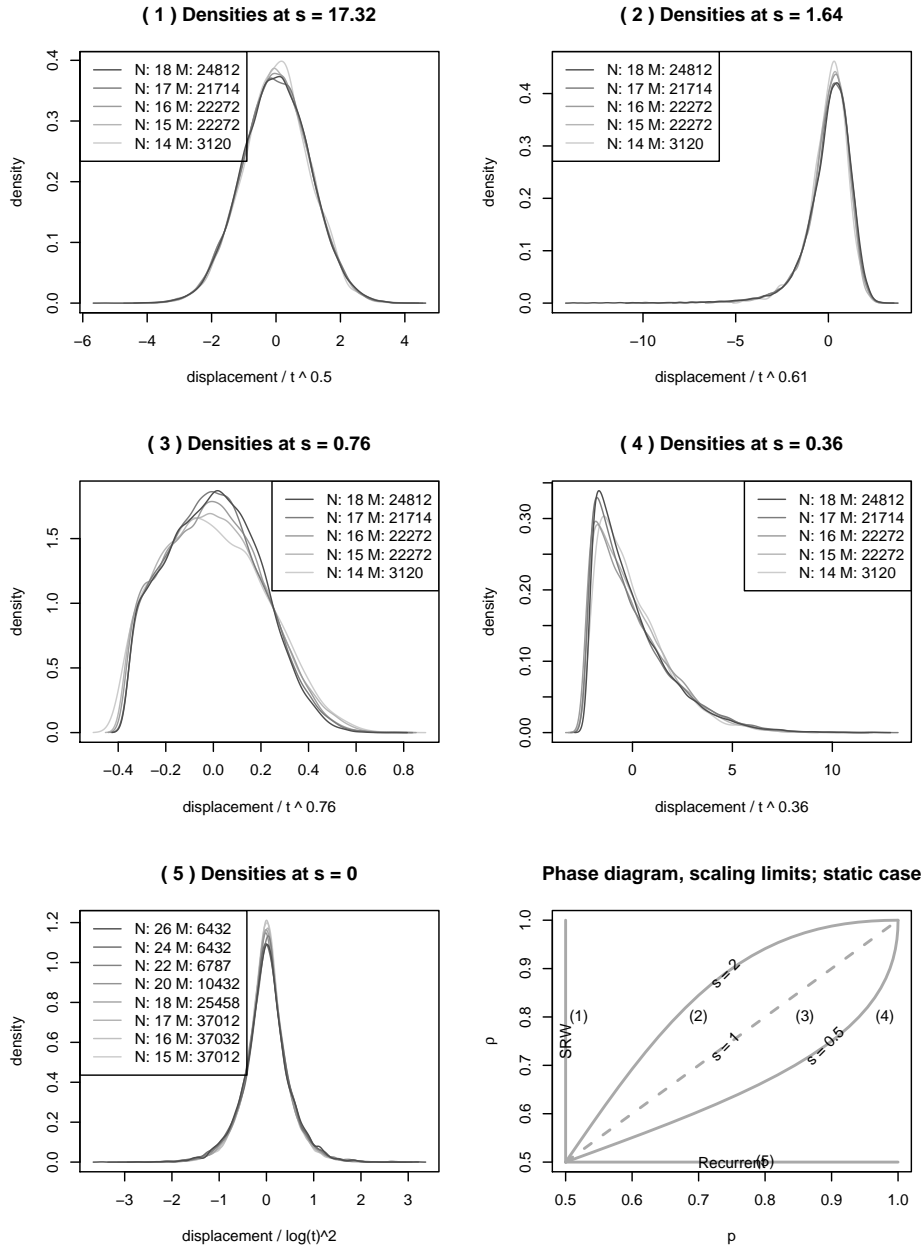


Figure 4: A few explicit examples of the densities obtained via our numerics in each of the different scaling regimes. In the right bottom picture the (p, ρ) -points associated to each labelled plot are specified. In each plot we overlapped the densities obtained with independent experiments at the different times $n = 2^N$, over samples of size M , properly rescaled. In particular, (1),(2),(3),(4) and (5) correspond to ballistic diffusive, ballistic super-diffusive, transient zero-speed super-diffusive, transient zero-speed sub-diffusive and recurrent Sinai case, respectively.

2.3 Large Deviations for the empirical speed

For the empirical speed of a one-dimensional RW in a static RE, quenched and annealed Large Deviation Principles (LDPs) and refined large deviations estimates have been obtained in a series of papers (see e.g. [11, 15, 24, 26]). We just mention that for the RW X defined through (2.1), when $v > 0$, the rate function associated to the LDP at rate t is zero on the whole interval $[0, v]$. Roughly speaking, this is saying that for $\theta \in [0, v)$, $P(X_t/t \approx \theta)$ decays sub-exponentially in t . We recall that for homogeneous RW such a decay is always exponential. This phenomenon is due to trapping effects which we briefly introduce in the next section.

Large deviation estimates for the dynamical models in Section 1.2 were obtained in [2]. In particular, it is shown that in the ISF case the rate function has a unique zero (as for homogeneous RW) while in the SSE case, the rate function (at least under the annealed measure) presents a flat piece as we just described for the i.i.d. static case.

2.4 Trapping phenomena

The anomalous behaviors like the transient regime at zero-speed, the non-diffusivity, as well as the sub-exponential decay of the large deviations probabilities we reviewed, are due to the presence of traps in the medium, i.e., localized regions where the walk spends a long time with a high probability. To get an intuition, the next picture shows an explicit example of a trap. For a deeper insight of trapping phenomena we should introduce the random potential representation of the environment for which we refer the reader to the literature (see e.g. [21] and other references in [26]).

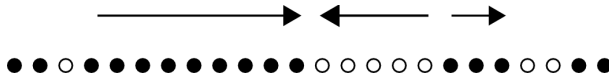


Figure 5: An example of a trap, even though the global drift is to the right, i.e. $\rho > 1/2$, a long interval with vacant sites creates a region with local drift against the global one. To cross such a trap X needs an average number of trials that is exponential in the size of the interval.

2.5 The averaged medium

In the sequel we will refer to the RW in the *averaged medium*, $Y(\text{averaged})$, for the homogeneous nearest neighbor RW with transition rates

$$\begin{aligned} x \rightarrow x + 1 & \quad \text{at rate} \quad p\rho + (1-p)(1-\rho), \\ x \rightarrow x - 1 & \quad \text{at rate} \quad (1-p)\rho + p(1-\rho), \end{aligned} \tag{2.9}$$

where $\rho, p \in [1/2, 1)$. It easily follows that such a RW is right transient as soon as $p > 1/2$ and $\rho \neq 1/2$. Moreover, by the law of large numbers for i.i.d. sequences, we get that

$$\begin{aligned} \lim_{t \rightarrow \infty} \frac{Y_t(\text{averaged})}{t} &= v_{\text{averaged}}(p, \rho) \\ &= (2\rho - 1)(2p - 1), \quad a.s. \end{aligned} \tag{2.10}$$

This RW would correspond to the walker defined in (1.4) which observes at each lattice position a constant density of particles ρ . That is, between two jumps of the walker the environment is replaced by one that is an independent sample drawn from ν_ρ .

In the dynamical models of Section 1.2.1, both particle systems are assumed to be in equilibrium with density ρ and exhibit some decay of correlations in time. Hence, roughly speaking, if γ approaches infinity, the environment becomes asymptotically independent between two jumps of the walker. Therefore, under the annealed law, we expect for both models that there is some convergence to the averaged medium as $\gamma \rightarrow \infty$.

2.6 Towards the dynamic RE: dissolvement of traps

In the previous sections we saw that the RW X in the static RE $\eta \in \{0, 1\}^{\mathbb{Z}}$ sampled from the Bernoulli product measure ν_ρ presents “slow-down phenomena” due to the presence of *traps*. The dynamical models in Section 1.2.2 can be interpreted as the model in the static RE when we “switch on” some stochastic dynamics which allows particles of the RE to move (SSE dynamics) or to be created/annihilated (ISF dynamics). The natural question is then:

How does the dynamics of the random environment influence

the trapping effects present in the static case?

In the sequel we will present the outcome of simulations for the empirical speed of X in the different REs of Section 1.2.1 and we will compare them with the static and the averaged medium case. Note that ν_ρ is an equilibrium measure for both particle systems we use: ISF and SSE.

At a heuristic level, one should expect that the evolution of particles in dynamic REs favors the dissolvement of traps, consequently the RW X in the dynamic RE should be “faster” than in the static medium. In other words, the long stretches of holes present at time zero, and responsible of the slow-down phenomena in the static case, get destroyed by the movement of particles in the dynamic case. As a counter effect the dynamics can create new traps during the evolution of the RW X . Nevertheless, in the static case, the *traps* are frozen, while in the dynamic case, all the *traps* have an a.s. finite survival time. Such intuitive arguments suggest that the displacement of the RW X should be bigger in the dynamic case than in the static one. Figure 6 illustrates this intuitive domination; it represents simulated trajectories of the RW in the three different random environments (static, ISF, SSE) starting from the same configuration sampled from ν_ρ at a given p .

Furthermore, depending on the specific dynamics of the underlying particle system, the survival time and the nature of a typical trap have to be different. In fact, if we consider a trap as in Figure 5 formed by an interval filled of holes. It is clear that in the ISF case, since particles can be created at each site at a given rate, such a trap gets easily destroyed. In the SSE cases, due to the conservation law, to dissolve such a trap, we have to wait for particles from outside the interval to invade it.

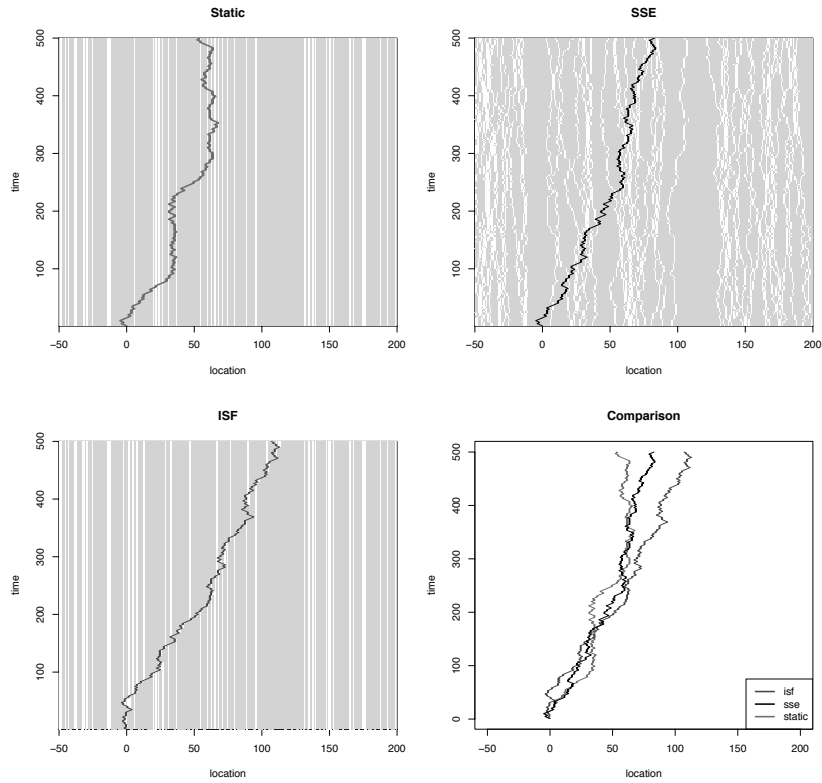


Figure 6: Three simulated trajectories of X in the static, ISF and SSE environments starting from the same configuration. $(p, \rho) = (0.7, 0.8)$, and $\gamma = 0.1$ for ISF and SSE. These trajectories are compared in the bottom right picture showing the intuitive domination mentioned above. The background of the other plots displays realizations of the corresponding RE. In particular gray and white mean presence or absence of particles, respectively. Note that in the ISF case, due to the independence in space of the dynamics, the RE has been updated only around the RW trajectory, (see the description of the algorithm in Section 4.1).

3 Results and conjectures

In this section we finally present the outcome of the simulations for the asymptotics of X in the different cases. Section 3.1 concerns the asymptotic speed as a function of the parameters (ρ, p, γ) while Sections 3.2 and 3.3 focus on the scaling limits. We give formal conjectures and discuss them based on the analysis of the data. The data will be presented in the form of figures. In the sequel, the jump rate γ of the RE plays a central role. Throughout the paper we assumed, for simplicity, the RW jumping at rate 1, if instead we let it jump at any other rate $\lambda > 0$, the same results would hold replacing γ by γ/λ .

3.1 Asymptotic speed

Denote by $X_n = X_n(\rho, p, \gamma)$ the position of the RW in (1.4) after n exponential times of rate 1. In this section we analyze the behavior of the asymptotic speed which we obtained by evaluating for large n

$$v_n = v_n(\rho, p, \gamma) := \frac{1}{nM} \sum_{i=1}^M X_n^{(i)}, \quad (3.1)$$

over a sample of M independent experiments (the values of M 's and n 's will be specified in the figures.)

Conjecture 3.1. *Let $\gamma > 0$, $(p, \rho) \in [1/2, 1) \times [1/2, 1)$, and assume ξ is the SSE, then $P^\mu - \xi$ a.s.*

$$\exists \lim_{t \rightarrow \infty} \frac{X_t(p, \rho, \gamma)}{t} =: v(p, \rho, \gamma) \in \mathbb{R}.$$

Conjecture 3.1 should hold in great generality at least for translation invariant RE. At the present state of the art, the existence of an almost sure constant speed has been proven for dynamic REs with “good” mixing properties in space and time (see [3, 5, 13, 20]) except in [4] which instead uses a strong elliptic condition. In particular, Conjecture 3.1 is a rigorous statement if ξ is the ISF (see [3, 20]).

Conjecture 3.2. *Let ξ be either the SSE or the ISF. For any $\gamma > 0$, $p \in (1/2, 1)$, the function $\rho \mapsto v(p, \rho, \gamma)$ is continuous and non-decreasing.*

Note that the monotonicity is trivial once the existence of $v(p, \rho, \gamma)$ is given. Indeed, it follows by the fact that for any $\rho < \rho'$, the RWs $X_t(p, \rho, \gamma)$ and $X_t(p, \rho', \gamma)$ can be coupled so that they remain ordered. Figure 7 below illustrates the mentioned monotonicity. In particular, it refers to the outcome of the numerics produced in the case of the SSE with $p = 0.8$. We remark that the same qualitative picture holds in the ISF case and for any other choice of $p \in (1/2, 1)$.

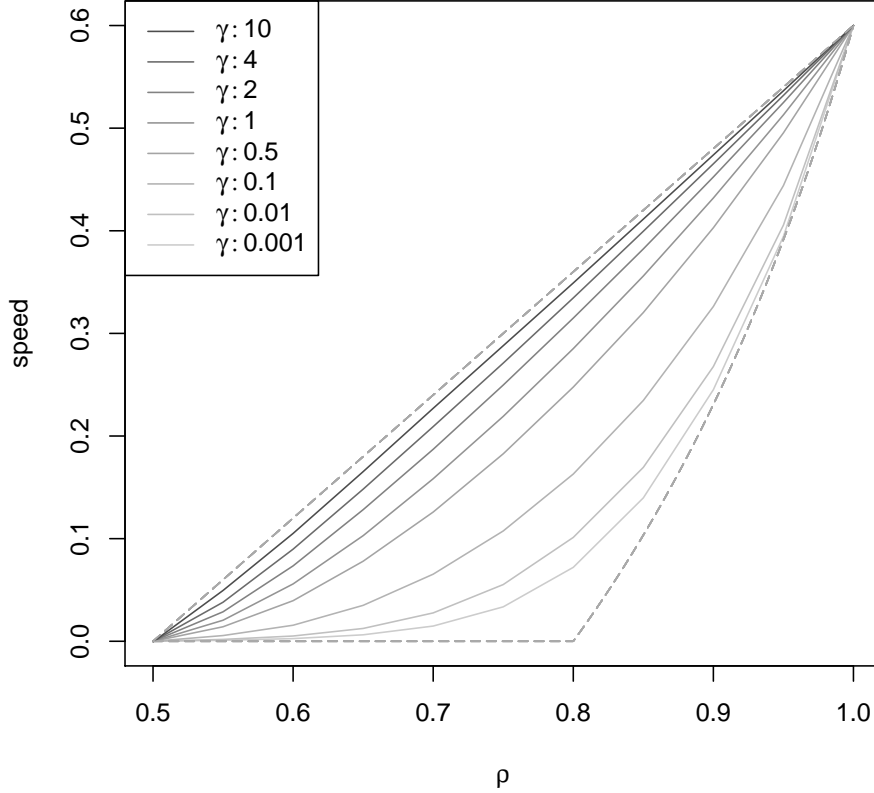


Figure 7: The lower and the upper dashed curves correspond to the speeds in the static (2.4) and the averaged medium (2.10) cases, respectively. The different solid curves represent the function $\rho \mapsto v(0.8, \rho, \gamma)$ at the different γ 's specified. In particular, each curve is obtained after interpolating 11 points at distance 0.05, where each point has been obtained by averaging over a sample with at least $M = O(10^3)$ simulations of the empirical speed v_n in (3.1) with $n = 2^{16}$. This picture has been produced by using the SSE as RE.

Conjecture 3.3. *Let ξ be either the SSE or the ISF. Then the function $\gamma \mapsto v(p, \rho, \gamma)$ is continuous and non-decreasing. Moreover*

$$\lim_{\gamma \downarrow 0} v(p, \rho, \gamma) = v_{\text{static}}(p, \rho), \quad (3.2)$$

$$\lim_{\gamma \rightarrow \infty} v(p, \rho, \gamma) = v_{\text{averaged}}(p, \rho). \quad (3.3)$$

Conjecture 3.3 is supported by the results of the experiments presented in Figures 7 and 8. To state the next conjecture which describes the behavior of the speed as a function of p , we introduce some quantities defined in terms of γ for fixed $\rho \in (1/2, 1)$.

Conjecture 3.4. *Let ξ be either the SSE or the ISF. Fix $\rho \in (1/2, 1)$. Define*

$$\gamma_1(\rho) := \inf\{\gamma > 0 : v(p, \rho, \gamma) > 0 \text{ for all } p > 1/2\}, \quad (3.4)$$

$$\gamma_2(\rho) := \inf\{\gamma > 0 : p \mapsto v(p, \rho, \gamma) \text{ is concave}\}, \quad (3.5)$$

$$\gamma_3(\rho) := \inf\{\gamma > 0 : p \mapsto v(p, \rho, \gamma) \text{ is non-decreasing}\}. \quad (3.6)$$

Then, the function $p \mapsto v(p, \rho, \gamma)$ is continuous. Moreover,

$$0 \leq \gamma_1(\rho) < \gamma_2(\rho) < \gamma_3(\rho) < \infty. \quad (3.7)$$

Conjecture 3.4 states the existence of several critical γ 's for which we see a different behavior of the speed as a function of p . Figure 8 below shows such a scenario in the SSE case at a given $\rho = 0.8$. Again, the same qualitative picture holds for any other $\rho \in (1/2, 1)$ or by considering the ISF. Above $\gamma_3(\rho)$ the function $p \mapsto v(p, \rho, \gamma)$ is increasing, while it starts to become non-monotone for $\gamma < \gamma_3(\rho)$. Below $\gamma_2(\rho)$ it loses the concavity and for $\gamma \leq \gamma_1(\rho)$ it possibly starts to have a vanishing piece. A crucial issue is to understand if

$$\gamma_1(\rho) > 0. \quad (3.8)$$

The positivity of $\gamma_1(\rho)$ would imply a surprising transient regime with zero speed which so far has been proven only in the static case (see Section 2.1). In the case of the ISF, it follows from [20] that $\gamma_1(\rho) = 0$. It might still be that $\gamma_1(\rho) > 0$ in the SSE case. Unfortunately, we feel not able to conjecture anything based on our numerics since on one hand in the corresponding region $\gamma \ll 1$, at the time scales we could achieve, the simulation may just be a weak perturbation of the static case, and on the other hand this is a very delicate phenomenon to test statistically since of course in any transient regime the expected speed at finite time is strictly positive. We therefore leave (3.8) as a key open problem of this model.

The loss of monotonicity for low γ 's is related to the strength of the traps. In the static case, the speed $p \mapsto v(p, \rho, \gamma)$ looks like the dashed lower curve in figure 8 at any fixed $\rho \in (1/2, 1)$. For p big enough it starts to become decreasing until it vanishes. Intuitively, this is saying that when we increase p , no matter what the size of a typical trap is, the holes tend to act almost as reflecting barriers.

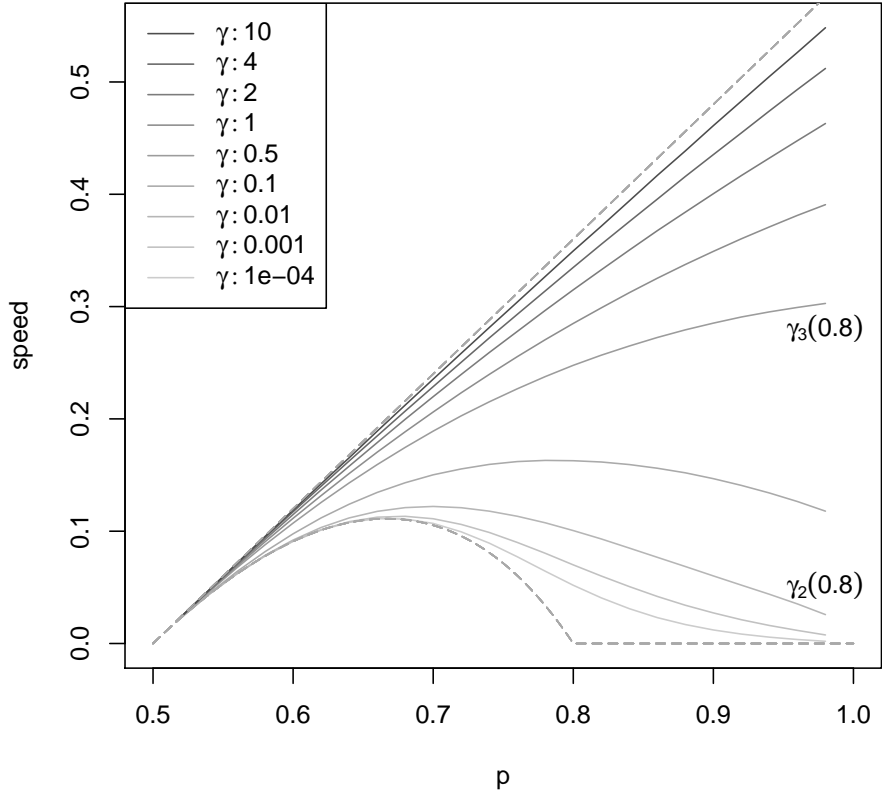


Figure 8: $\rho = 0.8$. The lower and the upper dashed curves correspond to the speeds in the static (2.4) and the averaged medium (2.10) cases, respectively. The different solid curves represent the function $p \mapsto v(p, 0.8, \gamma)$ at the different specified γ 's. Each solid curve is obtained after interpolating 26 points at distance 0.02, where each point has been obtained by averaging over the outcome of samples with at least $M = O(10^3)$ independent simulations of the empirical speed v_n in (3.1) with $n \geq 2^{18}$. This plot has been produced by using the SSE as a RE.

Figure 9 presents a quantitative version of Conjecture 3.4 in both the ISF and SSE cases.

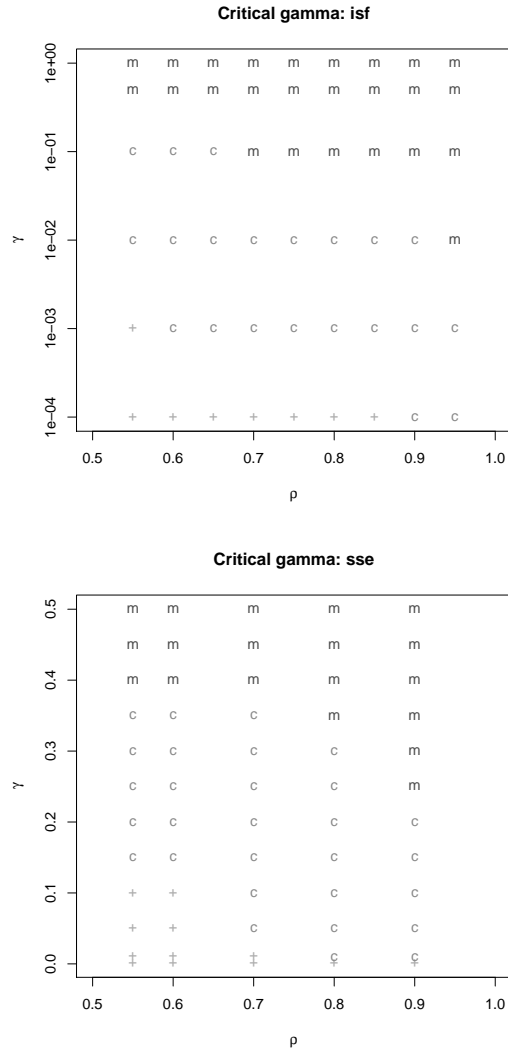


Figure 9: Quantitative phase diagrams describing Conjecture 3.4 in the ISF and the SSE environments. To each (ρ, γ) we associate the symbols m, c or +. They mean that the corresponding speed is a monotone, concave and non-concave function of p . $\gamma_3(\rho)$ would correspond to the curve in between the regions of m's and c's, while $\gamma_2(\rho)$ would be the line separating the regions with c's and +'s.

3.2 Scaling limits and phase diagram: SSE

We now turn to the analysis of the scaling limit of X . The ISF case belongs to the class of dynamic RE with strong mixing properties and it is known that for such dynamics for any $\gamma > 0$, X satisfies a functional CLT (see e.g. [20]). In the sequel we therefore focus only on the SSE case. We just mention that we checked numerically the known diffusivity of the ISF case. We obtained excellent agreement in this case except for very few points close to degenerate cases, i.e. for γ too small and $(p, \rho) \approx (1, 1)$ (see also the discussion in Section 4.2).

Our main conjecture is:

Conjecture 3.5. *Let ξ be the SSE. There exist two monotone functions $\tilde{\gamma}_1, \tilde{\gamma}_2 : [1/2, 1]^2 \mapsto \mathbb{R}^+$ with*

i) $\tilde{\gamma}_i$ equals zero only on the sets $A_i, i = 1, 2$, defined by

$$A_1 := \{(p, \rho) \in [1/2, 1]^2 : \rho \leq f_1(p)\}, \quad (3.9)$$

$$A_2 := \{(p, \rho) \in [1/2, 1]^2 : \rho \leq f_2(p)\}, \quad (3.10)$$

with $f_1(p) = \frac{(1-p)^2}{p^2}$ and $f_2(p) = \frac{p - \sqrt{p(1-p)}}{2p-1}$ (see Figure 2),

ii) $\tilde{\gamma}_1 < \tilde{\gamma}_2$ whenever they are non-zero,

iii) $\tilde{\gamma}_i$ is increasing in p and decreasing in ρ , for any $(p, \rho) \in [1/2, 1]^2 \setminus A_i, i = 1, 2$,

and such that for any $(p, \rho) \in [1/2, 1]^2$, we have the following cases

1. $X(p, \rho, \gamma)$ is sub-diffusive for any $\gamma < \tilde{\gamma}_1(p, \rho)$
2. $X(p, \rho, \gamma)$ is super-diffusive for any $\tilde{\gamma}_1(p, \rho) < \gamma < \tilde{\gamma}_2(p, \rho)$
3. $X(p, \rho, \gamma)$ is diffusive for any $\gamma > \tilde{\gamma}_2(p, \rho)$ or at $\gamma = \tilde{\gamma}_1(p, \rho)$

This conjecture is the most interesting novel result of our numerics. Figures 10 and 11 show the qualitative scenario stated in Conjecture 3.5. Recall the “super-diffusive leaf” in Figure 2, note that the functions f_1 and f_2 represent the lower and the upper boundary of the leaf, respectively. The fact that for the ISF (and more generally for RE with space-time correlation with exponential or fast polynomial decay) at any $\gamma > 0$ we have a diffusive scaling, can be rephrased by saying that for any $\gamma > 0$ the leaf vanishes and any point $(p, \rho) \in [1/2, 1]^2$ corresponds to diffusive regime. On the other hand, in case of the SSE, Conjecture 3.5 says that as soon as we switch on the SSE dynamics (i.e. for small $\gamma > 0$) the leaf is still present and starts to move towards the p -axis as γ increases until a certain critical γ for which the leaf completely disappears. Note that the disappearance of the leaf for γ big enough is consistent with the fact that as γ increases we get closer and closer to the averaged medium case which is clearly diffusive. This observed phenomenon (although it could still be local, see Section 4.2) suggests that due to the slow-mixing properties of the exclusion dynamics, traps play a crucial role to determine the scaling limit of X . In particular, depending on the ratio of the jump rate of the walker and the one of the SSE, we can observe diffusivity or not.

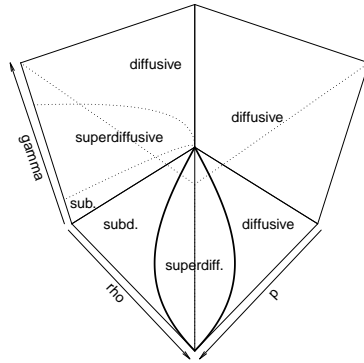


Figure 10: A qualitative picture of the phase diagram described in Conjecture 3.5 in the degenerate cases $\rho = 1/2$ (recurrent case) and $p = 1/2$ (SSRW). The lower and upper dotted curves at $\rho = 1/2$ represent $\tilde{\gamma}_1(p, 1/2)$ and $\tilde{\gamma}_2(p, 1/2)$, respectively.

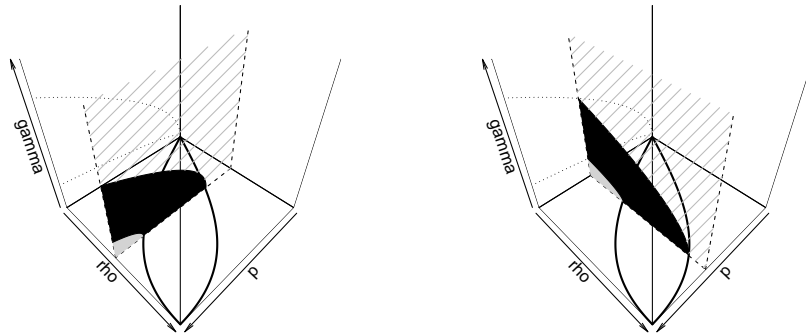


Figure 11: Two qualitative sections of the phase diagram described in Conjecture 3.5 for fixed ρ (on the left) and p (on the right). The areas of those sections in gray, black and striped correspond to sub-diffusive, super-diffusive and diffusive regimes, respectively. In particular, the lower and upper curves bounding the black areas represent $\tilde{\gamma}_1$ and $\tilde{\gamma}_2$, respectively.

Figures 12–13–14–15–16 show some of the data supporting Conjecture 3.5. In Section 3.3 we describe how we obtained these phase diagrams.

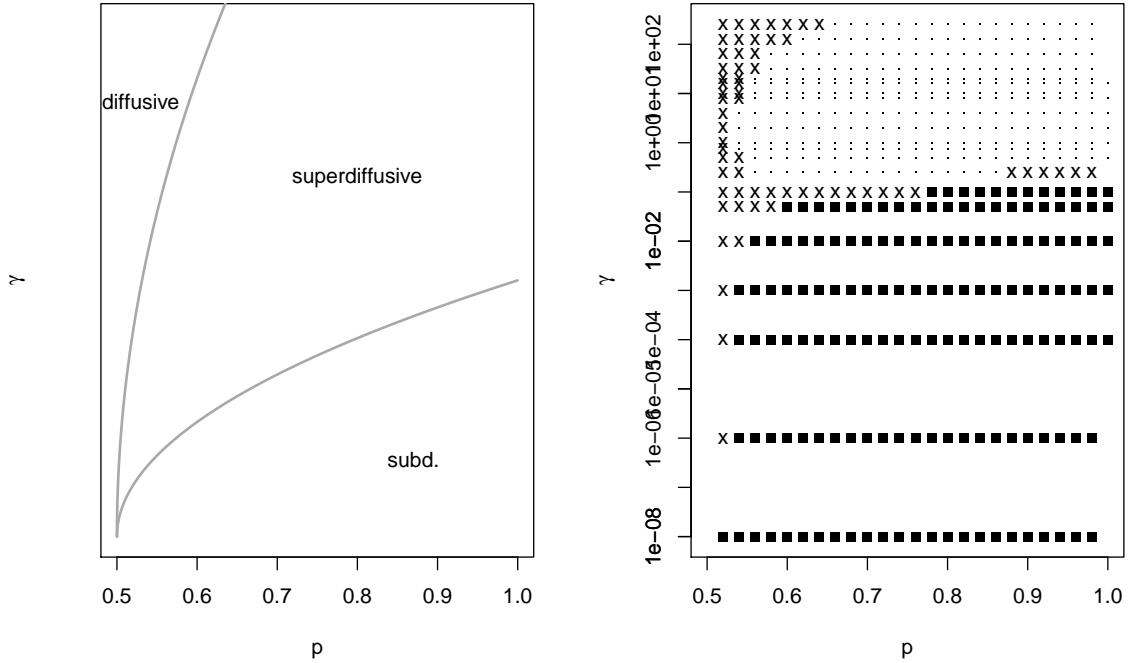


Figure 12: The section of the phase diagram in the recurrent case, i.e. $\rho = 0.5$. On the left the qualitative picture, on the right the outcome of our experiments supporting the qualitative phase diagram. The crosses, the dots, and the black squares mean that for the corresponding (ρ, γ) points our test gave an exponent equal (diffusive), bigger (super-diffusive), or smaller (sub-diffusive) than $1/2$, respectively. More precisely, we assigned a cross at any estimated exponent in between $[0.49, 0.51]$. Note that as in the lower part of the leaf for the static case (see Figure 2), on the line dividing the sub- and super-diffusive regimes the scaling is diffusive.

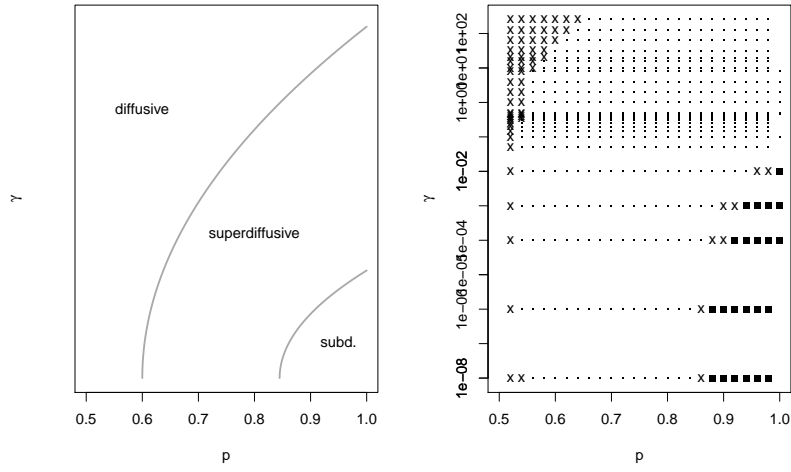


Figure 13: The section of the phase diagram at $\rho = 0.7$. On the left the qualitative picture, On the right the outcome of our experiments. As in the previous picture, crosses, dots, and squares correspond to diffusive, super- and sub-diffusive regimes, respectively.

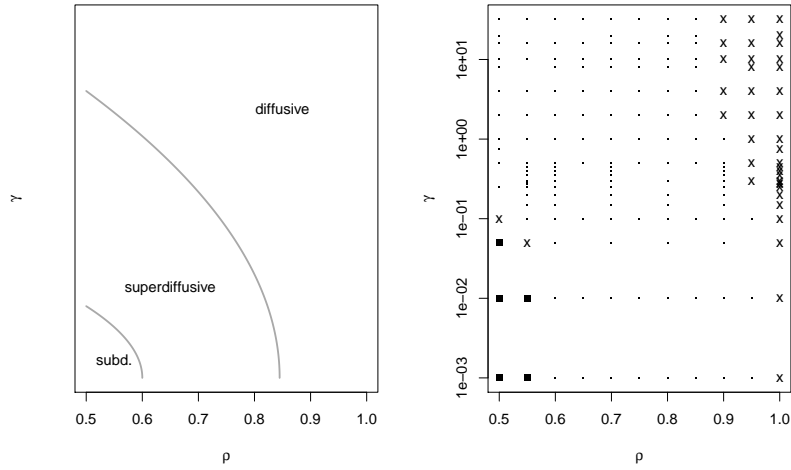


Figure 14: The section of the phase diagram at $p = 0.7$. On the left the qualitative picture, on the right the outcome of our experiments. As in the previous pictures, crosses, dots, and squares correspond to diffusive, super- and sub-diffusive regimes, respectively.

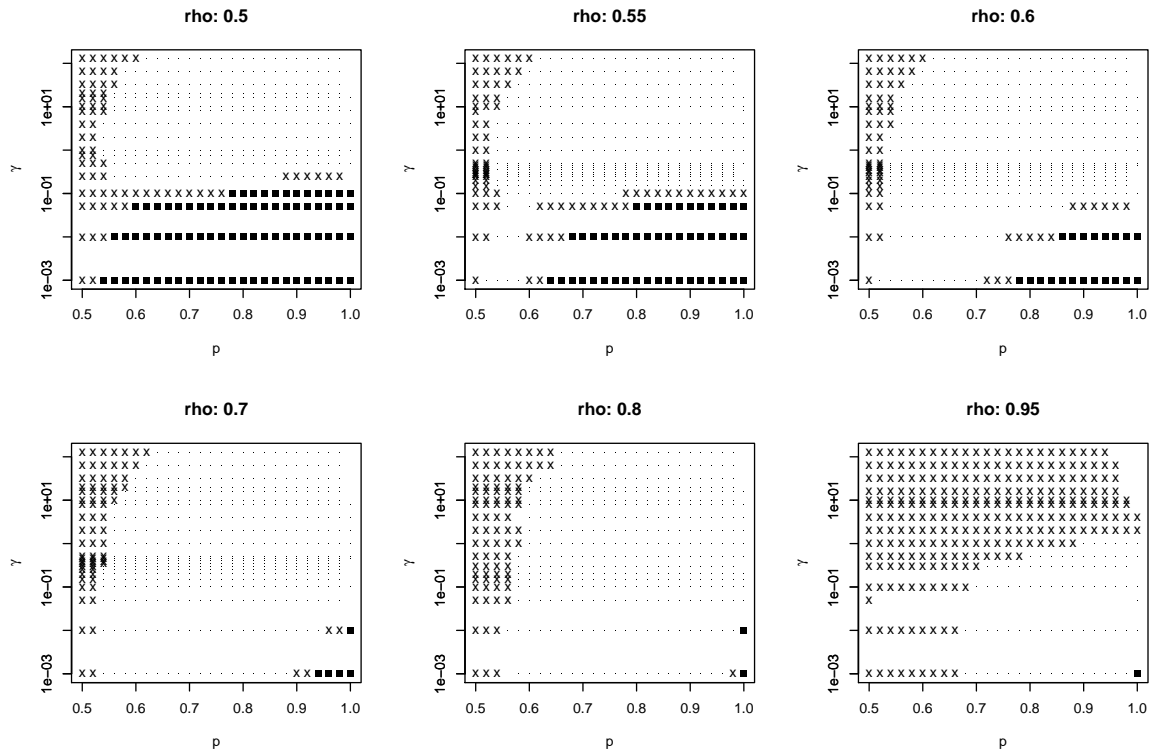


Figure 15: Sections of data supporting the phase diagram in Conjecture 3.5 increasing in ρ . Crosses, dots, and squares correspond to diffusive, super- and sub-diffusive regimes, respectively.

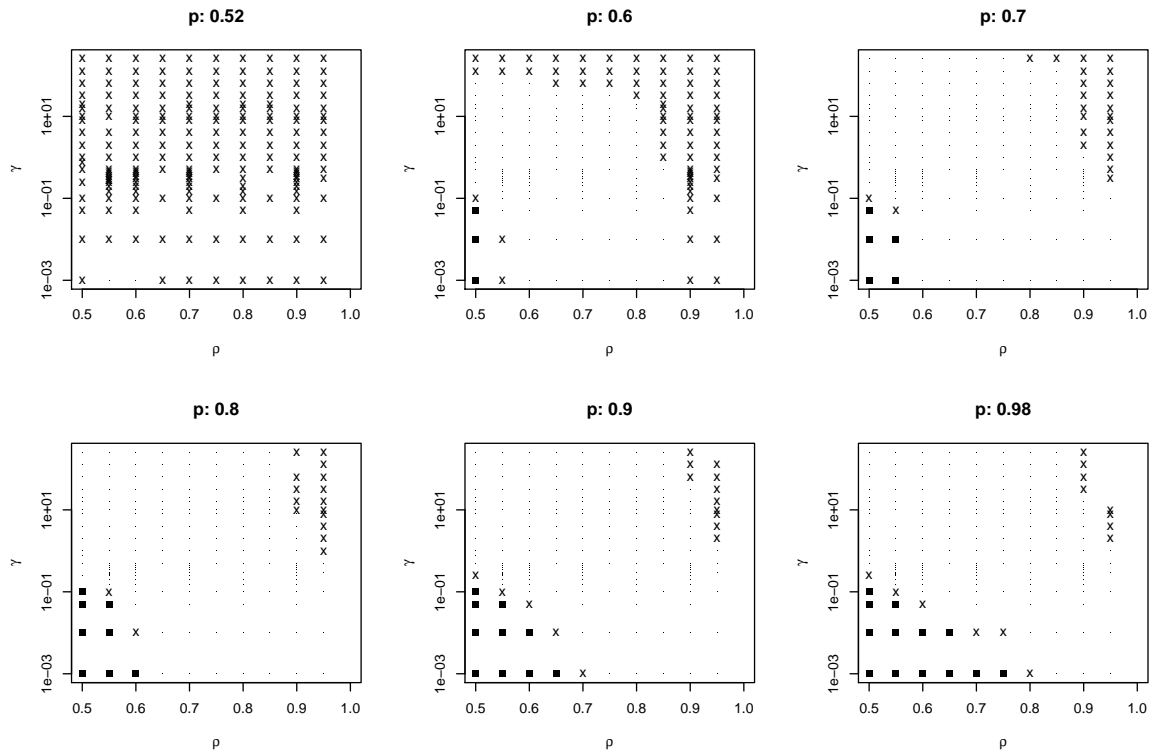


Figure 16: Sections of data supporting the phase diagram in Conjecture 3.5 increasing in p . Crosses, dots, and squares correspond to diffusive, super- and sub-diffusive regimes, respectively.

3.3 Scaling exponents: estimating the variance for SSE

This section is devoted to the description of the estimates we used to obtain the phase diagram described in Conjecture 3.5, i.e. the scaling exponents of X in the SSE environment.

Figure 17 below shows the same section as in Figure 12 where instead of marking “diffusive and non-diffusive points”, we give the explicit values of the scaling exponents.

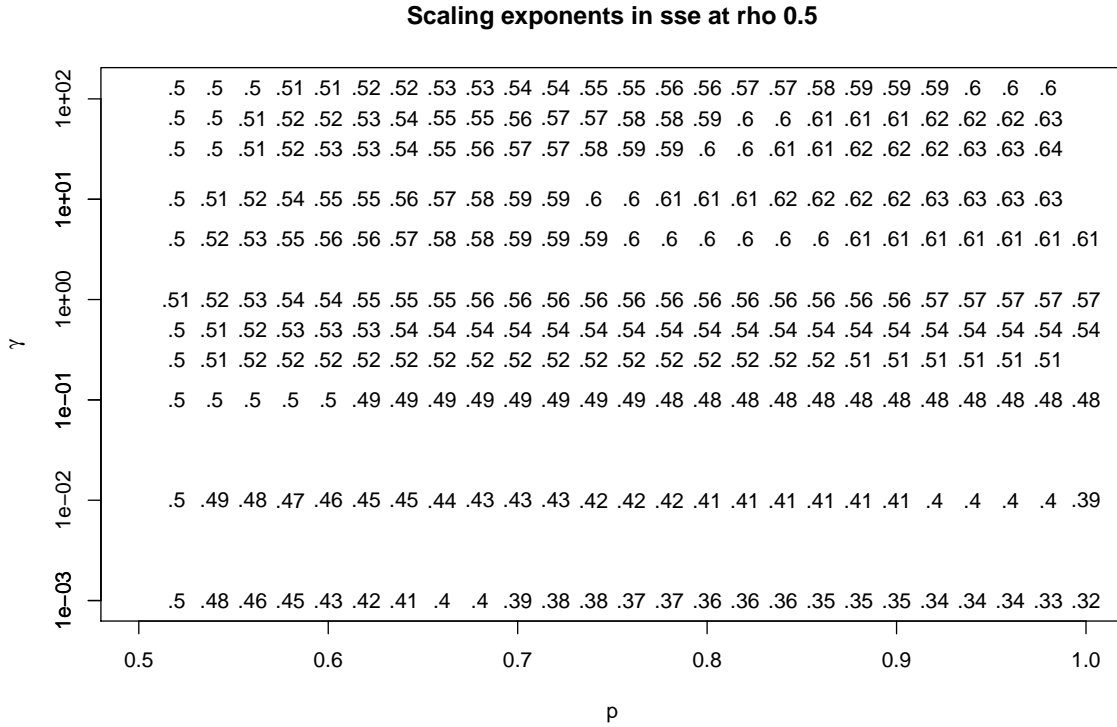


Figure 17: A quantitative version of the phase diagram in Figure 12. The numbers written at each point $(p, 0.5, \gamma)$ are the scaling exponents $\alpha^*(p, \rho, \gamma)$ that were estimated as described below.

Each of these exponents is obtained by analyzing the variances of X at different times. More precisely, for each fixed triple (p, ρ, γ) , for fixed number of jumps n , we compute the sample standard deviation of $X_n(p, \rho, \gamma)$, namely,

$$SD_n := \sqrt{\frac{1}{M-1} \sum_{i=1}^M \left(X_n^{(i)} - v_n n \right)^2},$$

over a sample of M independent experiments, with M of order at least 10^3 (the values of M are specified in the figures) and v_n as in (3.1). We then evaluate the function

$$\alpha(n) := \frac{\log(SD_n)}{\log n}$$

on a $\log n$ scale, see Figures 18–19–20–21–22–23. In particular, for each value of n (in the experiments n grows like 2^N , with N specified in the figures) we have performed independent

experiments. The proper scaling exponent is approximated by the value of $\alpha(n)$ with the biggest n which we denote by $\alpha^* = \alpha^*(p, \rho, \gamma)$ (those are the numbers in Figure 17). Indeed, assume $SD_n = cn^\alpha$, for some positive $c = c(p, \rho, \gamma)$, then $\alpha(n) = \frac{\log c}{\log n} + \alpha$ converges to α as n goes to infinity.

The next figures show examples of these estimates in all described regimes. Therein we plotted and overlapped the empirical densities of $X_n - v_n n$ (obtained with samples of size M) for different values of n to see that indeed they coincide when rescaled by n^{α^*} . In the non-diffusive cases (i.e. $\alpha^* \neq 1/2$), we also add the plot of the same empirical densities rescaled by $n^{1/2}$ to see that under diffusive scaling they do not coincide. In particular, they are ordered in time and the variances have the tendency of either vanishing (sub-diffusive) or concentrating (super-diffusive).

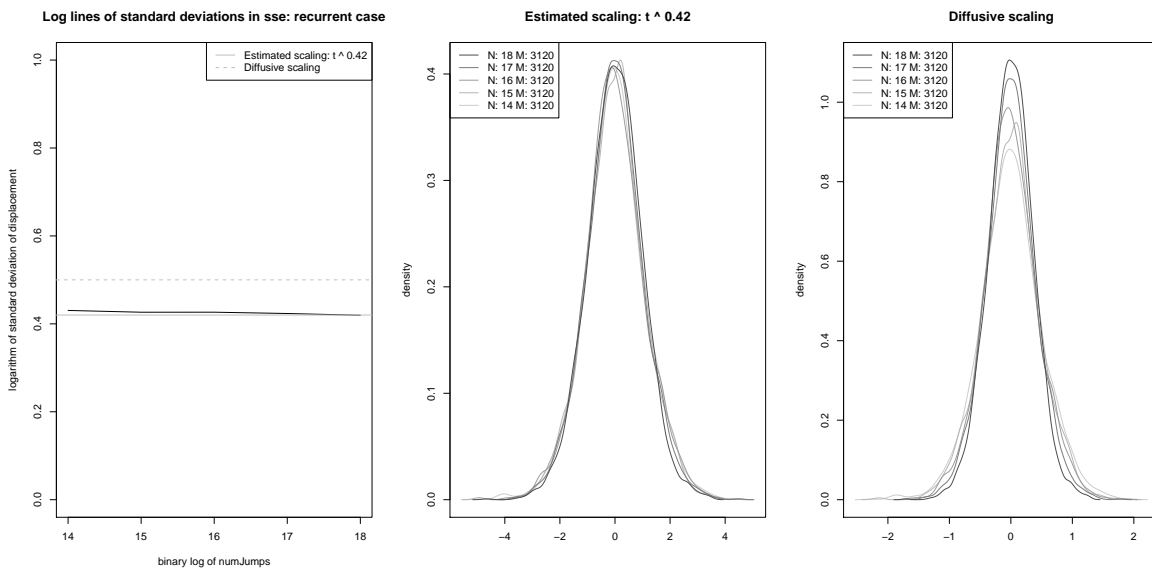


Figure 18: Recurrent, sub-diffusive. $(p, \rho, \gamma) = (0.76, 0.5, 0.01)$. The left picture illustrates the behavior of the logarithm of the standard deviation of X_n (the solid line). The dotted line represents the estimated exponent $\alpha^*(0.76, 0.5, 0.01)$, while the dashed one represents the diffusive value 0.5. The middle plot shows that the densities obtained at different times $n = 2^N$ rescaled by n^{α^*} almost perfectly match. In the right most plot, the same densities under diffusive scaling, looking carefully at the tails and around 0, one can see that they are ordered in time and tend to concentrate in 0 as time increases. M denotes the sample size. The data at different times n were obtained with independent experiments.

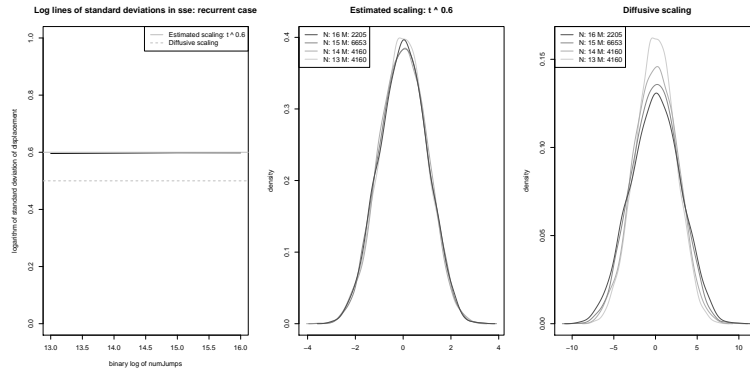


Figure 19: Recurrent, super-diffusive. $(p, \rho, \gamma) = (0.8, 0.5, 4)$. As in the previous figure, the left picture illustrates the behavior of the logarithm of the standard deviation of X_n (the solid line). The dotted line represents the estimated exponent $\alpha^*(0.8, 0.5, 4)$, while the dashed one represents the diffusive value 0.5. The middle plot shows that the densities obtained at different times $n = 2^N$ rescaled by n^{α^*} almost perfectly match. In the right most plot, the same densities under diffusive scaling, note that in this case they are ordered in time and tend to vanish as time increases. M denotes the sample size. The data at different times n were obtained with independent experiments.

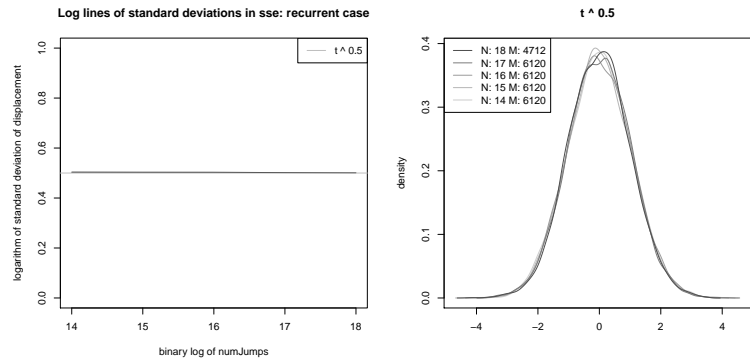


Figure 20: Recurrent, diffusive. $(p, \rho, \gamma) = (0.56, 0.5, 0.1)$. As in the previous figures, the left picture illustrates the behavior of the logarithm of the standard deviation of X_n . The dotted line represents the estimated exponent $\alpha^*(0.6, 0.5, 0.1)$. The right plot shows that the densities obtained at different times $n = 2^N$ coincide under diffusive rescaling.

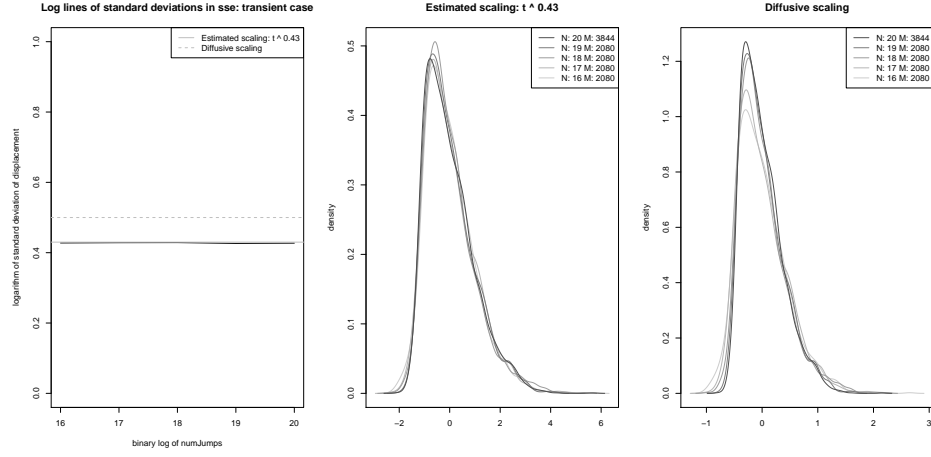


Figure 21: Transient, sub-diffusive. $(p, \rho, \gamma) = (0.74, 0.55, 0.001)$. Estimated reliable time: $\bar{n} = 2^{38}$ (see Section 4.2).

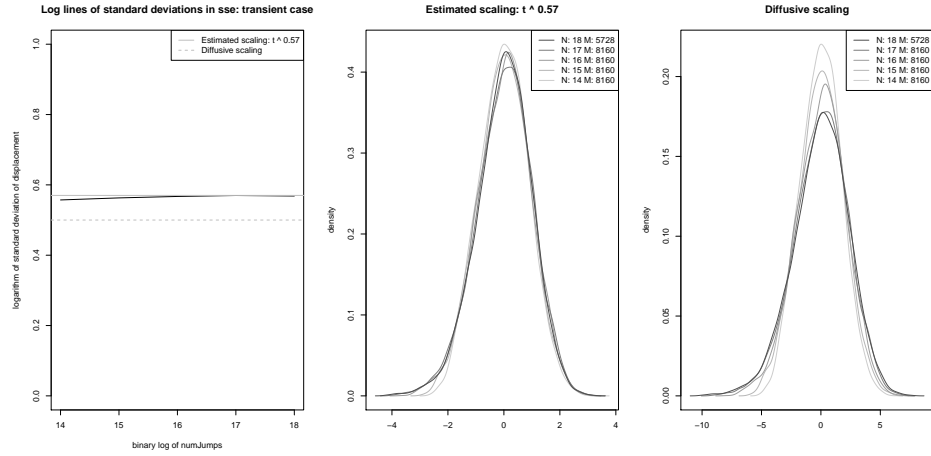


Figure 22: Transient, super-diffusive. $(p, \rho, \gamma) = (0.86, 0.6, 0.25)$. Estimated reliable time: $\bar{n} = 2^{12}$, effective running time $n = 2^{18}$ (see Section 4.2).

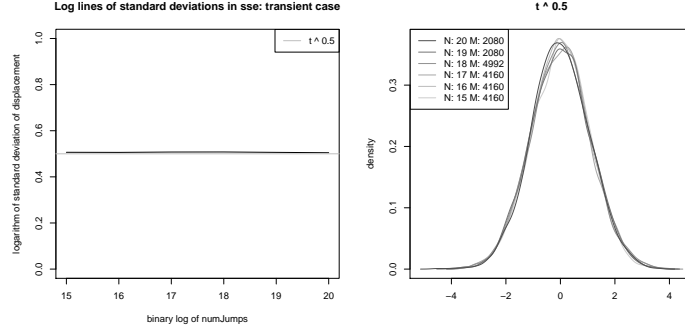


Figure 23: Transient, diffusive. $(p, \rho, \gamma) = (0.56, 0.9, 0.001)$. Estimated reliable time: $\bar{n} = 2^{305}$ (see Section 4.2).

For the sake of completeness, we mention that we tried also some other methods to guess the right scaling exponent. A quite apt but not entirely stable method was to look for the exponent minimizing the total variation distance between the densities at different times. Another method was to fit an appropriate curve through the standard deviations directly. All of them gave the same qualitative picture we described here.

4 Robustness of simulations and more general RWRE

4.1 Algorithms

To simulate the RW in the static RE, in the ISF and in the SSE, we implemented an algorithm which can be briefly described as follows.

- 1) Take as INPUT $(p, \rho, \gamma, n) \in (0.5, 1) \times [0.5, 1) \times \mathbb{R}^+ \times \mathbb{N}$, with n being the number of jumps of the RW X .
- 2) Consider an interval I of size $3n$ centered at the starting position of the RW.
- 3) Initialize the RE according to a Bernoulli product measure of parameter ρ .
- 4) At exponential time of rate 1, update the RW position according to the underlying state of the RE.
- 5) For each x in I , at exponential time of rate γ update the RE at position x .
- 6) Give as OUTPUT the position of the RW after n steps.

Note that Step 5) depends on the RE. For the static case, $\gamma = 0$ implies that we never update the RE. In the ISF case, due to the independence in space of the dynamics, we update the RE only locally at the position of the RW X (see Figure 6). The case of the SSE has been implemented using a version of the SSE either on the torus (i.e. with periodic boundary conditions) or by sampling at rate γ the state of the RE at the boundaries of I from ν_ρ (both approaches produce the same outcome). In particular, the size of I has been chosen of size $3n$. Particles coming from the boundaries will typically travel a distance of order $\sqrt{\gamma n}$ up to time n which guarantees that the dynamics of X is not significantly affected by those particles (note that the biggest γ we considered in our numerics is of order 100).

4.2 Heuristics versus locality

Conjecture 3.5 suggests a completely different scenario for the scaling limits depending on whether the RE is *fast* (ISF) or *slowly mixing* (SSE). This latter result is certainly the most interesting suggested by our numerics. Indeed, in all the papers dealing with RWDRE only diffusivity has been proven since, due to technical difficulties, most of the tools available are not suitable to treat RE presenting space-time correlations except under strong mixing conditions. The non-diffusivity in the experiments for the SSE could still be a local phenomenon. Namely, the time we run the algorithm could in principle be too small and what we are observing is only a perturbation of the static case or due to other local effects: e.g. presence of constants, too small γ , parameters in a neighborhood of the boundary of two phases or close to degenerate cases. Therefore, to be more confident that we are truly observing the right asymptotic scalings, and to have some stronger evidence in favor of Conjecture 3.5, we need to understand whether the running time of each experiment is large enough.

We present here a heuristic argument to guess a reliable running time for small γ . The idea is that in each simulation the RW should perform a number of jumps sufficiently large to ensure that the time it takes the walker to cross a typical trap is comparable with the time in which this trap dissolves.

Consider a trap of size L of consecutive holes (a stretch of size L in \mathbb{Z} where the state of the RE is 0), assume the walker starts at time 0 on the left-most hole. Let τ_L denote the number of jumps the walker needs before reaching the right-most hole of the trap. By using a standard gambler's ruin argument we see that

$$\mathbb{E}[\tau_L] \geq \frac{(p/q)^L - 1}{(p/q) - 1}.$$

On the other hand we can estimate the “mixing time” of the trap to be of order $(\gamma^{-1}L)^2$. Indeed, a particle at the boundary of the trap (since it is performing a simple symmetric RW at rate γ) would need in average this amount of time to cross the trap.

If $\mathbb{E}[\tau_L]$ is much smaller than $(\gamma^{-1}L)^2$, this would mean that within the time the RW crosses the trap, the dissolvement effect due to the dynamics of the SSE is not big enough to play a substantial role. Therefore we would like to choose L big enough so that the two quantities are at least comparable, namely, we have to solve (when possible) the equation

$$\frac{(p/q)^L - 1}{(p/q) - 1} = (\gamma^{-1}L)^2.$$

Once we compute (numerically) the solution $L = L(p, \gamma)$ of this equation, we have to be sure that the RW X travels a distance big enough so that it will meet with high probability such a big trap. The probability of observing such a disaster can be easily estimated by a geometric argument since the probability of a stretch of hole of size L is $(1 - \rho)^L$. Therefore to be sure that the RW $X(p, \rho, \gamma)$ will meet and cross at least one disaster with high probability we have to run the algorithm for $\bar{n} = \bar{n}(p, \rho, \gamma)$ steps, with \bar{n} big enough so that $X_{\bar{n}} \geq L(1 - \rho)^L$ with high probability.

It turns out that the order of such a $\bar{n}(p, \rho, \gamma)$ varies a lot depending on (p, ρ, γ) . In most of the parameter space is unfortunately too big to be achieved in a reasonable amount of computing time. In the caption of Figures 21-22-23 we wrote the explicit corresponding values of \bar{n} . The fact that in most of the cases we could not run the algorithm up to such

an \bar{n} , does not imply that the outcome of the associated experiment is only local and not asymptotically reliable, as the argument to deduce \bar{n} is only a rough estimate. On the other hand, the fact that for several super-diffusive cases (as in the example in Figure 22) we could achieve the associated \bar{n} is a strong suggestion in favor of Conjecture 3.5.

4.3 Concluding remarks

As mentioned before, at the current state of the art, most of the tools (regeneration, renormalization, coupling, martingale approximation, etc.) developed to analyze RWRE (both static and dynamic REs) are still inappropriate to deal with space-time correlations unless the environment satisfies some uniform and fast enough mixing condition. This is not the case in the example of the SSE, that is why the LLN and the scaling limits for a RW driven by these types of REs are serious mathematical challenges. It is reasonable to think that if the observed unusual regimes in Conjecture 3.5 will be rigorously proven, a similar phenomenology can occur for other one dimensional “slowly mixing” RE (e.g. other conservative particle systems) providing that the RW is nearest-neighbor and has local drifts in both directions. In principle, we might expect some analogous scenario even in dimensions higher than one for static and dynamic REs presenting again some strong correlation structure. The latter observation is supported by the fact that a one-dimensional RW in a dynamic RE can be seen as a two dimensional directed RW in a static RE by interpreting the time as an extra spatial dimension (see e.g. [3]).

We conclude with a table summarizing briefly some of the one-dimensional rigorous and numerical results we presented so far. Cells in gray mean that the corresponding result is non-rigorous.

	Static	Dynamic	
		SSE (slowly mixing)	ISF (fast mixing)
Recurrence	$\rho = 1/2$	$\rho = 1/2$	$\rho = 1/2$
LLN with $\rho \neq 1/2$	$v \geq 0$	$v > 0$, unclear for small γ	$v > 0$
Scaling	anomalous	γ big: diffusive, γ small: anomalous	diffusive
LDP rate t for $v > 0$	flat piece	flat piece	unique zero

Acknowledgements: We would like to thank Frank den Hollander, Renato dos Santos, Vidas Sidoravicius and Florian Völlering for fruitful discussions during the preparation of this paper. The simulations were performed on the Schrödinger cluster of the University of Zürich, where we gratefully acknowledge the support of C. Bolliger, A. Godknecht, and R. Graf, and at the Institute of Mathematics, thanks to R. Ostertag and C. Rose.

References

- [1] L. Avena, *Random Walks in Dynamic Random Environments*, PhD thesis, Available on the online catalogue of the Leiden University Library: www.catalogus.leidenuniv.nl, Leiden (2010).
- [2] L. Avena, F. den Hollander and F. Redig, Large deviation principle for one-dimensional random walk in dynamic random environment: attractive spin-flips and simple symmetric exclusion, *Markov Proc. Relat. Fields* 16, 139–168 (2010).
- [3] L. Avena, F. den Hollander and F. Redig, Law of large numbers for a class of random walks in dynamic random environments, *Elect. J. Probab.* 16, 587–617 (2011).
- [4] L. Avena, R. dos Santos and F. Völlering, Transient random walk in symmetric exclusion: limit laws and an Einstein relation, *Preprint, available at arXiv:1102.1075* (2011).
- [5] A. Bandyopadhyay and O. Zeitouni, Random walk in dynamic Markovian random environment, *ALEA Lat. Amer. J. Probab. Math. Stat.* 1, 205–224 (2006).
- [6] L.V. Bogachev, Random walks in random environments, In: *Encyclopedia of Mathematical Physics* 4, 353–371, Elsevier, Oxford (2006).
- [7] C. Boldrighini, R.A. Minlos and A. Pellegrinotti, Random walk in a fluctuating random environment with Markov evolution, In: *On Dobrushin's way. From probability theory to statistical physics*, Amer. Math. Soc. Transl. 198, 13–35 (2000).
- [8] C. Boldrighini, R.A. Minlos and A. Pellegrinotti, Random walks in quenched i.i.d. space-time random environment are always a.s. diffusive, *Probab. Theory Relat. Fields* 129, 133–156 (2004).
- [9] C. Boldrighini, I.A. Ignatyuk, V. Malyshev and A. Pellegrinotti, Random walk in dynamic environment with mutual influence, *Stoch. Proc. their Appl.* 41, 157–177 (1992).
- [10] J. Bricmont and A. Kupiainen, Random walks in space time mixing environments, *Journal of Statistical Physics* 134, 979–1004 (2009).
- [11] F. Comets, N. Gantert and O. Zeitouni, Quenched, annealed and functional large deviations for one-dimensional random walk in random environment, *Probab. Theory Relat. Fields* 118, 65–114 (2000).
- [12] F. den Hollander, H. Kesten and V. Sidoravicius, Random walk in a high density dynamic random environment, *Preprint* (2012).
- [13] F. den Hollander, R. dos Santos and V. Sidoravicius, Law of large numbers for non-elliptic random walks in dynamic random environments, *Preprint, available at arXiv:1103.2805* (2011).
- [14] D. Dolgopyat, G. Keller and C. Liverani, Random walk in Markovian environment, *Ann. Probab.* 36, 1676–1710 (2008).
- [15] A. Greven and F. den Hollander, Large deviations for a random walk in random environment, *Ann. Probab.* 22, 1381–1428 (1994).

- [16] H. Kesten, The limit distribution of Sinai's random walk in random environment, *Physica* 138, 299–309 (1986).
- [17] H. Kesten, M. V. Kozlov and F. Spitzer, A limit law for random walk in a random environment, *Comp. Math* 30, 145–168 (1975) .
- [18] T.M. Liggett, *Interacting Particle Systems*, Grundlehren der Mathematischen Wissenschaften 276, Springer, New York (1985).
- [19] F. Rassoul-Agha and T. Seppalainen, An almost sure invariance principle for random walks in a space-time random environment, *Probab. Theory Relat. Fields* 133, 299–314 (2005).
- [20] F. Redig and F. Völlering, Limit theorems for random walks in dynamic random environment, *Preprint, available at arXiv:1106.4181* (2011).
- [21] Ya.G. Sinai, The limiting behavior of one-dimensional random walk in random environment, *Theor. Probab. and Appl.* 27, 256–268 (1982).
- [22] F. Solomon, Random walks in a random environment, *Ann. Prob.* 3, 1–31 (1975).
- [23] A.S. Sznitman, Lectures on random motions in random media, in: *Ten Lectures on Random Media*, DMV-Lectures 32. Birkhäuser, Basel (2002).
- [24] S.R.S. Varadhan. Large deviations for random walks in a random environment. *Comm. Pure Appl. Math.* 56, 309–318 (2003).
- [25] O. Zeitouni, Random walks in random environment, XXXI Summer School in Probability, Saint-Flour, 2001, Lecture Notes in Math. 1837, 189–312 (2004).
- [26] O. Zeitouni, Random walks in random environments, *J. Phys. A: Math. Gen.* 39, R433–464 (2006).