



Universiteit
Leiden
The Netherlands

Biomass Electrochemistry : from cellulose to sorbitol

Kwon, Y.

Citation

Kwon, Y. (2013, September 5). *Biomass Electrochemistry : from cellulose to sorbitol*. Retrieved from <https://hdl.handle.net/1887/21649>

Version: Not Applicable (or Unknown)

License: [Licence agreement concerning inclusion of doctoral thesis in the Institutional Repository of the University of Leiden](#)

Downloaded from: <https://hdl.handle.net/1887/21649>

Note: To cite this publication please use the final published version (if applicable).

Cover Page



Universiteit Leiden



The handle <http://hdl.handle.net/1887/21649> holds various files of this Leiden University dissertation.

Author: Kwon, Youngkook

Title: Biomass electrochemistry : from cellulose to sorbitol

Issue Date: 2013-09-05

5

Electrocatalytic oxidation of alcohols on gold in alkaline media: base or gold catalysis?

Abstract

Based on a comparison of the oxidation activity of a series of similar alcohols with varying pK_a on gold electrodes in alkaline solution, we find that the first deprotonation is base catalyzed, and the second deprotonation is fast but gold catalyzed. The base catalysis follows a Hammett-type correlation with pK_a , and dominates overall reactivity for a series of similar alcohols. The high oxidation activity on gold compared to platinum for some of the alcohols is related to the high resistance of gold toward the formation of poisoning surface oxides. These results indicate that base catalysis is the main driver behind the high oxidation activity of many organic fuels on fuel cell anodes in alkaline media, and not the catalyst interaction with hydroxide.

The contents of this chapter have been published: Y. Kwon, S. C. S. Lai, P. Rodriguez, M. T. M. Koper, *J. Am. Chem. Soc.*, **2011**, *133*, 6914–69172.

5.1 Introduction

In recent years, there has been tremendous interest in using gold as a catalyst for various heterogeneously catalyzed oxidation reactions.^[1] In gas phase catalysis, gold becomes active towards oxidation reactions, primarily carbon monoxide oxidation,^[2] when dispersed as small nanoparticles on an oxidic support.^[2-5] Simultaneously, in the area of electrocatalysis, alkaline electrolyte media are receiving increasing attention as a medium offering higher stability to materials and often also higher catalytic activity.^[6] Interestingly, there is growing awareness that the alkaline environment is in fact key to making gold, as well as other electrocatalysts such as platinum and palladium, such active oxidation catalysts, without the need for small particles or an oxidic support.^[7-13] This has long been known in electrocatalysis,^[12] but there is still a lack of detailed understanding as to why the combination of base and gold makes such an active and selective oxidation catalyst.

In alkaline media, many of the organic molecules whose oxidation properties have been studied in the (electro)catalysis literature, such as ethanol and glycerol, take part in an acid-base equilibrium involving the alcoholic group. In relation to the ethanol oxidation on a gold electrode,^[13] we have shown that the activity varies in a highly nonlinear fashion with pH, as illustrated in Figure 1. Similar results have been obtained with methanol and glycerol oxidation on gold.^[14,15] It is well known that the main products of ethanol oxidation on gold are acetaldehyde and acetic acid,^[16] i.e. no catalytic bond breaking takes place. Based on these results, we argued that at a pH higher than ca. 11, the ethoxy anion is the reactive species, its concentration steeply increasing with higher pH. This species is then more easily oxidized to acetaldehyde. As a result, at pH=13, the activity for ethanol oxidation is orders of magnitude higher than in acidic media.

Therefore at high pH the alcohol deprotonates:



with the pK_a of this reaction depending on the nature of R, and with HRO^- being significantly more reactive than HROH . This idea is not new (see e.g. refs.8,17,18), but we are not aware of any explicit proof as would be afforded by establishing a Hammett-type relationship^[19] between the reactivity of the alcohol and its pK_a , i.e. a lower pK_a leading to a higher reactivity.

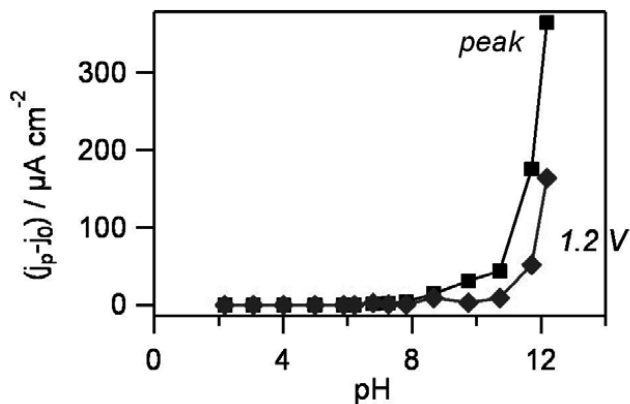


Figure 1. Measured current j_p for 0.5 M ethanol oxidation on a gold electrode at peak potential (solid square) or at 1.2 V vs. RHE (solid diamond) minus the background current j_0 as a function of the electrolyte pH using 0.1 M phosphate buffers. For details, see ref.13.

5.2 Experimental

All measurements were carried out in a conventional single compartment three-electrode glass cell, which was cleaned by employing a standard procedure for removing traces of organic and inorganic contaminants. Oxygen was removed by bubbling argon through the solution prior to the voltammetric experiments. Au electrode in the experiment was mechanically polished with alumina (up to 0.05 μm) and cleaned ultrasonically in pure water (MilliQ gradient A10 system, 18.2 M Ω) followed by electropolishing by cycling 200 times between 0.1 and 1.7 V (vs. RHE) with a scan rate of 1 V s⁻¹ in 0.5 M H₂SO₄ solution in order to remove surface impurities and oxide before use. The charge transferred during the reduction of Au monolayer oxide was converted to calculate the electrochemically active surface area (cm²). A large gold coil was used as a counter electrode while a reversible hydrogen electrode (RHE) was employed as a reference electrode. Electrochemical cell potentials were controlled with a potentiostat/galvanostat (μ -Autolab Type III). All experiments were carried out at room temperature.

5.3 Results and discussion

Figures 2a and b collect the positive-going voltammetric potential sweeps for a number of alkyl-alcohols (at 10 mM concentration) on a gold electrode in 0.1 M NaOH, and Figure 2c plots the onset potential, defined as the potential at which the oxidation current is twice that of the blank background, versus the pK_a of the corresponding alcohol.^[20] Alternatively, differences in activity on the potential scale can be appreciated in the Tafel plots of Figure 2d, focusing on the low onset currents. Even though definitions of overall activity are imperfect and ambiguous, Figure 2 by and large confirms the above expectation: alcohols with a low pK_a , such as the sugar alcohols or glycerol, have a high oxidation activity on Au, whereas alcohols with a high pK_a (such as iso-propanol and tert-butanol), are significantly less active at $\text{pH}=11$. To activate such an alcoholic group, a “real” catalyst, such as platinum, is much better suited. Methanol seems to deviate somewhat from the main trend, a possible reason for which will be discussed below.

We note that we have confirmed by online HPLC^[21] or literature data that the main oxidation products of the alcohols in Figures 2a and b are their corresponding aldehydes. However, aldehydes are unstable in alkaline media^[20] and, especially in the presence of oxygen, decompose into a variety of products even without a catalyst.

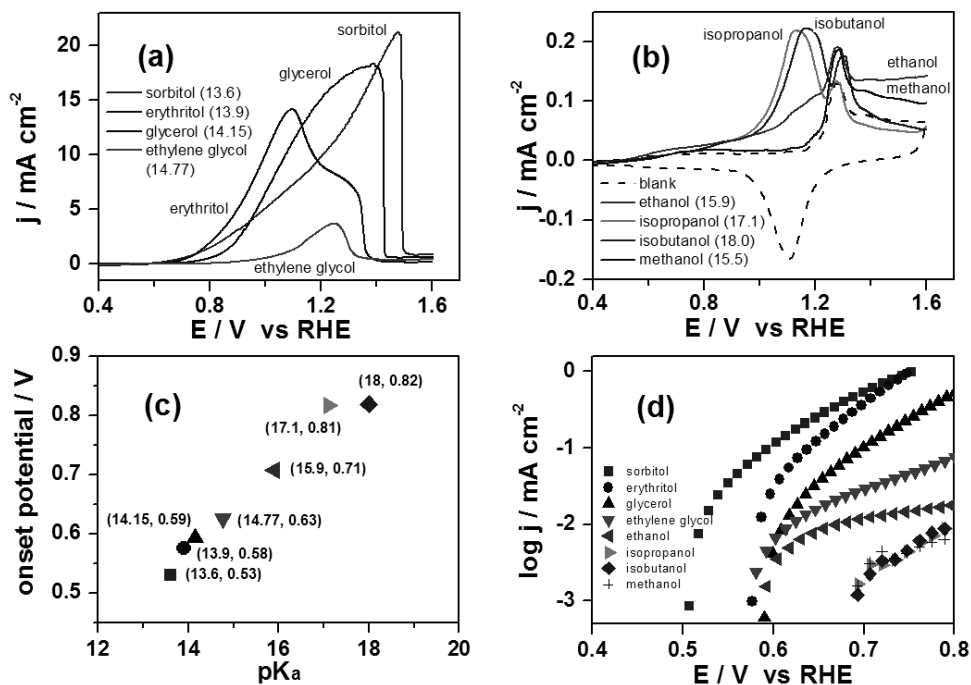


Figure 2. Linear sweep voltammograms of (a) alcohols with high j , (b) alcohols with low j on Au electrode in 0.1 M NaOH with a scan rate of 50 mV s^{-1} , (c) plots of the onset potential versus the pK_a , and (d) Tafel plots of the corresponding alcohols.

Figure 3 illustrates the temporal evolution of the products of the decomposition of glyceraldehyde and glycolaldehyde, the primary oxidation products of glycerol and ethylene glycol, resp., in a non-deaerated 0.1 M NaOH solution *in the absence of gold*. Note that this Figure includes products that have been observed as the gold-catalyzed oxidation products of the corresponding alcohols.^[8] Figure 3 justifies the conclusion that the role of gold in the oxidation of the aldehydes must be very limited (similar plots for glycerol oxidation on gold are available in ref.14). For the oxidation of the alcohols, the catalytic role of gold is weak but not absent: in the presence of strongly adsorbing anions, it is well known that under electrochemical conditions gold is much less active,^[13,15] suggesting that some interaction with the gold surface is still necessary.

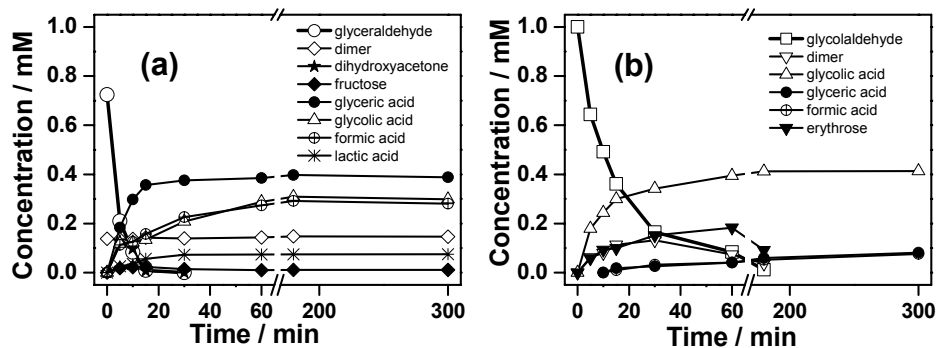


Figure 3. Decomposition of (a) glyceraldehyde and (b) glycolaldehyde, the primary oxidation products of glycerol and ethylene glycol, resp., in a non-deaerated O_2 -containing 0.1 M NaOH solution in the absence of gold, as determined by HPLC.

Figure 2 collects our results obtained with alkyl-alcohols. We have also considered and studied the oxidation of alcohols whose pK_a is lowered by functionalization with fluoride, amines or unsaturated carbon-carbon bonds. Such alcohols typically do not follow the trend illustrated in Figure 2. Fluoroethanols show hardly any oxidation activity on gold in alkaline media as shown in Figure 4, even though fluoroalcohols are textbook examples^[20] of alcohols with a low(er) pK_a .

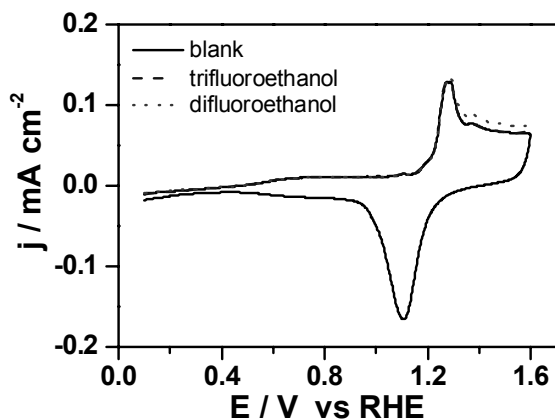


Figure 4. Linear sweep voltammograms of fluoroethanols (10 mM) on Au electrode in 0.1 M NaOH with a scan rate of 50 mV s^{-1} .

Gellman et al.^[22] have also observed that the tendency of fluoroethanol to form an adsorbed alkoxide on copper surfaces is increased compared to ethanol, but conversely, the abstraction of the beta hydrogen to form the corresponding aldehyde through



was slowed down significantly (the labelling of α and β hydrogen was borrowed from ref.22,23). Cong and Mase^[23] have confirmed this observation for platinum surfaces, but also observed enhanced beta-hydrogen elimination on oxidized platinum. Under electrochemical conditions, (gold)oxides appear to show only a small though noticeable activity, in particular for methanol and ethanol. A reaction similar to reaction 2 may explain the electrocatalytic oxidation activity of unsaturated alcohols, i.e. allyl alcohol (2-propenol) and propargyl alcohol (2-propyn-1-ol), on gold in alkaline media as observed by Holze et al.^[24] Compared to propanol, 1-propenol is more reactive, but 1-propynol is less reactive.^[24] This trend would agree with the higher reactivity of an allylic H_β compared to a propargylic H_β .^[25] We note, however, that these compounds also show oxidation activity on gold in acidic media, so the real story may well be more complicated.^[26] Finally, in agreement with a previous report by Luczak,^[27] we found that amino-alcohols have a very high oxidation activity in alkaline media, with an oxidation potential as low as 0.4 V in Figure 5.

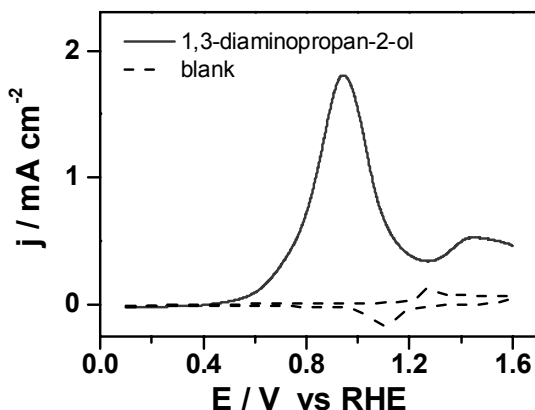
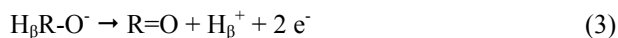


Figure 5. Linear sweep voltammograms of 1,3-diaminopropan-2-ol (10mM) on Au electrode in 0.1 M NaOH with a scan rate of 50 mV s⁻¹.

However, in situ FTIR spectroscopy suggests that both the alcohol and the amino groups are involved in the first stages of the oxidation, and therefore it is unlikely that amino-alcohols are oxidized easily only because of their increased alcoholic acidity.

From the results illustrated in Figs.1-5, the following picture emerges for the catalytic oxidation of alcohols in alkaline media. At sufficiently high pH, where “sufficiently” depends on the pK_a of the alcohol, the alcohol deprotonates into its corresponding alkoxide through reaction 1. The alkoxide is thought to be more active towards oxidation and therefore acts as a precursor to aldehyde formation:



We believe that some of the deviations from the simple Hammett relationship may be traced back to the different leaving ability of the H_{β} . For instance, methanol, having a pK_a of 15.5, would be expected to be more reactive than ethanol ($pK_a = 15.9$), but the C- H_{β} bond in methanol is stronger than the C- H_{β} bond in ethanol^[28] (we have not been able to find similar data for the corresponding alkoxides). In reaction 3, there may therefore be an important role of the catalyst, though Figure 2 strongly suggests that base catalysis dominates the overall reactivity. As mentioned, Cong and Masel^[23] found that beta-elimination is enhanced on platinum oxide vs. platinum, and recent DFT calculations suggest that adsorbed OH on gold lowers the barrier for beta-elimination significantly,^[9] suggesting that some interaction of the alkoxide with the (hydroxylated) gold surface is mandatory. This is also evidenced by the inhibiting role of strongly adsorbing anions in the electrochemical oxidation reaction, and by the fact that carbon is not a good electrode material for alcohol oxidation in alkaline media. However, if the alcohol is to be oxidized catalytically, a “real” catalyst, such as Pt or Pd, is needed. Aldehydes are not stable in alkaline media, and will react quickly in the presence of oxygen or other electron acceptors, such as positively polarized gold. These reactions determine the final products of the oxidation reaction on gold. Still, the activity of gold in alkaline media can be very high, even higher than that of platinum. The main reason for this is that gold is much less prone to the formation of poisoning oxides. Under electrochemical conditions, gold oxidizes at 0.4-0.5 V more positive potentials than platinum. For an electron transfer reaction with a Butler-Volmer transfer coefficient of 0.5, this translates into a rate enhancement of three to four orders of magnitude! This effect has been observed for the oxidation of glycerol,

which shows much higher current densities (turnover numbers) on gold than on platinum in alkaline media,^[14,15,21] but only at high overpotentials for which Pt is oxidized and hence not active.

5.4 Conclusion

In conclusion, the oxidation of the alcohol to an aldehyde involves the transfer of two protons and two electrons. The first “alpha” proton transfer is base catalyzed, with no essential role of the (gold) catalyst. The second combined “beta” proton – electron transfer (reaction 3) is fast, provided the leaving ability of the “beta” hydrogen is good, and gold primarily acts as an electron acceptor, although this step likely involves a catalytic interaction with surface bonded hydroxide. If the H_β is bound strongly, deviations to the “ pK_a rule” are expected, to the extent that oxidation activity can even be completely absent (such as for fluoroethanol). This picture of alcohol oxidation is similar to that recently suggested by Davis et al.^[9], who suggest that both solution-mediated and metal-catalyzed steps are involved. This chapter makes an important and crucial addition by the establishment of a Hammett relationship as illustrated in Figure 2c, which shows that the OH^- in solution could be more important for the overall reactivity than OH^- bound to the gold catalyst. We emphasize that OH^- can be formed on gold in acidic media at a sufficiently positive potential (for instance CO may be oxidized on gold in perchloric acid at potentials as low as $0.6 V_{RHE}$ ^[10,29]), but it does not lead to any appreciable alcohol oxidation activity such as that observed in alkaline media. The further reaction of the aldehyde into other products is also strongly if not entirely base catalyzed. Certain implications of this model can be transferred to the platinum- or palladium-catalyzed alcohol oxidation in alkaline media, even if such reactions involve additional catalyzed steps, especially related to C-C bond breaking. One often reads that alkaline media are highly active for the oxidation of alcohols on Pt and Pd because of the high coverage of hydroxide on the electrocatalyst surface. However, OH^- is adsorbed on a Pt electrode in acidic and alkaline in the same potential region (vs.RHE), and still alkaline media are significantly more reactive towards ethanol oxidation than acidic media.^[30,31] Therefore, we believe that it is really the solution hydroxide that promotes the initial deprotonation, and thereby the important first step of the overall oxidation reaction, and that the explicit formulation of this idea is important for the future development of alkaline electrocatalysts.

To summarize our main points once more:

- The first deprotonation step in the electrocatalytic oxidation of an alcohol is base catalyzed, resulting in the reactive alkoxide intermediate.
- The second deprotonation (to the aldehyde) depends on the ability of the electrode material to abstract the H_β. If this is fast, the “pK_a rule” applies.
- On gold, the overall reaction rate is determined by the more sluggish of the two. On the other metals, further oxidation pathways will be important. However, in alkaline media, aldehydes are not stable and their degradation products should not be misinterpreted as resulting from the catalytic activity of gold.

5.5 References

- [1] G. C. Bond, C. Louis, D. T. Thompson, *Catalysis by Gold*, Imperial College Press, London, **2006**.
- [2] M. Haruta, T. Kobayashi, H. Sano, M. Yamada, *Chem. Lett.* **1987**, *16*, 405; M. Haruta, *Nature* **2005**, *437*, 1098.
- [3] R. Grisel, K. J. Weststrate, A. Gluhoi, B. E. Nieuwenhuys, *Gold Bull.* **2002**, *35*, 39.
- [4] A. S. K. Hashmi, G. J. Hutchings, *Angew. Chem. Int. Ed.* **2006**, *45*, 7896.
- [5] M. Valden, X. Lai, D. W. Goodman, *Science* **1998**, *281*, 1647.
- [6] J. R. Varcoe, R. C. T. Slade, *Fuel Cells* **2005**, *5*, 187.
- [7] L. Prati, M. Rossi, *J. Catal.* **1998**, *176*, 552.
- [8] W. Ketchie, Y. -L. Fang, M. Wong, M. Murayama, R. J. Davis, *J. Catal.* **2007**, *250*, 94.
- [9] B. N. Zope, D. D. Hibbits, M. Neurock, R. J. Davis, *Science* **2010**, *330*, 74.
- [10] J. L. Roberts, Jr., D. T. Sawyer, *Electrochim. Acta* **1965**, *10*, 989; H. Kita, H. Nakajima, K. Hayashi, *J. Electroanal. Chem.* **1985**, *190*, 141.
- [11] P. Rodriguez, A. A. Koverga, M. T. M. Koper, *Angew. Chem. Int. Ed.* **2010**, *49*, 1241.
- [12] M. Betowska-Brzezinska, T. Uczak, R. Holze, *J. Appl. Electrochem.* **1997**, *27*, 999.
- [13] S. C. S. Lai, S. E. F. Kleijn, F. T. Z. Öztürk, V. C. van Rees Vellinga, J. Koning, P. Rodriguez, M. T. M. Koper, *Catal. Today* **2010**, *154*, 92.
- [14] Y. Kwon, K. J. P. Schouten, M. T. M. Koper, *ChemCatChem* **2011**, *3*, 1176.
- [15] B. Beden, I. Cetin, A. Kahyaoglu, D. Takky, C. Lamy, *J. Catal.* **1987**, *104*, 37.

- [16] G. Tremiliosi-Filho, E. R. Gonzalez, A. J. Motheo, E. M. Belgsir, J. M. Leger, C. Lamy, *J. Electroanal. Chem.* **1998**, *444*, 31.
- [17] J. Szammer, M. Jáky, O. Gerasimov, *Int. J. Chem. Kin.* **1992**, *24*, 145.
- [18] V. R. Gangwal, J. van der Schaaf, B. F. M. Kuster, J. Schouten, *J. Catal.* **2005**, *229*, 389.
- [19] L. P. Hammett, *Chem. Rev.* **1935**, *17*, 125.
- [20] J. E. McMurry, *Organic Chemistry*, Brooks/Cole, 6th ed., **2003**.
- [21] Y. Kwon, M. T. M. Koper, *Anal. Chem.* **2010**, *82*, 5420.
- [22] A. J. Gellman, Q. Dai, *J. Am. Chem. Soc.* **1993**, *115*, 714.
- [23] Y. Cong, R. I. Masel, *Surf. Sci.* **1998**, *396*, 1.
- [24] R. Holze, T. Luczak, M. Beltowska-Brzezinska, *Electrochim. Acta* **1994**, *39*, 991.
- [25] M. M. Martin, E. B. Sanders, *J. Am. Chem. Soc.* **1967**, *89*, 3777.
- [26] E. Pastor, V. M. Schmidt, T. Iwasita, M. C. Arevalo. S. Gonzalez, A. J. Arvia, *Electrochim. Acta* **1993**, *38*, 1337.
- [27] T. Luczak, *J. Appl. Electrochem.* **2007**, *37*, 653.
- [28] L. A. Gribov, I. A. Novakov, A. I. Pavlyuchko, O. Yu. Shumovskii, *J. Struct. Chem.* **2007**, *48*, 607.
- [29] P. Rodriguez, N. Garcia-Araez, M. T. M. Koper, *Phys. Chem. Chem. Phys.* **2010**, *12*, 9373.
- [30] S. C. S. Lai, M. T. M. Koper, *Faraday Disc.* **2008**, *140*, 399.
- [31] S. C. S. Lai, M. T. M. Koper, *Phys. Chem. Chem. Phys.* **2009**, *11*, 10446.

