



Universiteit
Leiden
The Netherlands

Twisted Fermi surface of a thin-film Weyl semimetal

Bovenzi, N.; Breitzkreiz, M.; O'Brien, T.E.; Tworzydło, J.; Beenakker, C.W.J.

Citation

Bovenzi, N., Breitzkreiz, M., O'Brien, T. E., Tworzydło, J., & Beenakker, C. W. J. (2018). Twisted Fermi surface of a thin-film Weyl semimetal. *New Journal Of Physics*, 20, 023023. doi:10.1088/1367-2630/aaaa90

Version: Not Applicable (or Unknown)

License: [Leiden University Non-exclusive license](#)

Downloaded from: <https://hdl.handle.net/1887/71162>

Note: To cite this publication please use the final published version (if applicable).

PAPER • OPEN ACCESS

Twisted Fermi surface of a thin-film Weyl semimetal

To cite this article: N Bovenzi *et al* 2018 *New J. Phys.* **20** 023023

View the [article online](#) for updates and enhancements.



IOP | ebooks™

Bringing you innovative digital publishing with leading voices to create your essential collection of books in STEM research.

Start exploring the collection - download the first chapter of every title for free.



PAPER

Twisted Fermi surface of a thin-film Weyl semimetal

OPEN ACCESS

RECEIVED
19 September 2017REVISED
5 January 2018ACCEPTED FOR PUBLICATION
25 January 2018PUBLISHED
7 February 2018Original content from this
work may be used under
the terms of the [Creative
Commons Attribution 3.0
licence](#).Any further distribution of
this work must maintain
attribution to the
author(s) and the title of
the work, journal citation
and DOI.N Bovenzi^{1,3}, M Breitzkreiz¹, T E O'Brien¹, J Tworzydło² and C W J Beenakker¹ ¹ Instituut-Lorentz, Universiteit Leiden, PO Box 9506, 2300 RA Leiden, The Netherlands² Institute of Theoretical Physics, Faculty of Physics, University of Warsaw, ul. Pasteura 5, 02–093 Warszawa, Poland³ Author to whom any correspondence should be addressed.E-mail: bovenzi@lorentz.leidenuniv.nl

Keywords: thin-film Weyl semimetal, figure-8 cyclotron orbit, quantum hall edge channels, edge-selective current

Abstract

The Fermi surface of a conventional two-dimensional electron gas is equivalent to a circle, up to smooth deformations that preserve the orientation of the equi-energy contour. Here we show that a Weyl semimetal confined to a thin film with an in-plane magnetization and broken spatial inversion symmetry can have a topologically distinct Fermi surface that is twisted into a figure-8—opposite orientations are coupled at a crossing which is protected up to an exponentially small gap. The twisted spectral response to a perpendicular magnetic field B is distinct from that of a deformed Fermi circle, because the two lobes of a figure-8 cyclotron orbit give opposite contributions to the Aharonov–Bohm phase. The magnetic edge channels come in two counterpropagating types, a wide channel of width $\beta l_m^2 \propto 1/B$ and a narrow channel of width $l_m \propto 1/\sqrt{B}$ (with $l_m = \sqrt{\hbar/eB}$ the magnetic length and β the momentum separation of the Weyl points). Only one of the two is transmitted into a metallic contact, providing unique magnetotransport signatures.

1. Introduction

The Fermi surface of degenerate electrons separates filled states inside from empty states outside, thereby governing the electronic transport properties near equilibrium. In a two-dimensional electron gas (2DEG) the Fermi surface is a closed equi-energy contour in the momentum plane. It is a circle for free electrons, with deformations from the lattice potential such as the trigonal warping of graphene or the hexagonal warping on the surface of a topological insulator [1]. These are all smooth deformations which do not change the orientation of the Fermi surface: the turning number is 1, meaning that the tangent vector makes one full rotation as we pass along the equi-energy contour.

The turning number

$$\nu = \frac{1}{2\pi} \oint_{\Gamma} \mathcal{C} dl, \quad (1)$$

defined as the contour integral of the curvature \mathcal{C} in units of 2π , identifies topologically distinct deformations of the circle in the plane, so-called ‘regular homotopy classes’ [2]⁴. A theorem going back to Gauss [3] says that a contour Γ with turning number ν has $s \geq |\nu| - 1$ self-intersections and that the sum $|\nu| + s$ must be an odd integer. Figure 1 shows examples of contours with $\{\nu, s\} = \{0, 1\}$, $\{1, 0\}$, and $\{2, 1\}$.

The turning number is preserved by any smooth deformation of the contour. This includes so-called ‘uncrossing’ deformations [2]: as illustrated in figure 1, uncrossing breaks up a self-intersecting contour Γ into a collection of nearly touching oriented contours Γ_i , with turning numbers ν_i . The total turning number $\nu = \sum_i \nu_i$ is invariant against uncrossing deformations, which is another result due to Gauss [3].

All familiar 2D electron gases belong to the $|\nu| = 1$ universality class. Here we show that a thin-film Weyl semimetal with an in-plane magnetization \mathbf{M} and broken spatial inversion symmetry can have $\nu = 0$: if the

⁴ For a tutorial on the topological classification of closed curves in the plane by means of turning numbers (also known as rotation numbers, not to be confused with winding numbers).

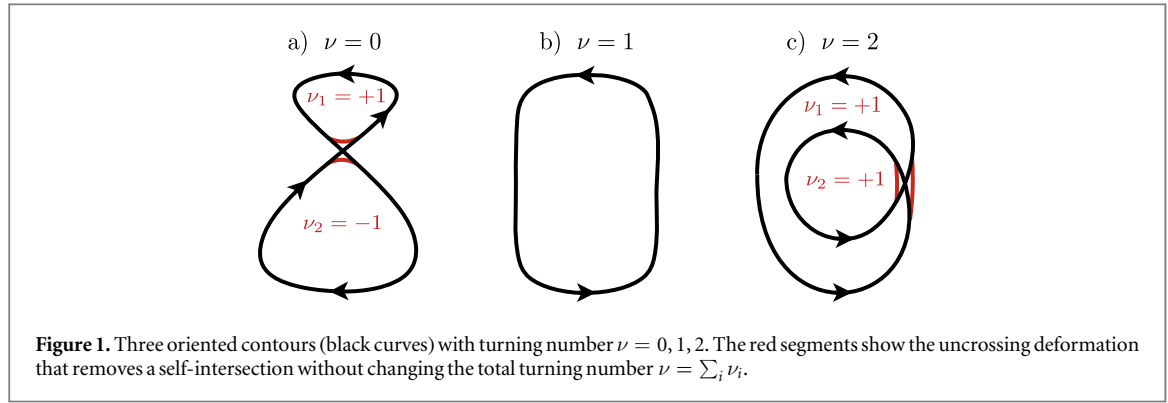


Figure 1. Three oriented contours (black curves) with turning number $\nu = 0, 1, 2$. The red segments show the uncrossing deformation that removes a self-intersection without changing the total turning number $\nu = \sum_i \nu_i$.

Fermi level lies in between the two Weyl points the circular Fermi surface is twisted into a figure-8 with zero total curvature [4]⁵.

The self-intersection introduced when the Fermi level passes through a Weyl point, to ensure that $|\nu| + s$ remains odd, is a crossing of Fermi arcs on the top and bottom surfaces of the thin film (width W). These have a penetration depth ξ_0 into the thin film that can be much less than the Fermi wavelength of the bulk states, so that we can be in the 2D regime of a single occupied subband⁶ without appreciable overlap of the surface states [5–7]. The effect of a nonzero surface state overlap is to open up an exponentially small gap $\delta k \propto e^{-W/\xi_0}$ in the figure-8, as in figure 1(a).

In a perpendicular magnetic field B the signed area enclosed by the Fermi surface is quantized in units of $2\pi/l_m^2$, with $l_m = \sqrt{\hbar/eB}$ the magnetic length. A figure-8 Fermi surface of linear dimension k_F has a signed area much smaller than k_F^2 , because the upper and lower loops have opposite orientation. We find that this twisted Fermi surface produces edge states of width $k_F l_m^2$ —much wider than the usual narrow quantum Hall edge states of width l_m . The wide and the narrow edge states are counterpropagating: if the wide channel moves parallel to \mathbf{M} , the narrow channel moves antiparallel. An applied voltage selectively populates one of the two types of edge states, resulting in a conductance of e^2/h instead of $2e^2/h$ —even though there are two conducting edges.

The outline of the paper is as follows. In the next section we formulate the problem, on the basis of a two-band model Hamiltonian [8, 9], and calculate the band structure in a slab geometry. The way in which the Fermi arcs reconnect with the bulk Weyl cones is described exactly by a simple transcendental equation (Weiss equation). The Fermi surface in the thin-film regime is calculated in section 3, to show the topological transition from turning number 1 to turning number 0 when the Fermi level passes through a Weyl point. In section 4 we calculate the edge states in a perpendicular magnetic field, by semiclassical analytics and comparison with a numerical solution. The implications of the two types of counterpropagating edge channels for electrical conduction are investigated in section 5. We conclude with an overview of possible experimental signatures of the twisted Fermi surface.

2. Weyl semimetal confined to a slab

2.1. Two-band model

We consider the two-band model Hamiltonian of a Weyl semimetal [8, 9],

$$\begin{aligned} H(\mathbf{k}) &= t_x \sigma_x \sin k_x + t_y \sigma_y \sin k_y + m_k \sigma_z + \lambda \sigma_0 \sin k_z, \\ m_k &= t_z (\cos \beta - \cos k_z) + t'(2 - \cos k_x - \cos k_y). \end{aligned} \quad (2)$$

The Pauli matrices are σ_α , $\alpha \in \{x, y, z\}$, with σ_0 the 2×2 unit matrix, acting on a hybrid of spin and orbital degrees of freedom. The momentum \mathbf{k} varies over the Brillouin zone $|k_\alpha| < \pi$ of a simple cubic lattice (lattice constant $a_0 \equiv 1$, and we also set $\hbar \equiv 1$). The two Weyl points are at the momenta $\mathbf{k} = (0, 0, \pm K)$, $K \approx \beta$, and at energies $E = \pm E_0$, $E_0 \approx \lambda \sin \beta$, displaced along the k_z -axis by the magnetization $\mathbf{M} = \beta \hat{z}$ and displaced along the energy axis by the strain λ . Time-reversal symmetry and spatial inversion symmetry are broken by β and λ , respectively.

We take a slab geometry, unbounded in the y - z plane and confined in the x -direction between $x = 0$ and $x = W$. The magnetization along z is therefore in the plane of the slab. We impose the infinite-mass boundary

⁵ To avoid misunderstanding, we emphasize that the figure-8 Fermi surface appears for Weyl fermions with the usual conical dispersion relation. We are not considering materials with a figure-8 dispersion relation, as studied in [4].

⁶ We count occupied 2D subbands by counting the number of equi-energy contours at the Fermi energy in the (k_y, k_z) plane, allowing for (nearly avoided) self-intersections. All four equi-energy contours in figure 4 correspond to a single occupied subband.

condition [10] on the wave function ψ ,

$$\sigma_y \psi = \begin{cases} -\psi & \text{at } x = 0, \\ +\psi & \text{at } x = W. \end{cases} \quad (3)$$

This boundary condition corresponds to a mass term $m_0(x)\sigma_z$ in H that vanishes inside the slab and tends to $+\infty$ outside.

2.2. Dispersion relation

The Schrödinger equation $H\psi = E\psi$ can be solved analytically in the low-energy regime by linearizing in k_x and applying the effective mass approximation [11] $k_x \mapsto -i\partial/\partial x$. Integration of the resulting first-order differential equation in x gives

$$\psi(x) = e^{ix\Xi}\psi(0), \quad \Xi = \frac{1}{t_x}\sigma_x[E - H(0, k_y, k_z)]. \quad (4)$$

To ensure that an eigenstate of H satisfies the boundary condition (3), we require that

$$\langle -|e^{iW\Xi}| - \rangle = 0, \quad |\pm\rangle = \begin{pmatrix} 1 \\ \pm i \end{pmatrix}, \quad \sigma_y|\pm\rangle = \pm|\pm\rangle. \quad (5)$$

This reduces to the following dispersion relation for $E(k_y, k_z)$:

$$(E - \lambda \sin k_z)^2 - t_y^2 \sin^2 k_y - m_k^2 = q^2, \quad (6)$$

with transverse wave number q given by

$$\frac{m_k}{q} \tan(Wq/t_x) + 1 = 0. \quad (7)$$

In the mass term m_k we should set $k_x = 0$, as required by the linearization in k_x .

For imaginary $q = i\kappa t_x/W$ the transcendental equation (7) takes the form

$$\frac{\gamma}{\kappa} \tanh \kappa = 1, \quad \gamma = -\frac{Wm_k}{t_x}, \quad (8)$$

which is known as the Weiss equation in the theory of ferromagnetism [12]. A unique solution with $\kappa \geq 0$ exists for $\gamma \geq 1$, given by a generalized Lambert function [13]⁷:

$$\kappa = \frac{1}{2}\mathcal{W}(2\gamma; -2\gamma; -1). \quad (9)$$

A representative band structure is shown in figure 2.

2.3. Weyl cones and Fermi arcs

In the large- W limit of a thick slab, equation (7) can be solved separately for the bulk Weyl cones and the surface Fermi arcs. We thus recover the familiar dispersion relations in the bulk and surface Brillouin zones of a Weyl semimetal [14–17].

The bulk states have wave number $q \gg |m_k|$, quantized by $q = (n + \frac{1}{2})\pi t_x/W$, $n = 0, 1, 2, \dots$, with dispersion

$$E_{\text{bulk}}^{(n)} = \pm \sqrt{\left(n + \frac{1}{2}\right)^2 (\pi t_x/W)^2 + t_y^2 \sin^2 k_y + m_k^2} + \lambda \sin k_z. \quad (10)$$

The \pm distinguishes the upper and lower halves of the Weyl cones.

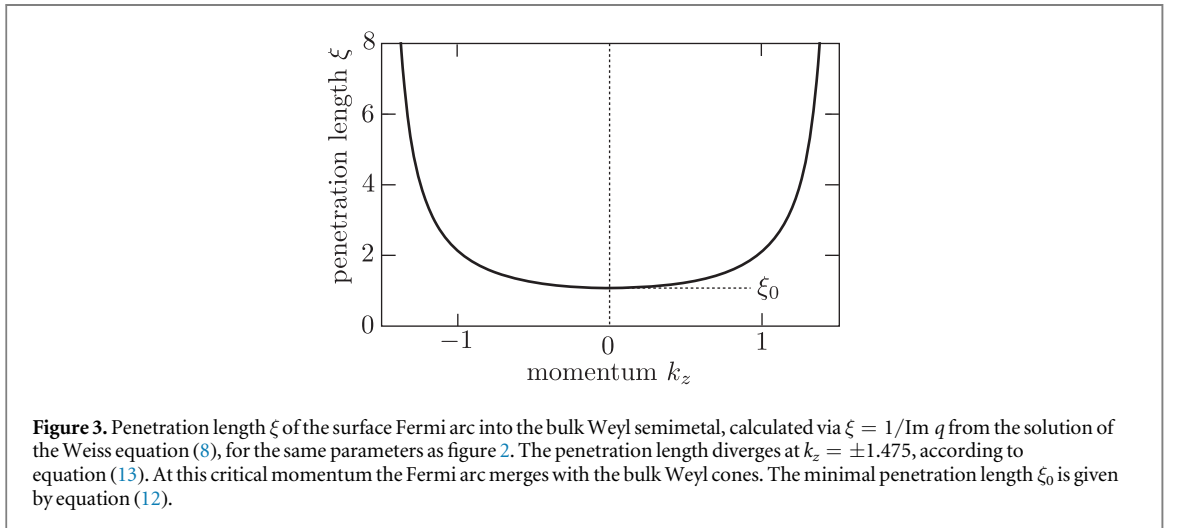
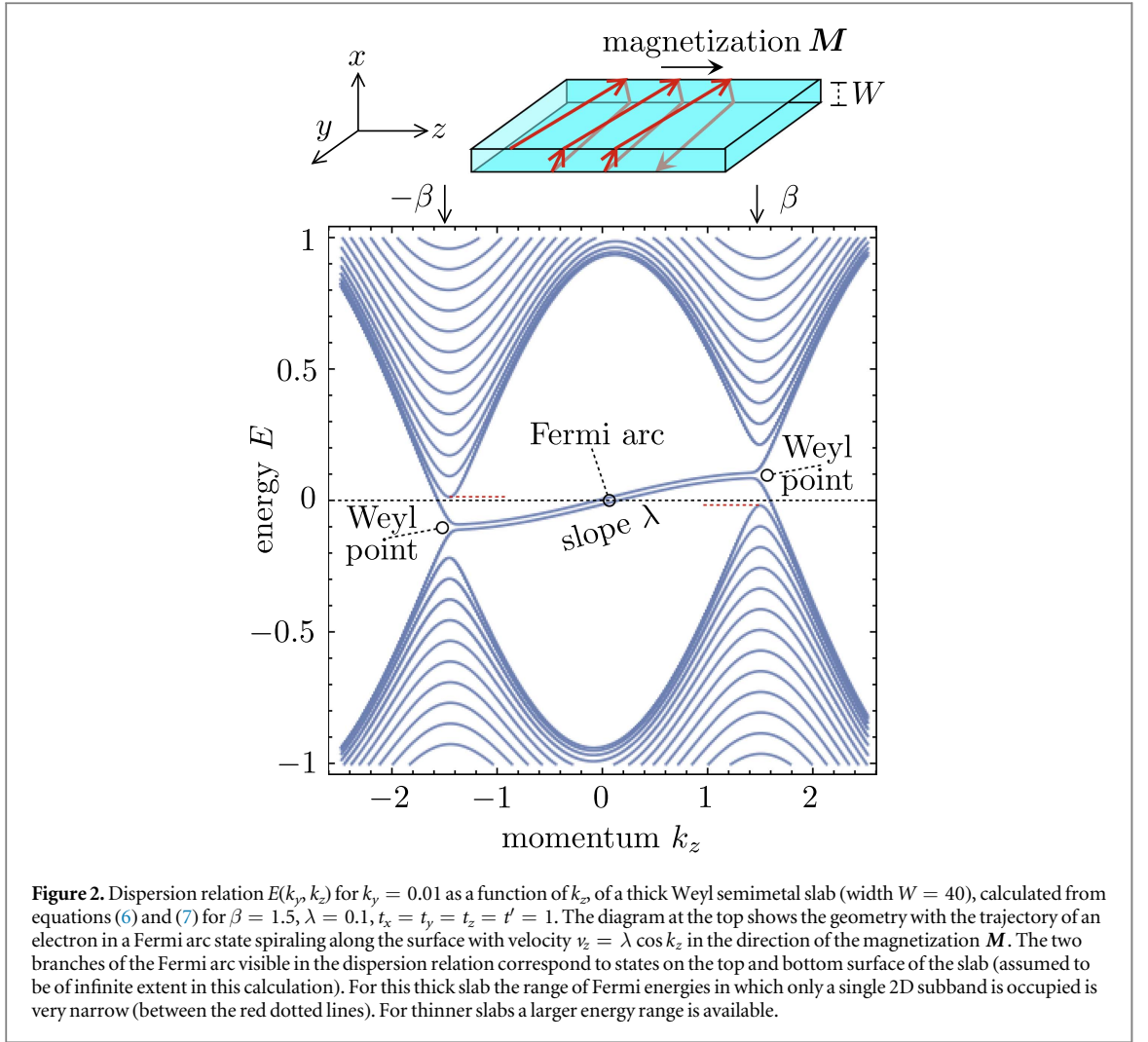
The surface Fermi arcs have a purely imaginary $q = im_k \Rightarrow \kappa = -\gamma$, which solves equation (8) in the large- W limit if $m_k < 0$. The corresponding surface dispersion (6) is

$$E_{\text{surface}} = \lambda \sin k_z \pm t_y \sin k_y, \quad |k_z| < \beta. \quad (11)$$

The \pm sign distinguishes the Fermi arcs on opposite surfaces ($-$ at $x = 0$ and $+$ at $x = W$). The trajectory of an electron in a Fermi arc state moves chirally along the surface (see top inset in figure 2), spiraling in the direction of the magnetization $\mathbf{M} = \beta\hat{z}$ with velocity $v_z = \lambda \cos k_z$.

The surface Fermi arc reconnects with the bulk Weyl cone near $k_z = \pm\beta$. This ‘Fermi level plumbing’ [18] is described quantitatively by the Weiss equation (7), as q switches from imaginary to real at a critical k_z^{crit} for which $\gamma = 1$. The penetration length $\xi = 1/\text{Im } q$ of the surface state into the bulk is plotted in figure 3, as a function of k_z for $k_y = 0$. Its minimal value near the center of the Brillouin zone is

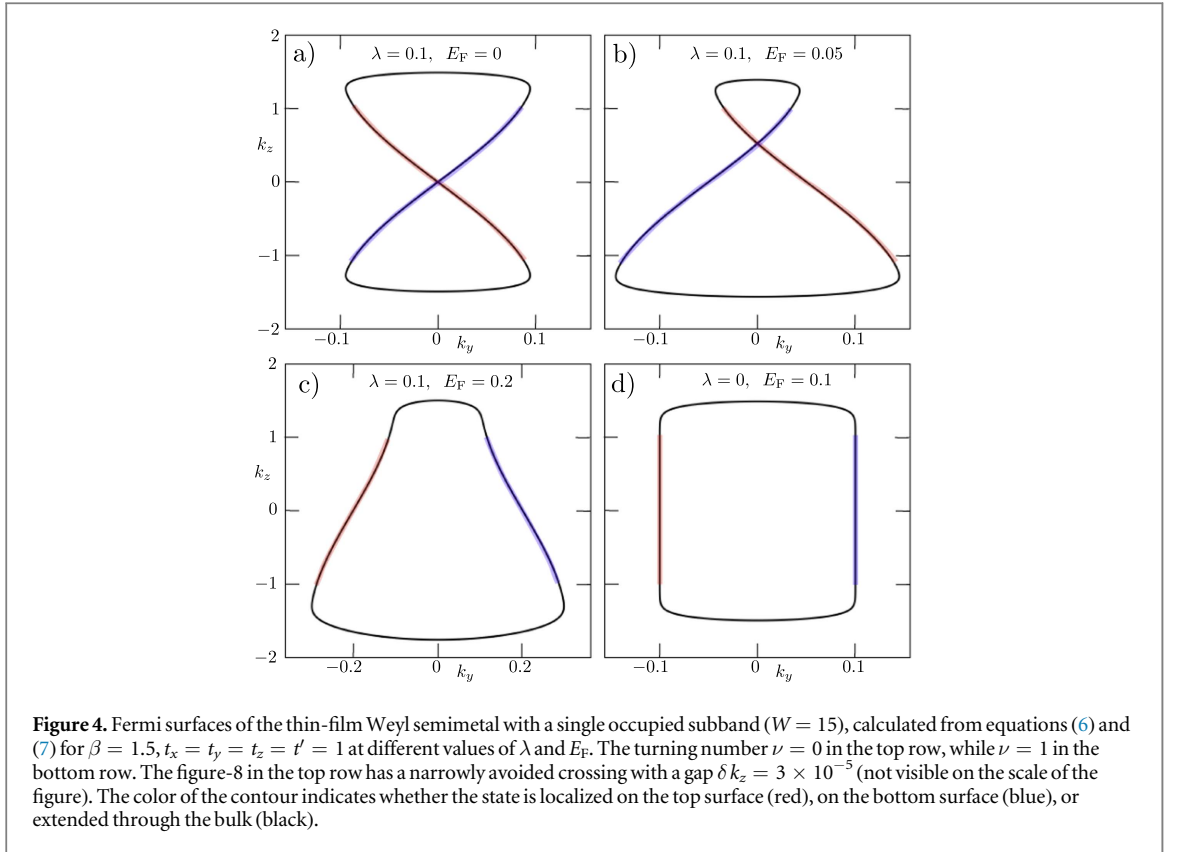
⁷The generalized Lambert function $\mathcal{W}(t; s; a)$ is defined as the solution of the equation $e^{\mathcal{W}}(\mathcal{W} - t) = a(\mathcal{W} - s)$.



$$\xi_0 = \frac{t_x}{(1 - \cos \beta) t_z}. \quad (12)$$

The critical wave vector $\mathbf{k} = (0, 0, k_z^{\text{crit}})$ at which the Fermi arc terminates because its penetration length diverges is slightly smaller than the position β of the Weyl point,

$$k_z^{\text{crit}} = \beta - \frac{t_x}{t_z W} + \mathcal{O}(W^{-2}). \quad (13)$$



3. Thin-film Fermi surface

For Fermi energies

$$|E_F| < \frac{\pi t_x}{2W} - \lambda \sin \beta, \quad (14)$$

a single 2D subband is occupied at the Fermi level, formed out of hybridized bulk and surface states. This 2DEG regime exists for thin films of width

$$W \lesssim W_c = \frac{\pi t_x}{2\lambda \sin \beta}. \quad (15)$$

The Fermi surface of the 2DEG, defined by the equi-energy contour $E(k_y, k_z) = E_F$, is plotted in figure 4 for several parameter values.

As discussed in the introduction, the turning number ν is a topological invariant of the equi-energy contour [2]. We see from figure 4 that the Fermi surface is twisted into a figure-8 with $\nu = 0$ when the Fermi level lies between the Weyl points, $|E_F| < \lambda \sin \beta$, while for larger Fermi energies the Fermi surface has $\nu = 1$. Because the turning number and the number of self-intersections must have opposite parity, the topological transition when E_F passes through a Weyl point must introduce a crossing in the Fermi surface [19]⁸.

The crossing of the equi-energy contour for small E_F is possible since the intersecting states are spatially separated on the top and bottom surfaces of the slab. For a finite ratio W/ξ_0 of slab width and penetration length (12) the crossing is narrowly avoided because of the exponentially small overlap of the states at opposite surfaces. From the Weiss equation (8) we calculate that the δk_z gap in the figure-8 is given by

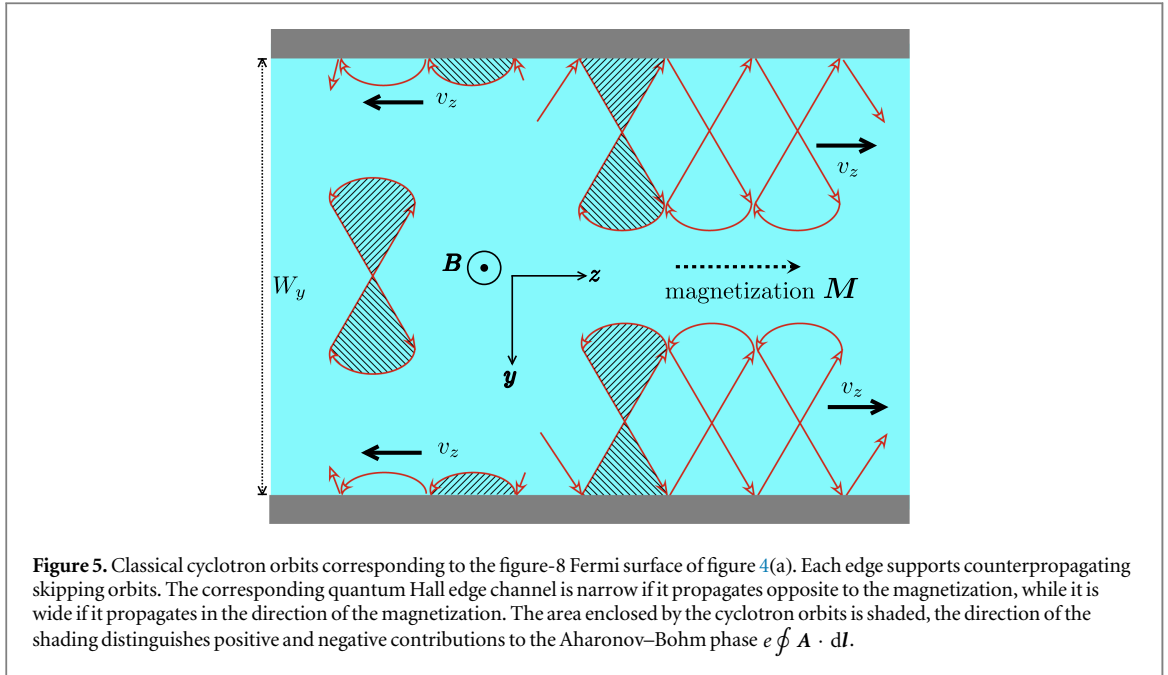
$$\delta k_z = \frac{4t_x}{\lambda \xi_0} e^{-W/\xi_0}. \quad (16)$$

When $W \simeq W_c$ the gap in the figure-8 is exponentially small if $W_c \gg \xi_0$, so for

$$(1 - \cos \beta) t_z \gg \lambda \sin \beta. \quad (17)$$

To make contact with some of the older literature [20–22], we note that the figure-8 Fermi surface of a Weyl semimetal is essentially different from the figure-8 equi-energy contour of a conventional metal with a saddle

⁸ The turning number $\nu = 1$ universality class may also have self-intersections in the Fermi surface, but there must be an even number of them. An example with $\nu = 1$ and two crossings is figure 4 of [19].



point in the Fermi surface. In that case the figure-8 requires fine tuning of the energy to the saddle point, while here the figure-8 persists over a range of energies between two Weyl points. Moreover, the orientation of the two lobes of the figure-8 is the same in the case of a saddle point, while here it is opposite.

4. Quantum Hall edge channels

4.1. Semiclassical analysis

A magnetic field B in the x -direction, perpendicular to the thin film, introduces Landau levels in the energy spectrum: for a gauge $\mathbf{A} = (0, 0, By)$ the momentum k_z is still a good quantum number, we seek the dispersion $E_n(k_z)$ of the n th Landau level.

Semiclassically, the n th Landau level is determined by the quantization of the signed area $S(E) = \oint k_y dk_z$ enclosed by the oriented equi-energy contour [23],

$$l_m^2 S(E_n) = 2\pi(n + \gamma), \quad n \in \mathbb{Z}, \quad (18)$$

with $l_m = (\hbar/eB)^{1/2}$ the magnetic length and $\gamma \in [0, 1)$ a B -independent offset. Depending on the clockwise or anti-clockwise orientation of the contour, the enclosed area is negative or positive. Note that the signed area enclosed by the figure-8 Fermi surface of figure 4(a) equals zero. The phase shift $\gamma = 0$ in a bulk Weyl semimetal, when the equi-energy contour encloses a gapless Weyl point [24–27]. For the thin film the numerical data indicates $\gamma = 1/2$.

If the thin film is confined to the strip $0 < y < W_y$, with $W_y \gg l_m$, the spectrum within the strip remains dispersionless, but at the boundaries $y = 0$ and $y = W_y$ propagating states appear. In the quantum Hall effect these are chiral edge channels, moving in opposite directions on opposite edges [28, 29]. The electrical conductance of the strip, for a current flowing in the z -direction, equals the number of edge channels N moving in the same direction times the conductance quantum e^2/h .

The classical skipping orbits that form the edge channels in a magnetic field can be directly extracted from the zero-field Fermi surface: the cyclotron motion in momentum space follows the equi-energy contour $E(k_x, k_z) = E_F$ with period $2\pi m_c/eB$, where

$$m_c = \frac{1}{2\pi} \frac{d}{dE} |S(E)| \quad (19)$$

is the cyclotron effective mass. (The figure-8 has $m_c \approx \beta/t_y$.) Because $\dot{\mathbf{k}} = e\dot{\mathbf{r}} \times \mathbf{B}$, the cyclotron motion in real space is obtained from the momentum space orbit by rotation over $\pi/2$ and rescaling by a factor l_m^2 . Specular reflection at the edge (with conservation of k_z) then gives for the figure-8 Fermi surface the skipping orbits of figure 5. Note that these orbits are 2D projections of 3D trajectories in the thin film: the intersections that are visible in the projected orbit correspond to overpassing trajectories on the top and bottom surfaces. (See figure 10(b) of [30] for a wave packet simulation of such a trajectory.)

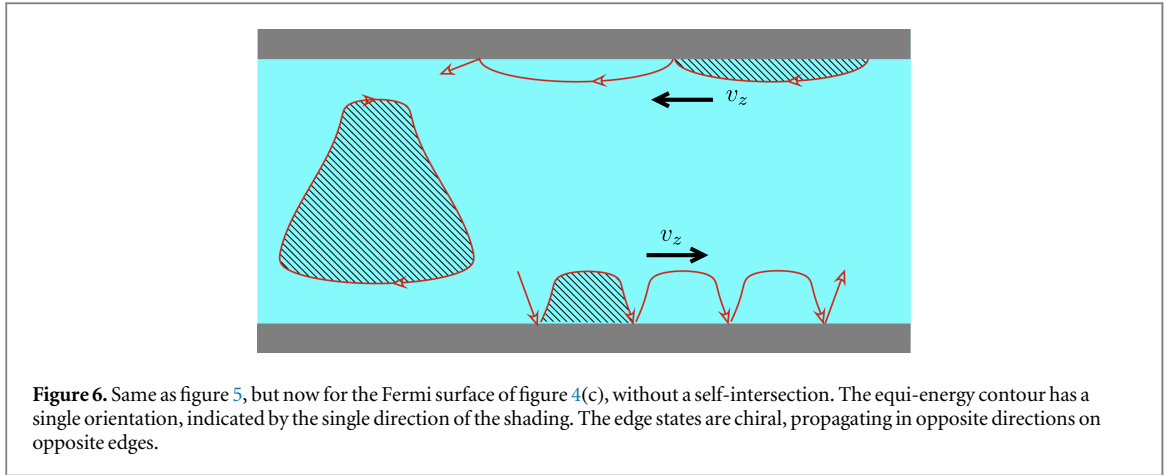


Figure 6. Same as figure 5, but now for the Fermi surface of figure 4(c), without a self-intersection. The equi-energy contour has a single orientation, indicated by the single direction of the shading. The edge states are chiral, propagating in opposite directions on opposite edges.

The real-space counterpart of the quantization rule (18) is that the Aharonov–Bohm phase $e \oint \mathbf{A} \cdot d\mathbf{l}$ picked up in one period of the cyclotron motion equals $2\pi(n + \gamma)$. For the skipping orbits this Bohr–Sommerfeld quantization rule still applies if the contour is closed by a segment along the edge, with an additional contribution to γ from reflection at the edge [31, 32].

For small n the skipping orbit should enclose a flux of the order of the flux quantum h/e , which divides the edge channels into two types, designated narrow and wide: the narrow edge channel propagates along the edge in the direction opposite to the magnetization⁹. It is tightly bound to the edge over a distance of order l_m , so that the enclosed area of order l_m^2 encloses a flux of order h/e . The wide edge channel propagates in the direction of the magnetization and extends further from the edge over a distance of order βl_m^2 . It still encloses a small flux of order h/e because contributions to $\oint \mathbf{A} \cdot d\mathbf{l}$ from the two sides of the crossing point have opposite sign.

The gap δk_z at the crossing point has no effect on the quantization if $l_m \delta k_z \ll 1$, which is satisfied for $l_m \lesssim W$ when

$$(W/\xi_0)e^{-W/\xi_0} \ll \lambda/t_x. \quad (20)$$

Because the exponent wins it is sufficient that $W \gg \xi_0$ to ensure that the figure-8 is effectively unbroken: the field-induced tunneling through the gap then occurs with near-unit probability, so to a good approximation the wave packet propagates in an unbroken figure-8.

The presence of counterpropagating edge channels at each edge requires a Fermi energy in between the Weyl points, $|E_F| < \lambda \sin \beta$, for a twisted Fermi surface. When the Fermi surface is a simple contour without self-intersections the edge channels are chiral, propagating in opposite directions on opposite edges as in figure 6.

4.2. Numerical simulation

To go beyond the semiclassical analysis we have diagonalized the model Hamiltonian (2) numerically, using the *Kwant* tight-binding code [33]. Figure 7 shows the dispersion relation with four edge states at $E_F = 0$, two counterpropagating at each edge. The corresponding density profile for each edge state is shown in figure 8. The two types of edge channels, one wide and the other narrow, are clearly visible.

In figure 9 we show the Landau levels in an infinite system as a function of the flux Φ through a unit cell. The Landau fan is fitted to

$$\frac{\hbar}{e\Phi} S_E = 2\pi(n + \gamma), \quad (21)$$

corresponding to the semiclassical formula (18). The resulting offset γ is consistent with $\gamma = 1/2$. We checked that the fitted value of S_E is close (within 2%) of the signed area enclosed by the figure-8 equi-energy contour. We also checked that the same $\gamma = 1/2$ is obtained when the equi-energy contour is a slightly deformed circle, rather than a figure-8.

5. Magnetoconductance

To determine the magnetotransport through the Weyl semimetal strip we connect it at both ends $z = 0$ and $z = L$ to a metal reservoir. Following a similar approach used for graphene [34], it is convenient to take the same

⁹ Throughout the paper we take β and λ positive. The direction of motion of the edge channels indicated in figure 5 should be inverted if either β or λ change sign.

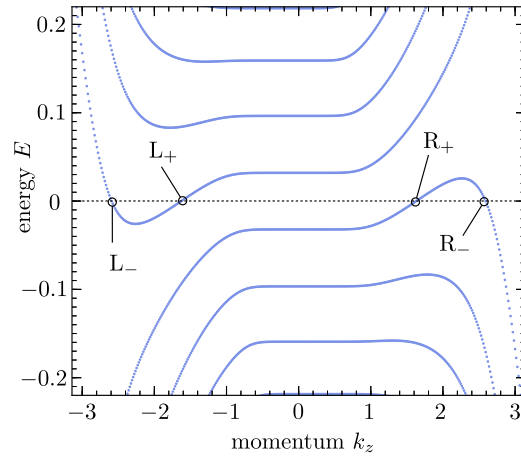


Figure 7. Dispersion relation of a thin-film Weyl semimetal strip ($W = 10$, $W_y = 80$) in a perpendicular magnetic field ($l_m = 4.5$), calculated numerically from the tight-binding Hamiltonian (2). The material parameters are $\beta = 1.05$, $\lambda = 0.2$, $t_x = t_y = t_z = t' = 1$. At $E_F = 0$ this system has the figure-8 Fermi surface of figure 4(a). The letters indicate the counterpropagating edge channels, L_{\pm} at one edge and R_{\pm} at the opposite edge.

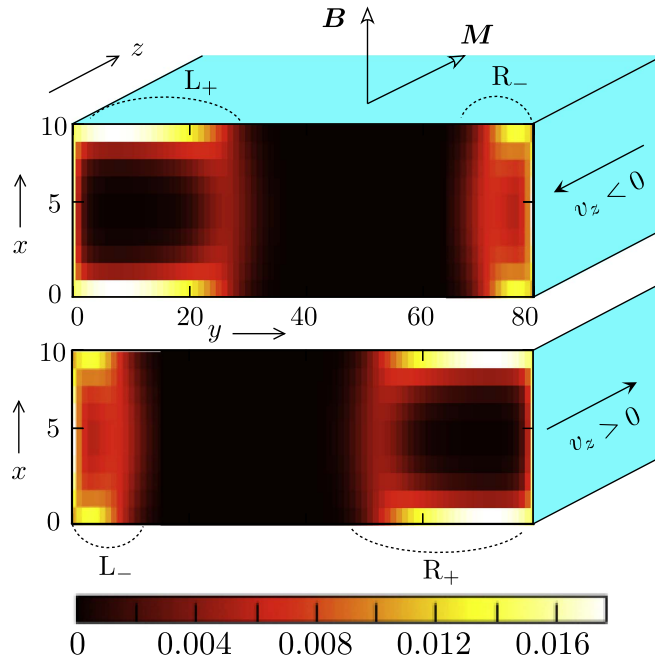
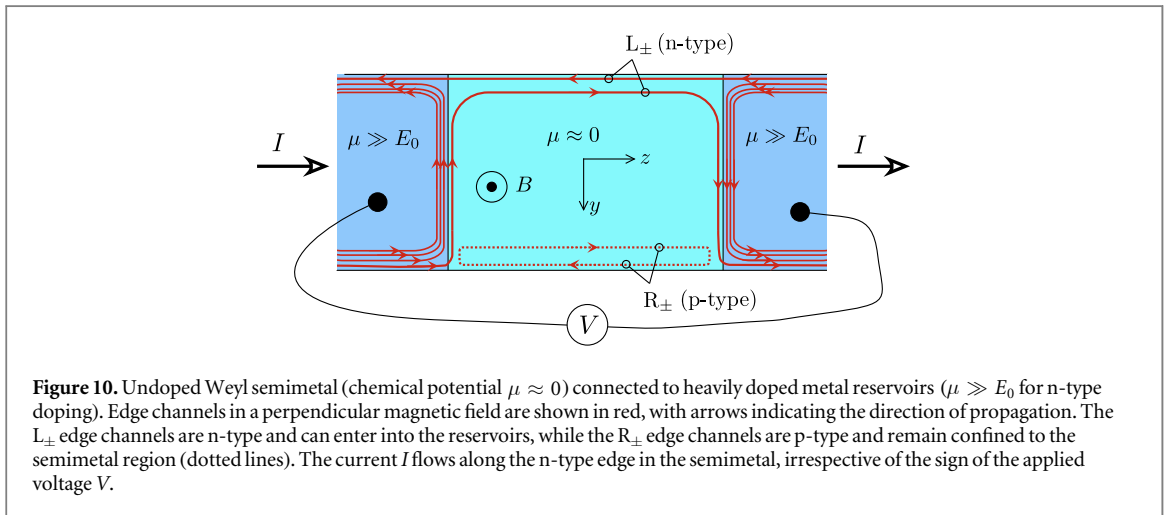
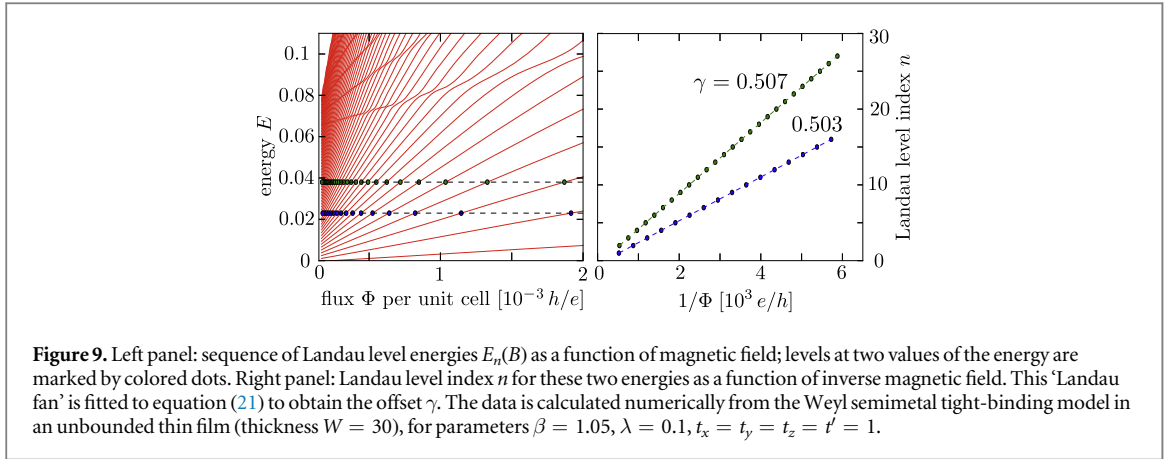


Figure 8. Probability density $|\psi(x, y)|^2$ for the four edge states labeled in the dispersion of figure 7. The density is translationally invariant in the z -direction, the color plots show a cross section in the x - y plane (separated in two panels for clarity). Each edge has a counterpropagating pair of edge states, one with $v_z < 0$ tightly bound to the edge (width $\approx l_m = 4.5$), the other with $v_z > 0$ penetrating more deeply into the bulk (width $\approx \beta l_m^2 = 21$).

model Hamiltonian (2) throughout the system, with the addition of a z -dependent chemical potential term $-\mu(z)\sigma_0$. (Physically, this potential could be controlled by a gate voltage.) We set $\mu(z) = 0$ in the semimetal region $0 < z < L$ and take $\mu(z) \gg E_0$ in the metal reservoirs ($x < 0$ and $x > L$). This corresponds to n-type doping of the reservoir. (For p-type doping we would take $\mu(z) \ll -E_0$.)

We distinguish n-type and p-type edge channels in the Weyl semimetal depending on whether they reconnect at large $|E|$ with the upper Weyl cones (n-type) or with the lower Weyl cones (p-type). Referring to the dispersion of figure 7, the channels L_{\pm} at the $y = 0$ edge are n-type, while the channels R_{\pm} at the $y = W_y$ edge are p-type. The distinction is important, because only the n-type edge channels can be transmitted into the n-type reservoirs. As indicated in figure 10, the p-type channels are confined to the semimetal region, without entering into the reservoirs.

Upon application of a bias voltage V between the two n-type reservoirs a current I will flow along the n-type edge, with a conductance



$$G = I/V = \frac{e^2}{h} T_{y=0} \quad (22)$$

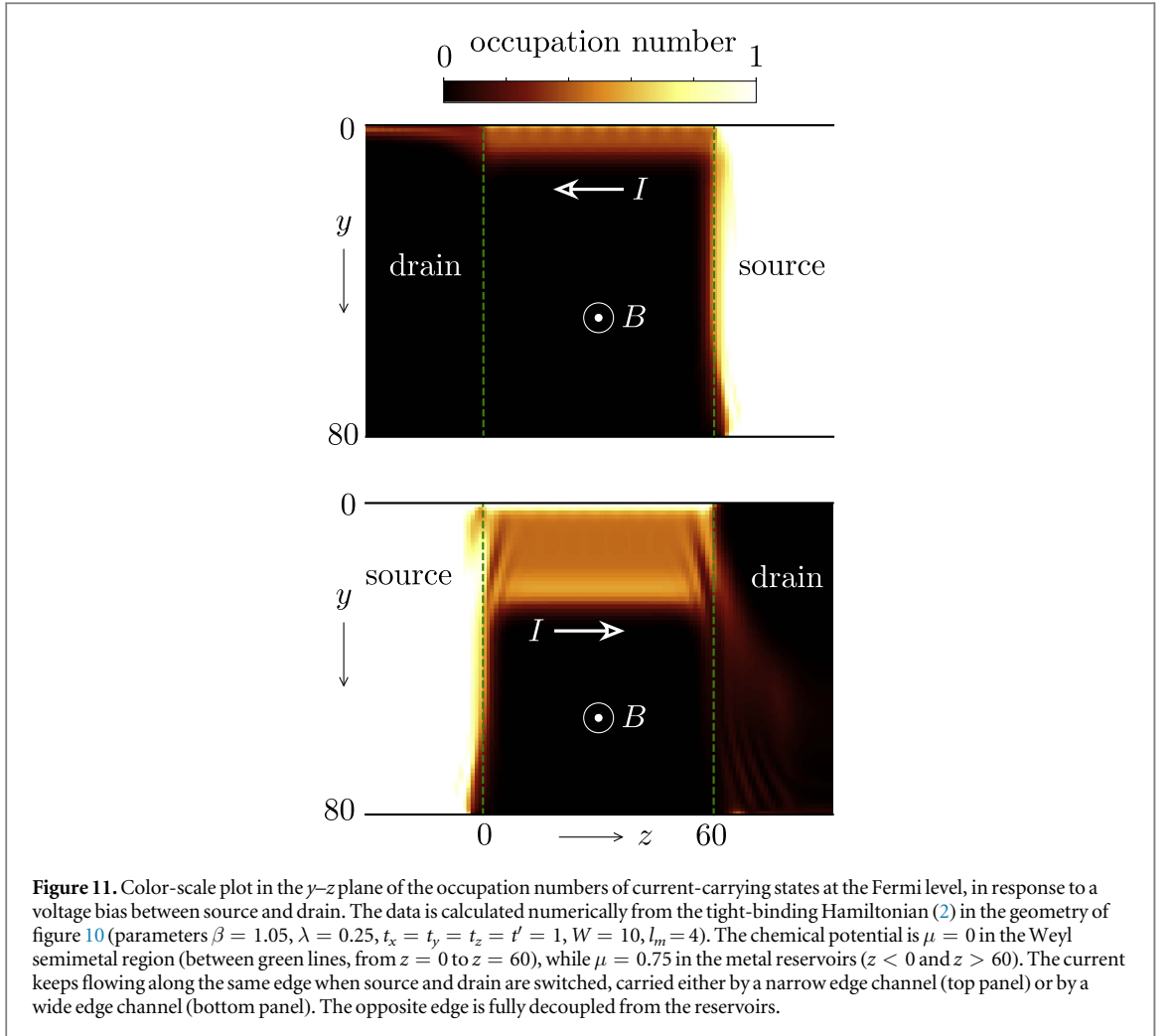
determined by the backscattering probability $T_{y=0}$ along the edge at $y = 0$, so $G = e^2/h$ without impurity scattering—see figure 12. This is not the usual edge conduction of the quantum Hall effect: as shown in figure 11, the current flows along the *same* edge when we change the sign of the voltage bias (switching source and drain), while in the quantum Hall effect the current switches between the edges when V changes sign. The only way to switch the edge here is to change the sign of the magnetic field, so that the n-type edge is at $y = W$, rather than at $y = 0$.

6. Discussion

We have discussed the unusual magnetic response of a 2DEG with a twisted Fermi surface. The topological transition from turning number $\nu = 1$ (the usual deformed Fermi circle) to turning number $\nu = 0$ (the figure-8 Fermi surface) happens when the Fermi level passes through the Weyl point of a thin-film Weyl semimetal with an in-plane magnetization and broken spatial inversion symmetry. We discuss several transport properties that could serve as signatures for the topological transition from $\nu = 1$ to $\nu = 0$.

In a magnetic field the figure-8 Fermi surface supports counterpropagating edge channels, see figure 10. At $E_F = 0$, with an equal number of left-movers and right-movers at each edge, the Hall resistance will vanish. This is the first magnetotransport signature. If we vary the Fermi level and enter the regime of chiral edge channels, we should see the appearance of a voltage difference between the edges in response to a current flowing along the edges.

The second signature is the edge-selectivity: although both edges support counterpropagating states, the current flows entirely along one of the two edges, determined by the direction of $\mathbf{M} \times \mathbf{B}$. This edge-selective current flow might be detected directly, or indirectly by introducing disorder on one edge only and measuring a difference between the conductance G for positive and negative B . Note that $G(B) \neq G(-B)$ does not violate



Onsager reciprocity, since for that we would need to change the sign of both magnetic field \mathbf{B} and magnetization \mathbf{M} .

A third signature is in the cyclotron resonance condition for the optical conductivity σ . As explained by Koshino [35] in the context of a type-II Weyl semimetal (which has a figure-8 cyclotron orbit at a specific energy where electron and hole pockets touch [36]), the resonance frequency is twice as small for an electric field oriented along the long axis of the figure-8, than it is for an electric field oriented along the short axis. In the geometry of figure 5, the resonance frequency equals eB/m_c for σ_{yy} and $2eB/m_c$ for σ_{zz} .

In our analysis we have not included disorder effects. The counterpropagating edge channels can be coupled by disorder, and this would reduce the conductance below the quantized value of $G = e^2/h$ seen in figure 12. There is no symmetry to protect this quantization, like there is for the helical edge channels in the quantum spin Hall effect, but there is a spatial separation of wide and narrow edge channels (see figure 8), which may provide some robustness against backscattering by disorder.

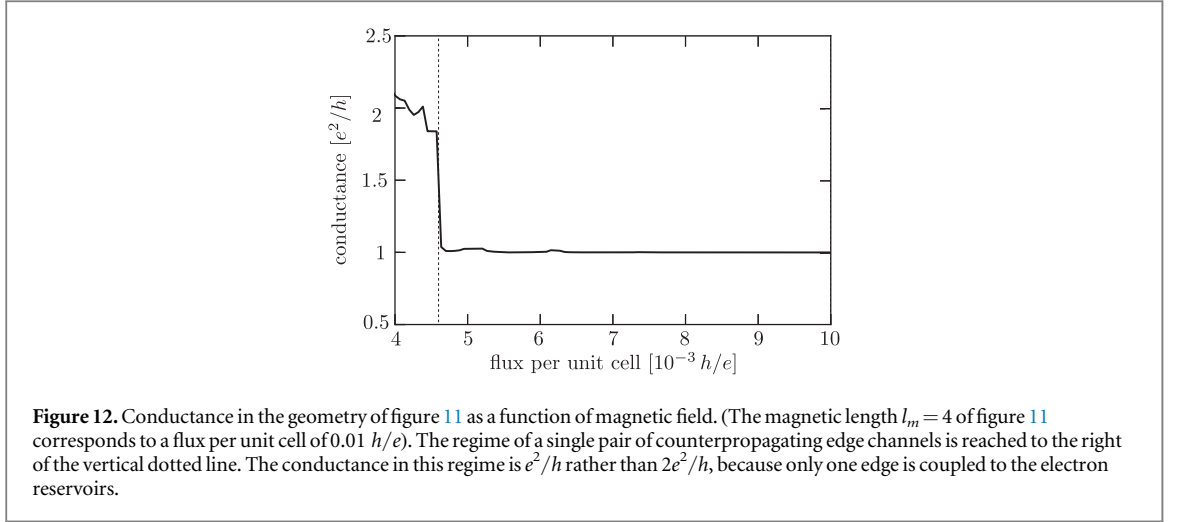
We have focused here on Fermi surfaces with turning number $\nu = 0$ and $\nu = 1$. It would be of interest to compare with other values of ν . A model Hamiltonian for $\nu = 2$, that could be a starting point for such a study, is given in the [appendix](#).

Acknowledgments

We have benefited from discussions with Hridis Pal. This research was supported by the Netherlands Organization for Scientific Research (NWO/OCW) and an ERC Synergy Grant.

Appendix. Effective 2D Hamiltonian

We derive an effective Hamiltonian for the thin-film Weyl semimetal. Starting from the full Hamiltonian (2), we discretize the x -direction by the substitution



$$\begin{aligned}\cos k_x &\mapsto \frac{1}{2}(\delta_{i,j-1} + \delta_{i,j+1}), \\ \sin k_x &\mapsto -\frac{1}{2}i(\delta_{i,j-1} - \delta_{i,j+1}).\end{aligned}\quad (\text{A1})$$

The Kronecker δ_{ij} is set to zero if either layer index i or j is outside of the set $\{1, 2, \dots, W\}$, corresponding to hard-wall boundary conditions at the top and bottom layer. Substitution in equation (2) leads to

$$\begin{aligned}H_{ij} &= \delta_{ij}[\sigma_y \sin k_y + M_{\mathbf{k}} \sigma_z] - \frac{1}{2}\delta_{i,j-1}(\sigma_z + i\sigma_x) \\ &\quad - \frac{1}{2}\delta_{i,j+1}(\sigma_z - i\sigma_x) + \delta_{ij} \lambda \sigma_0 \sin k_z,\end{aligned}\quad (\text{A2})$$

$$M_{\mathbf{k}} = 2 + \cos \beta - \cos k_z - \cos k_y. \quad (\text{A3})$$

For simplicity we have set $t_x = t_y = t' \equiv 1$. Since the λ term is a scalar, we can set it to zero for now and then add it at the end of the calculation.

After the unitary transformation $H \mapsto U^\dagger H U$ with $U = e^{i\pi\sigma_z/4} e^{i\pi\sigma_y/4}$ we have

$$H_{ij} = \delta_{ij}[\sigma_z \sin k_y + M_{\mathbf{k}} \sigma_x] - \frac{1}{2}\delta_{i,j-1}(\sigma_x + i\sigma_y) - \frac{1}{2}\delta_{i,j+1}(\sigma_x - i\sigma_y). \quad (\text{A4})$$

The square H^2 is block-diagonal in the σ index,

$$(H^2)_{ij} = \delta_{ij} \sigma_0 \sin^2 k_y + \begin{pmatrix} Z_{ij} & 0 \\ 0 & Z'_{ij} \end{pmatrix}, \quad (\text{A5a})$$

$$Z_{ij} = (M_{\mathbf{k}}^2 + 1 - \delta_{iW})\delta_{ij} - M_{\mathbf{k}}(\delta_{i,j-1} + \delta_{i,j+1}), \quad (\text{A5b})$$

$$Z'_{ij} = (M_{\mathbf{k}}^2 + 1 - \delta_{i1})\delta_{ij} - M_{\mathbf{k}}(\delta_{i,j-1} + \delta_{i,j+1}). \quad (\text{A5c})$$

The two $W \times W$ matrices Z and Z' have the same eigenvalues ζ , given by

$$\text{Det}(Z - \zeta) = (\text{Det } Z)[1 - \zeta \text{Tr } Z^{-1} + \mathcal{O}(\zeta^2)] = 0. \quad (\text{A6})$$

The low-energy spectrum is therefore given

$$E^2 = \sin^2 k_y + \zeta_0, \quad \zeta_0 = \frac{1}{\text{Tr } Z^{-1}} \ll 1, \quad (\text{A7})$$

which evaluates to

$$\zeta_0 = \frac{M_{\mathbf{k}}^{2W}}{1 + 2M_{\mathbf{k}}^2 + 3M_{\mathbf{k}}^4 + 4M_{\mathbf{k}}^6 + \dots + WM_{\mathbf{k}}^{2W-2}} = \frac{M_{\mathbf{k}}^{2W}(1 - M_{\mathbf{k}}^2)^2}{1 - M_{\mathbf{k}}^{2W}[1 + (1 - M_{\mathbf{k}}^2)W]}. \quad (\text{A8})$$

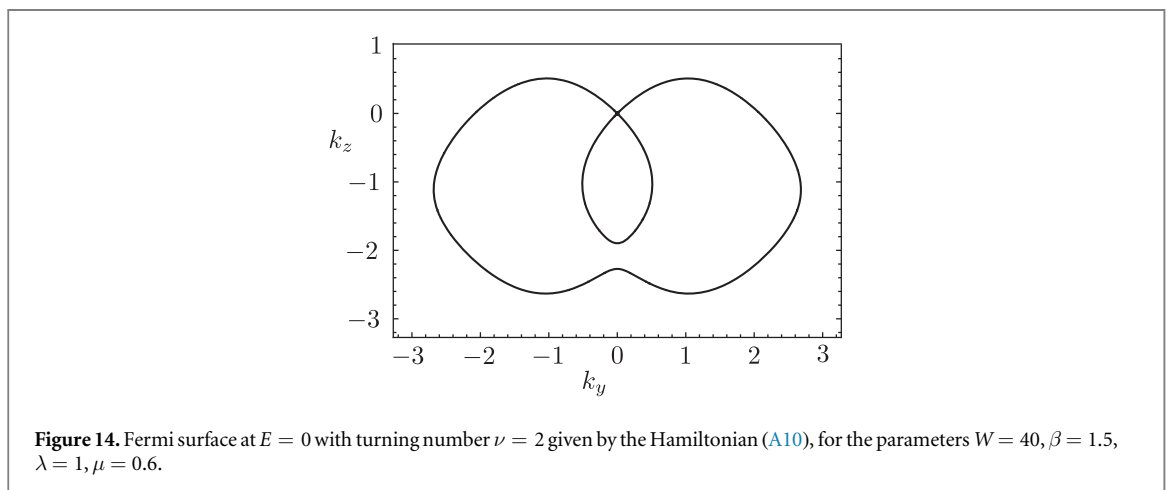
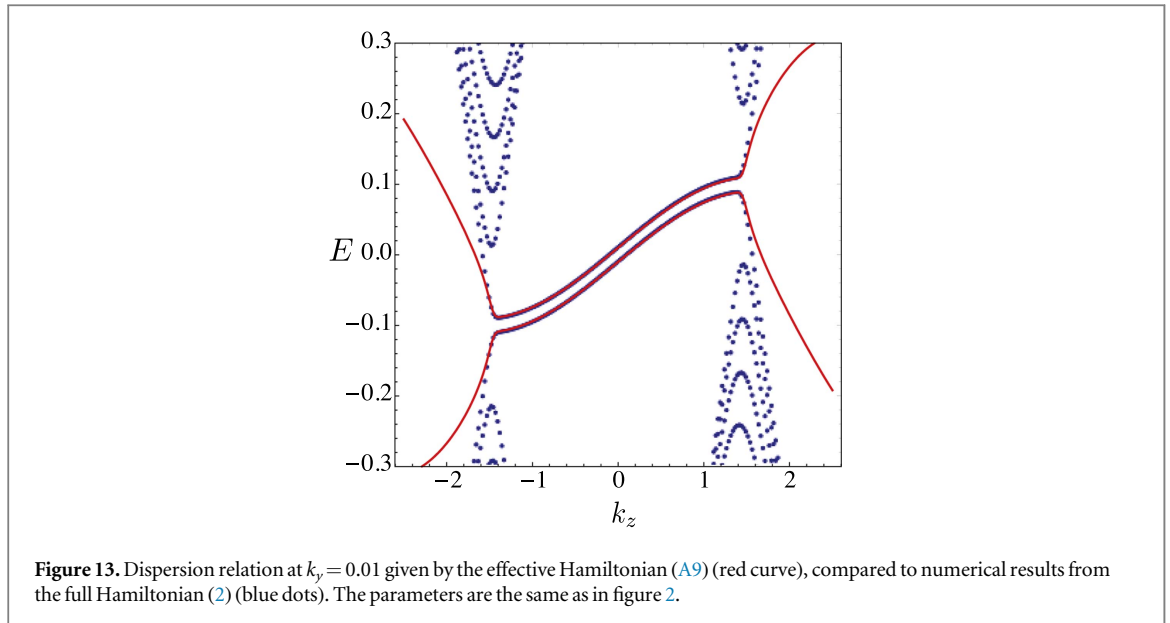
For $M_{\mathbf{k}} \ll 1$ we have simply $\zeta_0 \approx M_{\mathbf{k}}^{2W}$.

The corresponding effective low-energy Hamiltonian takes the form

$$H_{\text{eff}} = \sigma_x \sqrt{\zeta_0} + \sigma_y \sin k_y + \lambda \sigma_0 \sin k_z, \quad (\text{A9})$$

where we have reinstated the λ term. A comparison of the energy spectrum of the effective Hamiltonian with the result from an exact numerical diagonalization of the full Hamiltonian is shown in figure 13.

In closing, we note that a simple modification of this effective 2D Hamiltonian can be used to describe Fermi surfaces with turning number greater than unity. As an example, the Hamiltonian



$$\tilde{H}_{\text{eff}} = H_{\text{eff}} + \mu(2 - \cos k_z - \cos k_y)\sigma_0 \quad (\text{A10})$$

has the $\nu = 2$ Fermi surface shown in figure 14.

ORCID iDs

C W J Beenakker  <https://orcid.org/0000-0003-4748-4412>

References

- [1] Hasan M Z and Lin H 2009 Warping the cone on a topological insulator *Physics* **2** 10
- [2] See Erickson J *Lecture Notes on Computational Topology: Generic and Regular Curves* (<http://tinyurl.com/turningnumbers>)
- [3] Gauss C F 1900 *Zur Geometria Situs* vol 8 (Berlin: Springer) pp 271–81 published in: Werke
- [4] Wang Z, Alexandradinata A, Cava R J and Bernevig B A 2016 Hourglass fermions *Nature* **532** 189
Chernodub M N 2017 The Nielsen–Ninomiya theorem, PT-invariant non-Hermiticity and single 8-shaped Dirac cone *J. Phys. A* **50** 385001
- [5] Potter A C, Kimchi I and Vishwanath A 2014 Quantum oscillations from surface Fermi-arcs in Weyl and Dirac semi-metals *Nat. Commun.* **5** 5161
- [6] Zhang Y, Bulmash D, Hosur P, Potter A C and Vishwanath A 2016 Quantum oscillations from generic surface Fermi arcs and bulk chiral modes in Weyl semimetals *Sci. Rep.* **6** 23741
- [7] Bulmash D and Qi X-L 2016 Quantum oscillations in Weyl and Dirac semimetal ultra-thin films *Phys. Rev. B* **93** 081103
- [8] Yang K-Y, Lu Y-M and Ran Y 2011 Quantum Hall effects in a Weyl semimetal: possible application in pyrochlore iridates *Phys. Rev. B* **84** 075129
- [9] Okugawa R and Murakami S 2014 Dispersion of Fermi arcs in Weyl semimetals and their evolutions to Dirac cones *Phys. Rev. B* **89** 235315

- [10] Berry M V and Mondragon R J 1987 Neutrino billiards: time-reversal symmetry-breaking without magnetic fields *Proc. R. Soc. A* **412** 53
- [11] Luttinger J M and Kohn W 1955 Motion of electrons and holes in perturbed periodic fields *Phys. Rev.* **97** 869
- [12] Barsan V and Kuncser V 2017 Exact and approximate analytical solutions of Weiss equation of ferromagnetism and their experimental relevance *Phil. Mag. Lett.* **97** 359
- [13] Mező I and Keady G 2006 Some physical applications of generalized Lambert functions *Eur. J. Phys.* **37** 065802
- [14] Hasan M Z, Xu S-Y, Belopolski I and Huang S-M 2017 Discovery of Weyl fermion semimetals and topological Fermi arc states *Annu. Rev. Condens. Matter Phys.* **8** 289
- [15] Yan B and Felser C 2017 Topological materials: Weyl semimetals *Annu. Rev. Condens. Matter Phys.* **8** 337
- [16] Burkov A A 2018 Weyl metals *Annu. Rev. Condens. Matter Phys.* **9** 359
- [17] Armitage N P, Mele E J and Vishwanath A 2018 Weyl and Dirac semimetals in three-dimensional solids *Rev. Mod. Phys.* **90** 015001
- [18] Haldane F D M 2014 Attachment of surface Fermi arcs to the bulk Fermi surface: Fermi-level plumbing in topological metals arXiv:1401.0529
- [19] Siu Z B, Jalil M B A and Tan S G 2016 Dirac semimetal thin films in in-plane magnetic fields *Sci. Rep.* **6** 34882
- [20] Zil'berman G E 1958 Motion of electron along self-intersecting trajectories *JETP* **7** 513
- [21] Azbel' M Y 1961 Quasiclassical quantization in the neighborhood of singular classical trajectories *JETP* **12** 891
- [22] Roth L M 1966 Semiclassical theory of magnetic energy levels and magnetic susceptibility of Bloch electrons *Phys. Rev.* **145** 434
- [23] Kosevich A M 2006 Topology in the electron theory of metals *Topology in Condensed Matter (Springer Series in Solid-State Sciences vol 150)* (Berlin: Springer) p 3
- [24] Mikitik G P and Sharlai Y V 1999 Manifestation of Berry's phase in metal physics *Phys. Rev. Lett.* **82** 2147
- [25] Fuchs J N, Piéchon F, Goerbig M O and Montambaux G 2010 Topological Berry phase and semiclassical quantization of cyclotron orbits for two dimensional electrons in coupled band models *Eur. Phys. J. B* **77** 351
- [26] Alexandradinata A, Wang C, Duan W and Glazman L 2017 Topo-fermiology *Phys. Rev. Lett.* **119** 256601
- [27] Alexandradinata A and Glazman L 2017 Modern theory of magnetic breakdown arXiv:1708.09387
- [28] Halperin B I 1982 Quantized Hall conductance, current-carrying edge states, and the existence of extended states in a two-dimensional disordered potential *Phys. Rev. B* **25** 2185
- [29] Büttiker M 1988 Absence of backscattering in the quantum Hall effect in multiprobe conductors *Phys. Rev. B* **38** 9375
- [30] Yao H, Zhu M, Jiang L and Zheng Y 2017 Simulation on the electronic wave packet cyclotron motion in a Weyl semimetal slab *J. Phys. Condens. Matter* **29** 155502
- [31] Beenakker C W J, van Houten H and van Wees B J 1989 Skipping orbits, traversing trajectories, and quantum ballistic transport in microstructures *Superlatt. Microstruct.* **5** 127
- [32] Montambaux G 2011 Semiclassical quantization of skipping orbits *Eur. Phys. J. B* **79** 215
- [33] Groth C W, Wimmer M, Akhmerov A R and Waintal X 2014 Kwant: a software package for quantum transport *New J. Phys.* **16** 063065
- [34] Tworzydło J, Trauzettel B, Titov M, Rycerz A and Beenakker C W J 2006 Sub-Poissonian shot noise in graphene *Phys. Rev. Lett.* **96** 246802
- [35] Koshino M 2016 Cyclotron resonance of figure-of-eight orbits in a type-II Weyl semimetal *Phys. Rev. B* **94** 035202
- [36] O'Brien T E, Diez M and Beenakker C W J 2016 Magnetic breakdown and Klein tunneling in a type-II Weyl semimetal *Phys. Rev. Lett.* **16** 236401