



Universiteit
Leiden
The Netherlands

Planet Formation Imager (PFI): science vision and key requirements

Kraus, S.; Monnier, J.D.; Ireland, M.J.; Duchene, G.; Espaillat, C.; Honig, S.; ... ; Rosotti, G.P.

Citation

Kraus, S., Monnier, J. D., Ireland, M. J., Duchene, G., Espaillat, C., Honig, S., ... Rosotti, G. P. (2016). Planet Formation Imager (PFI): science vision and key requirements. *Optical And Infrared Interferometry And Imaging V*, 9907. doi:10.1117/12.2231067

Version: Not Applicable (or Unknown)

License: [Leiden University Non-exclusive license](#)

Downloaded from: <https://hdl.handle.net/1887/47058>

Note: To cite this publication please use the final published version (if applicable).

Planet Formation Imager (PFI): science vision and key requirements *

Stefan Kraus^a, John D. Monnier^b, Michael J. Ireland^c, Gaspard Duchêne^{d,e}, Catherine Espaillet^f, Sebastian Hönig^g, Attila Juhasz^h, Chris Mordasiniⁱ, Johan Olofsson^j, Claudia Paladini^k, Keivan Stassun^l, Neal Turner^m, Gautam Vasisht^m, Tim J. Harries^a, Matthew R. Bate^a, Jean-François Gonzalezⁿ, Alexis Matter^o, Zhaohuan Zhu^p, Olja Panic^h, Zsolt Regaly^q, Alessandro Morbidelli^o, Farzana Meru^h, Sebastian Wolf^r, John Ilee^h, Jean-Philippe Berger^s, Ming Zhao^t, Quentin Kral^h, Andreas Morlok^u, Amy Bonsor^h, David Ciardi^v, Stephen R. Kane^w, Kaitlin Kratter^x, Greg Laughlin^y, Joshua Pepper^z, Sean Raymond^{aa}, Lucas Labadie^{ab}, Richard P. Nelson^{ac}, Gerd Weigelt^{ad}, Theo ten Brummelaar^{ae}, Arnaud Pierens^{aa}, Rene Oudmajer^{af}, Wilhelm Kley^{ag}, Benjamin Pope^{ah}, Eric L. N. Jensen^{ai}, Amelia Bayoⁱ, Michael Smith^{aj}, Tabettha Boyajian^{ak}, Luis Henry Quiroga-Nuñez^{al,am}, Rafael Millan-Gabet^v, Andrea Chiavassa^o, Alexandre Gallenne^{an}, Mark Reynolds^b, Willem-Jan de Wit^{an}, Markus Wittkowski^s, Florentin Millour^o, Poshak Gandhi^g, Cristina Ramos Almeida^{ao}, Almudena Alonso Herrero^{ap}, Chris Packham^{aq}, Makoto Kishimoto^{ar}, Konrad R. W. Tristram^{an}, Jörg-Uwe Pott^{as}, Jean Surdej^{at}, David Buscher^h, Chris Haniff^h, Sylvestre Lacour^{au}, Romain Petrov^o, Steve Ridgway^{av}, Peter Tuthill^{aw}, Gerard van Belle^{ax}, Phil Armitage^{ay}, Clement Baruteau^{az}, Myriam Benisty^e, Bertram Bitsch^{ba}, Sijme-Jan Paardekooper^{ac}, Christophe Pinte^e, Frederic Masset^{bb}, Giovanni P. Rosotti^h

^aUniversity of Exeter, School of Physics, Stocker Road, Exeter, UK; ^bDepartment of Astronomy, University of Michigan, 500 Church St., Ann Arbor, USA; ^cResearch School of Astronomy & Astrophysics, Australian National University, Canberra, Australia; ^dUniversity of California, Berkeley, USA; ^eInstitut de Planétologie et d'Astrophysique de Grenoble, Grenoble Université Alpes/CNRS, Grenoble, France; ^fBoston University, Boston, USA; ^gUniversity of Southampton, Southampton, UK; ^hInstitute of Astronomy, Madingley Road, Cambridge, UK; ⁱUniversity of Bern, Bern, Switzerland; ^jInstituto de Física y Astronomía Valparaíso, Chile; ^kUniversité Libre de Bruxelles, Brussels, Belgium; ^lVanderbilt University, Nashville, USA; ^mJet Propulsion Laboratory, California Institute of Technology, Pasadena/CA, USA; ⁿUniv Lyon, Univ Lyon1, Ens de Lyon, CNRS, Centre de Recherche Astrophysique de Lyon UMR5574, F-69230, Saint-Genis-Laval, France; ^oUniversity of Nice-Sophia Antipolis, Observatoire de la Côte d'Azur, Nice, France; ^pDepartment of Astrophysical Sciences, Princeton University, Princeton/NJ, USA; ^qKonkoly Observatory, Research Center for Astronomy and Earth Sciences, Budapest, Hungary; ^rInstitute for Theoretical Physics and Astrophysics, University of Kiel, Kiel, Germany; ^sEuropean Southern Observatory, Karl Schwarzschild Strasse, 2, Garching bei München, Germany; ^tDepartment of Astronomy & Astrophysics, Pennsylvania State University, PA, USA; ^uInstitut für Planetologie Münster, Münster, Germany; ^vNASA Exoplanet Science Institute, Pasadena, USA; ^wSan Francisco State University, San Francisco, USA; ^xUniversity of Arizona, Arizona, USA; ^yYale University, New Haven, USA; ^zLehigh University, Bethlehem, USA; ^{aa}Laboratoire d'Astrophysique de Bordeaux, Bordeaux, France; ^{ab}University of Cologne, Cologne, Germany; ^{ac}Queen Mary

Univeristy of London, London, UK; ^{ad}Max Planck Institute for Radioastronomy, Bonn, Germany; ^{ae}Georgia State University, Atlanta, USA; ^{af}University of Leeds, Leeds, UK; ^{ag}University of Tübingen, Tübingen, Germany; ^{ah}University of Oxford, Oxford, UK; ^{ai}Swarthmore College, Swarthmore, PA USA; ^{aj}Kent University, Kent, UK; ^{ak}Yale University, New Haven, USA; ^{al}Sterrewacht Leiden, Leiden University, Leiden, The Netherlands; ^{am}Joint Institute for VLBI ERIC (JIVE), Dwingeloo, The Netherlands; ^{an}European Southern Observatory, Santiago, Chile; ^{ao}Instituto de Astrofísica de Canarias, La Laguna, Spain; ^{ap}University of Santander/University of Madrid, Madrid, Spain; ^{aq}University of Texas, San Antonio, USA; ^{ar}Kyoto Sangyo University, Kyoto, Japan; ^{as}MPIA, Heidelberg, Germany; ^{at}University of Liege, Liege, Belgium; ^{au}Observatoire de Paris, Paris, France; ^{av}National Optical Astronomy Observatory, Tucson, USA; ^{aw}Sydney University, Sydney, Australia; ^{ax}Lowell Observatory, Flagstaff, USA; ^{ay}University of Colorado and NIST, Colorado, USA; ^{az}Institut de Recherche en Astrophysique et Planétologie, CNRS/Université de Toulouse, Toulouse, France; ^{ba}Lund Observatory, Sweden; ^{bb}Universidad Nacional Autonoma de Mexico, Mexico

ABSTRACT

The Planet Formation Imager (PFI) project aims to provide a strong scientific vision for ground-based optical astronomy beyond the upcoming generation of Extremely Large Telescopes. We make the case that a breakthrough in angular resolution imaging capabilities is required in order to unravel the processes involved in planet formation. PFI will be optimised to provide a complete census of the protoplanet population at all stellocentric radii and over the age range from 0.1 to ~ 100 Myr. Within this age period, planetary systems undergo dramatic changes and the final architecture of planetary systems is determined. Our goal is to study the planetary birth on the natural spatial scale where the material is assembled, which is the “Hill Sphere” of the forming planet, and to characterise the protoplanetary cores by measuring their masses and physical properties. Our science working group has investigated the observational characteristics of these young protoplanets as well as the migration mechanisms that might alter the system architecture. We simulated the imprints that the planets leave in the disk and study how PFI could revolutionise areas ranging from exoplanet to extragalactic science. In this contribution we outline the key science drivers of PFI and discuss the requirements that will guide the technology choices, the site selection, and potential science/technology tradeoffs.

Keywords: planet formation, protoplanetary disks, extrasolar planets, high angular resolution imaging, interferometry

1. INTRODUCTION

Planet formation is one of the most fascinating and most active areas in contemporary astrophysics, linking the field of star formation with exoplanet research and with the quest for understanding the origin of our solar system.

The more than 2000 exoplanetary systems that have been discovered so far show a surprising diversity in architecture, featuring planet populations such as the “Hot Jupiters” and the “Super-Earths” that are not observed in our solar system. In order to explain this diversity, theoreticians consider different planet formation scenarios and simulate the dynamical mechanisms that could alter the system architecture following the birth of the planetary cores.

The most commonly discussed planet formation scenarios are the “core accretion” and the “gravitational instability” (GI) scenarios. Terrestrial planets can only form once the gaseous disk has dissipated, and the formation and stability of terrestrial planets depends critically on giant planet formation.¹

Further author information:

Send correspondence to S.K., E-mail: skraus@astro.ex.ac.uk, Telephone: +44 1392 724125

In the core accretion scenario,² the agglomeration of dust grains leads to the formation of solid cores of 5-10 Earth masses. Then the cores start to accrete a significant amount of gas from the protoplanetary disk. The gas accretion continues at a roughly constant rate over a few million years, until a total mass of 20-30 Earth masses is reached; finally, when the mass in the gas envelope is about equal to the core-mass, the gas gravitationally collapses onto the planet: the mass of the planet grows exponentially and reaches hundreds of Earth masses in $\sim 10\,000$ years.² This model explains well the internal structure of the gas giant planets in our solar system and is believed to work effectively in the inner few astronomical unit (au) of the disk. However, the core accretion model also encounters some fundamental problems – for instance, the planetary cores should undergo a fast orbital migration toward the central star (“Type I” migration³) and could be lost before having a chance to accrete a massive atmosphere.

Planet formation through gravitational instabilities,^{4–6} on the other hand, is believed to operate primarily in the outer disk regions (on scales of tens to hundreds of AU) and in the earliest stages of disk evolution, when self-gravity effects can cause parts of the disk to fragment (Figure 1). In contrast to the core accretion model, the key component that is important in forming the core is the gas, and hence gaseous cores form. This may well be the case for Jupiter,⁷ though the capture of solid material to form a core after the fragmenting stage in a gravitationally unstable disk has also been proposed.⁸

The goal of the PFI project is to advance our understanding of the physical processes involved in planet formation by observing these processes on the spatial scale where the planets are assembled, which is the circumplanetary disk. This poses strong requirements that can only be achieved with a future telescope facility, whose primary science goals will be:

- (a) to detect planets at all stello-centric radii and to build a complete picture of where planets form in disks,
- (b) to characterise the detected protoplanets with spectroscopy and to measure their masses from the kinematics in their circumplanetary disk,
- (c) to trace the planet population as function of time in order to understand the influence of planet-disk interaction mechanisms and other dynamical effects that determine the final system architecture.

Achieving our goals will revolutionize our understanding of the planet formation process, deepen our understanding of the architecture of exoplanetary systems, and provide direct insights into the history of our own solar system. It will allow us to relate exoplanet composition properties to the formation and migration history of the planets.

Based on our science objectives it is clear that a key requirement for PFI is its angular resolution. We need to resolve the circumplanetary disk around the forming planet which scales with the gravitational sphere of influence, or “Hill sphere” R_H , of the planet. For a planet of mass m , orbiting a star of mass M on a circular orbit with radius a , the radius of the Hill sphere can be approximated as (ref.⁹)

$$R_H \approx a \left(\frac{m}{3M} \right)^{1/3}. \quad (1)$$

Accordingly, the Hill sphere of a Jupiter-mass planet at the location of Jupiter in our solar system is 0.35 au and 0.07 au for a Jupiter-mass planet at $a = 1$ au. Assuming that the target star is located in a nearby star-forming region (distance 140 pc) and that the circumplanetary disk extends to $\sim 0.3R_H$ (ref.¹⁰), we need to resolve angular sizes of about 0.7 mas and 0.2 mas.

These angular scales are one to two orders of magnitude smaller than the diffraction-limited resolution of the upcoming generation of Extremely Large Telescopes (ELTs) at near-infrared wavelengths. Therefore, we plan PFI as an interferometric telescope array that features kilometric baselines and operates at the relevant infrared wavelengths. The general science motivation and technology perspective for PFI have already been outlined in our 2014 proceeding papers (Kraus et al.,¹¹ Monnier et al.,¹² Ireland & Monnier¹³). Therefore we focus in this article on giving a brief update on the organisational structure of the Science Working Group (SWG) that we have set up and on outlining some initial results and conclusions. The activities in the Technical Working Group (TWG) are outlined in several separate articles in these proceedings (Ireland et al.,¹⁴ Monnier et al.,¹⁵ Baron et al., Mozurkewich et al., Minardi et al., Besser et al., Petrov et al.).

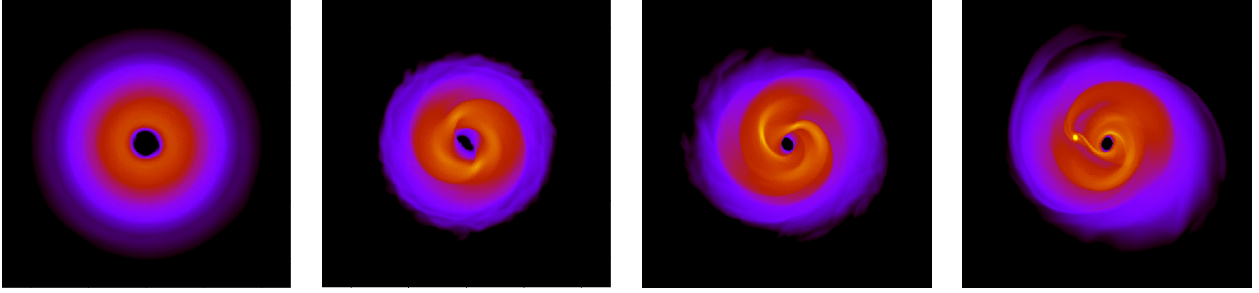


Figure 1. Simulation of a gravitationally unstable disk around a $0.3 M_{\odot}$ protostar. The simulation covered $\sim 16\,000$ years and were computed for a disk with an outer radius of 400 au. The colour scale indicates the logarithm of surface density, ranging from $0.1 - 300 \text{ g cm}^{-2}$. The disk is gravitationally unstable, which leads to formation of spiral waves and causes the disk to collapse into a bound protoplanetary fragment in the final panel. Credit: Boley et al.¹⁶

2. THE PFI SCIENCE WORKING GROUP

The PFI science working group is responsible for developing the top-level science requirements of PFI. In early 2014, we issued an open call to the star & planet formation, exoplanet, and high-angular resolution imaging communities and invited interested scientists to contribute to our effort. This call resulted in an overwhelming response of more than 120 scientists that expressed their interest. More than 70 scientists have already actively contributed towards our science whitebook.

The SWG is structured in 10 groups that investigate different aspects of the primary and of auxiliary science drivers. In the following sections we outlined the topics investigated by our SWG groups, and present some preliminary results.

The full work will be published as a collection of 10 individual articles in a peer-reviewed journal.

2.1 Protoplanetary Disk Structure & Disk Physics

Protostellar disks provide both the raw materials for planet formation and the environment where the planets are assembled. They control when and where planets can form, and which elements are available to be incorporated in their cores & atmospheres. Thus one of the main roadblocks to understanding planet formation is that we know so little about the basic processes governing the disks' evolution.

This working group investigates fundamental questions related to disk physics that could be addressed with PFI: How is orbital angular momentum extracted from accreting material? What is the nature of the flows in the disks' interiors and atmospheres? How does the dust evolve over time? How are outflows launched, accelerated, and collimated? How are the gas and dust removed as the disks disperse?

The mid-infrared N band ($8\text{-}13 \mu\text{m}$) is a particularly interesting wavelength band for disk studies with PFI, as it provides access to strong molecular and solid-state spectral features, including the $10 \mu\text{m}$ silicate band, several polycyclic aromatic hydrocarbon bands, and lines of water, OH, carbon monoxide and dioxide, and simple organic molecules such as HCN and C_2H_2 (ref.¹⁷). Spatially-resolved imaging in these lines offers opportunities to probe the radial distribution and transport of the gas and solid particles,¹⁸ the chemical reprocessing of the primordial materials by stellar UV radiation,¹⁹ and the mixing between surface layers and interior.²⁰

We also consider the case for implementing a polarimetric mode that could map the magnetic field strength in the inner regions of protoplanetary and/or circumplanetary disks in Zeeman-split spectral lines.

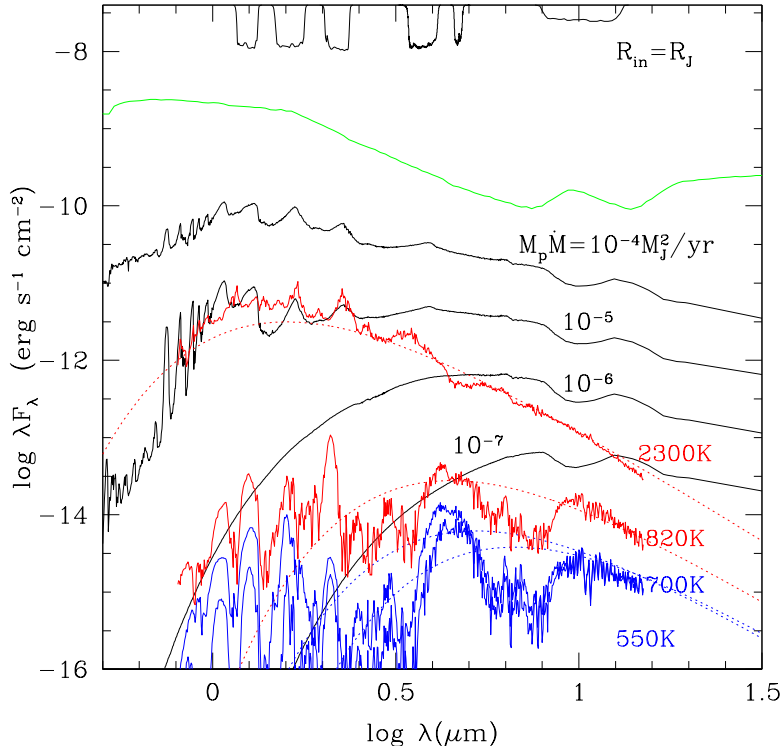


Figure 2. The SEDs of accreting circumplanetary disks at 100 pc (black curves). The product of the planet mass and the disk accretion rate ranges from 10^{-7} to $10^{-4} M_J^2 \text{yr}^{-1}$. The coloured curves show the SED of a 1 Myr old planet based on the “hot start” (red curve) and “cold start” models (blue curve),²⁴ where the top curves correspond to a $10 M_J$ planet and the bottom curve for a $1 M_J$ planet. For another comparison, the green curve is the SED of the protostar GM Aur (model spectrum from²⁵) scaled to 100 pc. At the top of each panel, the black curves indicate the transmission functions of J , H , K , L' , M , and N bands. Credit: Zhu²¹

2.2 Protoplanet Detection

This group reviews our knowledge about the observational characteristics of young planets, considering both the thermal emission from the planet surface and of the viscously-heated circumplanetary disk. Accreting circumplanetary disks can release a large amount of thermal energy due to the small size and deep potential of the planet.²¹ A moderately accreting circumplanetary disk ($\dot{M} \sim 10^{-8} M_\odot \text{yr}^{-1}$; enough to form a $10 M_J$ planet within 1 Myr) around a $1 M_J$ planet has a maximum temperature of ~ 2000 K and an accretion luminosity of

$$L_{disk} = \frac{GM_J \dot{M}}{2R_J} = 1.5 \times 10^{-3} L_\odot, \quad (2)$$

which is as bright as a late M-type brown dwarf^{22,23} or a $10 M_J$ planet in a “hot start” model (where R_J is the Jupiter radius and \dot{M} is the accretion rate on the planet). Model spectral energy distributions for circumplanetary accretion disks with different accretion rates are shown in Figure 2.

For spectroscopic observations, CO_2 , CH_4 , C_2H_2 , and NH_3 all have strong bands in the near- and mid-infrared. The M band includes the fundamental CO lines that could be suitable for tracing the kinematics of the circumplanetary disk, although confusion with CO emission from the circumstellar disk might be a problem. A better line tracer might be H_2O , in particular beyond the ice line, where local heating of the accreting planet might provide the predominant mechanism for producing gas-phase water. The L , M , and N bands contain also various line transitions from the Pfund and Humphrey series that might be suitable for tracing the hot gas in the circumplanetary disk and the accretion shock onto the planet.

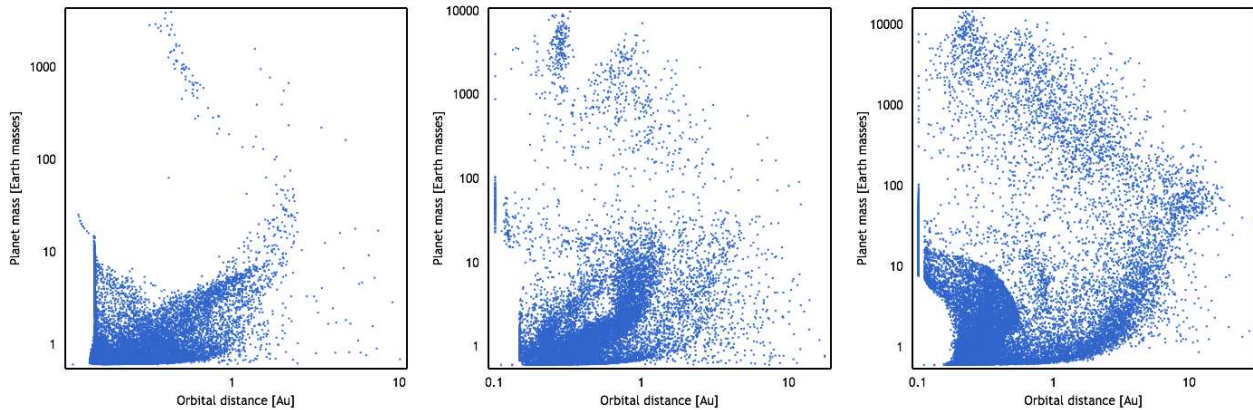


Figure 3. DACE population synthesis models^{28–30} (population CD753) at time steps of 0.3, 1, and 10 Myr. PFI will provide a complete picture of the protoplanet population at these age bins and above a certain mass threshold, which will allow us to much-needed input to constrain these theoretical predictions. Credit: Data Analysis Center for Exoplanets (DACE), University of Bern (<https://dace.unige.ch/evolution/index>)

2.3 Planet Formation Signatures in Pre-Main-Sequence Disks

After a planet has formed it will interact with the parent disk. The planet can alter the structure of the surrounding disk for instance by launching spiral density waves both inside and outside of the planetary orbit. Massive planets are capable of opening low density gaps in the disk or excite local and global disk eccentricity (Regály et al.^{26,27}). Multiple planets may open several individual gaps or wide common gaps depending on their orbital radius. Dust particles may get trapped at pressure maxima at the inner and outer edges of the gap. However, the disk influences their embedded planets as well. Angular momentum exchange between the planet and the disk results in the change of the semi-major axis of the planetary orbit, resulting in the migration of embedded planets. The detailed disk properties determine the migration speed as well as the eccentricity and inclination evolution of the planetary orbits.

Using detailed hydrodynamic simulations, this group investigates the observability of planet-disk interactions, for instance through spiral arms, warps, kinematical signatures, or disk shadows. We determine how these disk features can be used to infer the presence and properties of embedded planets, also by combining PFI imaging with complementary constraints from ALMA or the ELTs.

2.4 Exoplanetary System Architecture

This group simulates the "initial" exoplanet distribution for different formation mechanisms (core accretion, GI, ...) and considers the physical mechanisms that are thought to affect the architecture of (exo)planetary systems, including inward/outward migration and trapping in migration traps (like dead zones or disk truncation points). We use state-of-the-art population synthesis models to predict how the planet population changes during the age range covered by PFI (see Figure 3). Our aim is to identify the main sources of uncertainties in current population models and discuss how PFI will be able to capture the changes in system architecture as they happen (by observing a statistically significant number of systems in different age bins and then comparing the resulting distributions).

2.5 Planet Formation in Multiple Systems

Multiplicity is a commonplace property of star formation and planetary systems are found to exist in a broad range of multiple systems. Binary systems offer a variety of possible configurations, with planets orbiting one of the system's components (so called S-type planets) or located on a circumbinary orbit (P-type planets). Both of these types have been observed by the Kepler spacecraft: the most compact S-type giant planet-bearing binary system known to date is γ Cep,³¹ whose binary semi-major axis is 20 au, only 10-times wider than the planets orbit. Regarding P-type systems, one of the most remarkable Kepler discovery is that of several circumbinary

planets within mature systems (e.g. Kepler 16, ref.³²). These observations provide a renewed motivation for dedicated studies aimed at understanding how the physics of planet formation is affected by the presence of stellar companions. PFI, with its unprecedented imaging fidelity coupled with exquisite interferometric resolution will enable studies that directly probe the dynamical processes at play in such an environment.

PFI will be able to quantify

- (a) the effect that the presence of the stellar companion has on the overall structure of protoplanetary disks,
- (b) how the presence of a stellar companion modifies the interaction of a newly-formed planet with its parent disk (planetary accretion, gap opening, migration, eccentricity; e.g. Kley et al.,³³ Regály et al.³⁴)
- (c) the timescales on which the influence of a stellar companion affects the properties of a newly formed planetary system, and
- (d) how these effects depend on the mass, semi-major axis, eccentricity, and relative inclination of the binary orbit with respect to the disk.

This will provide critical insights on the formation of planetary systems in the context of multiple stellar systems, and how it relates to planet formation around single stars.

2.6 Late Stages of Planet Formation

Contemporary studies suggest that the (originally gas-rich) primordial disks will dissipate rapidly (e.g. ref.^{35,36}). The large majority of the gas content is believed to be removed from the circumstellar disk by photo-evaporation; a pressure driven wind of gas heated by high-energy radiation will efficiently deplete the disk of its gas content, even at large separation (see ref.³⁷ for a recent review). The disk depletion leaves a 'debris disk' behind, whose small dust grain population can be replenished by planetesimal collisions. What makes debris disks so interesting is not only the origin or their existence but the signatures left on the dust from the surrounding environment that can let us probe hidden components of the planetary systems. The detection of these signatures at the highest resolution and smaller inner working angle would be a priority for PFI.

Another intriguing science case is to search for giant impact events that are believed to mark the late stages of planet formation and that might also have been involved in the formation of the Earth-Moon system.³⁸ In evolved disks (ages $\gtrsim 100$ Myr), where most of the circumstellar dust has already been dispersed, such dust-creating events should be detectable as a strong circumplanetary excess of small dust grains.

2.7 Star Forming Regions / Target Selection

The success of PFI will crucially depend on the identification of the most promising targets for directly imaging planets during formation. In order to build up good statistics on the physics and diversity of planet formation pathways, this group seeks to identify a statistically significant number of targets in a number of astrophysically relevant "bins". We consider each of these parameters: disk structure (i.e. tracing the evolution from massive protostellar disks to T Tauri disks, to transitional disks, and debris disks), stellar age (i.e. tracing the emergence of planetary system architectures across the planet formation epoch from <1 Myr up to ~ 100 Myr), stellar mass (i.e. including both low-mass, solar-type T Tauri stars as well as intermediate-mass Herbig AeBe stars), and star-forming environment (i.e. including stars in both extreme environments such as dense OB clusters and in loose associations).

We created a list of 49 star-forming regions that could be targeted by PFI, including massive clusters, loose associations, and moving groups. From this list, we compiled a comprehensive target catalogue and determined the number of individual stars that would be accessible as function of limiting magnitude for the fringe tracking and science beam combination instrument. We also considered how the number of potential targets would vary for different observatory locations, namely in the Southern US, Chile, and Antarctica. Assuming a sensitivity of $K=12$ mag and $F_{8\mu\text{m}} > 10$ mJy (total flux), we find that about 2000 targets would be accessible from a Southern-US or Chilean site (Figure 4, top). This number is about 5-times lower from a potential Antarctica site (~ 350 ; Figure 4, bottom), due to the worse sky coverage at this extreme latitude. Therefore, the sensitivity requirements would need to be lowered if one would like to benefit from the superior atmospheric conditions at Antarctica.

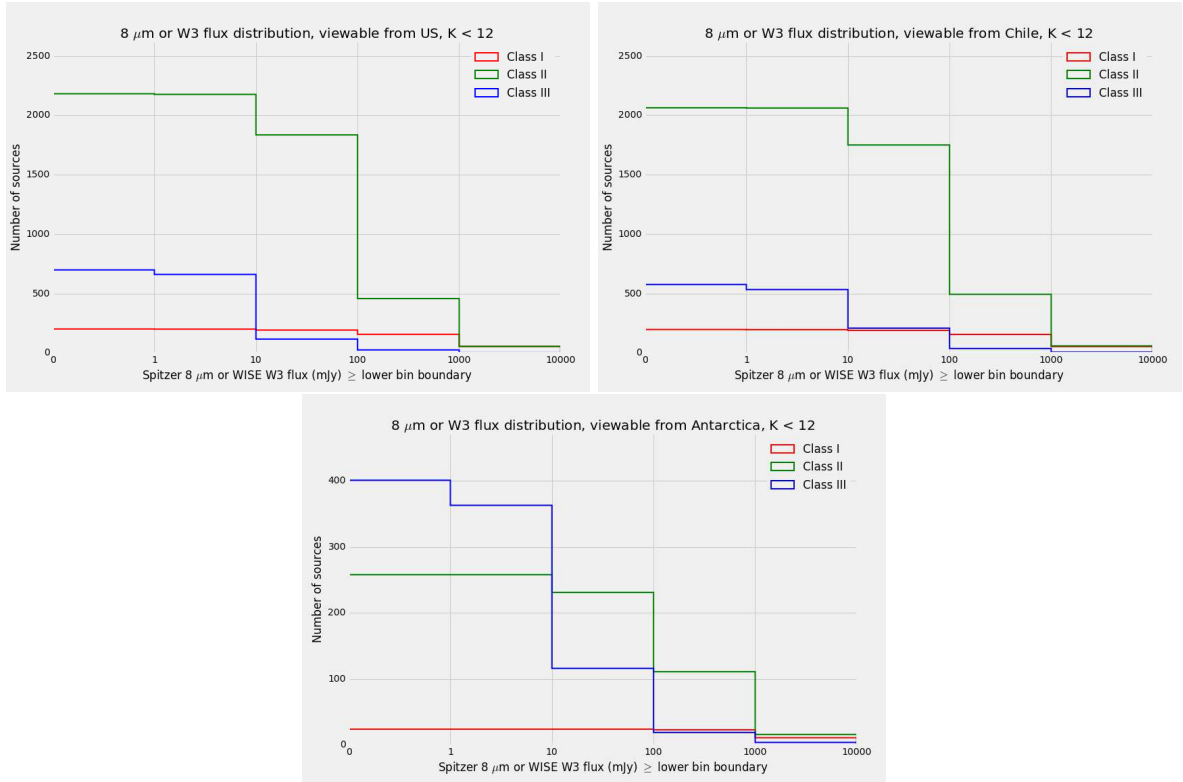


Figure 4. Number of targets accessible from a location in the Southern-US (top left), Chile (top right), and Antarctica (bottom), assuming a fringe tracker limiting magnitude of $K < 12$.

2.8 Secondary Science Cases: Exoplanets around Main-Sequence Stars

PFI will be able to contribute to exoplanet studies by characterising the properties of exoplanet host stars, both with respect to their fundamental parameters and the characterisation of stellar activity/noise.

Furthermore, we should be able to detect the brightest Hot Jupiters directly and to measure their astrometric orbits, which would remove the inclination degeneracy and result in a reliable mass determination for bright non-transiting systems, such as 51 Peg. The resulting spectra would allow us to determine the atmospheric composition and to detect molecular bands, for instance associated with H_2O , CO , CO_2 , and CH_4 . We will search for chemical gradients between the day and night side in tidally locked planets and gain new insights on the presence/absence of clouds and hazes.

2.9 Secondary Science Cases: Stellar Astrophysics

With its unique angular resolution, PFI has the potential to deliver breakthroughs in several fields of stellar astrophysics. Depending on the wavelength band chosen for the final design, the instrument will allow us to image the stellar surfaces and/or circumstellar environment of stars at various evolutionary stages. The recent studies of the stratification of the dynamic atmosphere of evolved stars (see ref.³⁹ or Paladini in this proceeding) are so far limited to nearby objects with solar metallicity. Such kind of works, especially when it comes to comparison with model atmospheres, are hampered by distance uncertainties.⁴⁰ A PFI design including baselines of the order of 1-up-to few km will certainly allow us to fully resolve giant stars in galactic globular clusters. A design including baseline lengths of about 4 km (L band) would allow to push the observations to the Magellanic Clouds. In both cases, by resolving the atmospheres of these giant stars, PFI will play a key role in the ongoing discussion of how the mass-loss process acts for stars with different metallicities.

Other key science cases identified involve the study of circumstellar envelopes of Cepheids, as well as the characterisation of Cepheids in binary systems; the weather patterns on white dwarf stars, and the accretion of matter onto black-hole in X-ray binaries.

2.10 Secondary Science Cases: Extragalactic Science & Cosmology

There are various fields in extragalactic astrophysics and cosmology that could profit from the high-angular resolution capabilities provided by PFI. The classical application of infrared interferometry in the field is spatially resolving the parsec-scale dusty environment of active galactic nuclei (AGN). We have now a sample of nearly 50 objects for which size and orientation of the dusty region could be constrained. However, except for the two brightest objects – NGC 1068 and the Circinus galaxy – the current baseline limit of 130 m does not allow us to formally resolve the torus. Interestingly, in the few objects with the best intrinsic resolution, we have clear evidence that the distribution of the dust is not as expected in the current torus paradigm. We rather see a two-component medium, of which the dominant one is suggested to be a dusty wind. The kilometric baselines of PFI are required to image the brightness distribution and to separate the different emission components for a large sample of AGN. For instance, with sensitivity of $K=13$, approximately 100 AGN at distances out to 1000 Mpc could be resolved with PFI.

Resolving a large sample of AGN would also open new applications in cosmology, where the Hubble constant H_0 is a key parameter in the “ λ Cold Dark Matter (λ CDM)” standard model for the state of the universe. H_0 relates the recession velocities of (local) galaxies, or their redshift, to their distance. While this relation naturally makes H_0 important to determine extragalactic distances from redshifts, the reverse also holds true: if we know direct distances to extragalactic sources, we will be able to determine H_0 . However, these distances estimates are very limited. The classical approach to measuring distances and, therefore, estimate the Hubble constant uses a set of direct and indirect distance indicators, starting from parallax measurements in the Galaxy to Cepheids in satellites and nearby galaxies and finally type Ia supernovae (SN Ia) further away. This “cosmic distance ladder” hinges on a few key direct measurements that anchor the indirect “standard candles” where the luminosity of the source is correlated to some observable property (e.g. variability period in Cepheids or width of brightness peak of SN Ia). Hönig et al.⁴¹ proposed to combine near-infrared continuum reverberation mapping with optical interferometry to measure the geometric distance to AGN. This method makes use of the fact that the near-IR emission originates within a ring of hot dust at about the dust sublimation radius of the dusty torus, which surrounds the black hole and accretion disk in AGN. An illustration of the “dust parallax distance” method is shown in Figure 5. Hönig et al.⁴² showed that such distance measurements are very precise ($\sim 10\%$ uncertainty), even if the data are unfavorable, by determining the distance to NGC4151 ($D = 19.0_{-2.4}^{+2.6}$ Mpc). PFI could observe a suitably sized sample of AGN that would allow reducing the error to the percent level and make this method a competitor for cosmology. PFI imaging will remove uncertainties about asymmetric/anisotropic emission in the torus and allow us to image the propagation of the “heating wave” in real time.

3. CONCLUSIONS

Since the inception of the project about two years ago, we have set up a strong science working group that is investigating the key science drivers for PFI. The highest science priority for PFI is the detection and characterisation of protoplanets during the formation process. The ELTs will be able to detect protoplanets in the outer disk regions (tens to hundreds of au), where planets form likely predominantly through gravitational instabilities. However, the majority of planets is expected to form at smaller separations (few au) through a fundamentally different mechanism, namely core accretion. This planet population is inaccessible with ALMA and the ELTs and PFI will be the only facility that will be able to detect these close-in planets, revealing the complete protoplanet population at all stellocentric radii. Most importantly, PFI will be able to trace the evolution of the planet population as a function of time and thereby unravel the dynamical processes that govern the final architecture of planetary systems.

In order to finalise the technical design for PFI, it is essential to converge on the optimal observing band, where the L/M band or N band are the most suitable choices.

Our preliminary results indicate that the shorter-wavelength L and M bands are optimal for detecting the circumplanetary disk in spectral line tracers. Line observations offer the prospect to detect even very low-mass

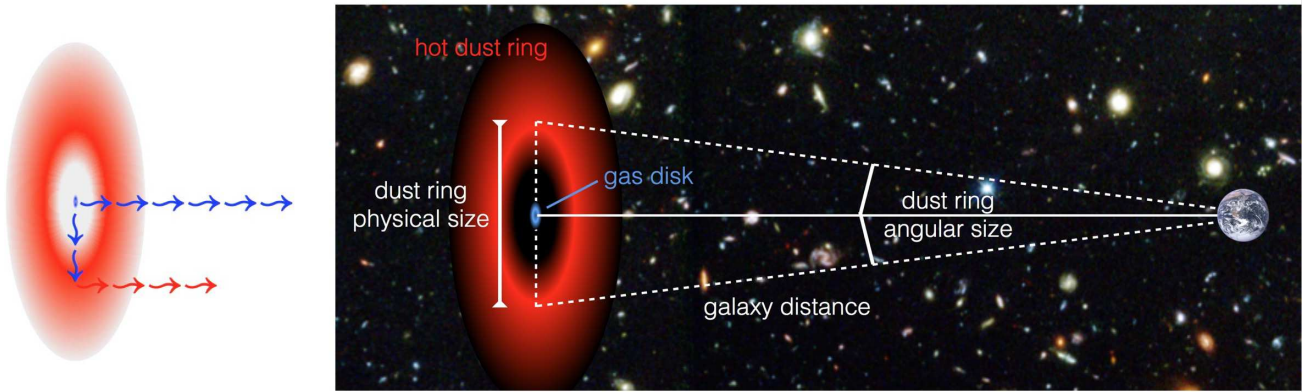


Figure 5. Illustration of the "dust parallax distance" measurement method. Using simple geometry, the distance to an AGN can be calculated from the angular size and physical size of the hot dust ring around the supermassive black hole. While reverberation mapping (left) enables us to determine the physical size of the ring (from the time lag between optical and near-infrared emission), the angular size can be measured by infrared interferometers such as PFI (right). Credit: Hönig et al.

protoplanets and to derive the planet mass from the kinematics of the circumplanetary disk. However, given the remaining uncertainties on the accretion properties of protoplanets, it is currently difficult to predict firm detection thresholds. The line detection method is also more tailored for detecting young protoplanets, but not able to trace the planets in the debris disk phase when accretion has ceased. These line-detection observations of the protoplanets could likely be achieved with a smaller number of apertures and with shorter baseline lengths, relaxing some of the technical requirements.

The N band, on the other hand, would be the optimal choice for tracing the thermal emission of the protoplanets as they cool in the first ~ 100 Myr. The $10\mu\text{m}$ dust continuum would also be optimal to image planet-induced disk structures and to characterise their dust mineralogy. However, for continuum detection, the contrast requirements are higher than for line detections and a large number of apertures is required to image the complex structures. The N band hydrogen recombination lines might be suitable for tracing the circumplanetary accretion disk and the accretion shock onto the planet, although these lines are weaker than the L/M band line tracers.

Based on these considerations we conclude that the science goals could be achieved either with an L/M band or N band-optimised variant of PFI, where we derive different requirements for these bands concerning sensitivity, spectral resolution, contrast, and imaging fidelity. The TWG will balance our science considerations against the technical readiness and cost driver considerations when choosing the optimal design.

ACKNOWLEDGMENTS

We acknowledge the work of the many colleagues that contributed to our SWG studies. Colleagues from all science backgrounds are invited to join our effort and to contact us via our project website <http://www.planetformationimager.org>. S.K. acknowledges support from an STFC Rutherford Fellowship (ST/J004030/1) and Philip Leverhulme Prize (PLP-2013-110). Part of this work was carried out at the Jet Propulsion Laboratory, California Institute of Technology, under a contract with the National Aeronautics and Space Administration. This publication makes use of The Data & Analysis Center for Exoplanets (DACE), which is a facility based at the University of Geneva (CH) dedicated to extrasolar planets data visualisation, exchange and analysis. DACE is a platform of the Swiss National Centre of Competence in Research (NCCR) PlanetS, federating the Swiss expertise in Exoplanet research. The DACE platform is available at <https://dace.unige.ch>.

REFERENCES

1. Morbidelli, A., "Scenarios of giant planet formation and evolution and their impact on the formation of habitable terrestrial planets," *Phil. Trans. R. Soc. A* **372**, 1471 (Apr. 2014).

2. Pollack, J. B., Hubickyj, O., Bodenheimer, P., Lissauer, J. J., Podolak, M., and Greenzweig, Y., “Formation of the Giant Planets by Concurrent Accretion of Solids and Gas,” *Icarus* **124**, 62–85 (Nov. 1996).
3. Ward, W. R., “Survival of Planetary Systems,” *ApJ* **482**, L211 (1997).
4. Kuiper, G. P., “On the Origin of the Solar System,” in [*50th Anniversary of the Yerkes Observatory and Half a Century of Progress in Astrophysics*], Hynek, J. A., ed., 357 (1951).
5. Boss, A. P., “Giant planet formation by gravitational instability,” *Science* **276**, 1836–1839 (1997).
6. Durisen, R. H., Boss, A. P., Mayer, L., Nelson, A. F., Quinn, T., and Rice, W. K. M., “Gravitational Instabilities in Gaseous Protoplanetary Disks and Implications for Giant Planet Formation,” *Protostars and Planets V*, 607–622 (2007).
7. Saumon, D. and Guillot, T., “Shock Compression of Deuterium and the Interiors of Jupiter and Saturn,” *ApJ* **609**, 1170–1180 (July 2004).
8. Helled, R., Podolak, M., and Kovetz, A., “Planetesimal capture in the disk instability model,” *Icarus* **185**, 64–71 (Nov. 2006).
9. Hamilton, D. P. and Burns, J. A., “Orbital stability zones about asteroids. II - The destabilizing effects of eccentric orbits and of solar radiation,” *Icarus* **96**, 43–64 (Mar. 1992).
10. Ayliffe, B. A. and Bate, M. R., “Gas accretion on to planetary cores: three-dimensional self-gravitating radiation hydrodynamical calculations,” *MNRAS* **393**, 49–64 (Feb. 2009).
11. Kraus, S., Monnier, J., Harries, T., Dong, R., Bate, M., Whitney, B., Zhu, Z., Buscher, D., Berger, J.-P., Haniff, C., Ireland, M., Labadie, L., Lacour, S., Petrov, R., Ridgway, S., Surdej, J., ten Brummelaar, T., Tuthill, P., and van Belle, G., “The science case for the Planet Formation Imager (PFI),” in [*Optical and Infrared Interferometry IV*], *Proc. SPIE* **9146**, 914611 (July 2014).
12. Monnier, J. D., Kraus, S., Buscher, D., Berger, J.-P., Haniff, C., Ireland, M., Labadie, L., Lacour, S., Le Coroller, H., Petrov, R. G., Pott, J.-U., Ridgway, S., Surdej, J., ten Brummelaar, T., Tuthill, P., and van Belle, G., “Planet formation imager (PFI): introduction and technical considerations,” in [*Optical and Infrared Interferometry IV*], *Proc. SPIE* **9146**, 914610 (July 2014).
13. Ireland, M. J. and Monnier, J. D., “A dispersed heterodyne design for the planet formation imager,” in [*Optical and Infrared Interferometry IV*], *Proc. SPIE* **9146**, 914612 (July 2014).
14. Ireland, M. J., Monnier, J. D., Kraus, S., Isella, A., Minardi, S., Petrov, R., ten Brummelaar, T., Young, J., Vasisht, G., Mozurkewich, D., Rinehart, S., Michael, E. A., van Belle, G., and Woillez, J., “Status of the Planet Formation Imager (PFI) concept,” *ArXiv e-prints* (Aug. 2016).
15. Monnier, J. D., Ireland, M. J., Kraus, S., Baron, F., Creech-Eakman, M., Dong, R., Isella, A., Merand, A., Michael, E., Minardi, S., Mozurkewich, D., Petrov, R., Rinehart, S., ten Brummelaar, T., Vasisht, G., Wishnow, E., Young, J., and Zhu, Z., “Architecture design study and technology roadmap for the Planet Formation Imager (PFI),” *ArXiv e-prints* (Aug. 2016).
16. Boley, A. C., “The Two Modes of Gas Giant Planet Formation,” *ApJ* **695**, L53–L57 (Apr. 2009).
17. Carr, J. S. and Najita, J. R., “Organic Molecules and Water in the Planet Formation Region of Young Circumstellar Disks,” *Science* **319**, 1504– (Mar. 2008).
18. van Boekel, R., Min, M., Leinert, C., Waters, L. B. F. M., Richichi, A., Chesneau, O., Dominik, C., Jaffe, W., Dutrey, A., Graser, U., Henning, T., de Jong, J., Köhler, R., de Koter, A., Lopez, B., Malbet, F., Morel, S., Paresce, F., Perrin, G., Preibisch, T., Przygodda, F., Schöller, M., and Wittkowski, M., “The building blocks of planets within the ‘terrestrial’ region of protoplanetary disks,” *Nature* **432**, 479–482 (Nov. 2004).
19. Carr, J. S. and Najita, J. R., “Organic Molecules and Water in the Inner Disks of T Tauri Stars,” *ApJ* **733**, 102 (June 2011).
20. Heinzeller, D., Nomura, H., Walsh, C., and Millar, T. J., “Chemical Evolution of Protoplanetary Disks - The Effects of Viscous Accretion, Turbulent Mixing, and Disk Winds,” *ApJ* **731**, 115 (Apr. 2011).
21. Zhu, Z., “Accreting Circumplanetary Disks: Observational Signatures,” *ApJ* **799**, 16 (Jan. 2015).
22. Basri, G., Mohanty, S., Allard, F., Hauschildt, P. H., Delfosse, X., Martín, E. L., Forveille, T., and Goldman, B., “An Effective Temperature Scale for Late-M and L Dwarfs, from Resonance Absorption Lines of Cs I and Rb I,” *ApJ* **538**, 363–385 (July 2000).
23. Chabrier, G., Baraffe, I., Allard, F., and Hauschildt, P., “Evolutionary Models for Very Low-Mass Stars and Brown Dwarfs with Dusty Atmospheres,” *ApJ* **542**, 464–472 (Oct. 2000).

24. Spiegel, D. S. and Burrows, A., “Spectral and Photometric Diagnostics of Giant Planet Formation Scenarios,” *ApJ* **745**, 174 (Feb. 2012).
25. Zhu, Z., Nelson, R. P., Dong, R., Espaillat, C., and Hartmann, L., “Dust Filtration by Planet-induced Gap Edges: Implications for Transitional Disks,” *ApJ* **755**, 6 (Aug. 2012).
26. Regály, Z., Sándor, Z., Dullemond, C. P., and van Boekel, R., “Detectability of giant planets in protoplanetary disks by CO emission lines,” *A&A* **523**, A69 (Nov. 2010).
27. Regály, Z., Király, S., and Kiss, L. L., “Asymmetric Fundamental Band CO Lines as a Sign of an Embedded Giant Planet,” *ApJ* **785**, L31 (Apr. 2014).
28. Alibert, Y., Mordasini, C., Benz, W., and Winisdoerffer, C., “Models of giant planet formation with migration and disc evolution,” *A&A* **434**, 343–353 (Apr. 2005).
29. Mordasini, C., Alibert, Y., Klahr, H., and Henning, T., “Characterization of exoplanets from their formation. I. Models of combined planet formation and evolution,” *A&A* **547**, A111 (Nov. 2012).
30. Benz, W., Ida, S., Alibert, Y., Lin, D., and Mordasini, C., “Planet Population Synthesis,” *Protostars and Planets VI*, 691–713 (2014).
31. Hatzes, A. P., Cochran, W. D., Endl, M., McArthur, B., Paulson, D. B., Walker, G. A. H., Campbell, B., and Yang, S., “A Planetary Companion to γ Cephei A,” *ApJ* **599**, 1383–1394 (Dec. 2003).
32. Doyle, L. R., Carter, J. A., Fabrycky, D. C., Slawson, R. W., Howell, S. B., Winn, J. N., Orosz, J. A., Prsa, A., Welsh, W. F., Quinn, S. N., Latham, D., Torres, G., Buchhave, L. A., Marcy, G. W., Fortney, J. J., Shporer, A., Ford, E. B., Lissauer, J. J., Ragozzine, D., Rucker, M., Batalha, N., Jenkins, J. M., Borucki, W. J., Koch, D., Middour, C. K., Hall, J. R., McCauliff, S., Fanelli, M. N., Quintana, E. V., Holman, M. J., Caldwell, D. A., Still, M., Stefanik, R. P., Brown, W. R., Esquerdo, G. A., Tang, S., Furesz, G., Geary, J. C., Berlind, P., Calkins, M. L., Short, D. R., Steffen, J. H., Sasselov, D., Dunham, E. W., Cochran, W. D., Boss, A., Haas, M. R., Buzasi, D., and Fischer, D., “Kepler-16: A Transiting Circumbinary Planet,” *Science* **333**, 1602– (Sept. 2011).
33. Kley, W., Papaloizou, J. C. B., and Ogilvie, G. I., “Simulations of eccentric disks in close binary systems,” *A&A* **487**, 671–687 (Aug. 2008).
34. Regály, Z., Juhász, A., Sándor, Z., and Dullemond, C. P., “Possible planet-forming regions on submillimetre images,” *MNRAS* **419**, 1701–1712 (Jan. 2012).
35. Hernández, J., Hartmann, L., Megeath, T., Gutermuth, R., Muzerolle, J., Calvet, N., Vivas, A. K., Briceño, C., Allen, L., Stauffer, J., Young, E., and Fazio, G., “A Spitzer Space Telescope Study of Disks in the Young σ Orionis Cluster,” *ApJ* **662**, 1067–1081 (June 2007).
36. Fedele, D., van den Ancker, M. E., Henning, T., Jayawardhana, R., and Oliveira, J. M., “Timescale of mass accretion in pre-main-sequence stars,” *A&A* **510**, A72 (Feb. 2010).
37. Alexander, R., Pascucci, I., Andrews, S., Armitage, P., and Cieza, L., “The Dispersal of Protoplanetary Disks,” *Protostars and Planets VI*, 475–496 (2014).
38. Canup, R. M. and Asphaug, E., “Origin of the Moon in a giant impact near the end of the Earth’s formation,” *Nature* **412**, 708–712 (Aug. 2001).
39. Wittkowski, M. and Paladini, C., “From the atmosphere to the circumstellar environment in cool evolved stars,” in [*EAS Publications Series*], *EAS Publications Series* **69**, 179–195 (Sept. 2014).
40. Chiavassa, A., Pasquato, E., Jorissen, A., Sacuto, S., Babusiaux, C., Freytag, B., Ludwig, H.-G., Cruzalèbes, P., Rabbia, Y., Spang, A., and Chesneau, O., “Radiative hydrodynamic simulations of red supergiant stars. III. Spectro-photocentric variability, photometric variability, and consequences on Gaia measurements,” *A&A* **528**, A120 (Apr. 2011).
41. Hönig, S. F., “Dust Reverberation Mapping in the Era of Big Optical Surveys and its Cosmological Application,” *ApJ* **784**, L4 (Mar. 2014).
42. Hönig, S. F., Watson, D., Kishimoto, M., and Hjorth, J., “A dust-parallax distance of 19 megaparsecs to the supermassive black hole in NGC 4151,” *Nature* **515**, 528–530 (Nov. 2014).