



Universiteit
Leiden
The Netherlands

Programmable mechanical metamaterials: the role of geometry

Florijn, H.C.B.; Coulais, C.J.; Hecke, M.L. van

Citation

Florijn, H. C. B., Coulais, C. J., & Hecke, M. L. van. (2016). Programmable mechanical metamaterials: the role of geometry. *Soft Matter*, 2016(12), 8736-8743.
doi:10.1039/c6sm01271j

Version: Not Applicable (or Unknown)

License: [Leiden University Non-exclusive license](#)

Downloaded from: <https://hdl.handle.net/1887/47328>

Note: To cite this publication please use the final published version (if applicable).

Programmable Mechanical Metamaterials

Bastiaan Florijn,¹ Corentin Coulais,¹ and Martin van Hecke¹

¹*Huygens-Kamerling Onnes Lab, Universiteit Leiden,
Postbus 9504, 2300 RA Leiden, The Netherlands*

(Dated: July 18, 2014)

We create mechanical metamaterials whose response to uniaxial compression can be programmed by lateral confinement, allowing monotonic, non-monotonic and hysteretic behavior. These functionalities arise from a broken rotational symmetry which causes highly nonlinear coupling of deformations along the two primary axes of these metamaterials. We introduce a soft mechanism model which captures the programmable mechanics, and outline a general design strategy for confined mechanical metamaterials. Finally, we show how inhomogeneous confinement can be explored to create multi stability and giant hysteresis.

PACS numbers: 81.05.Zx, 46.70.De, 62.20.mq, 81.05.Xj

Metamaterials derive their unusual properties from their structure, rather than from their composition [1]. Important examples of mechanical metamaterials are auxetic (negative Poisson's ratio) materials [2], materials with vanishing shear modulus [3–5], materials with negative compressibility [6, 7], singularly nonlinear materials [8, 9] and topological metamaterials [10–12]. Of particular recent interest are mechanical metamaterials whose functionality relies on elastic instabilities, such as quasi 2D slabs perforated with a square array of holes [13–17]. When compressed, these “holey sheets” undergo a buckling-like pattern transformation, which can be explored to obtain switchable auxetics [15], chiral and phononic properties [18–20], and 3D “buckley balls” [21, 22]. An important limitation common to all these metamaterials is that each mechanical functionality requires a different structure.

Here we present a novel strategy to create *programmable* mechanical metamaterials, where the response of a *single* structure is determined by confinement. The core idea is illustrated in Fig. 1 for a *biholar* sheet, a quasi-2D elastic slab of material patterned by a regular array of large and small holes. The difference in hole sizes breaks one of the 90° rotation symmetries which is present for equal hole sizes. This causes a difference in the polarization of the hole pattern, depending on whether *x*-compression or *y*-compression is dominant — see Fig. 1c-d [23].

By constraining this metamaterial in the *x*-direction, and then compressing it in the *y*-direction, the material undergoes a pattern switch from a *x*-polarized to a *y*-polarized state, as illustrated in Fig. 1c-d. Depending on the magnitude of the *x*-confinement, this pattern switch can be either smooth or discontinuous, and the force-displacement curves for the *y*-deformations can be tuned from monotonic to non-monotonic (unstable) to hysteretic — all for a single biholar sheet.

We observe this tunability in experiments on systems of various sizes as well as in numerical simulations of the unit cell — this is a robust phenomenon. We introduce




FIG. 1: (Color online) (a-b) A biholar sheet characterized by hole diameters $D_1 = 10$ mm, $D_2 = 7$ mm and pitch $p = 10$ mm. (c) Uniform confinement in the *x*-direction (by semi-transparent clamps) leads to an *x*-polarization of the material. (d) Sufficient *y*-compression of this *x*-confined material leads to a switch of the polarization, and concomitant non-trivial mechanical behavior.

a simple model that qualitatively captures all these different mechanical behaviors, and which allows a precise study of the bifurcation scenario that underlies this phenomenology. Finally, we show that the sensitive nature of the hysteretic switching between *x* and *y*-polarized patterns can be explored in larger systems, where controlled inhomogeneities lead to multi-stability and giant hysteresis. We suggest that confinement is a general mechanism for a much larger class of programmable mechanical metamaterials, and outline how our model opens a pathway towards rational design of these materials.

Experimental Setup and Sample Preparation: We use quasi 2D elastic sheets of thickness 35 μ m to avoid out-of-plane buckling. Their 2D structure is shown in Fig. 1. The dimensionless numbers that characterize

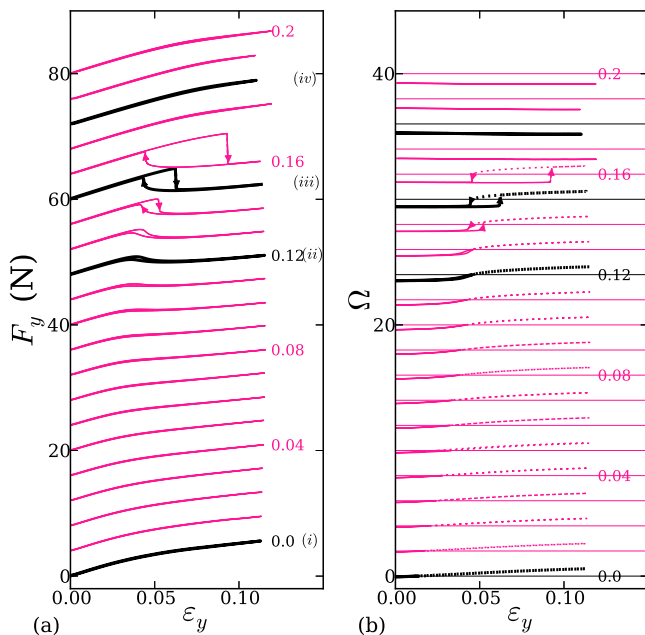


FIG. 2: (color online) Mechanical response of a 5×5 sheet with $D_1 = 10$ mm, $D_2 = 7$ mm ($\chi = 0.3, t = 0.15$) for increasing confinement ε_x [24]. Curves are offset for clarity. (a) The force curves $F_y(\varepsilon_y)$ show monotonic, non-monotonic and hysteretic behavior. The curves labeled (i)-(iv) correspond to four qualitatively different behaviors. (b) Polarization of the large center hole, where full (dashed) curves indicate negative (positive) values. For movies of case (i)-(iv), see [25].

their geometry are the biholarity, $\chi := |D_1 - D_2|/p$, and the dimensionless thickness of their most slender parts, $t = 1 - (D_1 + D_2)/2p$. To create these biholar sheets, we pour a two components silicone elastomer (Zhermack Elite Double 8, Young's Modulus $E \simeq 220$ kPa, Poisson's ratio $\nu \simeq 0.5$) in a mold which consists of brass cylinders of diameter D_1 and D_2 , precisely placed in the square grid of two laser-cut sidewalls with $p = 10$ mm. We cut the sheets lateral sides and glue their flat bottom and top to Plexiglas plates, and then probe their mechanical response in a uniaxial testing device (Instron type 5965), which controls the compressive strain ε_y better than 10^{-5} and allows us to measure the compressive force F_y with an accuracy 10^{-4} N.

To impose confinement we glue copper rods of diameter 1.2 mm on the sides of our material and use laser cut plastic clamps which have holes at distance L_c to exert a fixed x -strain, $\varepsilon_x := 1 - L_c/Np$, where N is the number of holes per row [24]. We image the deformations of the material with a CCD camera, resulting in a spatial resolution of 0.03 mm, and track the position and shape of the holes. This allows us to determine the polarization of the holes, defined as $\Omega := \pm(1 - p_2/p_1) \cos 2\phi$, where p_1 (p_2) is the major (minor) axis and ϕ the angle between the major axis and x -axis — as the deformations of the small and big holes are perpendicular, we define the sign

of Ω such that Ω is positive (negative) for y -polarization (x -polarization) [23].

Programmable Mechanical Response: As we will see, inhomogeneities play an important role for large systems, so to probe the mechanics of asymptotically large *homogeneous* materials, we start our exploration with the smallest experimentally feasible building block, a 5×5 biholar sheet.

In Fig. 2 we present the force $F_y(\varepsilon_y)$ and polarization $\Omega(\varepsilon_y)$ of the large center hole for a range of values of ε_x . We can distinguish four qualitatively different types of mechanical response. (i) For $\varepsilon_x \lesssim 0.09$, the force increases monotonically with ε_y and the polarization smoothly grows from its initial negative value to positive values. (ii) For $0.10 \lesssim \varepsilon_x \lesssim 0.13$, $F_y(\varepsilon_y)$ becomes non-monotonic — here the material has negative uniaxial compressibility. The increase in polarization gets focussed in the "negative slope" regime but remains monotonic. (iii) For $0.14 \lesssim \varepsilon_x \lesssim 0.16$, $F_y(\varepsilon_y)$ exhibits a hysteretic transition with a corresponding hysteretic switch from x to y polarization. Note that in this case, the polarization is non-monotonic and initially *decreases* — hence y -compression makes the center hole initially more x -polarized. (iv) For $\varepsilon_x \gtrsim 0.17$ the material becomes increasingly strongly x -polarized and does no longer switch to y -polarization and $F_y(\varepsilon_y)$ is smooth and monotonic. We note that in this case, additional experiments reveal that initial compression in the y direction followed by x -confinement brings the material to a strongly y polarized state. Hence, for strong biaxial confinement there are two stable states, that are so different that uniaxial compression is not sufficient to make them switch.

We have explored this scenario for a number of different biholar sheets, and find similar behavior, provided that χ is large enough and t is not too large [26]. Moreover, as we will discuss below, such behavior is also found in larger systems. Hence, we conclude that confined biholar sheets can be tuned to exhibit *four* different types of mechanical behavior.

Numerics — To probe whether these phenomena are robust, we have performed 2D plane strain finite element simulations (Abaqus) of a Neo-Hookean material on a 2×2 unit cell using periodic boundary conditions (Fig. 3). To probe hysteresis and bistability, we use two different protocols — in protocol A we first apply a confinement ε_x and then a compression ε_y , whereas in protocol B we first apply a large compression in the y -direction, then a confinement ε_x and finally decompress in the y -direction until we reach ε_y . As shown in Fig. 3, these simulations exhibit the four types of behavior (i)-(iv) observed in experiments. Moreover, these simulations reveal that in case (iv), the x and y -polarized branches become disconnected, consistent with our experimental data. The correspondence between experiments and simulations on systems with periodic boundaries show that our findings represent robust, bulk-type behavior, and suggest that

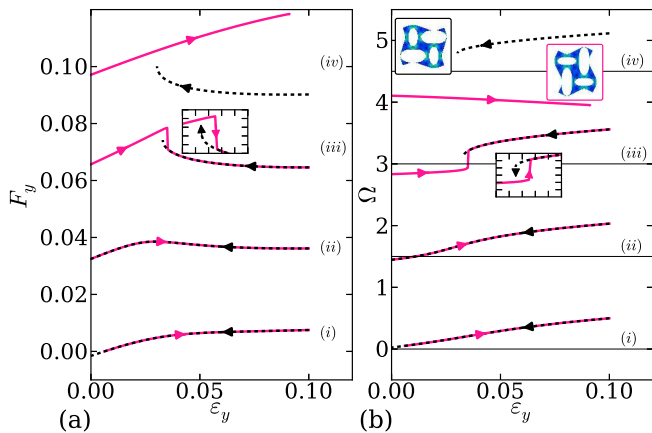


FIG. 3: (color online) Finite element simulations on a unit cell with periodic boundary conditions and $\chi = 0.3, t = 0.15$. (a) Force F_y and (b) polarization Ω , for (i) $\varepsilon_x = -1.0 \times 10^{-2}$, (ii) $\varepsilon_x = 2.8 \times 10^{-2}$, (iii) $\varepsilon_x = 3.4 \times 10^{-2}$, (iv) $\varepsilon_x = 7.5 \times 10^{-2}$. Full (dashed) curves correspond to protocol A (B). For a movie of case (iii), see [25].

biholar metamaterials of arbitrary size remain functional.

Soft Mechanism: To qualitatively understand the mechanics of confined biholar sheets, we note that when $t \rightarrow 0$, the materials low energy deformations are equivalent to that of a mechanism of rigid rectangles coupled by hinges located at the necks of the "beams" (Fig. 4). The state of this mechanism is described by a single degree of freedom, θ , which determines the internal dimensions x_i and y_i . To model the storing of elastic energy, we couple this mechanism to outside walls at spacing x_o and y_o via a set of linear springs with zero rest length and spring constant $1/2$ (Fig. 4c). As Fig. 4a-b shows, such simple model qualitatively captures the full experimentally and numerically observed scenario, when we identify the clamping ε_x with $1 - x_o$ and compression ε_y with $1 - y_o$ (Fig. 4a-b).

A geometric interpretation of the various equilibria and their bifurcations as ε_x and ε_y are varied provides much insight [25]. As illustrated in Fig. 4d, the relation between the x_i and y_i can be represented as a smooth curve, which we refer to as M (for mechanism). For given (x_o, y_o) , the elastic energy E equals $(x_i - x_o)^2 + (y_i - y_o)^2$, so that equi-energy curves are circles of radius $E^{1/2}$. Stable (unstable) equilibria thus correspond to points on M tangent to such circles, where R_M , the radius of curvature of M , is smaller (larger) than $E^{1/2}$. The experimental protocol varies y_o at fixed x_o . Repeating this geometric construction while varying y_o provides the corresponding stable and unstable equilibria, their elastic energies, and the force $F_y := \partial_{y_o} E$.

We now explore this model to understand the transition A from monotonic to non-monotonic force curves, the transition B that leads to hysteresis, and the transition C where the differently polarized branches become

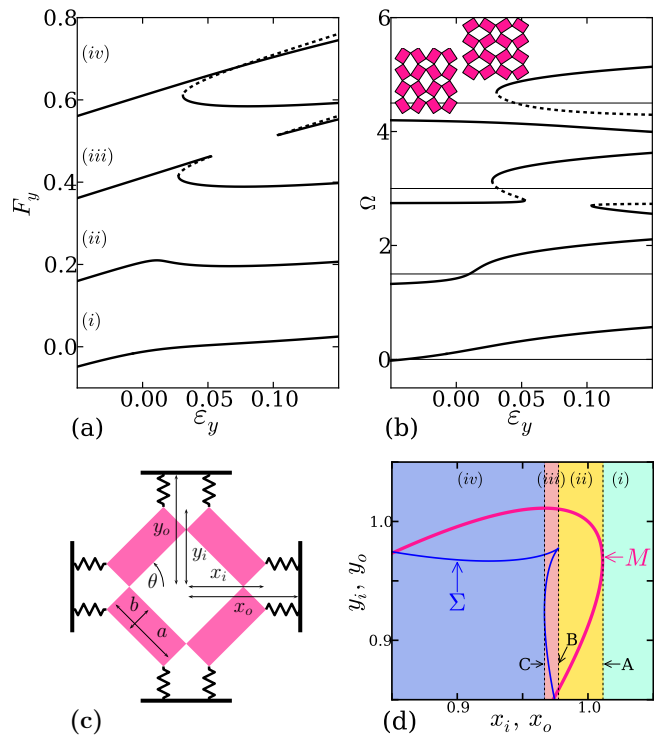


FIG. 4: (color online) (a-b) The force and polarization in our mechanical model for $\chi = 0.3$ ($a \approx 0.81, b \approx 0.6$) exhibit behaviors (i)-(iv) — here full (dashed) curves correspond to stable (unstable) equilibria, and the insets show a y and x -polarized state. The colored regions in (b) are obtained by sweeping x_o through the ranges (i)-(iv) and tracing out the corresponding polarization curves. (c) Soft mechanism, where $\chi = 2(a - b)/(a + b)$ and $a + b = \sqrt{2}$. (d) M -curve (thick solid pink), evolve Σ (thin solid blue) and transitions $A - C$ between domains (i)-(iv). For movies illustrating case (i)-(iv) and $A - C$ see [25].

separated. In Fig. 4d we indicate the four trajectories corresponding to the data shown in Fig. 4a-b, as well as three trajectories labeled A , B and C that correspond to marginal curves which separate scenarios (i)-(iv). To understand the transitions B and C , we will consider the evolute Σ , the locus of all the centers of curvature of M [27]. When (x_o, y_o) crosses Σ , saddle-node bifurcations occur — when (x_o, y_o) crosses Σ in a non-generic manner, more complex bifurcations may arise [28].

Fig. 4d now gives a clear geometric interpretation of the three transitions: A : Curve A is tangent to M , so that here the energy is purely quartic in y_o , and $\partial_y F_y = 0$. Curve A thus separates (i) monotonic force curves at larger x_o from (ii) non-monotonic force curves for smaller x_o . B : Curve B intersects the cusp of Σ , leading to a pair of saddle-node bifurcations which become separated for smaller x_o , and thus spawn a hysteresis loop. Curve B thus separates case (ii) and (iii). C : Finally, curve C is tangent to Σ , which corresponds to a transcritical bifurcation where two solutions cross and exchange stabil-

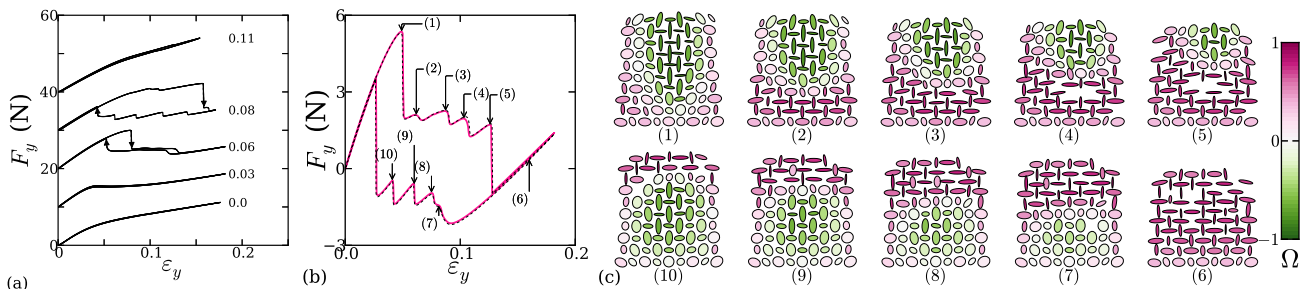


FIG. 5: **(a)** Force-displacement curves for a 9×11 sheet ($D_1 = 10$ mm, $D_2 = 7$ mm, $\chi = 0.3$, $t = 0.15$) with horizontal confinement ε_x as indicated exhibits behavior (i)-(iv) as well as multistable behavior. Curves are offset for clarity. **(b)** Force-displacement curve for an inhomogeneously confined 9×11 system, showing two giant hysteresis loops with multiple, perfectly reproducible polarization switching events. **(c)** Snapshots of the state of our experimental metamaterial corresponding to (1)-(10), where color codes for polarization.

ity. As a result, for smaller x_o , the differently polarized branches decouple (Fig. 4b(iv)). Curve C thus separates (iii) and (iv), which can be seen as unfoldings of this transcritical bifurcation. For movies illustrating the geometrical construction for cases (i)-(iv) as well as A - C , see [25].

Larger systems — To show that our observed mechanical functionality can be experimentally realized in larger systems, we show in Fig. 5a examples of $F_y(\varepsilon_y)$ for a 9×11 sheet. We observe the same four regimes as in Fig. 2 when the confinement is increased, illustrating the robustness of these phenomena. The main difference with smaller systems is that the hysteretic range is expanded and the force signal then has a complex structure exhibiting several peaks. These correspond to multiple switching events, due to inhomogeneities — as hysteresis corresponds to instability, even small inhomogeneities are amplified.

We exploit this sensitivity to inhomogeneities to create multistable states. We use five clamps of decreasing length as function of row number, corresponding to strains $\varepsilon_x = 0.08, 0.11, \dots, 0.20$. As shown in Fig. 5b, this results in a giant hysteresis loop with multiple peaks. We stress that Fig. 5b overlays two subsequent hysteretic loops, illustrating that this complex behavior is well reproducible. As shown in Fig. 5c and in [25], each of these peaks corresponds to a polarization switch of part of the material: Under compression and decompression, a polarization wave travels through our material. We note that the spatial configurations in the downsweep of ε_y are not the same as in the upsweep, which can be understood from the observation that the most confined part of the system shows the most hysteresis.

Hence, inhomogeneous confinement provides an avenue for the realization of complex multistable systems. Moreover, these states with large hysteresis can also be seen as very effective dissipators of work, leading to novel strategies for mechanical damping [6, 29].

Outlook: We have introduced a class of programmable mechanical metamaterials whose functionality rests on

two pillars: First, confinement allows to store and release elastic energy, crucial for complex mechanics. Second, a broken symmetry leads to competition and coupling between a secondary confinement and a primary strain.

The soft mechanism model suggests how to rationally design mechanical metamaterials with confinement controlled response: First, determine the bifurcation scenario when ε_x is varied. Second, construct an evolute Σ that is consistent with these sequence of bifurcations. The M -curve can then explicitly be constructed as the involute of Σ [30]. Third, design a physical mechanism that possesses this M -curve; in principle any M -curve is encodable in a mechanism [31]. Finally, translate the rigid mechanism and hinges to a soft metamaterial with slender elements. Important work for the future is to explicitly demonstrate the feasibility of this design strategy.

Finally, our work leads to several open questions, of which we highlight three. First, for large, inhomogeneous and multistable systems, how many distinct states can be reached when more complex parameter sweeps are allowed? Second, can we connect the mechanics of biholar sheets to the well-studied hole sheets with equal hole sizes, for which the mechanical response is not fully understood [13–19]? Third, can we use the strategies outlined here to create fully 3D mechanical metamaterials?

We acknowledge discussions with K. Bertoldi, K. Kamrin, P. Reis and S. Waitukaitis. We thank H. Imthorn, J. van Driel and K. de Reus for exploratory experiments. BF, CC and MvH acknowledge funding from the Netherlands Organization for Scientific Research NWO.

-
- [1] M. Kadic, T. Bückmann, R. Schittny, and M. Wegener, Rep. Pro. Phys. **76**, 126501 (2013).
 - [2] R. Lakes, Science **235**, 1038 (1987).
 - [3] G. W. Milton, J. Mech. Phys. Solids **40**, 1105 (1992).
 - [4] M. Kadic, T. Bückmann, N. Stenger, M. Thiel, and M. Wegener, App. Phys. Lett. **100**, 191901 (2012).
 - [5] T. Bückmann, M. Thiel, M. Kadic, R. Schittny, and

- M. Wegener, Nat. Commun. **5**, 4130 (2014).
- [6] R. S. Lakes, T. Lee, A. Bersie, and Y. C. Wang, Nature **410**, 565 (2001).
- [7] Z. G. Nicolaou and A. E. Motter, Nat. Mater. **11**, 608 (2012).
- [8] M. Wyart, H. Liang, A. Kabla, and L. Mahadevan, Phys. Rev. Lett. **101**, 215501 (2008).
- [9] L. R. Gomez, A. M. Turner, M. van Hecke and V. Vitelli, Phys. Rev. Lett. **108**, 058001 (2012).
- [10] C. L. Kane and T. C. Lubensky, Nat. Phys. **10**, 39 (2014).
- [11] B. G. Chen, N. Upadhyaya and V. Vitelli, arXiv:1404.2263.
- [12] J. Paulose, B. G. Chen and V. Vitelli, arXiv:1406.3323.
- [13] T. Mullin, S. Deschanel, K. Bertoldi and M. C. Boyce, Phys. Rev. Lett. **99**, 084301 (2007).
- [14] K. Bertoldi, M. Boyce, S. Deschanel, S. Prange and T. Mullin, J. Mech. Phys. Solids **56**, 2642 (2008).
- [15] K. Bertoldi, P. M. Reis, S. Willshaw and T. Mullin, Adv. Mater. **22**, 361 (2010).
- [16] J. T. B. Oovervelde, S. Shan and K. Bertoldi, Adv. Mater. **24**, 2337 (2012).
- [17] J. Shim, S. Shan, A. Košmrlj, S. Kang, E. R. Chen, J. Weaver and K. Bertoldi, Soft Matter **9**, 8198 (2013).
- [18] L. Wang and K. Bertoldi, International Journal of Solids and Structures **49**, 2881 (2012).
- [19] P. Wang, J. Shim and K. Bertoldi, Phys. Rev. B **88** 014304 (2013).
- [20] P. Wang, F. Casadei, S. Shan, J. C. Weaver and K. Bertoldi, Phys. Rev. Lett. **113**, 014301 (2014).
- [21] J. Shim, C. Perdigou, E. R. Chen, K. Bertoldi and P. M. Reis, PNAS **109**, 5978 (2012).
- [22] S. Babae, J. Shim, J. C. Weaver, E. R. Chen, N. Patel and K. Bertoldi, Adv. Mater. **25**, 5044 (2013).
- [23] Note that the major axis of the large ellipses is in the x direction for y -polarized systems.
- [24] We only clamp rows that end in small holes, to avoid subtle boundary effects [26].
- [25] See Supplemental Information.
- [26] B. Florijn, C. Coulais and M. van Hecke (unpublished)
- [27] <http://en.wikipedia.org/wiki/Evolute>
- [28] J. Guckenheimer and P. Holmes, *Nonlinear Oscillations, Dynamical Systems, and Bifurcations of Vector Fields*, (Springer, New York, 1983), Applied Mathematical Sciences, Vol. 42, ISBN 9780387908199.
- [29] R. S. Lakes, Phys. Rev. Lett. **86**, 2897 (2001).
- [30] <http://en.wikipedia.org/wiki/Involute>
- [31] J. O'Rourke, *How to Fold It: The Mathematics of Linkages, Origami and Polyhedra* (Cambridge University Press, New York, 2011), ISBN 9781139498548.