Universiteit Leiden
The Netherlands

Between air and electricity : microphones and loudspeakers as musical instruments

Eck, C.H.Y. van

Citation
Eck, C. H. Y. van. (2013, December 17). *Between air and electricity : microphones and loudspeakers as musical instruments*. Retrieved from https://hdl.handle.net/1887/22868

Version:	Not Applicable (or Unknown)
License:	Licence agreement concerning inclusion of doctoral thesis in the Institutional Repository of the University of Leiden
Downloaded from:	https://hdl.handle.net/1887/22868

Note: To cite this publication please use the final published version (if applicable).

Cover Page

Universiteit Leiden

Leiden University Repository

The handle http://hdl.handle.net/1887/22868 holds various files of this Leiden University dissertation

Author: Eck, Cathy van
Title: Between air and electricity : microphones and loudspeakers as musical instruments
Issue Date: 2013-12-17

Between air and electricity

Microphones and loudspeakers as musical instruments

PROEFSCHRIFT
ter verkrijging van de graad van Doctor aan de Universiteit Leiden,
op gezag van Rector Magnificus prof. mr. C.J.J.M. Stolker,
volgens besluit van het College voor Promoties
te verdedigen op dinsdag 17 december 2013
klokke 16.15 uur

door

Cathy van Eck
geboren te Leidschendam in 1979

Promotiecommissie

1e promotor
Prof. Frans de Ruiter

2e promotor
Prof. Richard Barrett
Brunel University, London (UK)/
Instituut voor Sonologie - Koninklijk Conservatorium, Den Haag/Universiteit Leiden

Co-promotor
Dr. Marcel Cobussen

Overige leden

Prof. Dr. Nicolas Collins
Department of Sound, The School of the Art Institute of Chicago, Chicago (USA)

Dr. Kees Tazelaar
Instituut voor Sonologie - Koninklijk Conservatorium, Den Haag/Universiteit Leiden

Prof. Dr. Emily Thompson
Princeton University, Princeton (USA)

Prof. Daniel Weissberg
Hochschule der Künste, Bern (CH)

Prof. Dr. Kitty Zijlmans

Between air and electricity

Microphones and loudspeakers as musical instruments

Table of contents

Prefatory matters 10

Abstract 11

Acknowledgements 12

Introduction 14

Scope 14
Artistic research 16
Context 18

Own works 22

1. Actions of Memory (2003) 22
2. Hearing Sirens (2005–2010) 24
3. Oefening in stilzwijgend zingen (2005) 30
4. Medea werden (2006) 34
5. Blik na blik (2006) 37
6. Büchsen für Pandora – Musik aus der Dose (2006) 40
7. Hearing Sirens (2007) (for one performer) 42
8. groene ruis (2007) 45
9. dazwischen (2007) 47
10. Luftschlösser im Bau (2007) 50
11. Wings (2007 - 2008) 52
12. in blik (2008) 56
13. Mit Luft gebaut – Musik aus der Dose (2008) 59
14. Im freien (2008) 60
15. hout en snaren (2008) 63
16. Das Quartett oder Schumann im Netz (2009) 66
17. Ein Oktett für das Quartett (2009) 69
18. Song No 3 (2010) 71
19. When the sound of your voice slips through my fingers (2010) 76
20. Music Stands (2011) 80

21. Pièce d'ameublement (2011) 81
22. Stumme Diener (2011) 85
23. Geluid gemeten: nr. 23 & nr. 32 (2012) 87
24. Ways and Means (2012) 88
25. Klangverordnung – Die verbotene Klänge der Stadt Bern (2012) 91
26. Double Beat (2013) 93
27. Square Head (2013) 97
28. Extended Ears (2013) 100

1 Beyond the curtain: virtual sound sources and the "true nature" of microphones and loudspeakers 103

Konzertreform 103
Invention of sound reproduction technology: invisible music with the help of microphones and loudspeakers 105
Storage of air pressure waves 106
Transportation of air pressure waves 108
Amplification of air pressure waves 108
Between air and electricity 109
Microphones and loudspeakers in music 110
Microphones and loudspeakers: the musical instruments of our age? 113
The "true nature" of microphones and loudspeakers 114

2 Four approaches towards microphones and loudspeakers: reproducing – supporting – generating – interacting 123

Four approaches towards microphones and loudspeakers 123
Music and musical instruments 123
Musical instruments defined in the context of microphones and loudspeakers 125
Three categories of objects with which music can be made 128
Acts of sound creation as opposed to the referential character of sound waves 129
Representing sound reproduction technology as musical instruments or musicians in advertisements 131
From the phonograph as a musical instrument to the radio as a sound reproduction device 131
Musical instruments and sound reproduction technology 135
Semantic acts of sound creation 136
Recognising the music through the noise 137
Electricity decouples movement and sound 138
Approach 1: reproducing 140
Approach 2: supporting 141

Transparent technology 142
New technology but conventional musical instruments 143
Reproducing versus supporting 146
Alterations in music due to sound reproduction technology 147
Approach 3: generating 149
Dead tones: music without movement 151
Approach 4: interaction 154
Resonance and resistance 154
Transforming objects into musical instruments 156
Finding the resonance and resistance of microphones and loudspeakers 157

3 The sound of microphones and loudspeakers 158

Transparent devices made audible 158
Acoustic feedback 158
Unity of sound production with the use of microphones and loudspeakers 160
Acoustic feedback: an electro-acoustic oscillator 162
Some remarks on the history of acoustic feedback 163
A tuning fork oscillator 164
Some remarks on the tuning fork 166
Nineteenth century research on sound 167
Thomas Young: visualising sound 167
Hermann von Helmholtz: reversing the tuning fork notation 169
Hermann von Helmholtz: Mittönen, a second tuning fork experiment 170
Hermann von Helmholtz: reproducing human vowels with tuning forks 171
The tympanic principle and the tuning fork principle 174
Alexander Bell: using many metal rods to reproduce sound 175
Alexander Bell: using symmetrical metal plates to reproduce sound 177
Richard Eisenmann: an electric piano with tuning forks 179
George Dieckmann: a piano string oscillator 182
Bechstein, Siemens and Nernst: a piano with a loudspeaker 184
Relating the tuning fork and tympanic principles to the four approaches 187

4 Interacting with microphones and loudspeakers: movement, material and space 189

Three forms of interaction: movement, material and space 189

MOVEMENT 191

Movement 1: changing the distance between microphone and loudspeaker: Quintet by Hugh Davies 192

Some remarks on acoustic feedback in music: from mistake to music 194
Movement 2: introducing silence: Pendulum Music by Steve Reich 196
Movement 3: listening as a performative act: Bird and Person Dyning by Alvin Lucier 199
Movement 4: interacting with another sound source: Green Piece by Anne Wellmer 201
Movement 5: amplification only: Mikrophonie I by Karlheinz Stockhausen 203
Microphone movements in amplification: supporting or interacting? 207
Movement 6: moving loudspeakers: Speaker Swinging by Gordon Monahan and Three Short Stories and an Apotheosis by Annea Lockwood 208
From movement to material 212

MATERIAL 214

Material 1: everyday actions amplified: coffee making by Valerian Maly and 0'00'' by John Cage 214
Some remarks on the sound of contact microphones 215
Material 2: musical instruments and contact microphones: Inside Piano by Andrea Neumann 217
Material 3: new instruments through amplification: Apple Box Double by Pauline Oliveros and Shozyg by Hugh Davies 220
Material 4: acoustic feedback through different materials: Nodalings by Nicolas Collins 223
Back to a circle of feedback 225
Some remarks on the materiality of microphone and loudspeaker diaphragms 226
Material 5: every loudspeaker a different voice: Rainforest by David Tudor 226
Material 6: the audible becomes feelable: Aptium by Lynn Pook, and Merzbow 230

SPACE 234

Space 1: interaction between microphones and small spaces: Music for piano with amplified sonorous vessels by Alvin Lucier 234
Space 2: interaction between loudspeakers and small spaces : Loudspeakers in brass instruments and focused loudspeakers 236
Some remarks on spatialisation with loudspeakers 239
Space 3: interaction between loudspeakers and performance space: …..sofferte onde serene… and Guai ai gelidi mostri by Luigi Nono 240
Space 4: loudspeaker orchestras: Acousmonium by François Bayle 244
Space 5: sound unified in space and dispersed in space Performances by Eliane Radigue and Der tönende See by Kirsten Reese 246
Space 6: closing the acoustic feedback loop again: Hörbare Ökosysteme by Agostino Di Scipio 250
Overview of strategies for interacting with microphones and loudspeakers 252
Some remarks on composing with microphones and loudspeakers 253

5 Composing with microphones and loudspeakers 255
Using the four approaches for composing 255
Recognising the reproducing approach: the Edison tone tests 257
Composing with the reproducing approach: Nothing Is Real (Strawberry Fields Forever) by Alvin Lucier 259
Musical gestures and gestural identities 261
Gestural identity shifts: combining the supporting and interacting approach: Windy Gong by Ute Wassermann 263
Gestural identity shifts through sound only: snare drum pieces by Wolfgang Heiniger 266
Combining the generating and interacting approach 269
Composed relationships between body movements and resulting sound 270
Performers changing their identity: tubes by Paul Craenen 272
Open musical instruments 276
The reproducing approach controls the interaction: Open Air Bach by Lara Stanic 277
Resistances and resonances of microphones and loudspeakers 279
The future of microphones and loudspeakers: between air and electricity 282

Appendix 1 Technology of microphones and loudspeakers 285

Appendix 2 Biographies 290

Bibliography 304

Samenvatting 316

Curriculum Vitae 317

DVD 1

7 Hearing Sirens
8 groene ruis
11 Wings
12 in blik
18 Song No 3
25 Klangverordnung

DVD 2

9 dazwischen

10 Luftschlösser im Bau
13 Mit Luft gebaut - Musik aus der Dose
15 hout en snaren
16 Das Quartett oder Schumann im Netz
17 Ein Oktett für das Quartett
19 When the sound of your voice
21 Piece d'ameublement
22 Stumme Diener
23 Geluid gemeten
24 Ways and Means
27 Square Head
28 Extended Ears

CD 1

7 Hearing Sirens [sound file for performance]
17 Ein Oktett für das Quartett [sound file for performance]
25 Klangverordnung [sound file for performance]
27 Square Head [sound file for performance]

CD 2

3 Oefening in stilzwijgend zingen [sound file for performance]
5 Blik na blik [concert recording]
14 Im freien [concert recording]
15 hout en snaren [concert recording]

Prefatory matters

This dissertation is written in partial fulfilment of the requirements for the doctoral degree program docARTES of the Orpheus Institute and Leiden University. The remaining precondition consists of a concert, two DVDs and two CDs with video and audio material documenting several of the 28 compositions written for this doctoral project, and two websites (one with further documentations of all 28 compositions written during the doctoral trajectory: www.cathyvaneck.net/ownworks/, the other containing audio and video examples of the works discussed in this text: www.cathyvaneck.net/videoexamples/).

Abstract

My research takes the artistic use of the devices that bring sound waves into electricity and back as its central focus point; they are commonly called microphones and loudspeakers. These devices have become essential for many forms of music making. Through the same pair of loudspeakers, people listen to diverse music and sound, such as violin sonatas, rock songs or simply the latest news. Accordingly, microphones and loudspeakers are often designed to remain transparent; that is, "inaudible" in the final sound result.

From the 1950s on, microphones and loudspeakers started to play a crucial role not only in the mere reproduction of sound, but also in the creation of music. Composers and musicians often described these new possibilities of using microphones and loudspeakers as musical instruments. This resulted not only in many pieces and performances that used microphones and loudspeakers in unusual ways but also in many new possibilities for musical composition.

Confronted with microphones and loudspeakers through my own practice as a composer using electro-acoustic media, I investigated how microphones and loudspeakers could become musical instruments. This resulted in 28 compositions and a text about historical, theoretical, and practical aspects of the subject. To obtain a clear picture of the possibilities of microphones and loudspeakers in music, I develop four approaches in my dissertation. Three of them focus on the transparent use (*reproducing*, *supporting* and *generating*). The fourth approach focuses on the use of microphone and loudspeakers in an opaque way; that is, as musical instruments. I call this the *interacting* approach, since the music should, in contrast to the other approaches, not be transmitted through microphones and loudspeakers, but formed, coloured, and changed by these devices.

The fourth approach was the starting point for 28 compositions, in which I investigate in what ways one could interact or "play" microphones and loudspeakers. This resulted in a categorisation of three interaction parameters: *movement*, *material* and *space*. I looked at how these interaction parameters might be recognised in the work of other musicians and composers, as well as how the interaction with microphones and loudspeakers influenced compositional form, the performance situation, and the relationship between musician and musical instrument. This resulted in a theory and praxis in which I elaborate upon unique features of music, composed with microphones and loudspeakers.

Acknowledgements

My research would not have been possible without the support and help of many others.

Richard Barrett has been my mentor for many years and has led my research in the right direction, giving important input for the development of my compositions and has brought numerous musicians and composers, discussed in my thesis, to my attention. The intensive discussions with Marcel Cobussen and his engaged critique have been very helpful to order my thoughts. Frans de Ruiter has accompanied my work on my thesis with attention and enthusiasm. All three have thoroughly read, corrected, and commented on my manuscript at several stages of elaboration.

During my years in Berlin, Wolfgang Heiniger very generously shared his thoughts on electronic music and encouraged me many times to jump into the unknown. Owing to him, I got in touch with the Music and Media Art Department at the Bern University of the Arts, where I started to teach in 2007. Over the years, I have had many exchanges with my colleagues Ellen Fellmann, Michael Harenberg, Veronika Klaus, Valerian Maly, Beat Müller, Benoît Piccand, Iris Rennert, Marcel Sägesser, Peter Scherer, and Daniel Weissberg that have influenced my thoughts on my research subject. Notably, to pursue the developments of the research project *Klang (ohne) Körper*, initiated by my colleagues Michael Harenberg and Daniel Weissberg, has been very fascinating. My participation in the research project *Stimmung und Temperatur – Von der Schwierigkeit der Gleichschaltung*, initiated by Roman Brotbeck at the University of the Arts Bern brought me many new insights on nineteenth century acoustics. To share my ideas with my students as well as often trying them out in hands-on situations has been not only useful for my research but also very enjoyable.

For many of the 28 compositions, I had the opportunity to collaborate with many other artists, experimenting and exchanging ideas. I am very thankful to all of the artists with whom I have worked over the past years. Working with Andre Bayer, Nelly Bütikofer, Paul Craenen, Frederik Croene, Raphaela Danksagmüller, Alexandros Drymonitis, Kerstin Fuchs, Daniel Göritz, Susanne Kabalan, Juan Sebastian Lach Lau, Gerd Lünenbürger, Neue Vocalsolisten Stuttgart, James Orsher, Daniel Ott, Meriel Price, Matthias Rebstock, Teresa Rotemberg, Jan Schacher, Maren Schäfer, Tobias Schwencke, Wouter Snoei, Enrico Stolzenburg, and Susanne Zapf enlarged my horizon and provided me with many new ideas. I am also very grateful to all the concert and festival

organisers whose host I was over the past years and without whom I could never have tried out how my ideas function live on stage.

During my research I have had the opportunity to converse or correspond with many of the artists whose work I discuss. Sometimes I even got a private demonstration of a work or technology. I thank Paul Craenen, Wolfgang Heiniger, Annea Lockwood, Valerian Maly, Andrea Neumann, Kirsten Reese, Lara Stanic, Birgit Ulher, Ute Wassermann, and Anne Wellmer for sharing their time and thoughts on their work with me. I am grateful as well to the many experts who provided me with invaluable insights. My conversations with Klaus Heinz, Onno Mensink, Daniel Ploeger, Peter Swinnen, Kees Tazelaar, and Alvise Vidolin have extended my knowledge on many specific subjects in this thesis.

My research took place in the framework of the doctoral degree program docARTES of the Orpheus Institute and Leiden University. I would like to thank everybody involved in these institutions for the support they gave me during these years. Sandra Paine and Sharon Stewart have done the editing of my text, for which I am very grateful. My sincere thanks goes also to my parents and sisters—all musicians—who supported me in many ways. We exchanged opinions on many of my works and even shared the stage occasionally. Many thanks to the ones I did not have to mention since they know that I could not have done, or do, without them. Last, I have to acknowledge that, while so much knowledge and critique of others has made this work better, the remaining faults and mistakes are entirely my own.

Introduction

Scope

Are microphones and loudspeakers musical instruments?

This question has been at the core of my research work. Microphones and loudspeakers are employed in almost all music we hear nowadays: to amplify the voices and electric guitars of a rock band, to facilitate the production of a "perfect" recording of a symphony orchestra, to reproduce that recording in the living room, and as an essential component in many other musical styles and modes of presentation, from the Jamaican sound system to techno parties.

It is thus no surprise, that as a composer, I was confronted with microphones and loudspeakers. At the end of the 1990s, I started to write music that used live electronic processing of the sound of conventional musical instruments (often called "live electronics"). Evidently, microphones and loudspeakers were on stage now next to the musician. During the compositional process one of my main concerns was the possible relationships between the sounds produced by the musical instrument and the sounds as a result of the live electronic processing.

One of the aspects that bothered me, while acquiring the skills and experience to compose for instruments and electronics, was the remarkable difference on stage between musician and instrument in comparison to microphone and loudspeaker. The sound producing relationship between musician and musical instrument was obvious. Even without knowing much about the violin or the piano, it became immediately clear by hearing and seeing a violinist, what this person was doing and how the sound was changed. The sounds emitted by a loudspeaker could have theoretically been any sound: a musical instrument such as a violin, environmental sounds such as the sea, or machines such as car sounds. Besides, whereas the musician is able to communicate with the audience, the loudspeaker is just a device, a black box. Although nowadays I would judge these initial troubles with microphones and loudspeakers to be rather naïve, it was my wish to consider these devices as actively determining a performance as the relation between a musician and a common musical instrument that was at the beginning of my research. I searched for compositional situations in which both instruments and live electronics contributed equally to the material of the composition. Musical instruments as well as microphones and loudspeakers should add some of their specific characteristics to the final composition, without essential hierarchical dependencies.

This doctoral thesis thus takes the artistic use of the devices that bring air pressure waves (sound waves) into electricity and back as its central focus point. As the title states, these devices

are between air and electricity. Microphones and loudspeakers are often perceived to remain transparent; that is, "inaudible" in the final sound result: one listens to the violin playing, and not to the vibrating cardboard, which is in fact producing the sound. From the 1950s onwards, microphones and loudspeakers started to play a crucial role not only in the mere reproduction of sound, but as well in the creation of music. Composers and musicians often described these new possibilities as using microphones and loudspeakers in a way similar to when composing for musical instruments. This not only resulted in many pieces and performances that used microphones and loudspeakers in a peculiar manner, but also in new possibilities for musical composition. My thesis focuses on this kind of music, and tries, in theory and in praxis, to find answers to questions such as: what are the possible relations between musical instruments, and microphones and loudspeakers? Why are microphones and loudspeakers often heard as "transparent" devices, which do not influence the sound they transmit? What are useable parameters for composing with microphones and loudspeakers? Does the use of microphones and loudspeakers as musical instruments alter how we think of instruments, musicians or music in general? Does the use of microphones and loudspeakers as musical instruments change music itself, its performance or the relation between musician and musical instrument?

To obtain a clear picture of the possibilities of microphones and loudspeakers in music, I develop four approaches. Three of them focus on what I call "transparent" or "inaudible" use. In short, music recording is what I termed the *reproducing* approach; music amplification, the *supporting* approach; and the *generating* approach includes all kind of electronic music, without any reference to a concrete source. The fourth approach, however, focuses on the use of microphone and loudspeakers in an opaque way. They should be "audible" and function in a way similar to how musical instruments commonly do. I call this the *interacting* approach, since the music should, in contrast to the other approaches, not be transmitted "through" microphones and loudspeakers, but be formed, coloured and changed by these devices.

By analysing several compositions that use microphones and loudspeakers as essential parts of the sound shaping process, I distinguish between three different types of interaction: *movement*, *material*, and *space*. I look at how the use of these devices by musicians and composers influenced compositional form, the performance situation and the relationship between musician and musical instrument.In the final chapter I discuss the possibility of composing with microphones and loudspeakers by using combinations of all four approaches. My conclusion is that what characterises the potential of microphones and loudspeakers for contemporary compositional strategies is exactly this possibility of being both transparent and opaque.

Artistic research

My research takes place in what is nowadays called artistic research. There are many different ideas on what artistic research is or might be. I chose to define my artistic research as "an endeavour in which the artistic and the academic are united" (Borgdorff 2012, 3) and describe my way of undertaking this research here.[1]

The results of my research are offered in two parts: my own praxis as a composer and sound artist, resulting in 28 musical works, and a reflecting theory, written down in five chapters. The development of both parts was a single process though. By working in the electronic studio or atelier, performing my own pieces as well as others, I was, often literally, in touch with microphones and loudspeakers. This praxis gave me insights into compositional strategies for these devices, which I articulated in my thesis. For example, due to working on the project *Hearing Sirens*—a performance with big, yellow loudspeaker horns attached to the back of the performer—I discovered the differences between the *movement* and *space* parameters (see the works *2. Hearing Sirens*, *3. Oefening in stilzwijgend zingen* and *7. Hearing Sirens (for a solo performer)* as well as chapter 4). The work process on the composition *Im freien* (nr. 14) was a revelation to me. This piece disclosed that if I want the specific characteristics of microphones and loudspeakers to be perceptible in the final composition, I should not seek out the ways in which it is possible for them to act in a fashion similar to musical instruments, but rather use combinations of different approaches (a detailed description can be found in chapter 5). It is this, which makes compositional strategies for "perceptible" microphones and loudspeakers significantly different than composing for conventional instruments.

But the reverse also happened: assumptions I made in theory could be demonstrated or disproved in the praxis. When I was getting to know the work of Hugh Davies, I started to use contact microphones in my compositions as well, resulting in pieces such as *Blik na blik* (5) and *groene ruis* (8). Discovering the different kind of spatialisation techniques used in the compositions of Alvin Lucier and Luigi Nono, resulted in trying out different loudspeaker configurations in (small) spaces (see for example *6. Büchsen für Pandora*, *9. dazwischen, 13. Mit Luft gebaut - Musik aus der Dose* and *17. Ein Oktett für das Quartett*). The use of drivers to bring objects into vibration in *Rainforest* by David Tudor was an inspiration to start working on *12. In blik*, *20. Music Stands* and *22. Stumme Diener*. Exchanging ideas on compositional strategies for microphones and loudspeakers with Ute Wassermann, Wolfgang Heiniger, Paul Craenen and Lara Stanic (whose works are discussed in chapter 5) influenced pieces such as *2. Hearing Sirens*, *8. groene ruis*, *9. dazwischen*, *10. Luftschlösser im Bau*, *11. Wings*, *12. in blik* and *18. Song No 3*.

[1] See for an analysis of contemporary artistic research: *The Conflict of the Faculties: Perspectives on Artistic Research and Academia* (Borgdorff 2012).

The thesis localises the field of research (chapter 1), gives an overview of microphones and loudspeakers and their relation to musical instruments (chapter 2), describes how microphones and loudspeakers became transparent devices that should ideally not influence the sounding result (chapter 3), investigates on how artists used microphones and loudspeakers as musical instruments (chapter 4) and concludes by addressing what compositional strategies for the unique characteristics of microphones and loudspeakers could be (chapter 5). This work resulted in a theory on composing with microphones and loudspeakers, in text form with online audio and video examples of the pieces (www.cathyvaneck.net/videoexamples/).

My artistic praxis remains much more open-ended. There is not a clear line from the beginning to the end, but rather many different lines. On the website documenting these works (www.cathyvaneck.net/ownworks/), several of these lines can be followed by choosing a "tag" from the right menu (tags are, for example, *horns*, *data feedback*, *tin cans*, and *contact microphones*). The pieces can also be viewed along the categories of the thesis they belong too, by choosing an interacting parameter (*movement, material* and *space*, see chapter 4 for an in-depth discussion of these) or the combination of approaches that is used in the piece (*interacting* in combination with *reproducing*, *supporting* and *generating*. Some pieces use more than two approaches, and are listed under, for example, *reproducing* as well as *supporting*).

What surprised me was that there is not necessarily any coherence between an interesting outcome of my artistic research and a "good" art work. Some compositions, for example *Im Freien*, led, as I mentioned above, to important modifications in my theory work. The artistic value is, in my view, not as high though. The opposite was also sometimes the case: a work such as *Mit Luft gebaut – Musik aus der Dose* was an important achievement in an artistic sense, since it was a large scale musical theatre piece. For my artistic research, there was little knowledge gained though, since most of the compositional strategies used were already tested by me in earlier compositions. The composition was thus based on research results but not much new research was done for this piece. The knowledge gained by composing a piece such as *Im Freien* is not transmitted by the piece itself, since what I learned through composing this piece does not necessary have to be demonstrated by the piece itself. It needs a text to transmit this knowledge. This is what makes artistic research highly valuable for me: expertise, which would otherwise not be communicable solely through the artwork, can now be transmitted in a textual form.

Evidently, I am not the first composer to connect praxis and theory. Illustrious artists, such as Pierre Schaeffer, Trevor Wishart and Dick Raaijmakers, have been describing in their theoretical work what I would like to call the categorisation of certain compositional aspects. Representing compositional ideas with the help of these kinds of models was helpful for me. Although their compositional strategies do not always touch my topic, their ideas and types of categorisation

have been very helpful to me. Pierre Schaeffer develops many different categories for composing "objets musicales" in his *Traité des objets musicaux – Essai interdisciplines* (Schaeffer 1966, 475–560) and develops audio examples of these categories (Schaeffer 2005). Of Trevor Wishart, I have notably looked at his methodology described in chapter 8 "Sound-image as Metaphor: Music and Myth" in *On Sonic Art* (Wishart 1996, 163–176). Wishart describes well why the use of categories is a helpful tool for composing: "The procedure I shall describe […] is meant therefore to be merely a heuristic tool, an enabling device to force the imagination to consider possibilities which might not otherwise have occurred to it". How this kind of imagination might be functioning in my research is what I will describe at the end of chapter 4 in the "Overview of strategies for interacting with microphones and loudspeakers". Reading the texts of Dick Raaijmakers has been highly inspiring for me in many ways. His text on microphones (Raaijmakers 2007, 316–335) and on loudspeakers (Raaijmakers 1971) are both outstanding texts on the nature of these devices. His investigation of these devices portrays them in an extremely unique way, expressing very original thoughts on this subject. I discuss his ideas only in chapter 1, though his use of microphones and loudspeakers could be the subject of an entire dissertation.

For my written thesis, I decided to work with examples by other composers, instead of describing my findings with the help of my own compositions. I believe that applying my thoughts and ideas to the work of others makes my findings more understandable for my readers. One of the aims of research should be that the outcomes are valuable for others. By applying my theories on works other than my own, I am able to check the validity of this theory. In addition, by discussing the works of different artists, the aesthetics will cover a much broader scope than what would be the case if my compositions were the sole examples. The reader can of course apply my theory to my own compositions.

Context

Experimental music using electronic means has been omnipresent during the last decades. Electricity did become an increasingly important element in music during the beginning of the twentieth century. It became common during the 1960s for composers to visit an electronic studio to compose sounds, or for musicians to play synthesisers. Several good overviews of how electronic music evolved during the last hundred years have been written (Chadabe (1996), Holmes (2008), Manning (2004), Ruschkowski (1998) or Supper (1997)). Other books focus on more specified topics of electronic music, with contributions by various authors (Braun (2002), Collins (2007) or Emmerson (1986)). Many books explain how creating electronic music is done in a technical way, nowadays mostly focusing on using computers (Cook (2002), Farnell (2010), Miranda (2002), Roads (1996) or Roads (2004)). In all these books, the role of microphones and

loudspeakers, and especially how they, instead of electronic devices such as synthesisers or computers, could "shape" the sound, is often discussed not at all or just in the margin, since their scope is mostly on the electrical signal itself. My research tries to fill this lacuna. Although there is thus no existing theory on composing with microphones and loudspeakers as musical instruments, many of these books were helpful by giving details on certain microphone or loudspeaker technologies, musical instruments or compositions.

One of the rare books on experimental electronic music practice that has whole chapters devoted to the artistic use of microphones and loudspeakers is *Living Electronic Music* (Emmerson 2007). Simon Emmerson dedicates a part of his chapter 5 to microphone use ("Microphones and other Human Activity Transducers"). He gives some insights into different microphone technologies in this chapter and as well as developing a highly interesting categorisation of the different musical functions of live amplification. His chapter 6 is called "Diffusion–Projection: The Grain of the Loudspeaker" and its scope is merely on spatialisation—the emission of sound through a multiple loudspeakers system—a practice I discuss to some extent in the *space* part of chapter 4. Another book, which was of great help, especially for the practical part of my research, is *Handmade Electronic Music: The Art of Hardware Hacking* by Nicolas Collins (Collins 2009). This book inspired me in many ways to "touch" microphones and loudspeakers, instead of having them just placed on stands or hanging from the ceiling. Besides offering many insights into his decades-long experiences with experimental and artistic use of microphones and loudspeakers, Collins relates these methods to existing artistic works, such as *Rainforest* by David Tudor (which I discuss in chapter 4) and *Windy Gong* by Ute Wassermann (which I discuss in chapter 5), thereby making this book very valuable for my topic. The ideas on musical instruments as formulated by Aden Evens in the book chapter "Sound and Digits" (Evens 2005) and by Paul Craenen in *Gecomponeerde uitvoerders: het musicerende lichaam vanuit compositorisch perspectief* (Craenen 2011) have been important for the development of my ideas on musical instruments. Caleb Kelly discusses many ways artists used sound reproducing technology, such as phonographs and CD players, in *Cracked Media: The Sound of Malfunction* (Kelly 2009). Although this book does not cover much of microphone and loudspeaker "malfunctioning", approaches towards phonographs and CD players could be compared with my *interacting* approach, since both manipulate devices originally used for reproduction of sound. The notions on nineteenth century sound reproduction technology have been heavily influenced by Jonathan Sterne's *The Audible Past: Cultural Origins of Sound Reproduction* (Sterne 2003). I borrow his concept of the tympanic principle and develop the tuning fork principle as a juxtaposition in my chapter 3.

The thoughts that probably influenced me most are expressed in the book *Klang (ohne) Körper—Spuren and Potentiale des Körpers in der elektronischen Musik* (Harenberg and Weissberg 2010b). Since I teach at the faculty of Music and Media Art in Bern, where this research project was

conducted, I experienced the development of the concepts and ideas of *Klang (ohne) Körper* not only through the book itself but as well by many conversations with my colleagues Michael Harenberg and Daniel Weissberg.

Evidently, much has been written on the technological aspects of microphones and loudspeakers and how to use them for applications in the recording, hifi and sound reproduction industry (Ballou (2009), Borwick (2000), Eargle (2003), Eargle and Gander (2004), Hopkin (2002), Newell and Holland (2006) and Rayburn (2011)). This literature is not of much help for my research though, since I focus on how artists shape their music by using microphones and loudspeakers in unforeseen ways, whereas those books concentrate on appropriate ways to use these devices for what I called the *reproducing*, *supporting* or *generating* approach. An exception is *Getting a Bigger Sound: Pickups and Microphones for Your Musical Instrument*. In his book, Bart Hopkin (2002) includes what could be called "lo-fi" microphone technologies.

My understanding of the microphones and loudspeakers as musical instruments was extended as well in practice, not only by developing my own pieces, but as well by experiencing the pieces by others, which I analyse in chapter 4 and 5. In addition to hearing most of these pieces in concert, I also attended rehearsals of several pieces or played them myself.

In both my practical and my theory work, I concentrate mainly on works that have a timeline (a beginning and an end) and are rather performance based. Especially in sound art though, there are many works that focus on artistic uses of microphones and loudspeakers. But in the context of these works, microphone and loudspeaker are rarely defined as musical instruments. To become musical instruments objects have to be "played", and this does not very often happen in sound art. On top of that, as I will make clear in my thesis, the compositional strategies I discuss in chapter 5 would not be possible without a timeline. Nonetheless, the border between sound art and music is not that clear, and I would argue that many of the pieces I discuss here could be termed "performative sound art".

What might be another remarkable omission in the existing literature is the absence of information about the influence of the amplifier in music, which is shaped by microphones and loudspeakers. Indeed, amplifiers do have an enormous impact on the sound emitted by loudspeakers. My subject, though, is the devices that are converting air pressure waves to electricity and back. The amplifier only modifies the electrical signal. Besides, there are not so many ways to "play" the amplifier. Whereas the sound can be heavily coloured by this device, not so much *interaction* is possible other than changing the amplitude of the signal. Nonetheless, it should be kept in mind when studying my research, that the amplifier is inseparable from microphones and loudspeakers.

Evidently, my research process was full of surprises. Nowadays, my scores no longer contain notes, but the scores—if they exist at all— are principally notations of gestures. Also, during the last years, I started to perform myself. Probably most astonishing aspect for me was that, at the end of this process, my compositions excluded conventional musical instruments. The research that started to find a way of using microphones and loudspeakers in dialogue with instruments resulted in omitting these instruments entirely.

Own works

This text can be found as well on the website www.cathyvaneck.net/ownworks/.
All audio and video examples are integrated in the text on the website.

1. Actions of Memory (2003)

a performance for guitar, trombone, double bass and live electronics

Wouter Snoei: live electronics
Juan Parra Cancino: guitar
Jelte van Andel: double bass
Joost Geevers: trombone
Robert Steijn: dramaturgy

Writing my first pieces for instruments and live electronics during my composition studies in The Hague and Berlin, I was confronted with microphones, loudspeakers and musicians sharing the same stage. The use of live electronics often creates a very dynamic relationship between musician and electronic sound. In my view, the "rigid" loudspeakers were nothing more than passive reproduction devices. The contrast between what I called, at that time, "live" musicians and "dead" loudspeakers bothered me. The first project considering this matter is *Actions of Memory*. Besides four loudspeakers, each placed in a corner of the hall, three musicians wore old-fashioned living room loudspeakers on their backs and in this way were physically connected to the loudspeaker. Wherever they went in the performance space, the loudspeakers went with them. Different loudspeaker positions could be created by the musicians by taking different positions in the hall. Furthermore, there were many possibilities for communication between the musicians; for example, by emitting the sound of one player through the back-loudspeaker of another player. Evidently, during the course of this project, it turned out that identifying a musician with the sound coming out of the loudspeaker on his back was not always easy. Many of my assumptions at the start of this project were based on the idea that loudspeakers "reproduce" the sound of the musician and would, therefore, also automatically "reproduce" the musician him- or herself (see also my thoughts on reproduction in chapter 2 and 5). By reproducing the sounds, earlier produced by one musician, through the loudspeaker on the back of another musician, I assumed that they would be automatically "communicating" with each other. It turned out that these copies of the musicians did not come out through the loudspeakers. Since this was an art project that needed "a happy end" (there were public

performances planned) I focused on many other compositional aspects that were possible with this set-up and the loudspeaker question was taken to the next project.

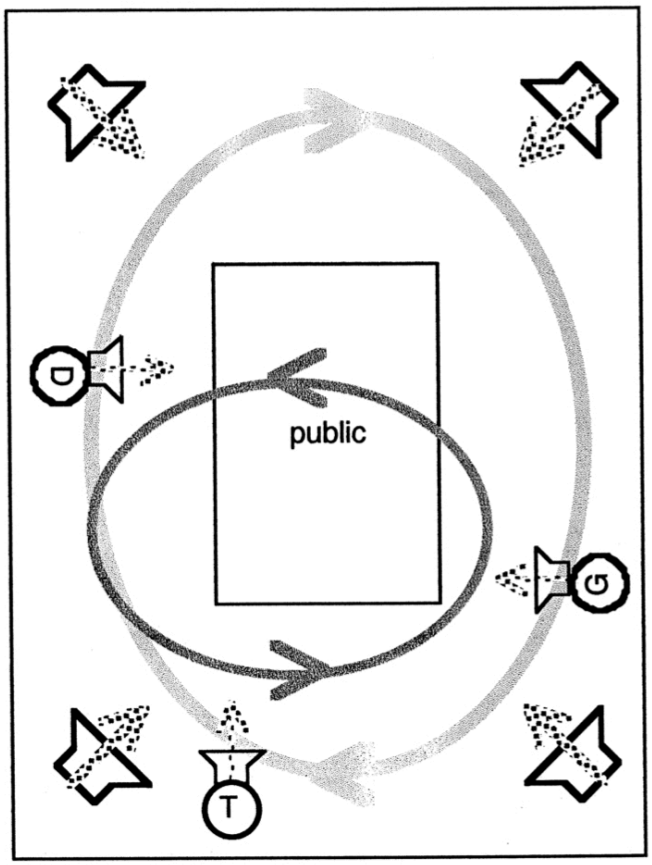

A scheme of the score of *Actions of Memory*,
depicting the positions of the loudspeakers as well as the movements of the sounds.

In conclusion, I can say that the experiments I undertook in this piece raised many new questions about the possibilities of composing with microphones and loudspeakers. I decided to set-up a research project in which microphones and loudspeakers could have a "voice of their own" on stage. Besides, I was also interested in what other musicians and composers had already done in this domain. For this reason, I started the laureate-program at Orpheus in 2004 on the subject of *the active role of microphones and loudspeakers during a performance*. I continued this research from 2006 onwards as a doctoral researcher on microphones and loudspeakers as musical instruments in the docARTES program.

2. Hearing Sirens (2005–2010)

A project for MP3-players with portable loudspeaker horns.

Performance of *Hearing Sirens* in a parking garage in Porto (2011).
(picture © Silvana Torrinha)

After *Actions of Memory*, this was my second attempt to perform with loudspeakers attached to the bodies of the performers. This project has accompanied me through nearly my whole research period and I have made several pieces for these portable loudspeaker horns. The first version of *Hearing Sirens* was a piece for three dancers, called *Oefening in stilzwijgend zingen* (2005). After this initial composition, several others followed, which I discuss later in the text on *Hearing Sirens* (2007) (for one performer).

The most important insight I gained by creating *Hearing Sirens* is the correlation between the interacting parameters *movement* and *space* (see chapter 4 for an in-depth discussion of these parameters). Originally, this project was focusing on "movement of sound sources", as its most important compositional parameter considers the use of loudspeakers. This movement of the sound source is always parallel with the movements of the person wearing the loudspeaker horns and could not be achieved by the use of conventional musical instruments.

A real discovery for me was the interaction happening between sound emitted by the horns and the performance environment. As I explain in detail later, the emission of sound through the horn loudspeakers creates a spatial discovery of the performance environment, much more elaborate than the spatial interaction normally happening between instruments and environment. This was an effect I had not thought of when conceiving these loudspeakers. Contrary to what was the case when composing for the *movement* parameter, when composing for the *space* parameter the movement of sound sources is never parallel to the movements of the person wearing the loudspeaker horns. A small movement of the performer will cause a big change in how the sound waves are reflected by the environment. The position of the sound source seems not to be the loudspeakers attached to the body of the performer, but the reflections of this sound source by the environment. This effect cannot be obtained by conventional musical instruments, since they do not emit their sound with such strong directional qualities.

The interacting parameter *space* became important now as well and severely influenced how I conceptualised later compositions for this set-up (see *Hearing Sirens* (2007) for one performer). The project made me aware of the difference between *movement* and *space* as well as the potential of combining both. I started to consciously compose for these two parameters, creating specific sounds for each parameter as well as performing accordingly to make the specific interaction (*movement* or *space*) audible.

In my theory-focused work, I was confronted with similar problems. Whereas in my compositions, the differentiation between the categories are an aid to composition, by analysing pieces by other composers with the use of these parameters I was able to discover their compositional strategies. I have often been in doubt as to whether *movement* and *space* should not be one parameter, since *movement* is a change of the position in *space*. Is the audience, by throwing Annea Lockwood's *Sound Ball*, not discovering the space in a similar way as in Kirsten Reese's *Der tönende See*?[2] Technically speaking the same process is going on in the pieces of Reese and Lockwood. The bowls in *Der tönende See* only have to speed up and they would indeed be very similar to the *Sound Ball*. But it is exactly their slow movement that gives the observer time to hear their position in space in comparison to other sound sources, instead of focussing on how their position changes in space (which is the case for the *Sound Ball*).

[2] Both pieces are discussed in chapter 4.

Construction and acoustical effect of the loudspeaker horns.

I built so-called portable loudspeaker horns, consisting of a small MP3-player, a box with an amplifier and battery, and two loudspeakers in two big, yellow horns. The construction is made to be worn on the back of a dancer or performer. During the performance, an MP3-file with a composition of mine is played. The pieces are performed by the performer(s) walking, dancing or moving in different ways.
Horns were used for optimising the transmission of sound waves from membrane to air before electricity made amplification of air pressure waves possible. As soon as electric amplification became available, horns were replaced by loudspeakers. In this project, I use what are normally regarded to be "disadvantages" of horns, such as colouring the sound and emitting sound in just one direction. Due to their specific form, the horn-loudspeakers guide the sound waves strongly in a bundle instead of a broader radiation pattern. The sound is diffused to the right and to the left, contrary to what is the case in a stereophonic loudspeaker system in the living room, which projects phantom images of the sound. By using these horns, often the first reflections are heard by the audience instead of the direct sound, as the scheme depicts. Depending on its form and material, each environment will reflect the sound in its own characteristic manner. Over the years, many performances were carried out in different environments, such as hills, woods, snow landscapes, city centres, a covered bridge, a conventional concert hall and a parking garage.
The pieces *Klangverordnung* and *Extended Ears* are continuations of *Hearing Sirens* by elaborating upon some of the ideas in this project.

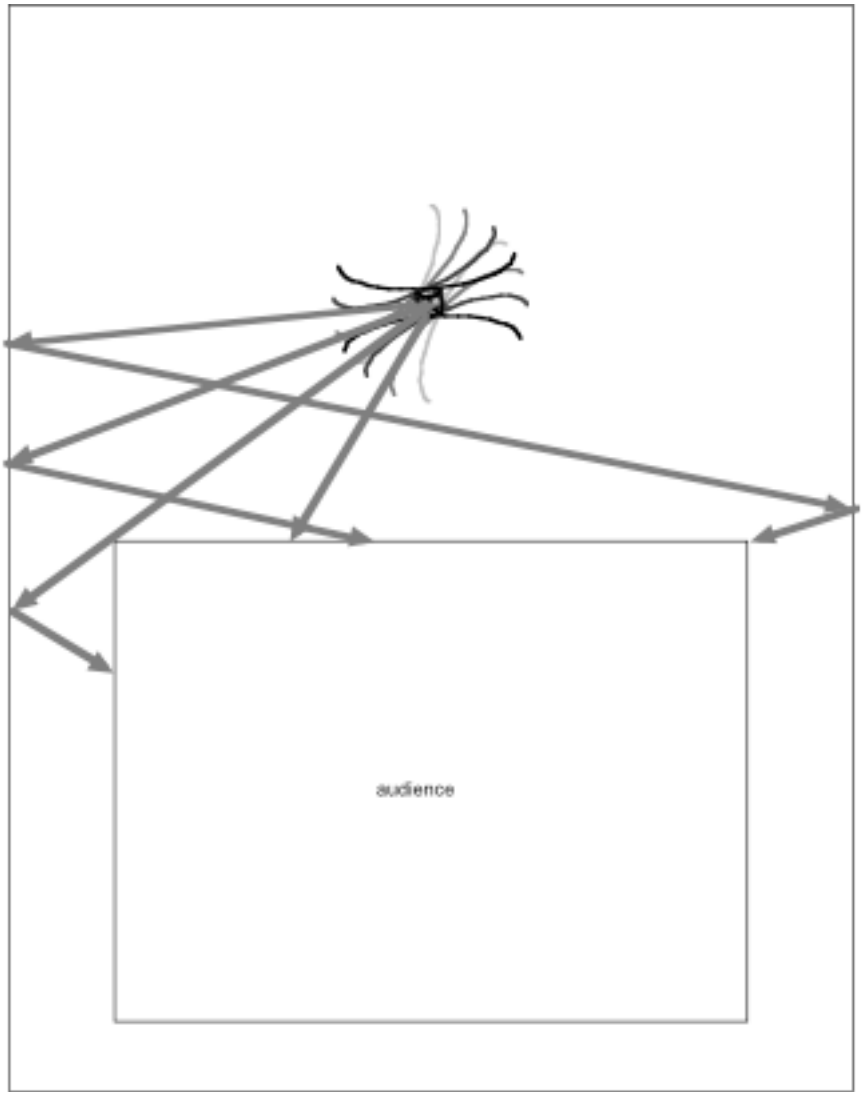

A small movement by the performer changes the position of the reflection, and the indirect sound source (perceived as the actual sound source by the audience) makes a big movement (again a simplified presentation).

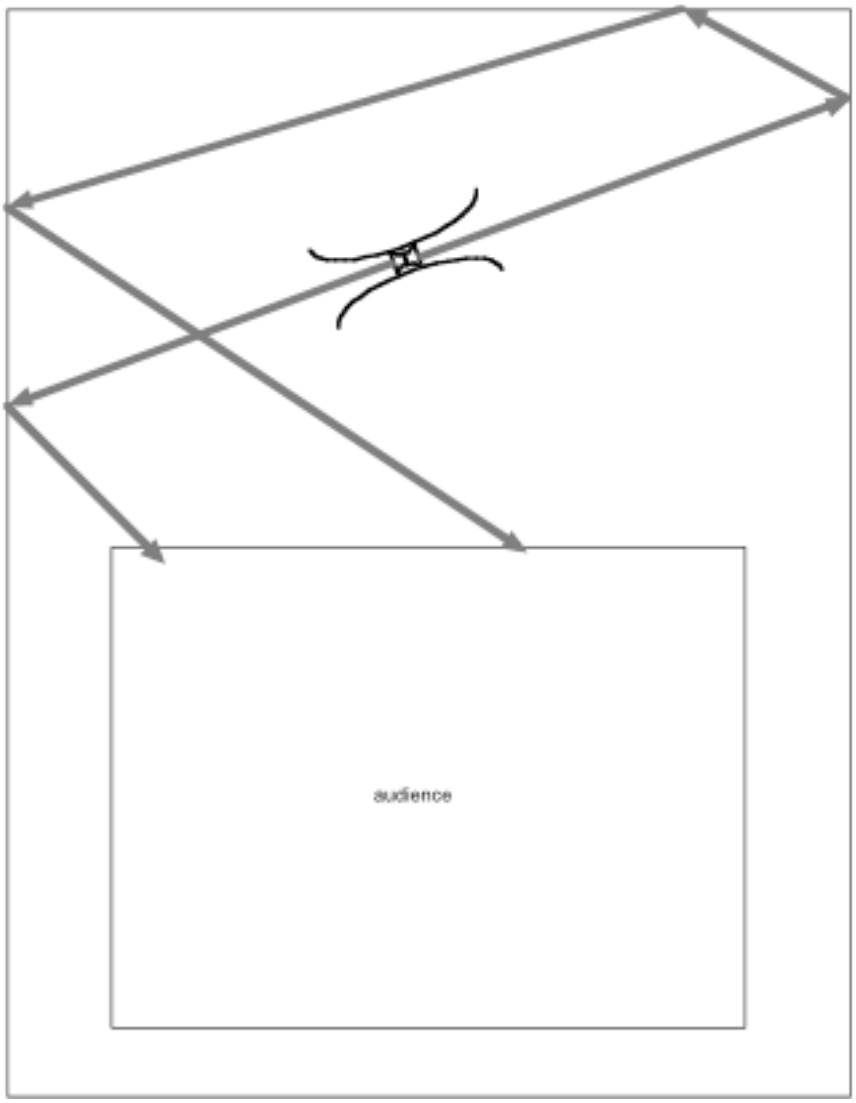

The sound waves (this reproduction of the acoustical signals is, of course, very simplified compared to what happens in reality).

The form and colour of the horns are based on two of the applications of a "siren". The siren is both a mythological woman, having the body of a bird and the head of a woman, and a noise-maker, used to warn in emergency cases. The sirens as bird-women were known in Antiquity for their beautiful singing. Men were unable to resist them and most of the men who heard them did not survive. The siren as a noisemaker is used to warn people that there is an emergency happening, and can therefore be seen as a survival tool. Sirens use a rotating disk with holes to create its characteristic sound. I used both of these concepts as an acoustic, visual, and conceptual starting point for this project.

Attic red figure vase, depicting sirens
(450 BC, the scenery is from *The Odyssey*).

A siren as an outdoor warning noise maker.

3. Oefening in stilzwijgend zingen (2005)

for three dancers. portable loudspeaker horns and electronics
commissioned by the Festival Rümlingen

Jessica Billeter, Helena Zwiauer and Samuel Meystre: dancers
Teresa Rotemberg: choreography

A rehearsal of *Oefening in stilzwijgend zingen*: the three dancers are wearing the portable loudspeaker horns.

This was the first *Hearing Sirens* piece I created. Similar to the idea in *Actions of Memory*, I wanted to attach the sound source to the body of the performer. This time, not to create a more dynamic relationship between musician and loudspeaker, but to experiment with sound sources that move along with the performer. To give the loudspeakers more directional quality, I attached a big cardboard horn to them. Together with Teresa Rotemberg, an experienced choreographer, I

developed the choreography for this piece. The performance took place outside, in the hills in Switzerland. For the festival, a village of shipping containers was built, and each artist presented his or her work in such a shipping container. During the performance, my dancers moved from the hilly landscape towards the shipping containers, ending their performance on top of these.

The performance started in the hilly landscape…

…and ended on top of the shipping containers.

The sound emitted by the loudspeakers has been synthesised with the use of pulses and filters, using the software MaxMSP. The aim was to create a sound that resembled emergency sirens, but could in a flexible way be changed to other sounds, such as clicks and noises, that are less related to a typical siren sound. I designed most of the sounds whilst listening to them through monitor loudspeakers in the studio, since the horns were not yet finished. In later pieces for the loudspeaker horns I always listened to the loudspeaker through the horns for designing my sounds, so that I could know how they would influence the sound result. The piece is originally for six channels, since it has been composed for three dancers, each with two loudspeaker horns. This is a short fragment of the piece, before it is diffused through a cardboard horn, and thus contains only sounds as generated by the computer software. To obtain the effect of the performance, one should attach horns to ones loudspeakers at home, but a small impression can already be obtained by turning both loudspeakers in different directions:

www.cathyvaneck.net/ownworks/wp-content/uploads/2013/09/02OefeningFrag.mp3

As can be seen in the short video below, the choreography is focusing on the *movement* parameter as mentioned in relation to *Hearing Sirens.* When the dancers "fall", their loudspeaker horns are turned towards the audience. This becomes even clearer with the turns at the end of the movie: the sound source moves at the same speed as the dancers:

www.youtube.com/watch?v=0iTcsF-i5bA

In the open air, there are nearly no reflections of the sound waves, since there is nothing that can reflect them. As soon as the dancers enter the shipping container village though, the metal walls of the shipping container reflect the sound and I discovered that these horns may cause spatial effects (see *Hearing Sirens*). I experimented with the horns by rehearsing and performing the same piece in a conventional concert hall. This performance led to the conclusion that indeed a different spatialisation is obtained as soon as the first reflections of the sound are heard instead of the direct sound waves, as emitted by the horns. What kinds of changes this caused in the performance can be read at *Hearing Sirens* (2007) (for one performer).

The shipping container village reflected the sounds emitted by the loudspeaker horns, contrary to the hilly landscape.

4. Medea werden (2006)

for mezzo-soprano, three actresses and loudspeakers

Uta Buchheister: mezzo-soprano
Franziska Dieterich/Bärbel Schwarz/Mariel Jana Supka: actresses
Cathy van Eck/Daniel Plewe: sound, video
Sabine Hilscher: set and costume design
Henning Fülle: dramaturgy
Matthias Rebstock: concept, stage direction



Contact microphones on the actresses' shoes triggered sound files through loudspeakers that were placed all over the floor.

In this theatre piece, microphones and loudspeakers are a central element. We did many experiments with microphones and loudspeakers during the rehearsals, such as putting sand or water in loudspeakers and cutting their membranes. During the piece, all kinds of interventions with microphones and loudspeakers were happening: contact microphones on the actresses' shoes triggered sound files through loudspeakers that were placed all over the floor; a loudspeaker was placed on various parts of the body of one of the actresses to "hear" her thoughts; and a set-up very similar to Steve Reich's *Pendulum Music* was used. We experimented also with very low frequency oscillators, for example, sine waves between one and five hertz. When receiving a three hertz signal, loudspeakers will of course move their membrane at a speed of three cycles. This phenomenon played a role in all pieces categorised as visible vibrations.

An actress is triggering sounds with the help of a small microphone. She walks on the loudspeakers.

A loudspeaker was placed on various parts of the body of one of the actresses to "hear" her thoughts; and a set-up very similar to Steve Reich's *Pendulum Music* was used (see the pending microphone).



A loudspeaker filled with sand.

5. Blik na blik (2006)

for a small guitar, live electronics and tin cans
written for Daniel Göritz
commissioned by the Festival Klangwerkstatt

By putting the loudspeakers in a line next to the performer, they are both at the same perspective on stage.

This piece is the first in a series of experiments with tin cans and loudspeakers or tactile transducers. One of the aims of *Blik na blik* was to create a set-up, in which a musical instrument (in this case a small plucked string instrument, which I call a tin can guitar) would be *supported* by loudspeakers that were built by the same material as the instrument, in this case, tin cans. The resonating qualities of the instrument relate directly to the resonating qualities of the

loudspeaker, a similar approach to the one used by Alvin Lucier in *Music for piano with amplified sonorous vessels*. The small tin can guitar is confronted with virtual guitars, *generated* by a computer (more information on the supporting and generating approach can be found in chapter 2).

For *Blik na blik* I built a small instrument from a tin can, quite similar to a small guitar, and picked up its vibrations with the help of a contact microphone (AKG C411). Seven loudspeakers in a row are used for the sound diffusion, as can be seen on the picture. All of these loudspeakers were prepared with different amounts of tin cans, causing them to resonate the sound emitted by these loudspeakers, each in a different way. By putting the loudspeakers in a line next to the performer, they are all at the same perspective on stage. The guitarist could be seen and heard in the same row as the tin can towers. Besides the sound of the amplified guitar, I used synthesised guitar sounds, mainly developed live with the "mandolin~" object of the PeRColate library for MaxMSP software by Dan Trueman and R. Luke DuBois (see www.music.columbia.edu/PeRColate/). With the help of this so-called physical model of a mandolin I could create many different sounds similar to the ones made by plucked string instruments. These sounds were often triggered by the guitar but also played independently by the live electronics performer (me, in this case).

The relationship between the small tin can guitar player and the sound emitted through the tin cans was an important compositional element. At the beginning, the guitar plays just one tone, and triggers a sound made by the physical model of a mandolin. The single "ploing" goes from one loudspeaker to another:

www.cathyvaneck.net/ownworks/wp-content/uploads/2013/09/BlikOnepitch.mp3

The musician plays the tin can guitar through the loudspeakers and, as can be heard in the following fragment, a movement from one loudspeaker to another is automatically not only a change in position in space but also in sound colour:

www.cathyvaneck.net/ownworks/wp-content/uploads/2013/09/BlikJustAmplified.mp3

The tin can loudspeakers seem to "store" the sound of the guitar in their cans, with the help of electronic processing (I use a very long reverb on the guitar sound):

www.cathyvaneck.net/ownworks/wp-content/uploads/2013/09/BlikReverb.mp3

During the piece, the tin can loudspeakers become more and more autonomous, resulting in a solo by them (played by the live electronics performer) without any triggering by the tin can

guitar. Although this could have been done with a fixed sound file as well, I preferred to perform this, since it was easier to adapt my performance to the resonances of the tin can towers in this way:

www.cathyvaneck.net/ownworks/wp-content/uploads/2013/09/BlikZelfstandig01.mp3

This solo of the tin can loudspeakers ends in all of them playing in a very "virtuoso" manner:

www.cathyvaneck.net/ownworks/wp-content/uploads/2013/09/BlikZelfstandig02.mp3

The piece ends with the tin can guitar triggering generated sounds by the computer that slowly move from one tin can loudspeaker to the other. The tin cans interact with the sound diffused by the loudspeakers. After the guitar is plucked, the only parameter that changes is through which tin can loudspeaker the sound is played:

www.cathyvaneck.net/ownworks/wp-content/uploads/2013/09/BlikLongResonance.mp3

When I developed this piece, I was merely interested in confronting several forms of plucked string sounds with one another. When reflecting on this piece in a later stage of my research, I realised that the *supporting* (amplification of the guitar), *generating* (synthesised guitar-like sounds) and *interacting* (the tin cans alter the sounds emitted by the loudspeaker) approach are, in fact, all present here.

6. Büchsen für Pandora – Musik aus der Dose (2006)

for loudspeakers, tin cans and live electronics

Four loudspeakers of which three have a fixed tin can tower placed upon them. The fourth loudspeaker is "played" by placing different tin can towers on the loudspeaker. A light sensor is used to trigger changes in the computer software used for this piece.

This is the second piece using tin cans. This was a short study, using the same set-up as in *Blik na blik*, but this time using tin can sounds. I wished to investigate how differently the tin cans would react when used as resonators for their own sound. I am performing by changing the amount of tin cans on one of the loudspeakers (see the scheme and picture). A light sensor (photo cell) is placed on the loudspeaker. According to how many tin cans are placed on the loudspeaker, the sensor will pick up more or less light. The output of the sensor is used for controlling a MaxMSP patch, which shapes the sound of the performance. The sounds are recorded tin can sounds, modified live by using several sampling techniques, transposition and reverb. The sound is diffused through four different loudspeakers placed on the floor, all equipped with a tower of tin cans on top of them. The difference in resonance of each tin can tower was audible as long as one was close to the tin cans, but was more difficult to distinguish in a bigger space, especially if the space added some reverb. For this reason, I decided in *In blik*—the next piece for tin cans—to use a set-up, in which the audience can walk around the tin can loudspeakers.

Unfortunately, only a bad recording exists of this piece, which was performed only once.
In the first part of the piece the tin can sound moves from one loudspeaker to the other. This movement is controlled by the light sensor output:

www.cathyvaneck.net/ownworks/wp-content/uploads/2013/09/pandora1.mp3

Later on, the light sensor is controlling several forms of sound processing, such as adding reverb:

www.cathyvaneck.net/ownworks/wp-content/uploads/2013/09/pandora2.mp3

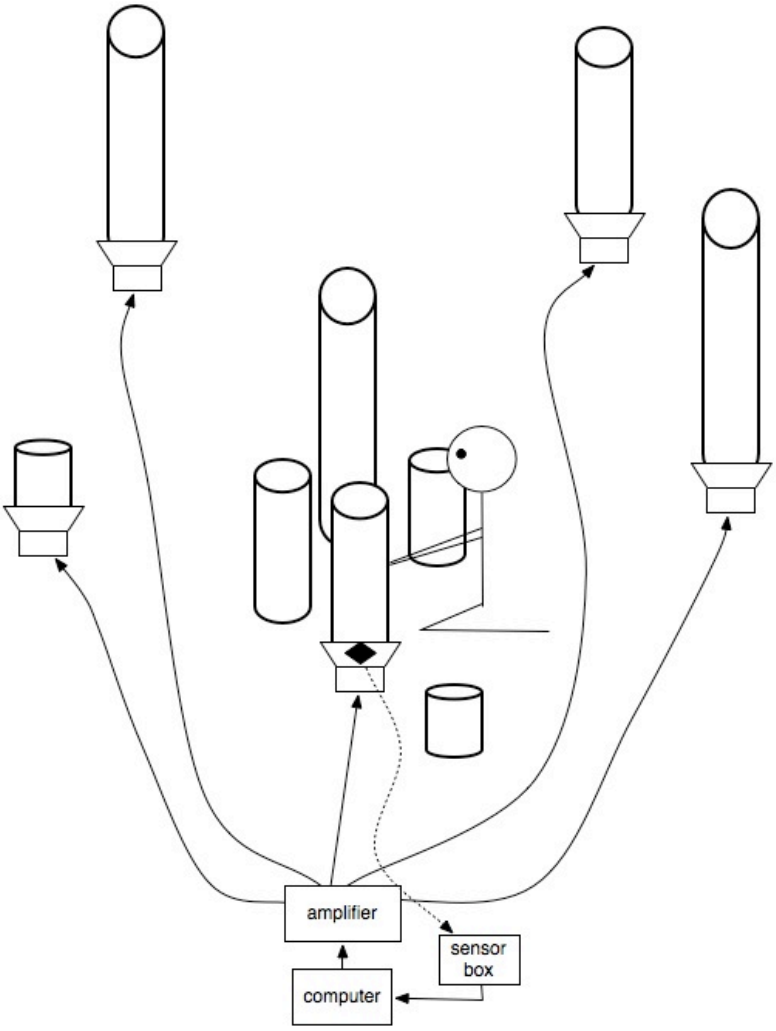

Set-up scheme for the performance *Büchsen für Pandora*

7. Hearing Sirens (2007) (for one performer)

for portable loudspeaker horns and electronics
written for the Mobile Music Workshop

Performance of Hearing Sirens in Amsterdam (2007).

After my experiences with loudspeaker horns in *Oefening in stilzwijgend zingen*, I decided to develop a new composition with the horns for only one performer and one pair of loudspeaker horns, so the interaction with the performance environment would be clearer. This composition was mainly composed whilst listening through the loudspeaker horns, resulting in sounds that are much rougher and harsher than in *Oefening in stilzwijgend zingen*, which was composed with the use of monitor loudspeakers. Directional characteristics of sound waves can be easily identified by human beings, especially short, high (especially around 3000 hertz), and noisy sounds. In the second composition for *Hearing Sirens* I added more energy to the upper partials

of the sound spectrum (which is what causes the sound to be "rougher and harsher") and worked with much shorter sounds. The composition uses, for example, high and noisy sounds (this sound file sounds differently, when diffused through the loudspeaker horns):

www.cathyvaneck.net/ownworks/wp-content/uploads/2007/05/hoogradio.mp3

I also used isolated clicks. Due to their shortness, their reflections can be well heard. The horns also colour them strongly:

www.cathyvaneck.net/ownworks/wp-content/uploads/2007/05/ticks.mp3

This gives an impression of how they sound during a performance:

www.vimeo.com/66799938

During the second part of this movie, another compositional technique for discovering space is used. Since both loudspeaker horns emit their sounds in opposite directions, many possibilities for spatial interaction are created. An example is to rapidly alternate a sound between the loudspeakers, which both send their sound to a different part of the environment and therefore different spatial qualities will be heard:

www.cathyvaneck.net/ownworks/wp-content/uploads/2007/05/extremepanning.mp3

As can be seen in the movie as well, the performers' movements are totally different from those of the dancers in *Oefening in stilzwijgend zingen*. The movements of the dancers evoke associations, resulting in a story that is told. In *Hearing Sirens* (for one performer), the focus is not on the movement by the performer, but on the interaction between sounds emitted by the loudspeaker horns and the environment. For this reason, my movements are in a slow and "discovering" manner. I search for interaction between the sound emitted by the loudspeaker and the environment, and as soon as I find a movement or a spot that I consider sonically interesting, I repeat the movement or stay at that spot. My way of performing this piece could be compared with Alvin Lucier's *Bird and Person Dyning*. I prepare these performances by visiting the place and testing out the acoustical characteristics by hand clapping. I discover the spatial response of the environment and decide which sound will be played at which position as well as what kinds of movements would probably be suitable. Evidently, since this performance usually happens in public space, I cannot test the sound through the loudspeaker horns, since that would already be the performance itself.

Performance of *Hearing Sirens* in the snow.

8. groene ruis (2007)

for a small box tree, hair dryer and live electronics
written for the Gaudeamus Music Week

A choreography of hand and arm movements controls the sounds.

In *groene ruis* I use sounds of a small tree and a hair dryer not only as direct musical material but also for triggering sound files and synthesised sounds, programmed in Max-MSP. The piece is a combination of directly amplified sounds (tree and hair dryer), pre-recorded sound files, and live-processed electronic sounds, all triggered by the performer. A choreography of hand and arm movements controls the sounds.

I play the tree with movements, similar to movements used for playing a traditional musical instrument: I pluck its branches as if they were harp-strings. Every pluck on the tree causes an electronic "ploing" sound (in fact, an enveloped sine wave) and for this reason, the movements of the performer seem to have transformed the tree into a musical instrument. After a while, though, the "ploings" break away, and the amplified sound of the tree itself becomes audible. The illusion of the tree being a musical instrument collapses. Now, the tree sounds like what it looks like. Whilst in the beginning, my movements of playing an instrument seemed to cause the sound, now the materiality of the tree itself seems to be sounding.

In this piece, the perspective on musical performance changes: the first part concentrates on the activity of performing movements; the second part on the object which receives these movements. This change of perspective would not make any difference in the case of non-

electroacoustic music, since their relationships would have been compulsory. As for this example, plucking a tree in a certain manner without electronics involved would have had only one possible sonic result. Due to the use of electroacoustic and electronic aids, though, the sounding result is no longer dependent on either the movements of the performer or the material itself and for this reason, plucking the tree in a certain manner can produce myriad sonic results.

Both the electronic "ploings" and the amplified sound of the tree are caused by two contact microphones, attached to the small tree. The tree functions as the membrane for these contact microphones and my movements cause the tree to vibrate, barely audible, but clearly perceptible for the contact microphones. The microphones transduce the vibrations into electricity, and from that moment onwards, the relationship between the movements of the performer and the sound can be composed. During the first part, the vibrations of the tree picked up by the contact microphones are used by the computer to trigger the "ploing" sounds. During the second part, these vibrations are sent directly through the loudspeakers and therefore the amplified vibrations of the tree are heard.

Later in the performance, the hair dryer is added and its sound is processed and starts to take on a sonic identity which no longer reminds us of the everyday object. The hair dryer is moved in different ways: sometimes in a realistic way, as if drying hairs, but in a highly stylised and abstract way during other parts of the performance, as if a musical instrument is being played:

www.youtube.com/watch?v=d0G7Deg2neM

The performance switches between actions that are perceived to be musical actions and actions that are more closely related to everyday life. This piece adds more possibilities to the gestural identity shifts I describe in chapter 5, whilst analysing *Windy Gong* by Ute Wassermann and the snare drum pieces by Wolfgang Heiniger. This time, the *supporting* approach (the amplified tree) is confronted with the *generating* approach (the "ploings").

groene ruis [Dutch for "green noise"] is supposedly the background noise of the world. Green noise is also used to describe the overwhelming amounts of information about how to be "green" or more environmentally friendly.

9. dazwischen (2007)

for three loudspeakers, three performers with contact microphones and live electronics
written for the music theatre Wanderland
commissioned by the Festival Klangwerkstatt

Susanne Kabalan, Andre Bayer, Cathy van Eck: performers

The performers were standing on a stairway in the theatre.

dazwischen is a part of the music theatre piece *Wanderland*, which theme is "transition". The performers are standing on a stairway and they play a specific choreography of hand movements on the balustrades, merely based on "waiting" positions: a stairway as a place of transition.
All performers wore gloves with a contact microphone which picks up vibrations as soon as the performers move their hands on a surface. The signal of the contact microphones is used to trigger all kinds of electronic sounds (*generating* approach), emitted through small loudspeakers in boxes, hanging at different spots in the performance space. Three times in the piece the succession of hand movements triggering sounds is interrupted by inserting sound files of a talking and laughing crowd in a cafe. On the ground floor of the stairway there was a café, and

with the use of these sounds, I wanted to integrate the everyday life of the place into the performance:

www.cathyvaneck.net/videos/dazwischen01.mp4

The movements of the choreography were merely based on "waiting" positions.

All performers wore gloves with a contact microphone and the sounds were emitted through small loudspeakers in boxes.

The audience climbed the stairs during the performance.

10. Luftschlösser im Bau (2007)

for 10 musicians, 7 castles in the air structures and electronics
written for the music theatre *Wanderland*
commissioned by the Festival Klangwerkstatt



White plastic tarpaulin is placed on top of subwoofer loudspeakers.

Luftschlösser im Bau is written for soprano, baritone, three clarinets, two trumpets, a trombone, two accordions and seven loudspeaker objects. In this description I focus on the loudspeaker use and not on the parts played by the conventional musical instruments. The loudspeaker objects are used in this musical theatre piece as references to unfinished castles in the air. They are white, fluffy, unformed objects, hanging from the balconies of the theatre, not resembling castles at all. During the performance, these objects start to sound and vibrate.
I used loudspeakers—so-called "subwoofers"—that are constructed especially for the production of low frequencies. By sending sine tones between 3 and 16 hertz through the loudspeakers, their membranes will vibrate at this frequency. I hung a white plastic tarpaulin on top of these loudspeakers, which can be brought into vibration by the loudspeaker membrane. Depending on the type of electronic sound, the plastic tarpaulin will make noise: low and loud frequencies are normally only perceptible as the movement of a loudspeaker membrane, but in this case, the loudspeaker membrane "plays" the tarpaulin. When higher frequencies are played

through the loudspeakers, the tarpaulin will remain silent. Similar to the set-ups used in, for example, *Rainforest* by David Tudor and *Windy Gong* by Ute Wassermann, the reaction of the material is very much dependent on the spectral characteristics of sound emitted by the loudspeaker. The material parameter, as discussed in chapter 4, is one of the main elements of the composition. Besides, the vibrations of the loudspeaker become visually perceivable as well:

www.cathyvaneck.net/videos/Luftschloss6.mp4

11. Wings (2007 - 2008)

for big white shields, three microphones, one loudspeaker and three performers
Part of three performances using feedback by *a search for renoise* (*strings* by Juan Sebastián Lach Lau and *tubes* by Paul Craenen)
with support from Champ d'Action and ORCiM



Three performers are manipulating the acoustic feedback with foam-board panels.
(picture ©SilvanaTorrinha)

Wings was developed during a research project together with two other DocARTES doctoral candidates, Paul Craenen and Sebastián Lach Lau. The research project focused on the possibilities of acoustic feedback combined with digital signal processing. Each performance explores a specific use of bodies, objects or instruments as sound resonators or mutes with which to manipulate the feedback-loops. A meta-musical environment comes into existence, in which sound textures, body postures, technical actions, and spatial positions interact and comment on one another. As a result, three new pieces were developed: Juan Sebastián Lach Lau uses the computer to make an environment in which, besides the feedback happening between a microphone in the guitar and the loudspeakers, there is an improvisational feedback process happening between the guitar performer and the computer responses, which guides the

development of the piece (this piece is titled *Strings*). Paul Craenen works with PVC pipes in order to build a new instrument, to trigger and manipulate feedback loops between loudspeakers and microphones, and to control the digital environment that processes the audio signals (*tubes*, see also more information in chapter 5). I manipulate the feedback by shifting foam-board panels around, creating new spaces with every movement and therefore also changing the space in which the feedback can resonate (*Wings*). The performances are not only developed by Paul, Sebastián, and Cathy; the three composers also appear on stage to execute them:

www.vimeo.com/15637848

In *Wings*, three microphones stand in front of one loudspeaker. In between the loudspeaker and the microphones the three performers stand, holding big, white foam-board shields. The performance starts by turning up the volume of the loudspeaker output until feedback between the loudspeaker and the three microphones occurs. Due to the large shields, the sound waves in the air move differently than they would do without any objects blocking their way between the microphones and loudspeakers.

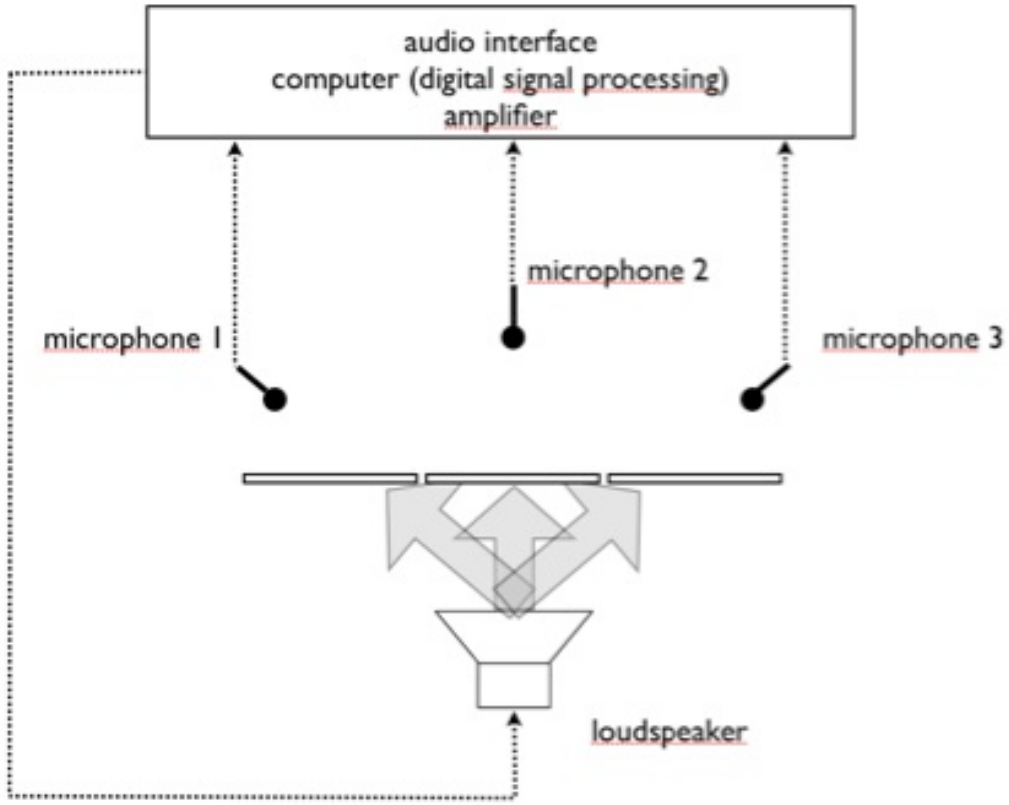

Set-up for *Wings*, with three microphones, a loudspeaker and foam-board panels.

The performers move the shields to different positions and manipulate the feedback with each change of the shield positions. This piece is composed by principally using the parameter *space*, as described in chapter 4, since the distance between shield and loudspeaker as well as between shield and microphones changes the pitch of the feedback. The digital signal processing by the computer reacts to these feedback pitches and processes the sound in different ways, using simple signal processing techniques such as pitch shifting and ring modulation. The result is a choreography of movements with the white shields that designs the sound as well as the structure of the composition. These movements are notated in a score:

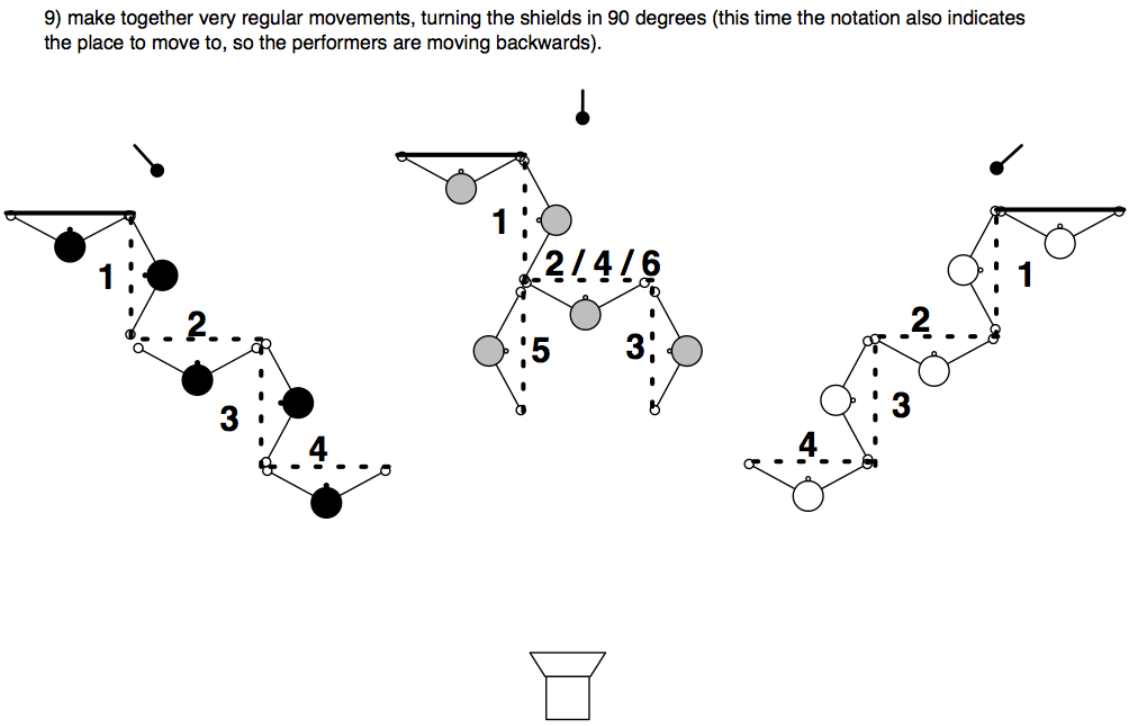

A page from the score of *Wings*. The numbers indicate the order of the movements.



The performers are often hidden behind the foam-board panels in *Wings*.
(picture ©SilvanaTorrinha)

12. in blik (2008)

for tin can towers and electronics
written for the Lange Nacht des Musiktheaters in Berlin, Germany

The set-up for *in blik*. Five different tin can towers, each attached to a tactile transducer.

In *in blik* there are no musicians on stage but instead five tin can towers placed on tactile transducers to produce sound. These tactile transducers (also named body shakers or simply drivers) function as loudspeakers without membranes. They vibrate depending on the electric current they receive. However, contrary to loudspeakers with membranes, they barely produce any sound but transmit their vibrations directly to the tin cans placed upon them. The tin cans transmit these vibrations to the air and make them audible. Depending on the way the tin cans are placed upon each other and the height of each tower, every tin can tower will amplify the vibrations, each one through its own characteristics. The set-up is similar to the set-up in the other tin can pieces *Blik na blik* and *Büchsen für Pandora*, but this time the loudspeakers do not interact with the tin can through the *space* parameter, but through the *material* parameter.

In this performance, the vibrations caused by the loudspeaker become visible as well. The tin can towers not only receive vibrations, which make them sound, but also produce much stronger vibrations (principally caused by low frequency oscillators), which make them move. Here, the tactile transducer is comparable to a percussionist hitting the tin cans. By these visible movements of the tin can towers, they get the characteristics typical of a performer instead of an instrument. From the moment they start to move, shake, and "walk" forward, their identity shifts towards being that of an active performer rather than a passive sounding object. They oscillate between object (the instrument played on) and subject (the musician who is playing, making movements to make sound). The border is crossed between listening to a sounding object, on one side, and the sounds made by a moving performer, on the other. The vibrations of the material change into the movements of the performer and the instrument transforms into a performer:

https://vimeo.com/66903094



Some of the lid of the tin cans has not been removed. The lid will produce sound as well.



The tin can towers are placed differently, according to the characteristics of the performance space.

13. Mit Luft gebaut – Musik aus der Dose (2008)

for castles in the air, tin can towers, loudspeakers and three performers; performances in a sound installation for a guitarist and two singers

Alexandros Drymonitis: guitar
Kerstin Fuchs, James Orsher: voices
Cathy van Eck: composition, objects, live electronics

Seven "castles in the air" are used in this piece.

In this music theatre piece several of my pieces—*Blik na blik*, *Luftschlösser im Bau* and *in blik*—were combined into a new piece, adding some new elements for two singers. I combined the possibilities of several loudspeaker objects (using tin cans and tarpaulin) by arranging them in a big space and connecting them by composing sounds in order to investigate the different sonic characteristics of these objects. Similar principles of sound production, using both the *material* and *space* parameters, are composed into one large form out of the several small pieces from which these objects originated. I did not do many new experiments in this piece but mainly used the knowledge gained in preceding works to compose a large-scale musical theatre piece:

www.cathyvaneck.net/videos/MitLuftGebautOverview.mp4

14. Im freien (2008)

for recorder, duduk, organ pipe and electronics
written for Gerd Lünenbürger and Raphaela Danksagmüller

A small loudspeaker is placed in an organ pipe.

My research started as an attempt to bring microphones and loudspeakers closer to conventional musical instruments during live electronic processes, as I explained in *Actions of Memory*. One of my main aims was to convert microphones and loudspeakers into musical instruments. I call this the *interacting* approach and I describe many works using this approach in chapter 4.
During the last years I became less interested in working with conventional musical instruments, and more interested in only using microphones and loudspeakers. One of the last works composed for the combination of conventional musical instruments and loudspeakers is *Im freien*. In this piece, I tried to "dress" the electronic sound in a similar way to the two other

instruments, a recorder and a duduk. A small loudspeaker is therefore placed in an organ pipe. The pipe is a "wind" instrument, similar to the recorder and duduk.

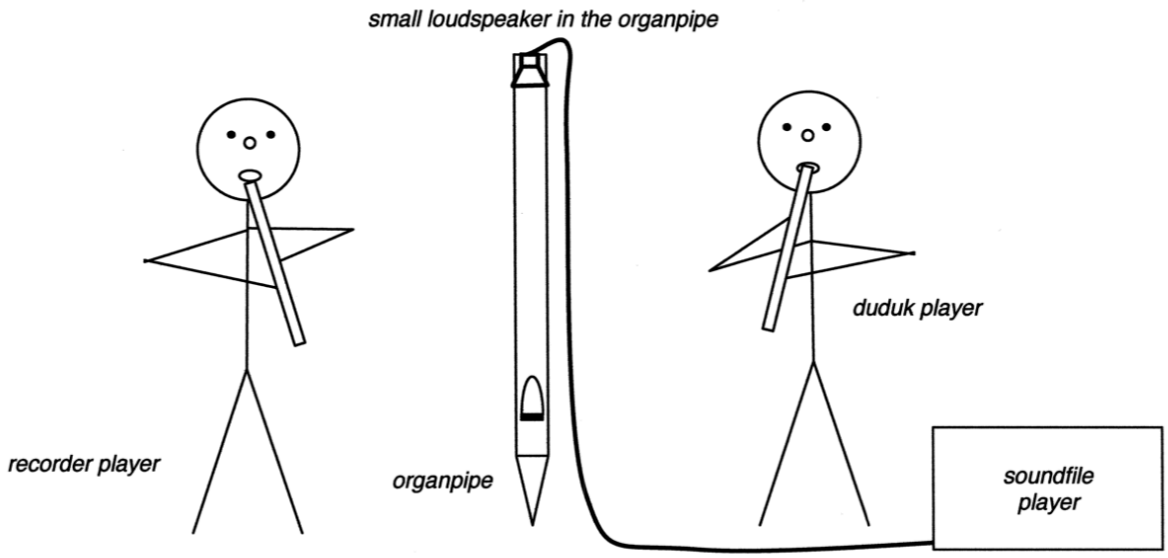

The set-up for *Im freien*.

During the piece, fixed sound files are played through the loudspeaker, while the instruments play their parts from a score. At the beginning of the piece, the electronic part starts with one note, which is at the same pitch as the organ pipe itself. Although the sound is generated by electronic means, I want to create the illusion that the organ pipe itself is "playing" this sound. The instruments join the organ pipe in the same pitch. At the beginning of the piece, the identity of the organ pipe is therefore similar to other conventional musical instruments: they make a certain sound that is directly related to their shape. The organ pipe then starts to play more pitches, in a sound colour still similar to a conventional organ pipe sound. The identity of the organ pipe loudspeaker is enlarged. The organ pipe approximates the other instruments and starts to play similar musical material. The original identity of the organ pipe comes to an end, and shifts towards one closely related to wind instruments, such as the recorder and duduk:

www.cathyvaneck.net/ownworks/wp-content/uploads/2013/09/infreien01.mp3

All three instruments are played with air, and for this reason I inserted a section in which the main sound material is breath. The recorder and duduk player are breathing and breath sounds are simultaneously reproduced through the small loudspeaker:

www.cathyvaneck.net/ownworks/wp-content/uploads/2013/09/infreien03.mp3

Another association related to these wind instruments is brought up when the sound of birds in a forest is emitted in the middle of this piece. Birdsong is related to wind instruments in classical music: flutes are frequently used to imitate birds. The loudspeaker emits a reproduction of these birds:

www.cathyvaneck.net/ownworks/wp-content/uploads/2013/09/infreien02.mp3

Until I composed *Im freien*, I thought of the *interaction* approach as the ideal method to compose with microphones and loudspeakers. I analysed many pieces to discover in what ways artists interacted with microphones and loudspeakers, and developed compositions in which I searched for my own practice to achieve this. During the compositional process of *Im freien* I was not only investigating the sonic, but also the sociological context of organ pipes and wind instruments. Sounds such as birdsong and breath seemed possible associations. I realised that what could be called a genuine aspect of microphones and loudspeakers as musical instruments is not being able to create their own specific sound: their uniqueness is the ability to deal in many different manners with sound. They are able to *reproduce* other sound sources, to *support* other sound sources, to *generate* formerly unknown sound sources, and to *interact* with performers in order to create sounds of their own. The possibility of using all these different approaches as elements of a composition can be very valuable, as I prove in chapter 5. The main achievement of this piece is therefore not necessarily its artistic value, but rather the alteration of my theoretical reflection which it caused. After *Im freien* was finished, I started to look back at my own compositions and the pieces by other composers I had analysed. I realised that many—if not all—were based on a combination of approaches. The microphone and loudspeaker are not "not so good" conventional instruments, but rather, unique devices in the realm of sound producers (see chapter 5 for a more elaborate discussion of this idea).

15. hout en snaren (2008)

a piece of music for violin, loudspeaker-object and live electronics
written for Susanne Zapf
commissioned by November Music

The object is made of wood and iron wire.

In *hout en snaren* the source material of the violin, wood, and strings, is the main focus ("hout en snaren" is Dutch for wood and strings). Besides the violin, also a loudspeaker object, constructed out of a tactile transducer, wood, and strings, is playing. The loudspeaker object is an archaic counterpart to the violin, and is wild and chaotic, instead of well structured. Opposite to the violin, its strings are not put up cleanly but free to vibrate with the sound.

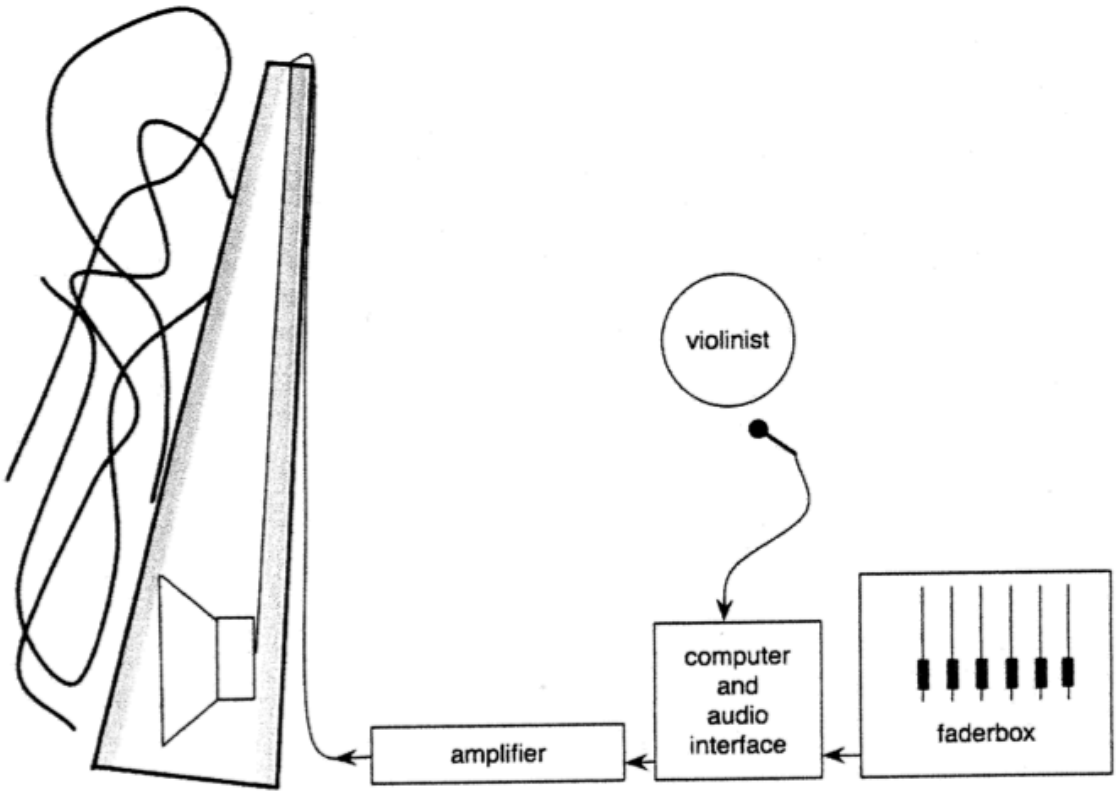

The set-up for *hout en snaren*.

The tactile transducer sends all the sounds through the wood and strings. With the help of live electronics, the sounds of the violin are transformed and played through the loudspeaker object. The object is vibrating visibly owing to the loudspeaker, in a similar manner to such pieces as *in blik* and *Luftschlösser im Bau*. The difference, though, is that here, the loudspeaker object has a counterpart in the form of the violin, similar to the relationship between organ pipe and wind instruments in *Im freien*:

www.cathyvaneck.net/videos/HoutEnSnaren.mp4

The violin player and loudspeaker object interact in various ways during the performance. At the beginning, the violin sound is *reproduced* through the loudspeaker object:

www.cathyvaneck.net/ownworks/wp-content/uploads/2013/09/HoutViolinalternate.mp3

Later on, the violin player controls the loudspeaker sound with the volume of the violin sound: the louder the violin plays, the faster the loudspeaker object vibrates:

www.cathyvaneck.net/ownworks/wp-content/uploads/2013/09/ViolinControlsWood.mp3

At the end of the piece, the loudspeaker object is no longer directly controlled by the violin but plays its own musical material, controlled by the live electronics performer sitting in the hall:

www.cathyvaneck.net/ownworks/wp-content/uploads/2013/09/WoodGetsOwnVoice.mp3

16. Das Quartett oder Schumann im Netz (2009)

two interactive set-ups for the music theatre piece *Das Quartett oder Schumann im Netz - Eine Unterhaltung mit Interferenzen und Turbulenzen*
commissioned by Bühne Fasson

Mathias Wendel: voice, movement
Karin Minger: movement, dance
Curdin Janett: strings, keys
Karin Meier: voice, singing
Cathy van Eck: electronics, composition
Peter Scherz: light
Gabi Rahm: costume design
Kathrin Siegfried: dramaturgy
Nelly Bütikofer: stage direction

The performers tried to fold the music stands together, but the result was some weird metal forms.

For this theatre piece, I developed several interactive set-ups, two of which focused on microphones and loudspeakers. As in all of the theatre pieces I took part in, the use of these set-ups was developed in close collaboration with the performers, costume designer, and stage director. The interdisciplinary and collaborative character of this kind of work often gave me new ideas for my own projects, such as *Song No 3*, *Music Stands* and *Stumme Diener.*

Set-up one: for two performers, loudspeaker with paper and microphone

The singer sings a conventional song through a microphone and after some transposition, the signal is emitted through a loudspeaker, which has paper glued on its membrane. The dancer holds this loudspeaker before her mouth, and makes gestures that give the impression that she is singing. I found the idea of combining her gestures with the voice of someone else fascinating, and decided to develop an interactive performance for myself. This resulted in *Song No 3*:

www.cathyvaneck.net/videos/NotestandsQuartett02.m4v

Set-up two: for three performers, contact microphones and loudspeakers

Since the main theme of this theatre piece was music, music stands played an important role. They became a sounding object during the performance. The performers tried to fold them together, but the results were weird metal forms, vaguely resembling human forms. Contact microphones and loudspeakers were attached to the music stands and, during a short interlude, these amplified the sound of the music stands. When trying out this set-up during rehearsals, feedback would occur as soon as a contact microphone sent its signal to the loudspeaker attached to the same music stand. Since the sound of the music stand should only be amplified, I decided to amplify each of them through the loudspeaker attached to one of the other music stands. I was attracted by the possibility of generating feedback with the help of these music stands instead of through the air as I had done, for example, in *Wings*. This resulted in the pieces *Music Stands* and *Stumme Diener:*

www.cathyvaneck.net/videos/Quartett.m4v

Set-up 1: at the left the loudspeaker, which has paper glued on its membrane, left the singer.

Set-up 2. The music stands were "played" by the performers.

17. Ein Oktett für das Quartett (2009)

a piece for 8 loudspeakers and 4 performers
for the musical theatre piece *Das Quartett oder Schumann im Netz - Eine Unterhaltung mit Interferenzen und Turbulenzen*
commissioned by Bühne Fasson

The loudspeakers attached to the backs of the performers.

The music theatre piece *Das Quartett oder Schumann im Netz*, for which I made several interactive set-ups, ended with a composition of mine for eight loudspeakers. Four of these loudspeakers were attached to music stands and placed at the right side of the hall; the four others I fastened onto the backs of the four performers, at the end of the performance. They walked around with these loudspeakers, most of the time with their backs turned towards the audience. They ended standing in a row, close to the audience, as can be seen on the picture above. The sounds of this piece were principally based on recordings of the sounds produced by the performers during the theatre piece. The sounds are reproduced, not as "neutral" recordings, though, but taken out of their contexts and attached to music stands and bodies. The movements

of the performers relate to the sounds. During some parts of the composition, the performers stand still, so the sounds can be located very well. At other moments the performers move slowly and the sounds emitted by the loudspeakers are diffused in the performance space. The result is a slowly changing spatial relation between the various sound sources—the stable music stand loudspeakers and the moving performer loudspeakers:

www.cathyvaneck.net/videos/OctettQuartett03.m4v



The performers slowly walk around with these loudspeakers,
most of the time with their backs turned towards the audience.

18. Song No 3 (2010)

for one performer, loudspeaker, microphone and live electronics
written for KOFOMI



The performer holds a microphone and a large piece of white paper was glued onto the loudspeaker.

Song No 3 is a performance during which I use arm gestures—commonly used by singers as a by-product of their performance—as a means to control electronic sound. I look for ways to use the singer's arm and head gestures as a means to produce sound. Within traditional performance practice, a singer's movements are incidental to the production of sound. These movements do not have to be unimportant though, or unrelated to the sound, unrehearsed or in any other way superfluous. I decided to use these movements for sound production in *Song No 3* because they are related to making sound but not perceived as its main cause: a singer may be able to sing without any arm movements (although it will probably sound different).
To render my arm and head movements audible, I use a loudspeaker in front of my mouth to diffuse the sound during the performance. I am not singing at all during the performance but all sounds are generated by the computer software and emitted through the loudspeaker. A large

piece of white paper was glued onto the loudspeaker to obscure my face. The audience's attention was thus diverted from the mouth, which often visually represents the voice to a focus on the gestures of the arms and head. The paper is attached directly to the loudspeaker membrane to resonate with it and gives the sound a more readily recognisable physical source. To make the sound interact with the movements of my arm, I used a microphone, exactly as singers do. The distance between the microphone and loudspeaker can be manipulated to produce different sound shaping processes. The amplitude of the microphone input signal is used by the computer to control what kind of sound processing is diffused through the loudspeaker. This control mechanism could be termed data feedback, since the sound of the loudspeaker is influencing the amplitude of the microphone signal, which is again controlling—with help of the computer software—the sound of the loudspeaker output. The same technology is used in, for example, *Open Air Bach* by Lara Stanic. Sound can therefore be controlled using the gestures that normally only accompany a singing voice.

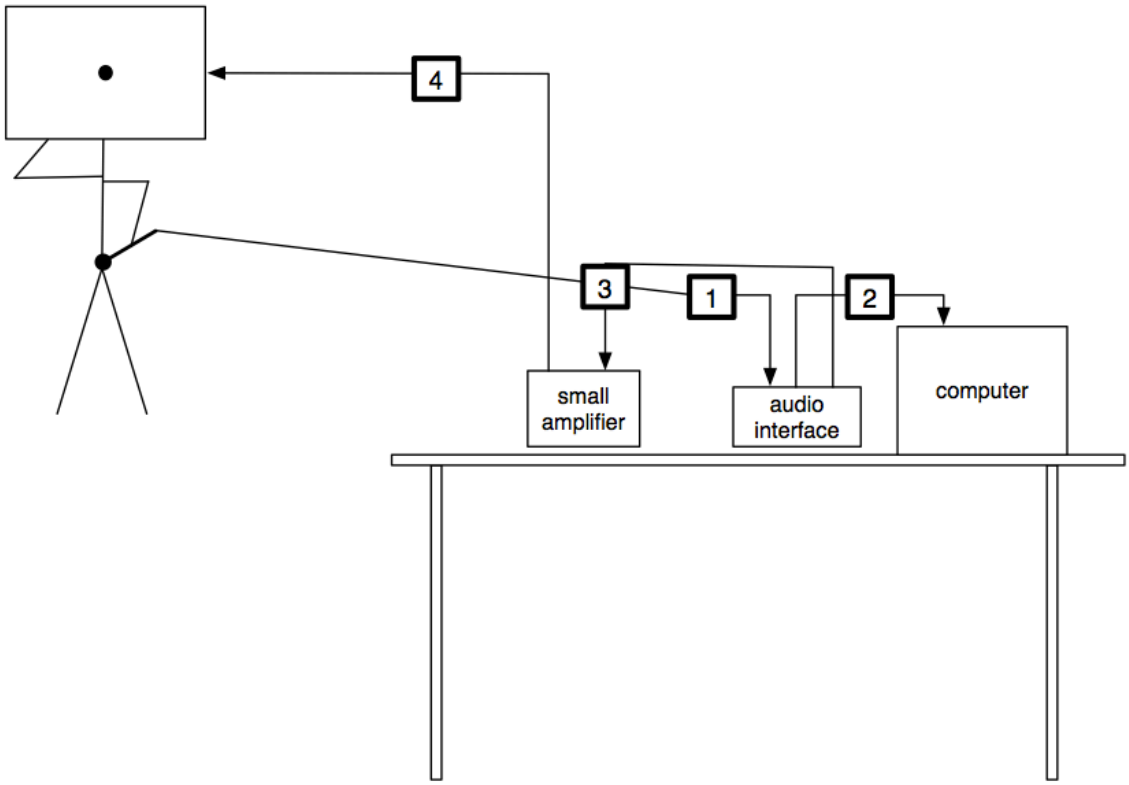

The set-up for *Song No 3.*

These movements normally used during singing can be seen as symbolic gestures: they might have a specific meaning which points to an activity or something outside of the movements themselves. It is for this reason that I started to work with them, since they have a strong

auditive connotation; we can often almost hear a singer singing when we see certain movements of a singer's arm. To use these gestures to control sound is to make an intervention in their "normal" meaning in a song by affixing to the gestures a different sound not previously associated with them. The different relationships between sound and gesture can be composed, and the relationships, which are established during the piece, can be questioned during the same performance by establishing another gesture-sound relationship. Due to these constant changes, shifting from one to another identity, a fixed personality on stage can never exist.

To make the sound interact with the movements of my arm, I used a microphone.

By using several kinds of gestures for controlling the sound and also some different sound processing possibilities, using the computer, the relationship between sound and gesture changes during the performance. In this way, not only the means of producing sound is different from how a traditional singer performs, so are the changes in sound normally produced by

movements with a microphone. Whereas during a normal singing performance, moving the microphone closer to the mouth will amplify the sound of the voice, during *Song No 3*, moving the microphone closer towards the loudspeaker attached before the mouth can result in all kinds of audible changes. The sound itself can change in a number of ways, since it is the amplitude of the microphone signal that is mapped on to several parameter changes in the live-electronic processing. By moving the microphone, the sound may not only become louder or softer, but also faster, slower or noisier, or undergo a change in pitch. In fact, every possible sound is available, and it becomes the task of the composer to choose what kind of sound should be produced by what kind of movement. I can, therefore, decide which gesture makes what kind of sound. I am thus able to compose the relationships between performer movements and sounding results, a concept I discuss in chapter 5.

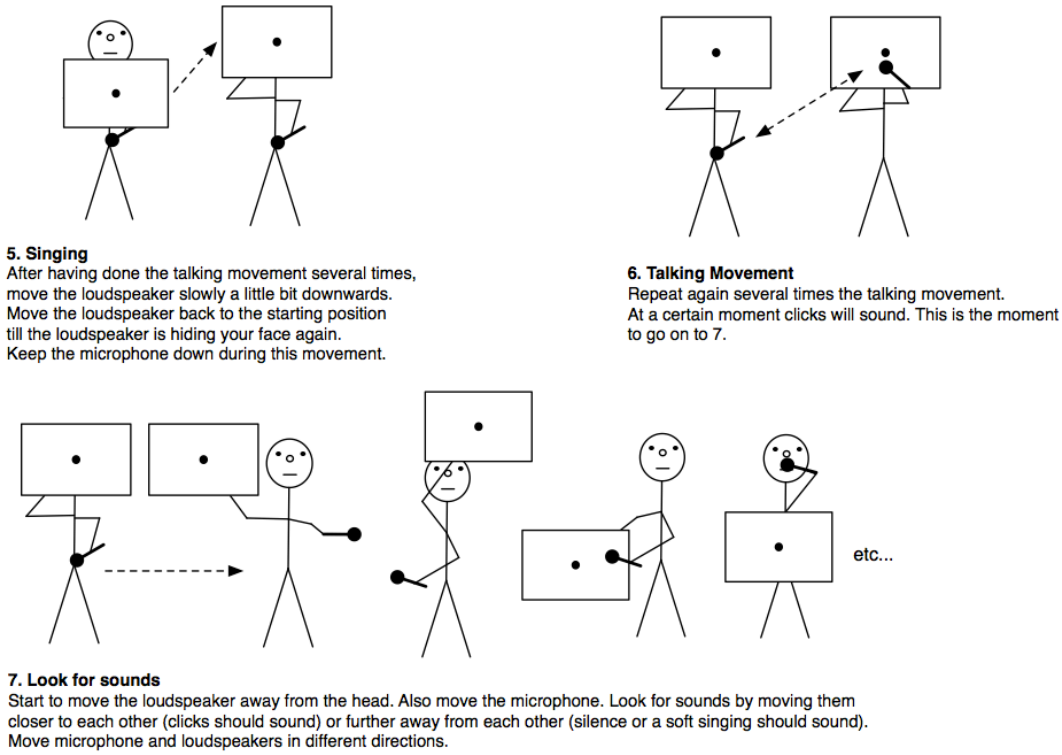

A page from the score of *Song No 3.* This score is for the version of *Song No 3* for Ute Wassermann, which is slightly different than the version I perform myself.

In *Song No 3*, at the beginning of the performance, every time the microphone comes closer to the mouth-loudspeaker the sound becomes much louder and more chaotic. At the end of the performance, the opposite is the case. When the microphone is held very close to the mouth-

loudspeaker, the sound becomes quite soft and tranquil. As soon as the microphone is taken away from the mouth, a loud singing voice can be heard through the loudspeaker. The consequences of certain movements change during the performance; in this case consequences we expect due to our elementary technical knowledge (a microphone close to the sound source will normally amplify this sound source) and also consequences we do not necessarily expect. This change of consequences is a dramatic line during the performance, and owing to these changes, the performer's characteristics also change. These changes happen due to playing the instrument and cause the identity of instrument and performer to shift (see more on gestural identity in chapter 5).

To compose such changing consequences between movements and sound, electricity is not only needed, but can be the means of producing such shifts in identity as described above. Since we do not connect a specific sound to them, as would be the case with, for example, a violin, microphones and loudspeakers act like chameleons, which change their identity depending on the context. By using microphones and loudspeakers as musical instruments other aspects of composition can come into focus that differ from composing for acoustic instruments: a composition can focus on identity shifts of the instrument itself, since this instrument does not have an identity as clear as the piano or violin. The microphone-loudspeaker instrument is flexible in sound as well as in playing method:

www.vimeo.com/66897933

19. When the sound of your voice slips through my fingers (2010)

for five singers, small microphones and loudspeakers, and live electronics
written for the Neue Vocalsolisten Stuttgart
commissioned by Musik der Jahrhunderte

In *When the sound of your voice slips through my fingers*,
I connect the gestures of the hands to the voice, and make the gestures audible.

Speech is not only executed through voice, but also with the body. We make gestures to express our emotions and to underline our thoughts. There are many codified languages of gestures, often developed during centuries and handed down, most of the time unconsciously, from one generation to the other. Although these gestures may often accompany the singing or speaking voice, the gestures themselves remain silent.
In my composition *When the sound of your voice slips through my fingers*, I connect the gestures of the hands to the voice, and make the gestures audible. A small loudspeaker is attached to the left hand of the singer and a small microphone is attached to the other. By making gestures with their hands and arms, the performers influence the sound of the live electronics.

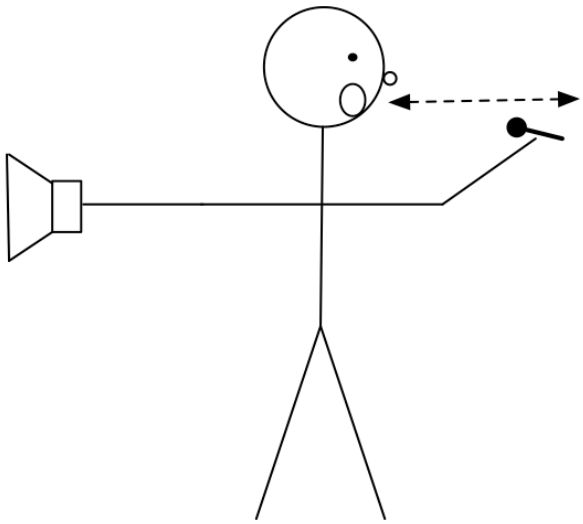

Moving the microphone changes the amplitude of the input signal.

The voice of the singer, picked up by the microphone on the right hand, is processed by the computer and then sent back to the loudspeaker on the singer's left hand. Therefore, the movements of the singer's right hand controls what sounds go into the microphone. The left hand can control the direction of the diffusion of the sound coming out of the loudspeaker.

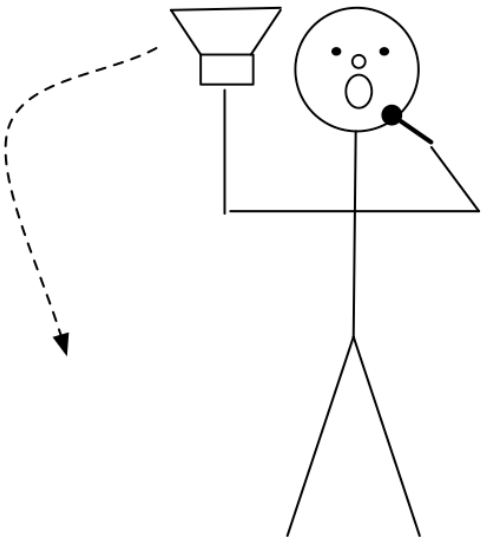

Moving the loudspeaker changes the direction of the output signal.

With this set-up, many combinations are possible: the sound of one of the singers can be sent to the loudspeaker on the hand of another singer, the volume of the voice of one of the singers can influence the amount of modulation, done by the computer, in the voice of another singer, and using several loudspeakers and microphones in a chain creates a network of live-electronic processes.

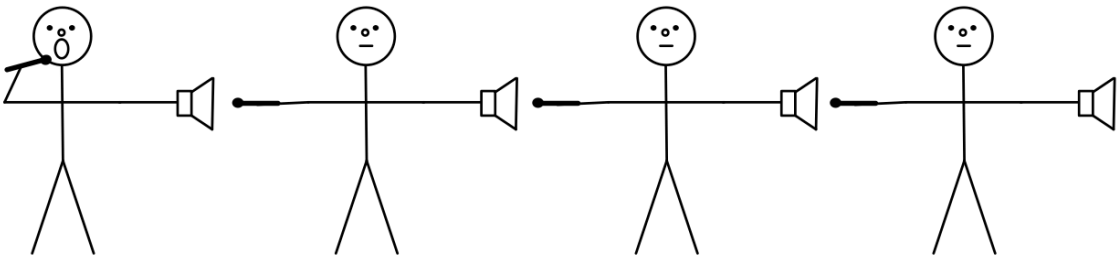

Picking up each-others loudspeaker signal creates a network of live-electronic processing.

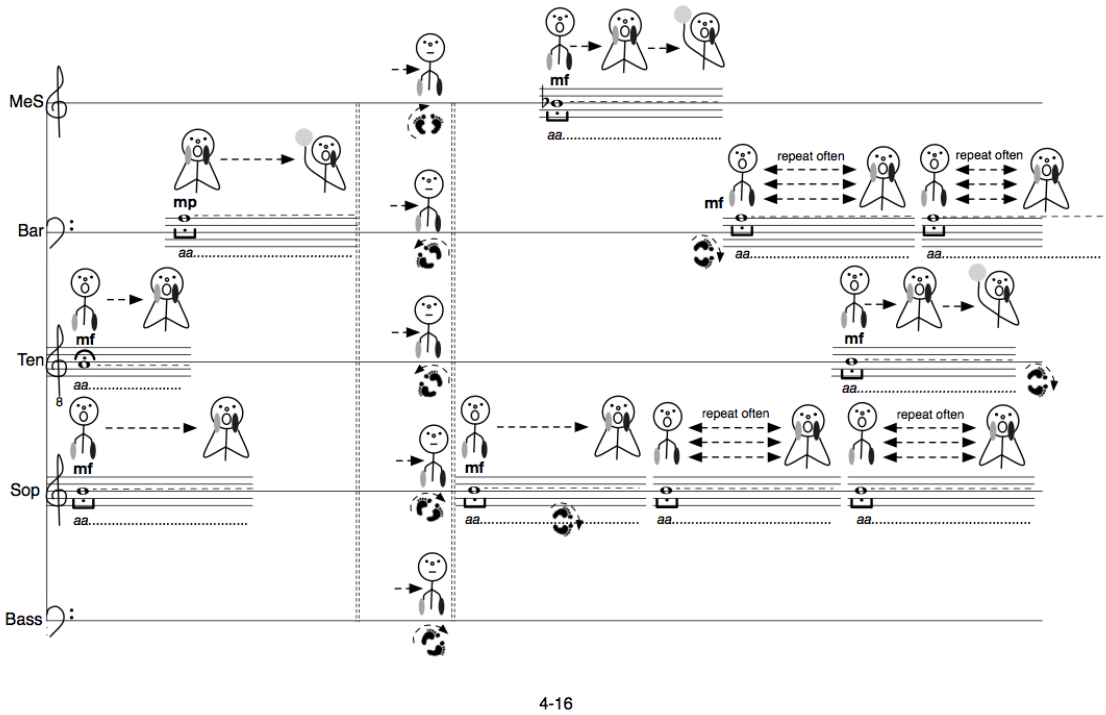

A page of the score of *When the sound of your voice slips through my fingers*.
The gestures for the singers are all notated.

From the time of the ancient Greek theatre until the beginning of the twentieth century, actors and singers used systems of codified gestures. All emotions were expressed using a vocabulary of exhaustively prescribed and highly stylised movements and gestures, each with its own meaning and significance:

www.cathyvaneck.net/videos/WhenTheSound3.mp4

It is this ancient language of gestures which I took as a starting point for this piece. I made a choreographic score, using these ancient gestures as an initial inspiration, and translated them into my own personal version, and into a more abstract language of movements. Similar technology and gestures are used in *Ways and Means*.

20. Music Stands (2011)

for two music stands, two small loudspeakers, contact microphones and live electronics
written for the Backofen Festival



Small loudspeakers and contact microphones are attached to music stands.

Two music stands are unfolded at the start of the performance. Both are amplified using a contact microphone glued onto the stand and a small loudspeaker, placed on the floor. During the performance, the loudspeakers are placed on the stands. Through the metal of the stands the vibrations of the loudspeakers are transmitted back to the contact microphones and in this way a feedback loop occurs (similar to that in *Nodalings* by Nicolas Collins, as described in chapter 4). By changing the altitude of the stands, the distance between microphone and loudspeaker changes, and therefore, the feedback sound also changes. Unfortunately, I do not have any documentation of this piece, but the beginning of *Stumme Diener* is very similar to it.

21. Pièce d'ameublement (2011)

for grand piano, plants and live electronics.
written for Frederik Croene
commissioned by the Fonds voor de Podiumkunsten

The plants on the piano are watered by the pianist.

Pièce d'ameublement is based on the idea of pianos functioning as furniture in many living rooms and should be performed in between the pieces of a piano recital. During the recital, the pianist sometimes places (plastic) plants on the piano. At a certain moment (preferably after a very virtuosic piece), he or she starts to clean the piano. Starting with an everyday attitude, the cleaning slowly transforms into a more stylised form of movement. The movements of the sponge become audible as well, and whilst they will sound like cleaning sounds in the beginning, pretty soon they sound more like a weird piano. A small microphone in the sponge picks up the sounds of cleaning the piano and a computer transforms this signal, emitting the result through a

loudspeaker placed underneath the soundboard of the piano, so all sounds will be coloured by the resonance of the piano.

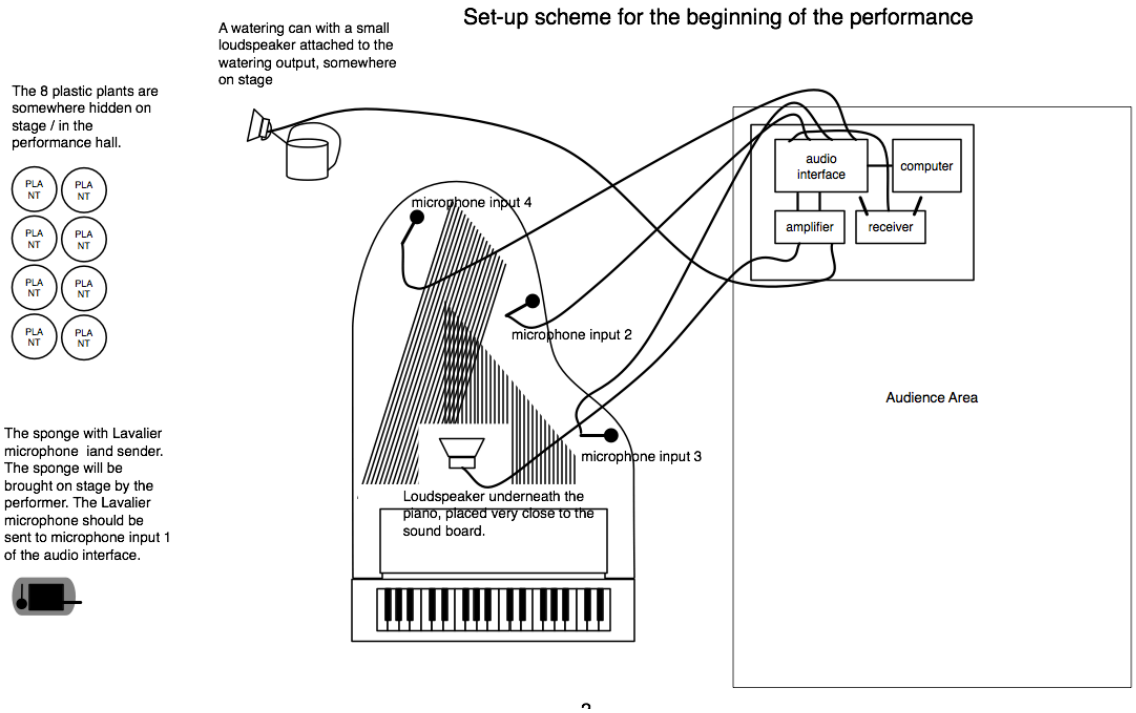

The set-up for *Pièce d'ameublement*.

The gestures of the pianist is sounding through the piano, but instead of conventional piano playing gestures, the performer is making "cleaning gestures" normally not associated with making music. By aestheticising these movements, the performer becomes a musician once again, now playing the piano with cleaning movements.

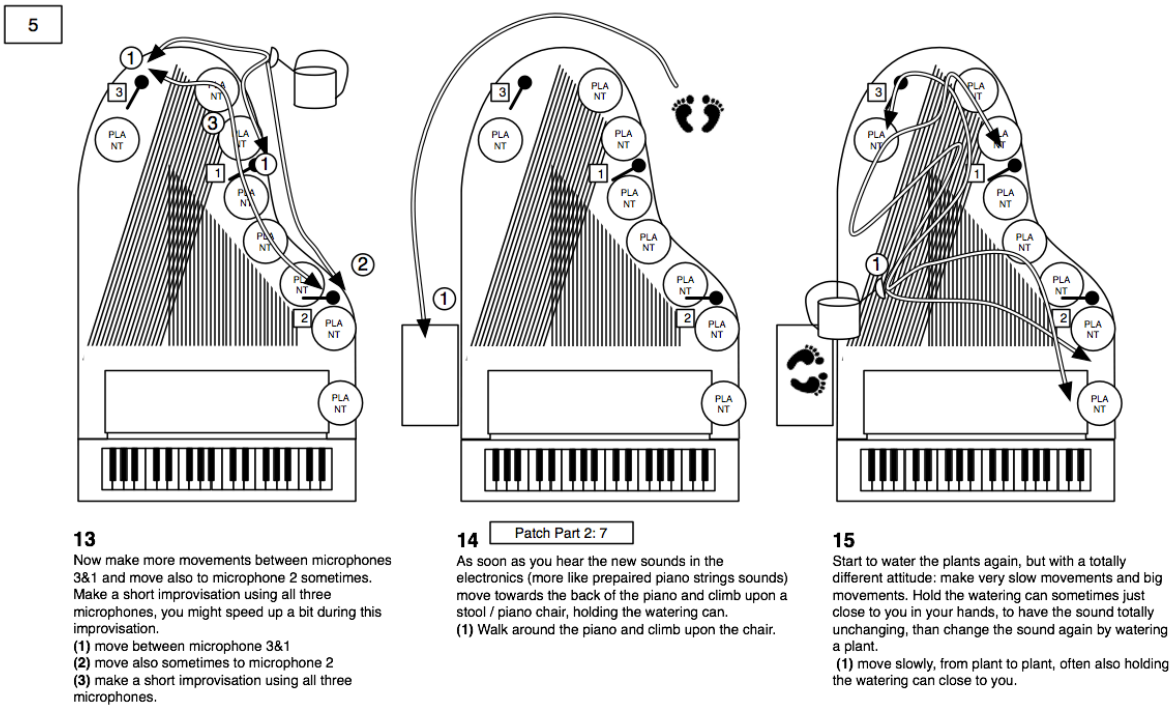

A page from the score for *Pièce d'ameublement.*

The second part of the piece should be played in between two other pieces of the recital. The plants on the piano are watered during this piece. A loudspeaker is attached to the watering can. and three microphones are placed in the grand piano. The live-electronic processing during this part is based again on data feedback: a very low noise is diffused by the watering can loudspeaker, and every time this loudspeaker approaches one of the microphones, specific sounds are triggered. During the first part, these sounds are piano notes, different for each microphone. The first microphone, at the right side in the grand piano, only triggers high notes. The microphone in the middle of the grand piano triggers notes of medium pitch. The third microphone, placed at the left side in the grand piano, plays a cloud of notes:

www.cathyvaneck.net/videos/Ameublement01.mp4

When the pianist moves to the back of the grand piano, the sounds triggered are more experimental piano sounds consisting of recordings of playing on the inside of a grand piano:

www.cathyvaneck.net/videos/Ameublement02.mp4

After watering the plants enough, the performer can now finally play Chopin by watering the plants, as can be heard in the next video fragment. His etude opus 10 No 1 is played by walking to and from the piano. When standing still, the piece is also on hold:

www.cathyvaneck.net/videos/Ameublement03.mp4

This piece actually uses microphone and loudspeaker technology mainly for triggering sounds (the watering can part) or live electronic processing (the cleaning part). Microphones and loudspeakers, besides their functions directly relating to sound, function as a kind of sensor, similar to how they are used in *tubes* by Paul Craenen and *Open Air Bach* by Lara Stanic.

The microphone in the middle of the grand piano triggers notes of medium pitch and one or two at a time.

22. Stumme Diener (2011)

performance for music stands, loudspeakers, microphones and live electronics, developed together with Susanne Zapf, also featuring pieces by Jakob Diehl and Wael Sami.
commissioned by Klangwerkstatt Berlin

The set-up at the beginning of *Stumme Diener*: four folded note stands.

In *Stumme Diener*, music stands are equipped with contact microphones and small loudspeakers. The piece is a continuation of the ideas developed in *Music Stands*. Several techniques are used to "play" the music stands. The piece starts with the amplification and transposition of the sound of the music stands:

www.cathyvaneck.net/videos/StummeDiener01.m4v

By placing a loudspeaker on the music stands, feedback is created. The music stands are played by changing their height or moving some of their parts. This causes a change in the material in between microphone and loudspeaker and, therefore, also in the sound of the feedback:

www.cathyvaneck.net/videos/StummeDiener02.m4v

At the end of the piece all stands are assembled together, touching each other. The microphones and loudspeakers are now all connected to each other in a circle: the sound of the contact microphone, which is attached to music stand one, is emitted to the loudspeaker attached to music stand two; the sound of the contact microphone, attached to music stand two, is emitted to the loudspeaker attached to music stand three, and so on. The fourth music stand closes the circle, since the sound of its contact microphone is diffused to music stand one. When all four music stands are touching each other, a feedback loop through all four stands is created. This is what happens at the end of the piece, and a continuously playing sound installation is the result. The performance ends by taking down one of the loudspeakers, in this way interrupting the feedback circle:

www.cathyvaneck.net/videos/StummeDiener03.m4v

Stumme Diener ends with a music stand sculpture,
creating a feedback loop through all four music stands.

23. Geluid gemeten: nr. 23 & nr. 32 (2012)

sound installation for several pieces of paper, two loudspeakers, a box and electronics
written for the Kolumba museum
commissioned by the biennale cologne



All sounds are transmitted through the paper and the loudspeakers themselves are completely hidden.

This is the sole installation I developed during my research project. It consists of two small loudspeakers in a small box, producing both audible vibrations as well as low frequencies, intended only to bring the paper, attached to their membranes, into movement. Thus, both the electronically generated sounds and the sounds made by the rustling of the paper are audible. All sounds are transmitted through the paper, which is glued on the loudspeaker membrane and the *interaction* is thus composed with the help of the *material* parameter. The box was part of an exhibition and concert in a museum in Cologne and should be placed in a seemingly unintentional way on a table, for example at the ticket booth. The papers also give the impression of just having been thrown into the box. The loudspeakers themselves are completely hidden:

www.cathyvaneck.net/videos/GeluidGemetenShort.mp4

24. Ways and Means (2012)

for five singers, gestures, small microphones and loudspeakers and live electronics
written for and commissioned by the Munich Biennale and the University of the Arts Berlin

Meriel Price: gestures, voice
Maren Schäfer: gestures, singing
Vera Kähler: gestures, singing
Johanna Knauth: gestures, singing
Aylin Winzenburg: gestures, singing
Annekathrin Jaco:, gestures, singing
Cathy van Eck: composition, live electronics
Enrico Stolzenburg: stage direction
Marion Hirte: dramaturgy
Kerstin Grießhaber and Carolin Schogs: stage and costume design

The distance between microphone and loudspeaker controls
what sound is played through the loudspeaker.

This piece is a part of the music theatre piece, *A Game of Fives*. Pieces by the composers Iñigo Giner Miranda, Leah Muir, Yoav Pasovsky, Abel Paúl, and myself were developed in collaboration

with stage director Enrico Stolzenburg. My contribution consisted of several interludes, taking as a theme nineteenth century texts on rhetoric and gestures. I used the same set-up as in *When the sound of your voice slips through my fingers*, but both the kinds of sounds as well as how the composition developed was done in a completely different way. I used a so-called physical model of a voice, programmed in the computer software MaxMSP. One of the advantages of physical models is that they can simulate real musical instruments—in this case, the human voice—and can transform these musical instruments into totally different sounds. The control of the signal processing was all done with data feedback. The composition was developed in close collaboration with the performers and unlike my piece for the Vocalsolisten, there was no score that I wrote, but everything was invented during the rehearsals. This resulted in using gestures and sounds that felt "natural" for the performer, instead of a predetermined choreography of gestures. The first interlude uses the combination of these sounds between voice and noise. The distance between microphone and loudspeaker controls what sound is played through the loudspeaker:

www.cathyvaneck.net/videos/PartOneWM.mp4

During the second interlude, two performers try to "sing through gestures". By making dramatic gestures, as described in nineteenth century rhetoric books, the distance between microphone and loudspeaker controls the physical model of a voice. The relationship between the performers' gestures and the resulting sound is composed, instead of being compulsory, as is the case with conventional musical instruments:

www.cathyvaneck.net/videos/PartTwoWM.mp4

In the third interlude, the singers sing for the first time. They "catch" their voice in their hands, and then continue to sing with gestures:

www.cathyvaneck.net/videos/PartFiveLonger02.mp4

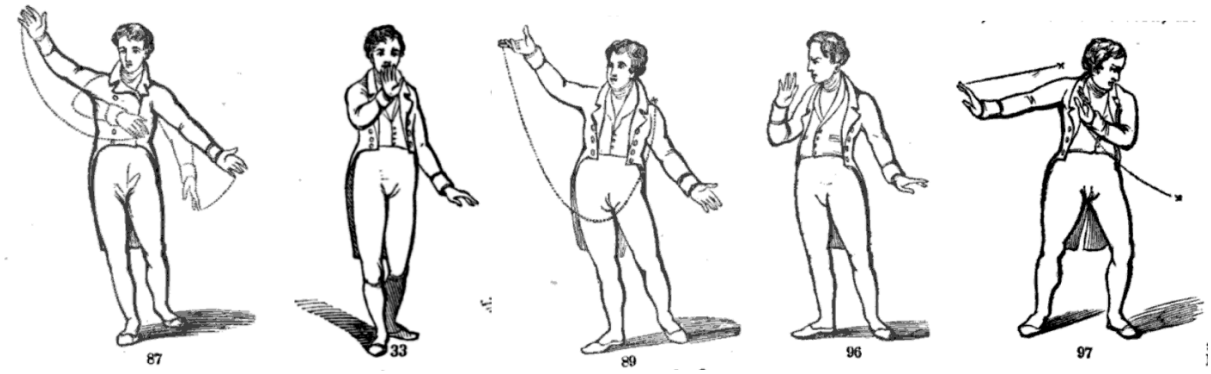

Several images of gestures from the book by Andrew Comstock: *A System of Elocution, with Special Reference to Gesture, to the Treatment of Stammering, and Defective Articulation* (1843).

By making dramatic gestures, as described in nineteenth century rhetoric books, the distance between microphone and loudspeaker controls the physical model of a voice.

25. Klangverordnung – Die verbotene Klänge der Stadt Bern (2012)

performance for two big orange loudspeaker horns, the forbidden noises of the city of Bern and one performer
written for and commissioned by the Bone festival for performance art

Klangverordnung uses a set-up in which the two loudspeaker horns are moveable.

I performed the *Hearing Sirens* project at many different locations. Due to these experiences, I became interested in developing a set-up in which the two loudspeaker horns would be moveable instead of fixed on my back. In that way, there would be many more possibilities and combinations of movements and positions for the horns.
When I was asked to develop a performance for the Bone Festival in Bern, I decided to use these kinds of horns, attached to my arms. The conceptual starting point for this performance was the noise legislation laws of Bern, in practice from 1600 until today. Many "everyday" sounds were forbidden, including singing, screaming, hammering, hooping, or carpet beating. I used many of these sounds in modified forms for my composition, developed while listening to the sounds through the loudspeaker horns as well as trying out possible movements with the horns. I

learned the sounds by heart, thereby being able to execute the right movement with the right sound. Due to using two independently moving horns, I could work even more with the *space* and *movement* parameter, as I described in *Hearing Sirens (2007) (for one performer)*. This resulted in a performance in which I played back all sounds that had been silenced over the centuries in the city:

www.vimeo.com/76705797

Discovering the acoustics of the environment in Bern.

26. Double Beat (2013)

a performance for plastic bags, breath, two heart beats and live electronics
written for and commissioned by the symposium Mind the Gap

During the performance, the pregnant woman inflates plastic bags with her breath.

In *Double Beat*, the performer has to be a pregnant woman. Her heart beats as well as the heart beats of the infant are picked up each by a so-called fetal Doppler device. Although the audible result sounds as if the heart beats are just amplified, in fact, the heart's movements are detected with the help of ultrasound and this is represented in sound. The piece was performed at the MUMUTH hall in Graz, in which a system with 33 loudspeakers is situated, and the heart beats were placed at different positions of the hall. The sound fragments presented here are recorded immediately from the outputs of the computer.



The more bags that have been inflated, the longer and louder the heart beats sound.

During the performance, the woman inflates plastic bags with her breath. These sounds are picked up by a microphone. The amplitude of the microphone signal is used to control the volume of the heart beats: the more bags that have been inflated, the longer and louder the heart beats sound:

www.cathyvaneck.net/ownworks/wp-content/uploads/2013/09/DoubleBeat03.mp3

The two heart beats are diffused through different loudspeaker groups (not well audible on this recording). There is a low heart beat of myself, and a higher pitched heartbeat of the unborn baby:

www.cathyvaneck.net/ownworks/wp-content/uploads/2013/09/DoubleBeat02.mp3

At the end of the piece, the heart beats are filtered with the frequencies of the chords of the Cold Genius' solo in the "Frost Scene" of the opera *King Arthur* (1691) by Henry Purcell:

www.cathyvaneck.net/ownworks/wp-content/uploads/2013/09/DoubleBeat01.mp3

This project was part of the "Mind the Gap" symposium: "Six artists formulated a musical bagatelle, an artistic sound concept, an acoustic idea, and present their work in duplicate: both in the MUMUTH concert hall in Graz (with 33 loudspeakers) and on the Web. A major challenge was to conceive the work such that in the two very different spaces—in the black box and on the white board; with 33 loudspeakers and in stereo—it can unfold its aesthetic effect independent of the context" (see Mind the Gap: www.researchcatalogue.net/view/33841/37723/1022/567). In my online version of *Double Beat* the visitor has to "inflate" the plastic bags him- or herself (see www.researchcatalogue.net/view/41675/41676).

Searching for heartbeats at the beginning of the performance.

27. Square Head (2013)

a performance for one performer, a box, two small loudspeakers and one audience member
written for and commissioned by ensemble hand werk



The different positions of the loudspeakers during the performance.

Square Head makes use of what I call a "personal sound spatialisation system". Moving loudspeakers comparable to the ones in, for example, *Hearing Sirens* are used, with the difference that there is only one audience member and the loudspeakers are very small. The main parameter of interaction is therefore *movement.*

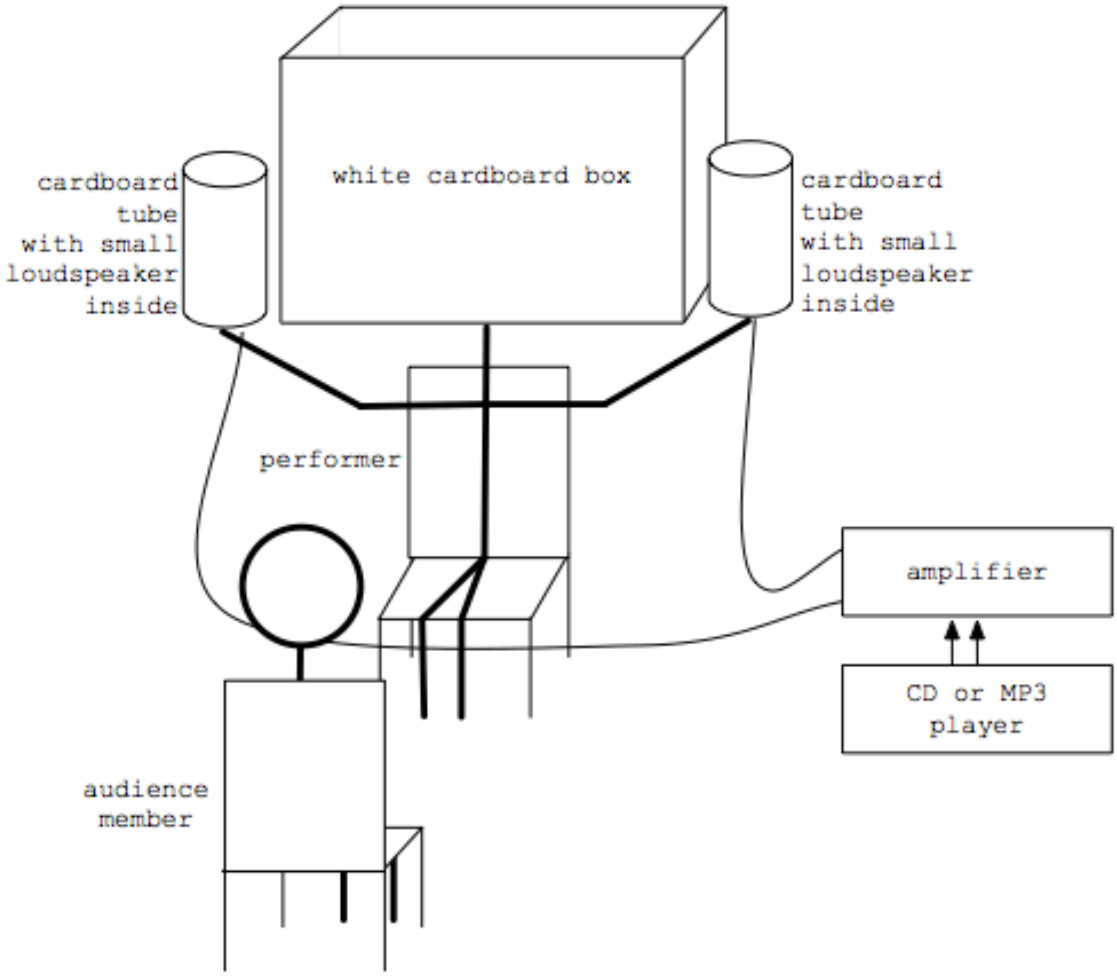

Set-up for *Square Head*.

The two small loudspeakers are put in cardboard tubes. The head of the performer is hidden in a white cardboard box, not only for visual reasons, but as well for damping the loudspeakers when placed on the box. The set-up and the different positions of the loudspeakers during the performance could be associated with elements of a face. Sometimes the loudspeakers are the ears; at other times, the eyes or the mouth.

± 1.26 - Stay in this position (tubes on closed on mask) for several seconds.

± 1.28 - Both hands are now slowly making the opening movement, both to the left side, at a bigger angle than before. The tubes are closed again.

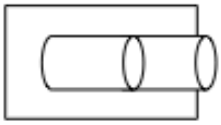

± 1.39 - Move the right tube now to the right and the left tube to the left.

- Go on moving them till you have placed them next to your head/mask and the loudspeakers are pointing forwards.

- Wait in this position till the rain sounds stops.

Page of the score for *Square Head.*

The performer sits in front of the audience member and the composition is played through the small loudspeakers. The movements of the small loudspeakers are notated in a score. Most of the sounds refer to recognisable situations, such as rain, voices, photo camera clicks or singing:

www.cathyvaneck.net/videos/SquareHead2.mp4

28. Extended Ears (2013)

sound walks with listening horns and an iPhone app
developed during the research project *sonozones*, with Jan Schacher

Listening through a horn.

Extended Ears is the last piece that belongs to my research on microphones and loudspeakers as musical instruments. I was invited by Jan Schacher (also doing his PhD in the docARTES program) to take part in the research project *sonozones*, a project that focused on the sonic characteristics of the German city Mülheim an der Ruhr. I wanted to try out what kind of effect a simple transformation would have on the sounds of the city. I tried three different concepts, a "mechanical", "electric", and "virtual" transformation and walked through the city with different objects and devices to discover the changes in soundscape caused by them.
The "mechanical" transformation is done with horns made from cardboard, plastic or aluminium. This transformation does not use any microphones or loudspeakers, but the horn itself is, of course, a predecessor of these devices, as I explain in chapter 1. By listening through this horn, sounds from the direction the horn is pointed at, are more clearly audible than the

sounds coming from other directions. The principal aspect of this performance is not in how much the soundscape itself changes, but in how our listening changes as soon as we consciously listen to something. Consequently, this becomes a performance by taking the horn and walking with the horn through the city and therefore the audience member is also the performer of the piece:

http://www.cathyvaneck.net/videos/Muelheim4.mp4

The soundscape of the city is just slightly changed by the addition of a microphone and loudspeaker. The "electric" transformation picks up the sounds through a microphone and plays them back through headphones, while walking through the city.



Listening through microphones and headphones.

The "virtual" transformation deliberately changes the soundscape. With the use of an iPhone app that Schacher and I developed, the soundscape is picked up by the phone's microphone, transformed with the use of live-electronic processing (such as filtering and reverb), and heard through headphones.

Listening to the app *sonozones.*

1 Beyond the curtain: virtual sound sources and the "true nature" of microphones and loudspeakers



Hidden choir and orchestra in the concert hall "Stadthalle" in 1903 in Heidelberg, Germany

Konzertreform

The audience sits quietly in the concert hall. The lights are dimmed. The music starts, but the performers are not visible. The musical performance reaches the audience only through sound, devoid of visual cues. Due to the invisibility of this musical performance—forcing the audience to focus on sound rather than sight—the poignancy of the performance becomes augmented (Wolfrum 1915, 5, 10). The picture at the beginning of this chapter was taken in a concert hall in Heidelberg (Germany) in 1903 and depicts the set-up in the concert hall as used for this kind of invisible musical performance. The orchestra and choir are hidden behind panels and curtains, with the aim of eliminating anything that might distract the eye and the ear of the audience (von Seydlitz 1903, 97). All distracting movements of the performers, for example the "prima donna coquetry by certain conductors" (Wolfrum 1915, 5), take place behind a curtain, and only that part of the audience which needed to "learn" from the performance, such as music students, was permitted to sit on the other side of this curtain, able to view the conductor and musicians.

These conceptualisations of a concert practice which would focus as much as possible on only the audible elements of music were formulated and put into practice by several musicians at the beginning of the twentieth century, mainly in Germany, in the context of what contemporary theoreticians termed *Konzertreform*. Whereas the core idea of this movement—presenting music with the performers hidden behind curtains—did not persist, many of the postulations of this *Konzertreform* formed part of a drastically changing concert practice, from the end of the nineteenth through the beginning of the twentieth century. By the end of the nineteenth century, the audience was expected to be as silent as possible during the musical performance and not to talk out loud anymore, hum with the music or beat the rhythm with hands, head or feet (Johnson 1996, 232–233). Additionally, applause during symphonies was abandoned and only allowed to happen at the end of a piece of music, instead of after each movement or even during the music itself (Ross 2010). Apparently, all of this audience behaviour was previously considered normal, or at least possible, during concerts, otherwise the formulation of such rules would have been unnecessary. Many other common features of classical music concerts nowadays, were introduced in relation to the *Konzertreform*. For example, a large foyer between the entrance and the concert hall, creating a division between the social activities of the audience and the activity of listening, was deemed necessary (Marsop 1903, 433). In this way, the social interaction which used to take place within the concert hall during the performance could now take place outside. A sound signalling the start of the performance was initiated, giving the audience the chance to become completely silent (von Seydlitz 1903, 100). Concerts should take place in darkened concert halls, so that audience members would not be visually distracted. The aim of all these sanctions was to "give the sense of hearing full priority for the audience member, through putting to rest the eye, his biggest enemy"[3] (Holzamer-Heppenheim 1902, 1293).

Most of the aforementioned claims have become enduring conventions for classical music concerts. The extreme practice of hiding the musicians behind curtains during the concert as described at the beginning of this chapter should be regarded as a by-product of a larger aim or program to achieve more focus on the purely sonic aspect of the music. Many of the proclaimers of the *Konzertreform* were inspired by the sonic phenomenon of the famous invisible orchestra in Richard Wagner's theatre in Bayreuth (Marsop 1903, 428–429). The curtains hiding the musicians had not only a visual aspect, but served an acoustical purpose as well. Making use of the good acoustic conditions in the Bayreuth theatre (nowadays called Richard Wagner Festspielhaus) as well as the indirect sound of the orchestra, due to the orchestra pit being recessed, the sound was perceived as "cleaned" by this so-called "sound-wall" (von Seydlitz 1903, 99). Sound waves could not reach the audience directly because of the curtain, which transformed the sound of the orchestra into something mellower. As a result, the hidden musical

[3] My translation of "dem Gehör den Vollbesitz über mich zu verschaffen, dadurch, dass ich seinen grössten Gegner, das Auge, ruhen lasse" (Holzamer-Heppenheim 1902, 1293).

instruments could be located easily neither by the ears nor by the eyes of the audience. The aim was to avoid focusing in a specific direction, and thus to achieve a listening situation in which the audience would be completely overwhelmed by sound alone, absent of any material source recognisable as the cause of this sound. Considering that up to that time church organists were one of the few instrumentalists hidden from the audience, placed in the back of the church on a balcony, it might come as no surprise that this concert practice—as it was developed during the end of the nineteenth and the beginning of the twentieth century—has been called a religious ritual, eliciting remarks that the listening attitude might be compared with silent praying (Tröndle 2009, 47). The only important feature of a music performance was the contact between the listener and the sound of the music; all other elements were considered to be a distraction. The possibility of music performances existing in the form of sound alone arose, and for many audience members, such as the advocates of the *Konzertreform*, this situation was preferable to that of a conventional concert.

Invention of sound reproduction technology: invisible music with the help of microphones and loudspeakers

Whereas the ideas of the *Konzertreform* did not endure in actual practice, listening to music without any distraction of, for example, musicians' movements or audience members' noises became possible in another way. In listening to music on a record or on radio, listening conditions similar to the ones set into practice by the *Konzertreform* became mainstream. In fact, the ideas developed around the phenomenon of the classical music concert, resulting in the sound of a musical performance being the most or even the only important element of music, were essential to the development of a music performance culture mediated through radios, gramophones and CD players. These devices are all commonly called sound reproduction technologies due to their primary function. This technology was developed in a cultural context calling for the emancipation of sound, which was understood as sound being recognised as the only element necessary for a complete perception of music, instead of the integral musical performance, all visual aspects included. The idea that nothing fundamental was missing when visual aspects of musical performance are excluded was therefore a necessary context for the successful rise of music recordings as replete musical experience during the last century. Listening to a musical performance on the radio can therefore feasibly be considered as a successor of listening to a concert in a concert hall where the performers are hidden (Schwab 1971, 186)

It is often averred that inventions like the phonograph or the radio force the audience to listen to music without viewing its source and effected "the physical separation of listening from performing" (Chanan 1995, 7). I would argue, however, that the ideals of the *Konzertreform*

clearly reveal that this new mode of perceiving music was not necessarily preceded by the invention of new technology, but can be seen as an aesthetic development which took place during the nineteenth century, concurrent with the invention of sound reproduction technologies such as telephones, phonographs and radios. Although these kinds of devices did not instigate a new way of perceiving music, they did make it much easier to listen only to the sound of music instead of perceiving the whole performance, including its visual elements. A singular sound can only exist at a specific time and at a specific place, since it is formed by waves of pressure that are by definition in constant motion. Before the invention of sound reproduction technology, music never took place without the presence of musicians and their musical instruments, or—in the case of music automata—at the very least the presence of the musical instruments. Listening to music was directly connected to this presence of musical instruments. The *Konzertreform* attempted to disconnect the audience as much as possible from this presence by hiding the instruments behind a curtain, but it was through sound reproduction technology that, for the first time, they no longer needed to be present in the same space or at the same time as the listener. What all sound reproduction devices have in common is that they release sound from its direct connection to a certain time and space. This is done in two ways: either by storing sound (taking it out of its time) or by transporting or amplifying sound (taking sound out of its place). The sound waves—or, more correctly, air pressure waves[4] perceived by the human reception system as sound—are transformed into a form of energy which dissipates less than air pressure waves. As I make clear in the next paragraphs, microphones and loudspeakers are crucial to the transformation of sound waves, since they are transducers of air pressure waves to a more enduring form of energy: an electrical signal.

Storage of air pressure waves

In order to store air pressure waves, their time-related form consisting of pressure differences needs to be translated into another, more sustainable material, such as wax, vinyl, magnetic tape or any form of contemporary digital storage, for example. The sound is now coded not through pressure differences in air but through differences in the depth or deviation of a groove, differences of magnetic power or binary numbers. This information is transformed back to air pressure waves either by using a mechanical (such as early phonograph needles) or an electric conversion system (used by nearly all sound reproduction devices nowadays) which brings into vibration a diaphragm (this diaphragm is part of what we commonly call a loudspeaker, see the appendix on microphone and loudspeaker technology).

[4] In fact, certain microphones like piezoceramic ones can measure pressure differences in material other than air. See the appendix on microphone and loudspeaker technology for more details. Sound can be propagated through all gases, as well as liquids and solid materials, however, since human beings listen to sound, especially music, primarily through air conduction, I will not consider these other materials here.

Jonathan Sterne*[5] did extensive research on sound reproduction technologies and their cultural origins. In his book *The Audible Past* he proposes the idea of the tympanic mechanism, informed by the human eardrum, as a mechanism for transducing vibrations (see chapter 3 for a more in–depth discussion of the tympanic function). This tympanic mechanism is (re)produced in the sound reproduction technology found in microphones and loudspeakers, their diaphragms being comparable with the membrane of the ear.[6] As Sterne describes clearly: "every apparatus of sound reproduction has a tympanic function at precisely the point where it turns sound into something else (usually electric current) and when it turns something else into sound. Microphones and speakers are transducers; they turn sound into other things, and they turn other things into sound" (Sterne 2003, 34). Devices used for the transformation of air pressure waves to "something else" and vice versa is therefore how I will define microphones and loudspeakers in my research. Although there have been many new inventions within sound reproduction technology since the end of the nineteenth century, such as electrical amplification, digital recording and processing, "it is still impossible to think of a configuration of technologies that makes sense as sound reproduction without either microphones or speakers" (Sterne 2003, 34–35). Whereas there have been many different technologies to store sound, like gramophone records, cassette tapes, CDs and MP3s, the connection between air pressure waves and the electrical signal is nearly always performed by microphones and loudspeakers.[7]

---

[5] The asterisk behind names indicates that there is a short representation of the person in the appendix of this text.

[6] Although most microphones and loudspeakers utilise a diaphragm for picking up or emitting air pressure waves, some exceptions function without a diaphragm (Sennheiser 1999, 1052). Since the use of an element other than a diaphragm for picking up or radiating sound waves is very rare, I will not discuss these other possibilities in more detail here. The function of these other elements is still the same as the diaphragm in every microphone or loudspeaker: to transduce (air) pressure waves into another form of energy or vice versa.

[7] As exceptions, there have been other ways of (re)producing sounds, for example using flames (see *Der sprechende Flammenbogen und die Telephonie ohne Draht vermittelst Lichtstrahlen - Zwei Instrumentarien zur Demonstration* (Ernecke 1897) and *Chemische Harmonika - Über die Entstehung eines Instruments zwischen Phlogiston und Pyrophonie* (Gethmann 2010)) or plasma speakers such as Tesla coils (see *Tesla Coil* (Trinkaus 1989)).

Transportation of air pressure waves

What distinguishes the tympanic principle from other ways of producing sound is that—theoretically—all kinds of sounds can be produced by the same membrane, hence also the term sound reproduction technology. The idea of using a membrane for converting sound waves into "something else" can for example also be demonstrated in so-called tin can telephones. Two tin cans, paper cups, or similar objects are attached to each end of a wire. Speaking softly in one of the cans causes the bottom of the can to vibrate. This bottom functions as a membrane able to vibrate in response to various air pressure waves. These vibrations are transported along the wire to the bottom of the other tin can. A person at the other side of the wire will therefore be able to hear the sound, as transported from one tin can bottom to the other by the wire. This simple "telephone" reveals how crucial the tympanic mechanism as described by Sterne is for sound reproduction technology. To reproduce a sound, there is no longer need for a mechanical reconstruction of the objects that produced that sound, as for example in the case of musical automata. Therefore, instead of creating a different sound-producing device for every sound, the membrane—more specifically called diaphragm—was incorporated as a general solution for the conversion of sound into mechanical vibrations or an electrical signal and back: a metaphorical tin can is used at both ends of the wire, functioning once as microphone and once as loudspeaker. The tin can telephone is nowadays replaced by a telephone which uses electricity to transport the transduced sound waves. An electrical signal is transported by a wire, with a small microphone and loudspeaker at either end to make transductions between air pressure waves and electricity.

Amplification of air pressure waves

Air pressure waves lose energy when they move through the air. Already in ancient history solutions were sought for this problem. Sound is normally dispersed in all directions. By focusing sound waves with a horn, the sound waves are all forced to move into one direction. As a result, audiences will hear the sound louder. Horns are therefore used for sound amplification (although physically speaking they are only focusing and not amplifying sound waves). In ancient Greek and Roman theatre, masks were introduced which not only helped the spectators to distinguish the characters, but also served as amplifiers for the actor's voice. The opened mouth of the mask was shaped in the form of a horn (Floch 1943, 53). The horn was used to amplify the human voice, so more spectators could clearly hear what the actor was saying. This horn could therefore be seen as fulfilling the same function as microphones, amplifiers and loudspeakers nowadays, to amplify the actors' and/or singers' voices on stage.

Till the end of the nineteenth century, "amplification" (in fact focusing) of sound waves was mostly achieved using horns, often much bigger than those integrated into the Greek masks. A late example is the large megaphone (1878) developed by Thomas Edison*. This megaphone is nothing more than an enormous enlargement of the human ears and mouth, similar to the enlargement of the mouth by the Greek mask. Two large metal or wooden horns around 180 centimetres in length were used as ear enlargements, and a third horn was placed in front of the mouth. In this way Edison was able to communicate over distances of more than three kilometres (Dyer 2004, 89–90). Edison claimed that he was even able to hear "a cow biting off and chewing grass" (Baldwin 2001, 91). What these horns evidence is that for a significant amplification of sound, whether sending or receiving and without the use of electricity, an enormous object is needed. After the introduction of electricity into the process of sound amplification, the amplifier horn became obsolete. Since Edison invented his megaphone at the same time as the telephone (invented in 1876), his megaphone was, in the end, not used for communication over long distances. This was done much more effectively with the new telephone technology. Amplification of air pressure waves with the help of electricity became an important function of sound reproduction devices. During concerts, the amplitude of sound waves produced by singers, guitarists and all other instrumentalists could now be increased by making use of electricity. Due to the use of the Audion, an electronic amplifying tube invented by Lee De Forest* in 1906, it became possible to enlarge the electrical current produced by the output of microphones. The loudspeaker diaphragms could therefore produce much larger air pressure waves than those which the diaphragms of the microphones had originally picked up. This form of electronic amplification became mainstream in the 1920s (Morton 2006, 65).

Between air and electricity

As the examples above reveal, the aims of sound reproduction technologies are much older than devices like phonographs, radios and telephones. It is therefore much more accurate to see the development of sound reproduction technologies, and thus the development of microphones and loudspeakers also as a long process, during which ideas concerning sound as well as technology mutually influenced each other. As Sterne makes clear, these sound reproduction technologies using microphones and loudspeakers should be understood therefore as "embodiments and intensifications of tendencies that were already existent elsewhere in the culture" (Sterne 2003, 34).

What can be concluded as well from my analysis above is that the use of electricity turned out to be the most efficient medium to counteract the dissipation of sound into the air. Sound could be reinforced and transported without the use of electricity also, as my examples show, but electricity made all these processes much more effective. Many of the disadvantages of purely

mechanical sound reproduction technologies were improved by the use of electricity. It is therefore not surprising that it was only after the introduction of electrical recording and amplification in the mid 1920s that these new sound reproducing devices became truly valuable for music-listening culture, as has been analysed by many authors.[8] Horns such as those used in early phonographs, for example, add much more of their own sonic characteristics to the sound waves than a loudspeaker diaphragm does. Due to the use of electric valves, horns were no longer needed for the recording or amplification of sound, so the resulting electric recording had less sound distortion. The advantage of converting sound waves into an electrical signal was already described in 1877: "The original sound dies like any other sound, but its photograph, as it were, has been copied in a more subtile medium than air, and so it lives and moves and is born again" (Lovewell 1877, 28).

As previously mentioned, microphones and loudspeakers are located in between air pressure waves and something else. This "something else" is usually an electrical signal, so microphones and loudspeakers could be regarded as being *between air and electricity*. These devices are in touch with the physical world of pressure waves that dissipate in the air as well as with an endless electrical signal that need never end as long as it is connected to an energy source. I will investigate during my research this in-between position—between the acoustical world consisting of physical material and laws (*air*) and the electronic world which has the possibility to become entirely virtual (*electricity*)—occupied by microphones and loudspeakers, which is unique compared to all other sound-producing devices.

Microphones and loudspeakers in music

Reproducing music

Sound reproduction technologies, of which microphones and loudspeakers are an essential part, can be seen as a repercussion of the ideas of the *Konzertreform*, as argued above. So-called radio concerts as well as music recordings might be seen as a prolongation of the idea that sound

[8] Michael Chanan, for example, describes the introduction of electricity in his book *Repeated Takes* as follows: "The audible limitations of the early phonograph were musically restrictive, and remained so, despite a constant stream of improvements, until the introduction of electrical recording in the mid 1920s, when the disc was joined to amplification and the loudspeaker" (Chanan 1995, 37). In *The Audible Past*, Jonathan Sterne mentions how electric amplification was clearly preferred by the audience: "By all accounts, audiences preferred the sound of radio—which used vacuum tubes and electricity to receive, transmit and reproduce sound across space" (Sterne 2003, 276), and Mark Katz underlines the improved sound quality, as concerns the reproduction of sounds, that was introduced by the use of electricity: "The development of electrical recording made it possible to reproduce a much larger spectrum of sound" (Katz 2004, 83).

alone is the only essential element for the (re)production of a musical performance. No wonder that direct comparisons were often made between listening to a loudspeaker at home and listening in the concert hall: "The listener who hears a symphony or string quartet through his loud-speaker loses little that is essential. His impression of the work is nearly, if not quite, as vivid and complete as if he were seated in the concert hall" (Damrosch 1935, 93). The microphone and loudspeaker were able to record and reproduce a musical performance because by the time that sound reproduction technology became mainstream at the beginning of the twentieth century, it had also become common to think of sound as being the only desirable component of a musical performance. If viewing the gestures of a singer had been regarded as an essential aspect of a musical performance, it would have been much more difficult to convince audiences that listening to a record at home is comparable to attending a musical performance in a concert hall.

To become ideal reproducers of musical performances, sound reproduction technologies, and especially their input and output in the form of microphones and loudspeakers, should reproduce sound without themselves being audible. "The ideal loud speaker should be entirely free of resonance and should reproduce all audible frequencies equally without adventitious aids" (Rivers-Moore 1929, 405). Listening to music through loudspeakers at home in the living room should be comparable to attending a concert in the style of the *Konzertreform*: the impression should be that the musicians are present in the same space, but hidden behind a curtain.

Composing music

Alongside using microphones and loudspeakers to reproduce music performances or to amplify musical instruments, there were speculations about new opportunities for composers, now that they could use microphones and loudspeakers for their work. Otto Kinkeldey* discusses future opportunities of the "sound film" and the "loudspeaker" in 1937:

> If the musician could be enabled to manipulate his sound effects as the painter handles his pigments, if he could mix his tones and overtones, his tone-colors and tone-shadings in infinite variety without the aid of the artificial sound producers which we now call musical instruments, and if finally he could fix the resulting complicated sound curve upon a lasting medium like the sound film, capable of being acoustically reproduced at will with the aid of electric apparatus, he will have reached the autonomy and independence of the painter (Kinkeldey 1937, 4).

What Kinkeldey describes here is exactly what many composers engage in after the 1950s, when composing electronic music for magnetic tape. Part of chapter 2 is devoted to this new approach

to composing, which I term the generating approach. Composers may produce music without the help of any musical instruments and are indeed able to define the spectrum of the sounds they create. To accomplish these tasks the composer "will possess a standard, almost perfect amplifier and loud-speaker, and will have the inestimable advantage of being able to hear his work played to him, with all its tone colours" (Stevenson 1936, 798). According to this article, the listener will have a similar standard amplifier and loudspeaker, so that exactly the same sound can be heard by the listener as by the composer. The next consequence is "to abolish the performer", since the process of performance and composing has now become one. Whereas the idea of both composer and audience using exactly the same equipment was never fulfilled, much music produced nowadays is only meant for listening to through loudspeakers or headphones in a private atmosphere. The recording is not a copy anymore of the live performance, but is a genuine musical performance in itself. By the time the Beatles had become a studio band, and participated in the producing work for albums such as *Revolver* (1966) and *Sgt. Pepper's Lonely Hearts Club Band* (1967), it had become indisputable that music could be composed for recording instead of for performance.

Apart from the private situation of listening to records, loudspeakers were also introduced in the concert hall. For listening to music for which only loudspeakers are used as sound producers during a concert, without any musicians on stage, Pierre Schaeffer* proposed in the 1960s the idea of acousmatic listening. Schaeffer refers to the teaching praxis of the Greek philosopher Pythagoras as an example (Schaeffer 1966, 91). Pythagoras would seat himself behind a curtain, and his students would listen to him in complete silence, without seeing anything, so his visual presence would not distract the students. Schaeffer compares this kind of listening, to sound with the source hidden behind a curtain, with listening to sounds through a loudspeaker. "In addition, the difference between the experience offered by Pythagoras and the one we have with radio and recorded sound, whether listening directly (through a curtain) or listening indirectly (through a loudspeaker) becomes, in the end, negligible" (Schaeffer 1966, 93).[9] The Pythagorean listening situation is evidently very similar to the ideas of the *Konzertreform* mentioned at the beginning of this chapter, both using curtains to hide the source of the sound. Schaeffer, who was probably not acquainted with this German idea of music performance, postulates similar ideas towards listening to music as those proposed by the advocates of the *Konzertreform*: "[the acousmatic situation, CvE] symbolically forbids us every connection with the visible, touchable and measurable" (Schaeffer 1966, 93).[10] The *Konzertreform* could thus not only be seen as a

[9] My translation of: "Par ailleurs, entre l'expérience de Pythagore et celle que nous font faire la radio et l'enregistrement, les différences séparant l'écoute directe (à travers une tenture) et l'écoute indirecte (par haut-parleur) deviennent, à la limite, négligeables" (Schaeffer 1966, 93).

[10] My translation of: "[la situation acousmatique, CvE] nous interdit symboliquement tout rapport avec ce qui est visible, touchable, mesurable" (Schaeffer 1966, 93).

predecessor of the listening conditions created through recorded music and radio broadcasting conventions, but also with the listening attitude adapted during a so-called loudspeaker concert. During these concerts, there are no longer any musicians present to be hidden behind curtains, since all sound comes from loudspeakers.

Microphones and loudspeakers: the musical instruments of our age?

Most music is produced nowadays with the help of microphones and loudspeakers, and most of the music people are listen to is heard through loudspeakers (Worby 2004). They are used to produce and reproduce music recordings as well as for diffusing sound during concerts: "listening to music over loudspeakers has become a virtually inescapable condition of life" (Moore 1980, 225). Music of every scale and genre is said to be recordable (Chanan 1995, 70). The use of microphones and loudspeakers in music has made music more intimate, since a single person can listen to a recording at home, or, even more privately, on headphones (which are of course nothing but small loudspeakers). And the opposite became possible as well: microphones and loudspeakers increased the possible audience size for a single performance, with the result that tens of thousands of audience members can enjoy the same concert, amplified, in a stadium. Under these circumstances, one could say that nearly all music has become microphone and loudspeaker music. Listening to music which uses no electric means has become the exception, taking place mostly during classical music concerts. And even in this field, electricity has been seen to have advantages as well: the lute player Rolf Lislevand even sees microphone technology used during CD recordings as a possibility to recreate the intimacy of 17th century performances: "The intimate sound of the clavichord, once whispered into a young noblewoman's ear, now flies into a nearby microphone" (Lislevand 2006, 18).

It might be no surprise that, due to the omnipresence of microphones and loudspeakers in music, it might be possible that "the true instrument of our age is not the lute or guitar or piano or drum or organ or even the electronic synthesiser—it is the loudspeaker" (Moore 1980, 214). What would this imply, if the loudspeaker, and therefore its partner the microphone also, are the musical instruments of our age? This question might be seen as the starting point for my research, resulting in the many different questions and observations which I explore during the following chapters. If almost all music is heard with the help of microphones and loudspeakers, what kind of instrumental identity is connected to these devices? (See chapter 2.) And is it not indispensable that a musical instrument be recognisable through a typical sound of its own? (See chapter 3.) How do composers and sound artists work with these instruments? (See chapters 4 and 5.) Due to the omnipresence of microphones and loudspeakers in music, their applications are innumerable and cover a very broad spectrum of possibilities for music, performance and sound. To exemplify this, I would like to finish this chapter with a short exploration of two works

with microphones and loudspeakers by Dick Raaijmakers*. These works could be seen as diametrically opposed to the ideas of acousmatic music and the *Konzertreform*.

The "true nature" of microphones and loudspeakers

Raaijmakers thinks of the transformation of sound into an electrical signal as a reduction of three-dimensional, spatial music to a narrow, one dimensional, electric current. "[...] due to the presence of microphones in our society, there has come to exist a surplus of passively reproduced sound generated and a shortage of autonomous composed music" (Raaijmakers 2007, 318).[11] Raaijmakers develops several pieces in which he is looking for the "distinctive voice" (Raaijmakers 2007, 318) of the microphone itself (*Intona* (1991)) as well as the "true nature" (Raaijmakers 1971, 14) of the loudspeaker (*Drie Ideofonen* (1969-1973)). Comparing this undertaking of Raaijmakers with the aims of sound reproduction technology, it becomes clear that they are diametrically opposed: microphones and loudspeakers should be as "inaudible" as possible while converting air pressure waves to an electrical signal and back in reproducing a recording. There is thus no possibility for a "distinctive voice" or revealing their "true nature".

To understand what the "distinctive voice" or "true nature" of microphones and loudspeakers could be, I would like to call to attention the term for these devices as employed by Roelof Vermeulen*. He designates microphones and loudspeakers as "acoustical motors", since they are, similar to the function of other motors, converting mechanical energy (the diaphragm movements caused by for example air pressure waves) into electrical energy and vice versa (Vermeulen 1937, 378). To call microphones and loudspeakers acoustical motors turns them into "active" devices that produce energy instead of passive reproduction devices, implied by the name "transducer", which just translates air pressure waves to something else and back. Evidently, in technical terms, nothing changes in the actual functioning of these devices. However, considering Raaijmakers' approach towards them, it seems to be more appropriate to see them as motors for acoustical purposes. Raaijmakers was at one time working at Vermeulen's department, so he it is possible that he was acquainted with this acoustical motor idea.

In approaching microphones and loudspeakers as acoustical motors, it becomes clear that these devices consist of material that must vibrate in order to realise the transformation of mechanical energy to electrical energy (or some other form of energy) and back. Since every vibrating

[11] My translation of: "is er door de aanwezigheid van microfoons in onze samenleving een teveel aan passief gereproduceerd geluid ontstaan en een tekort aan autonome met elektronische middelen vervaardigde en gecomponeerde muziek" (Raaijmakers 2007, 318).

material will vibrate more easily, and therefore with greater amplitude at certain frequencies (so-called resonant frequencies), the vibrating material will always have an influence on the final sound result. Already the many different types of loudspeakers, and especially microphones, reveal the fact that there is not one type of "ideal" device that can "inaudibly" reproduce sound, and that all these devices might sound different according to their intended purpose. It is for this reason that many artists have become interested in using microphones and loudspeakers in their works as sound producers and sound shapers. Such artists use them, indeed, as a kind of "acoustical motor" playing an active part in the musical performance (see examples in chapter 4 and 5).

An exploration of these acoustical motors was made by Raaijmakers in *Drie Ideofonen*[12] (see the video fragement of *Drie Ideofonen*). In line with what was mentioned before, the loudspeakers in these three installations should reveal their "true nature" through "talking" to themselves in the absence of any input. As Raaijmakers says:

> For once the gaping loudspeaker should turn inwards and listen to itself: in short, the loudspeaker should be made to hear the sound of its own loud voice, the Loud Speaker should be turned into a Soft Hearer, Hearer and Speaker should be joined together and, for the first time in the history of acoustic communication, the loudspeaker has found itself [...] (Raaijmakers 1971 no page numbers).

Raaijmakers wants the loudspeaker to *shape* the electrical signal to be transformed into air pressure waves, instead of simply transducing an already-existing electrical signal. The loudspeaker is thus both a microphone (called Soft Hearer in the citation above by Raaijmakers) and a loudspeaker at the same time. The short circuit between the two connections of the loudspeakers results in a system in which the loudspeaker continually triggers the movement of its own diaphragm. But is this still a loudspeaker? In fact the system has just two states: connected or disconnected. The method of sound production might therefore be regarded as a kind of percussive musical automaton. The commonly held identity of the loudspeaker—as output of sound reproduction technology—is no longer valid. The loudspeaker has indeed become a sound producer instead of a reproducer.

In his piece *Intona*, Raaijmakers looks for the "distinctive voice" of microphones, by drilling, sawing, cooking, burning or dissolving them (see the video fragment of *Intona*). The performer is, as Raaijmakers emphasises, playing the microphone as a musician. To produce sounds solely with the diaphragm itself, the diaphragm is brought into vibration, not by air pressure waves as is usually the case, but by, for example, a drill, a saw and boiling water. In this manner, the

[12] Dutch for *Three Ideophones*.

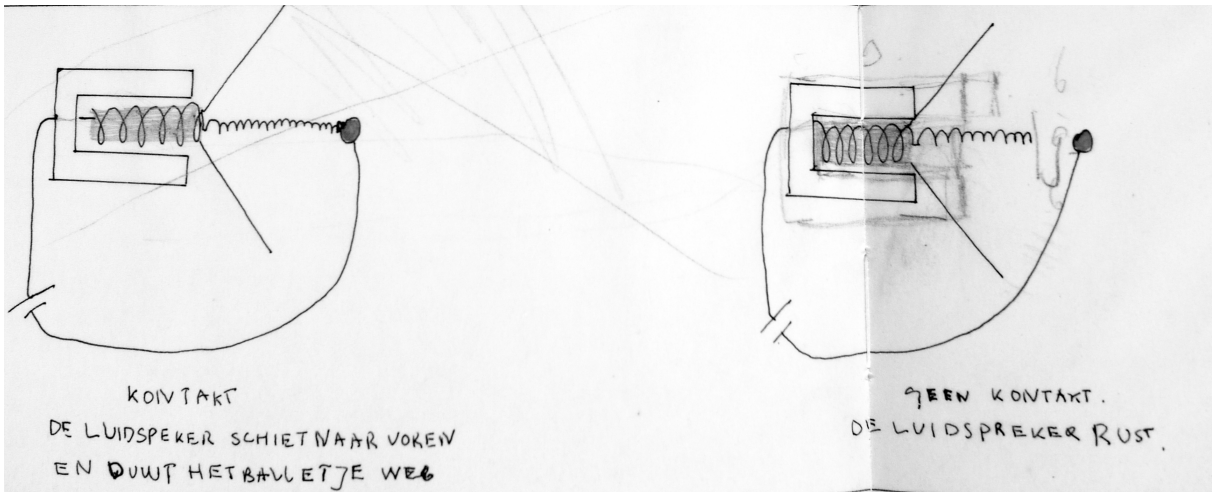

Raaijmakers explains the principle of the ideophone with these drawings: on the left there is contact and the circuit is closed, on the left there is no contact.



Dick Raaijmakers *Ideofoon 3* (1971)



A metal weight of twenty kilos will destroy this microphone in *Intona*.



Raaijmakers burns the loudspeakers at the end of *Intona*.

transducing device "microphone" should reveal its own voice. This time, the function of the device has not only been changed from reproducing to producing sound, but the microphones themselves are even destroyed by the attempt to make their diaphragms, as such, audible.

As the two examples of Raaijmakers' work reveal, whilst trying to discover the "distinctive voice" and "true nature" of microphones and loudspeakers, these devices, as a direct result of this search, cease to exist. Underlining this idea is the burning of the loudspeakers through which the microphones were amplified at the end of *Intona*, which action, according to Raaijmakers, causes the material qualities of microphones and loudspeakers to be lost. If microphones and loudspeakers were truly to be able to reproduce sound, they should possess no material characteristics, something which is of course impossible. Kees Tazelaar*, who collaborated on several of Raaijmakers' music theatre pieces, says that "[t, CvE]his ritual burning of loudspeakers seems to have stood as a symbol for a utopian idea according to which Raaijmakers demands the invention of technology to enable the holographic projection of sound through space, without any help from loudspeakers" (Tazelaar 2011, 28). This idea of holographic sound production in space without loudspeakers is described by Raaijmakers himself in his book *Cahier M* (Raaijmakers 2000, 102–103). The closest realisation of this holographic projection of sound can be found nowadays in Wave Field Synthesis (WFS). In this practice, many loudspeakers are used to project virtual sound sources into the performance space (Boone 2001, 4). The loudspeakers

A transportable Wave Field Synthesis system by The Game of Life foundation.

themselves (in general hundreds or even more than a thousand are used) should not be audible at all in this kind of application. The sound seems to be diffused from a source in space only recognisable by the ear, without any visual cue whatsoever, not even a black loudspeaker that might serve as visual reference for the sound that is produced. This act of producing such an illusion of a virtual sound source can already be found in stereophonic sound reproduction, as developed during the 1930s and -40s: "an illusion of a single sound pulse coming from a virtual sound source located somewhere in the space between the outer loudspeakers" (Snow 1955, 46). The main aim of stereophonic sound is not to reproduce sound with two channels, as is often thought, due to familiarity with the common living room stereo set with two loudspeakers. Stereophonic sound is a technology in which the illusion of several sound sources is created in between the loudspeakers (of which there can be more than two). The sound should be projected in space as if coming from a "screen" (Snow 1955, 45). During experiments in the 1930s to determine how many loudspeakers needed to be used in order to create these virtual sources in stereophonic sound, the loudspeakers were hidden by a curtain (Steinberg and Snow 1934, 12). By hiding the loudspeakers behind a curtain, it should have become impossible for the listener to hear how many loudspeakers were on stage and what their placement was.

This curtain is the third one to appear in this chapter. A curtain is used in the *Konzertreform* to hide the musicians. Schaeffer evokes a curtain hiding visual aspects of sound sources as an analogy for listening to sounds through a loudspeaker. This third curtain employed in stereophonic sound reproduction is now used to hide even the loudspeakers themselves. Listening to music through loudspeakers should approach pure sound listening, without any visual cues. The sound source should become an illusion. The use of a WFS system could therefore be seen as an advanced version of the *Konzertreform.* WFS technology places virtual sound sources inside as well as outside the performance space, since there are no physical constraints. Although the loudspeakers are no longer hidden by a curtain in this type of set up, it is often advised to listen to the system with the eyes closed, a solution that in fact is not very different from using a curtain to hide the sound sources.

At first the concept of "virtual sound sources" (as in stereophonic sound reproduction and in the WFS system) seems to be in opposition to the concept of the "distinctive voice" of microphones and loudspeakers (as in *Drie Ideofonen* and *Intona* by Raaijmakers). To remain in the same analogy, Raaijmakers opens the curtain, which in stereophony hides the loudspeakers. By opening this curtain he searches for their "true nature". That this might not be so easy is signified by the transformation which microphones and loudspeakers undergo in both performances: the devices are modified to such an extent that it becomes difficult to say whether they might still be regarded as microphones and loudspeakers. The loudspeakers in *Drie Ideofonen* are talking to themselves, as Raaijmakers says, and all microphones and loudspeakers used in *Intona* are completely destroyed by the end. When Raaijmakers opens the curtain, what

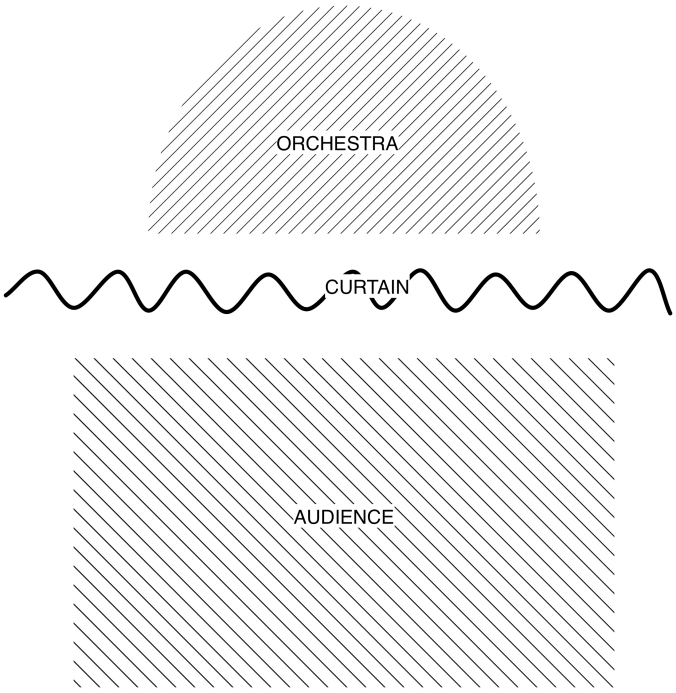

The curtain of the *Konzertreform* hides the musicians.

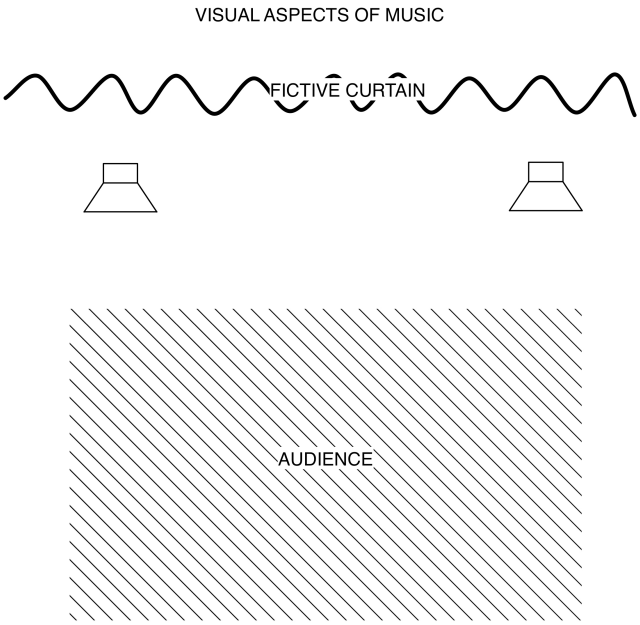

The curtain of Pierre Schaeffer hides the visual aspects of music.

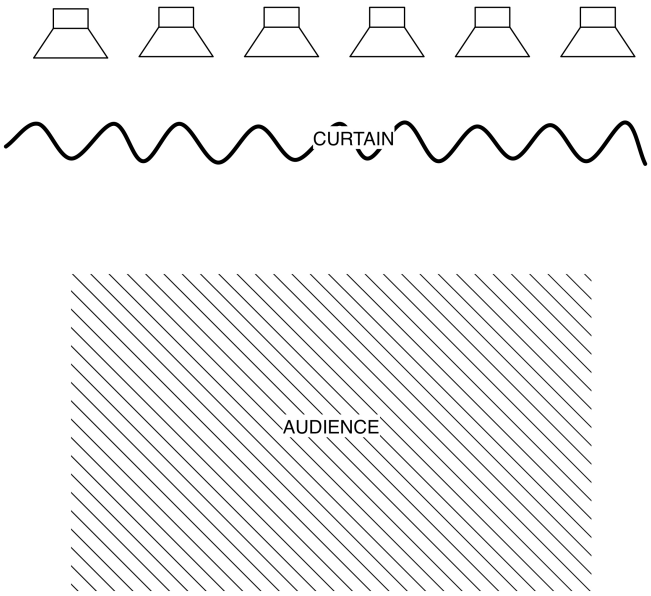

The curtain in stereophonic sound reproduction hides the loudspeakers.

he finds are microphones and loudspeakers for reproducing sound. He brings their materiality into vibration, looking for their "distinctive voice". But is this indeed the only way to find their "distinctive voice", or is the reproduction of sound perhaps also not a part of their "distinctive voice"? All sound radiated by loudspeakers is produced by the loudspeaker diaphragm; viewed this way, one might assert that they are not able to produce anything else than their own sound. The same is true for the microphone: the electrical signal coming from it is always derived from the diaphragm movements themselves. Raaijmakers himself seems to have been aware of this paradox and demonstrates the conflict between immaterial sound and microphones and loudspeakers by burning the loudspeakers at the end of *Intona*, as Tazelaar observed (see quote above). Raaijmakers discovers the voice of microphones and loudspeakers only through annihilating them, ending with an empty stage behind the curtain. A search for the "distinctive voice" results in the disappearance of microphones and loudspeakers. This dissolution of the sound source is exactly the aim that has been pursued by the developers of virtual sound sources. Raaijmakers demonstrates the impossibility of real transparency: at the end of *Intona*, when the microphones and loudspeakers all have disappeared, there is no possibility to produce any sound at all. Holographic sound reproduction such as WFS still depends on loudspeakers, only hidden by closing the eyes.

It is in between these two extreme positions that my research has been situated: sound produced out of "nowhere" with inaudible microphones and loudspeakers on one hand, and making microphones and loudspeakers audible by playing them as a musician on the other. To investigate the extent to which microphones and loudspeakers might be called musical instruments and function as such on stage, I look closely in chapter 2 at possible approaches revealed in various relationships between microphones, loudspeakers and musical instruments.

In chapter 3, I look at how the idea of microphones and loudspeakers as sound transducers was developed during the nineteenth century. I then focus, in chapter 4, on how artists have made the use of microphones and loudspeakers audible in their work. The last chapter is devoted to compositional strategies for microphones and loudspeakers as developed by several artists during the last decades as well as framing a perspective on possible future developments. The first appendix contains some basic information on the technology of microphones and loudspeakers. The second appendix gives some very short biographical information about composers, musicians and scientists I mentioned in this thesis as well as mentioning in more detail the work of some artists that did not end up to be a part of the main text, but whose work has contributed to my research.

2 Four approaches towards microphones and loudspeakers: reproducing – supporting – generating – interacting

Four approaches towards microphones and loudspeakers

Given that microphones and loudspeakers became so omnipresent in music during the last century, it is no surprise that the question of whether they were instruments or mere reproduction devices would arise. In this chapter I discuss the relation between microphones and loudspeakers on one hand and musical instruments on the other. In the course of my research, I realised that the delineation of what we regard as a musical instrument is not at all as straightforward as it might seem, and that the possible relationships between microphones and loudspeakers in relation to musical instruments are much more complex than I had initially supposed. For this reason my subtitle *Microphones and Loudspeakers as Musical Instruments* became one of my principal questions: are microphones and loudspeakers musical instruments?

To address this question, I analysed the different relationships microphones and loudspeakers might have to musical instruments. Categorising the use of microphones and loudspeakers in musical practices in terms of different "approaches" by musicians and composers turned out to be very helpful. As a result of a thorough analysis of microphone and loudspeaker use in musical practice, I developed four approaches towards microphones and loudspeakers. The fourfold classification may sometimes seem rather artificial, since most microphone and loudspeaker use in musical practice cannot be assigned solely to one of these approaches, but will often also have some connection to one of the others. However, as I demonstrate in chapter 5, these approaches are helpful not only for analysing the different uses of microphones and loudspeakers, but also possibly as a point of departure for composing for these devices.

Music and musical instruments

Since I am undertaking research on microphones and loudspeakers as a composer, my first connection to these devices is through the practice of making music. One might observe that music, in general, seems to be made with the help of musical instruments. But what happens when microphones and loudspeakers are essential to the music-making process? Could these devices be considered musical instruments as well? In chapter 1, I clarified, in the context of my research, the function of microphones and loudspeakers: they are used for transformations

between air pressure waves and "something else". But what are musical instruments? Which objects should be considered musical instruments, and which should not?

The assumption that music is made with instruments seems to be so largely accepted that there is little doubt about the crucial relationship between music and instruments or ambiguity about what musical instruments might be at all.[13] As the philosopher Philip Alperson says, "the idea of the musical instrument seems central to our understanding of the musical art" (Alperson 2008, 37). However, defining what those objects called "musical instruments" actually are can prove problematic, as the article on the *Classification of Instruments* in The New Grove Dictionary of Music and Musicians puts into words: "'Musical instrument' is a self-explanatory term for an observer in his own society; it is less easy to apply on a worldwide scale because the notion of music itself in such a wide context escapes definition" (Wachsmann et al. 2013). Instruments are thus so closely connected to the performance of music that they seem to be inseparable from music itself. If an artist wants to make music, he or she will do this with the help of musical instruments.[14] The instrument seems to be not only a transportation vehicle for music but also a premise for its existence. The composer Atau Tanaka describes this relationship well: "If concert performance is the medium of communication then the instrument becomes the conduit between performer and listener. The listener's perception of the music is contingent on the instrument's efficiency at transmitting the performer's musical expression, and the performer's ability to channel his creativity through his instrument" (Tanaka 2000, 389).

---

[13] For an investigation of definitions of musical instruments, see the article *What is instrumentality in new digital musical devices? A contribution from cognitive linguistics and psychology* by Cance, Genevois and Dubois (2009). This article reveals that many definitions of musical instruments are tautologies: for example, "an object or device for producing musical sounds", quoting the *New Oxford American Dictionary* of 2007 (Cance, Genevois, and Dubois 2009, no page numbers), or seen as impossible: for example, as phrased by André Schaeffner, "Can we define the term musical instrument? It is impossible, as well as we cannot state any precise definition of music that would be valid in every situation, every period, and every use of this art." Quoted from *Origine des instruments de musique. Introduction ethnologique à l'histoire de la musique instrumentale* (Schaeffner 1968, 9) in (Cance, Genevois, and Dubois 2009, no page numbers).

[14] The human voice is often regarded as an exception among musical instruments, since it has not been purpose-built. In the twentieth century it became common though to refer to the the human voice as a musical instrument. It is, for example, the first instrument discussed in *Instrumentation in der Musik des 20. Jahrhunderts* (Gieseler, Lombardi, and Weyer 1985).

Musical instruments defined in the context of microphones and loudspeakers

The idea of what is considered to be a musical instrument is strongly defined by the society in which it emerges. Therefore, it makes the most sense to look at instruments and their relationship to microphones and loudspeakers within a pre-defined context. For this purpose I go back to the time of the invention of microphones and loudspeakers. As with most new technologies, there is no one particular date or invention that forms the starting point. Prior to the existence of microphones and loudspeakers, many of their applications had been to some extent already achieved, using horns for amplification (in fact focusing of soundwaves), for example. The entrance of microphones and loudspeakers into music-making practice should be seen as a continuous development taking place through the second half of the nineteenth century and the first quarter of the twentieth century, taking as a possible starting point the year 1857, in which the phonautograph was invented by Léon Scott*. This was one of the first devices developed for the purpose of recording sound waves. The loudspeaker construction described by Chester W. Rice and Edward W. Kellogg in 1925 in their famous article on loudspeakers (Rice and Kellogg 1925) is often seen as a significant stage in the aforementioned development, since this device produced, in combination with electric amplification, a level of sound quality high enough to initiate the mainstream application of microphones and loudspeakers in sound recording, sound reproduction, and sound amplification for radios, concert halls and, a few years later, cinemas.[15] It is between the years 1857 and 1925 that many prototypes of devices, such as the telephone, radio and phonograph, nowadays classified as "sound reproduction technology" devices, were invented.

To obtain an idea of what was regarded as a musical instrument during this timespan, I examine two concepts regarding the identity of a musical instrument which were in circulation around the beginning of the twentieth century. The first was formulated by music-ethnologists Erich Moritz von Hornbostel and Curt Sachs, who developed what became a famous classification system for instruments at the beginning of the twentieth century (Hornbostel and Sachs 1914), which is still appreciated by many contemporary musicologists.[16] As Hornbostel mentions in an article in 1933 on African sound instruments: "for purposes of research, everything with which sound can be produced intentionally must count as a musical instrument, and, for this reason, it is advisable to use the term 'sound-producing instruments'" (Hornbostel 1933, 129). This definition should be regarded as rather revolutionary in the context of its time, since it implies that everything "with which sound can be produced" can become a musical instrument. This broad definition of what a musical instrument might be should be seen in the context of Sachs

[15] Overviews of patents of sound reproduction technology can be found online: (Ehlert 2004) and (Ubu Web 2011).

[16] Margaret Kartomi gives a good overview of instrument classifications as well as outlining the influence of the Hornbostel and Sachs system on many classification systems (Kartomi 1990).

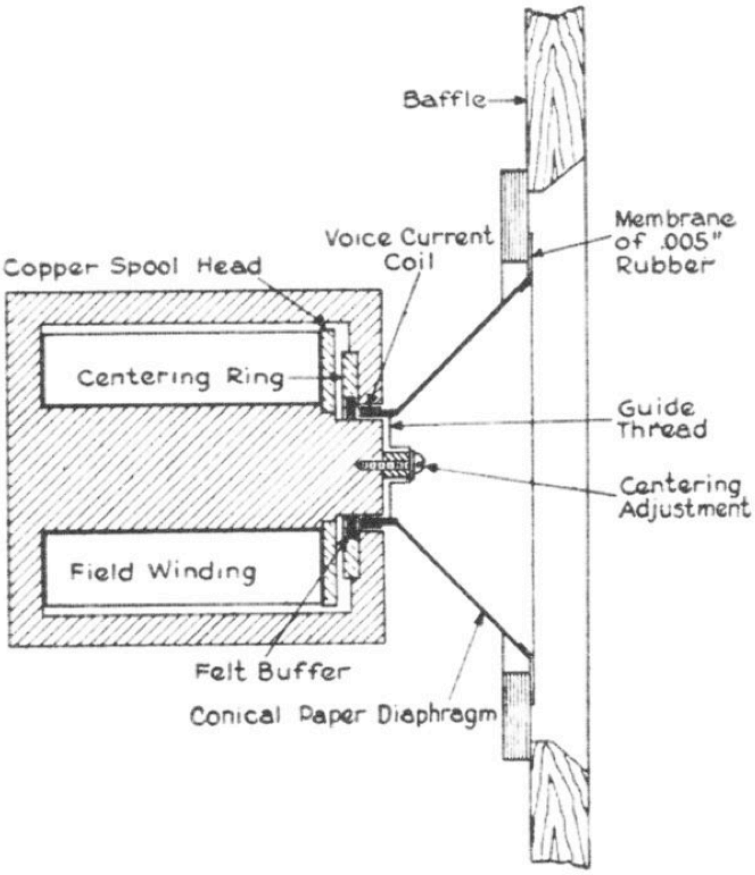

A scheme of a moving coil loudspeaker from the Rice and Kellogg article. When comparing this scheme with the loudspeaker scheme in appendix 2, it is striking how little has changed in the construction of moving coil loudspeakers nowadays.

and Hornbostel's ethnological approach. Whereas many earlier definitions had focused on typical Western European characteristics of music, they attempted to include all kinds of instruments without articulating aesthetic boundaries as defined by a specific expectation of what music is. Heinrich Christoph Koch's *Musikalisches Lexikon* of 1802, for example, claims that a musical instrument should produce tones, thus implicitly excluding noises. His remark that the ideal instrument should come as close as possible to the human voice underlines this idea (Koch 1802, 779–780). The second unconventional aspect of Hornbostel's definition is that he draws no predetermined line to distinguish sound from music. According to this idea of what an instrument is, any sound can be part of a musical performance, and no sound is *per se* unmusical. Here again, the ethnological approach, in this case applied to the investigation of African sound instruments, results in a much more open approach as to what an instrument—as well as music itself— might be.

Although this definition of a musical instrument is rather broad, Hornbostel underlines his conviction that the sound should be produced intentionally. The intention of producing sound

with these "sound-producing instruments" can be linked to the idea of the transportation of music, and here I refer back to Tanaka's statement (Tanaka 2000, 389). This idea of musical instruments as transportation vehicles for music can be found in radical form in the work of Hugo Riemann*, whose theorising on musical instruments forms my second example from this time period. Riemann considered the performance of musical works to be a mere transference of the musical proceedings from the fantasy of the composer into the head of the listener (Riemann 1916, 2). Musical instruments are, in this case, nothing more than devices through which music in a certain manifestation may be channelled. Regarded in this way, music's manifestation in sound is not necessarily its only form of existence: reading a musical score, for example, is regarded by many as a way to apprehend the musical performance notated there (Heilgendorff 2008, 117).[17]

If I consider Hornbostel's and Riemann's ideas concerning musical instruments and apply them to microphones and loudspeakers, I have no hesitation in calling these devices musical instruments. They are indeed producing sound, and this sound is produced intentionally (namely in order to play music). Furthermore, if musical instruments are nothing more than transportation vehicles for musical ideas, as Riemann suggests, then microphones and loudspeakers could even be regarded as ideal musical instruments in a certain sense—since they do not (theoretically!) add any sound of their own to the "music itself", they could be seen as an ideal vehicle, transporting the sound between the mind of the composer and the mind of the listener. In the first chapter I have already described some of these "immediate" transportations of music from composer to audience by means of loudspeakers.

As self-evident as the role of the instrument is in music, it also seems quite as self-evident in contemporary society that the loudspeakers in our living room are not musical instruments at all. When listening to one of Bach's *Six Suites for Unaccompanied Violoncello* through loudspeakers, most people would probably regard that what they are hearing as the music performed by a violoncello, and not by a piece of cardboard, moving forwards and backwards to produce sound waves.

Hornbostel and Riemann both developed their ideas on musical instruments in the era prior to the existence of microphones and loudspeakers. The invention of sound reproduction technology —of which microphones and loudspeakers were essential parts—calls into question those ideas about instruments which had been established by the end of the nineteenth century. In this, it is relevant to redefine what a musical instrument is in the context of my research on microphones

[17] I will not go into detail concerning questions such as what might be the musical work, the role of the score, or the performance of the score, since this would lead me too far away from my subject. Much has been written about this, for example in *Zu Einer Theorie Der Musikalischen Reproduktion: Aufzeichnungen, Ein Entwurf Und Zwei Schemata.* (Adorno 2005) and in *The Imaginary Museum of Musical Works: An Essay in the Philosophy of Music.* (Goehr 2007).

and loudspeakers. As I establish in the next paragraphs, many sound reproduction technologies used in music were indeed, at their time of invention, termed musical instruments. During the first thirty years of the twentieth century, however, a clear division between musical instruments and sound reproduction technology was established. At the end of the 1920s, sound reproduction technologies were able to become mainstream due to electric amplification. The last highly visible element of the technology which could be traced to a conventional instrument —the "horn" used for amplification—was removed from sound reproduction devices. Due to this development, most people nowadays would never call the act of playing a CD in their living room "performing music".

Three categories of objects with which music can be made

The sole function of musical instruments is often to produce music: pianos, guitars, violins and percussion instruments are designed solely for this purpose. Whereas the origin of all musical instruments must lie in material not specifically created for music making, such as bones, stones, reeds and sticks, they are all adapted in various ways in order to fulfil a musical function. The resulting object is meant to be used for making music, and nothing else. This might be one of the main reasons that the "musical instrument character" of all objects which otherwise perform functions other than that of making music, but which have been introduced into the creation of music, is often intensely discussed.[18] If music is dependent on musical instruments, and these instruments are the connection between composer, performer and listener[19], what happens when music is made with objects that were not created solely to make music? Are they still as good at transmitting the performer's musical expression, as Tanaka proposes? Is a mixing desk a musical instrument? And what about turntables, radios, laptops and sirens? Or spoons, bikes and wine glasses?[20] These objects sometimes form part of a musical performance, and sound is produced with them intentionally, so they fit into Hornbostel's definition. At the same time, none of these objects are officially termed "musical instrument". Whereas turntables and mixing desks

[18] A classical example is the question up for discussion: whether or not the laptop or computer is a musical instrument (Evens 2005, 130).

[19] I must underline that these three functions – composer, performer, and listener – can very well be incorporated in one person.

[20] All these objects have been part of several musical performances, and some of them, such as glasses and spoons, even have a tradition of being used in music for many centuries. Think, for example, of the mixing board-only performances by Marko Ciciliani, turntable artists like Christian Marclay, radio pieces like Joanna Bailie's *On and Off 2*, sirens in the compositions of Edgard Varèse, the virtuoso spoon performances by Tran Quang Hai, the singing bicycles used by Godfried Willem Raes in his second symphony, and the use of wine glasses in compositions by George Crumb.

are at least closely related to sound and music, the usual functions of spoons and bikes are not related to music at all.

To approach the use of different kinds of objects in music, I define three categories of objects used as musical instruments. The first category consists of objects that are developed for the sole purpose of making music. Even if they could have another function, for example as decoration in a living room (think of grand pianos), their main intended function is, without doubt, to make music. The second category consists of all devices whose main function is to deal with sound. In contrast to the first category, they are, in general, not identified as musical instruments, since their main function is not to make music, although they are often used to work with sound in several ways. All devices such as radios, CD players, mixing desks and also microphones and loudspeakers belong to this category. The third category includes all other objects used in music that are not associated with sound at all in their main function. Spoons, glasses and bikes are examples in this category.

The principal function of the latter two categories of objects is something other than making music. This does not mean, though, that these objects were not used in musical performances. To compose music for these objects often implies that the artist brings them within the realm of musical instruments. The unexpected use of the object as a musical instrument is seen as an important aspect of the performance. This is also the case for composers and performers working with microphones and loudspeakers. These artists approach such devices *as if* they are musical instruments, frequently even mentioning this explicitly in their scores or writings (see multiple examples in chapter 4).

I started this chapter with the question of whether microphones and loudspeakers are musical instruments. My conclusion until now—that microphones and loudspeakers belong to the second category of objects with which music can be made—brings me to several sub-questions of this principal question which I examine during the remainder of this chapter: why are microphones and loudspeakers generally *not* considered musical instruments? What are the principal functions of microphones and loudspeakers? What would be the "necessary treatment" required for them to be considered as musical instruments?

Acts of sound creation as opposed to the referential character of sound waves

Evidently, at the time when the devices now collectively referred to as sound reproducing technology were introduced, a division between these devices and musical instruments did not yet exist as such. As pronounced in Hornbostel's definition, everything utilised for the intentional production of sound should be considered a musical instrument. At that time, music

could not in fact be made by anything else, and the whole notion that devices other than musical instruments could produce music or, more correctly, *reproduce* music, grew alongside the technology which made such reproduction possible. The first questions to answer concern the difference between sound reproduction technology and musical instruments, and why microphones and loudspeakers are not in the first place considered to be musical instruments.

One similarity between sound reproduction devices and musical instruments is that both are used to produce sound and with the intention to produce music (both categories thus fitting into the Hornbostel definition). Musical instruments are specialised, however, in producing certain sounds much better than others, and most sounds (of the almost infinite spectrum of all possible sounds) are unplayable on a specific instrument. Sound reproduction technology was developed not for producing sounds, but for *reproducing sound waves*. This is the essential difference, from a technical point of view, between a musical instrument and a sound reproduction device. A good example is the comparison between a piece of music sounding from a player piano and the same piece being reproduced with a phonograph. The player piano is not reproducing sound waves, but reproduces the acts of sound creation according to how they occur in a piano performance. Several parts of the player piano move in specific ways, the end result of which is a particular sound. These acts of sound creation, as I will call them, are inherent to the characteristics of a musical instrument. This is the reason that I regard a player piano as a musical instrument rather than as a sound reproduction device. Every act of sound creation results in the production of sound waves, so every sound can—in theory—be reproduced by sound reproduction technology through the act of reproducing these sound waves. This universal approach of sound wave reproduction distinguishes sound reproduction technology clearly from musical instruments, including musical automata, which in my opinion also belong to the realm of musical instruments as they can only produce a limited range of sound creation acts. Sound reproduction devices are designed to reproduce sound waves and not to produce a specific sound, a task that is performed by musical instruments (see (Pierce 2001, 285) and (Sterne 2003, 71)).

Representing sound reproduction technology as musical instruments or musicians in advertisements

At the time of the invention of sound reproduction technology, this difference in technological focus of musical instruments and sound reproduction devices did not result in a clear division between the categories. On the contrary, producers of early sound reproduction technologies tried to convince their audiences that their new devices, developed during the end of the nineteenth century, were nothing other than musical instruments. Thomas Edison* himself thought the phonograph would become the greatest musical instrument in the world (Thompson 1995, 142). Many advertisements for phonographs and gramophones promised the consumer that they would be acquiring real musical instruments. A good example of this is the marketing strategy of the Victor Talking Machine Company (see picture (Anonymous 1922, 9)), "during the period from 1906 to 1921 [...] probably the most consistent user of advertising space in the entire United States" (Maraniss 1937, 9). Their gramophone even received a prize for musical instruments at the St. Louis Exposition of 1904 (Siefert 1995, 440). The reason, at the time, for emphasising that these devices were musical instruments was that musical instruments had always been necessary for the production of music. Thus, using that description in the publicity material of new devices, such as a gramophone, gave the impression that real music was produced by it (Siefert 1995, 432–433). Sound reproduction technologies were supposed to replace the role of the piano in the living room. Instead of young women (most of the time one of the daughters) who performed music on the piano, as was common in the nineteenth century (Blanning 2008, 183), at the end of the nineteenth century, a phonograph could be installed in the living room and perform (!) the same role. It may therefore come as no surprise that in some advertisements, the gramophone became the musician itself, as in this advertisement from the 1890s: "The Berliner Gram-o-phone talks distinctly, sings every song with expression, plays the piano, cornet, banjo, and in fact every musical instrument with precision and pleasing effect" (Sterne 2003, 164). These new devices were all-round performers of music and able to become any musical instrument.

From the phonograph as a musical instrument to the radio as a sound reproduction device

Two developments resulted in a shift in the perception of new devices, such as phonographs and gramophones, from musical instruments towards sound reproduction devices. First of all, their sound quality was improved enormously by the use of electric amplification. Electric amplification became mainstream in the 1920s and 1930s and made sound films possible, since loudspeakers had become loud enough to radiate sound into a small hall, such as a cinema. Also,

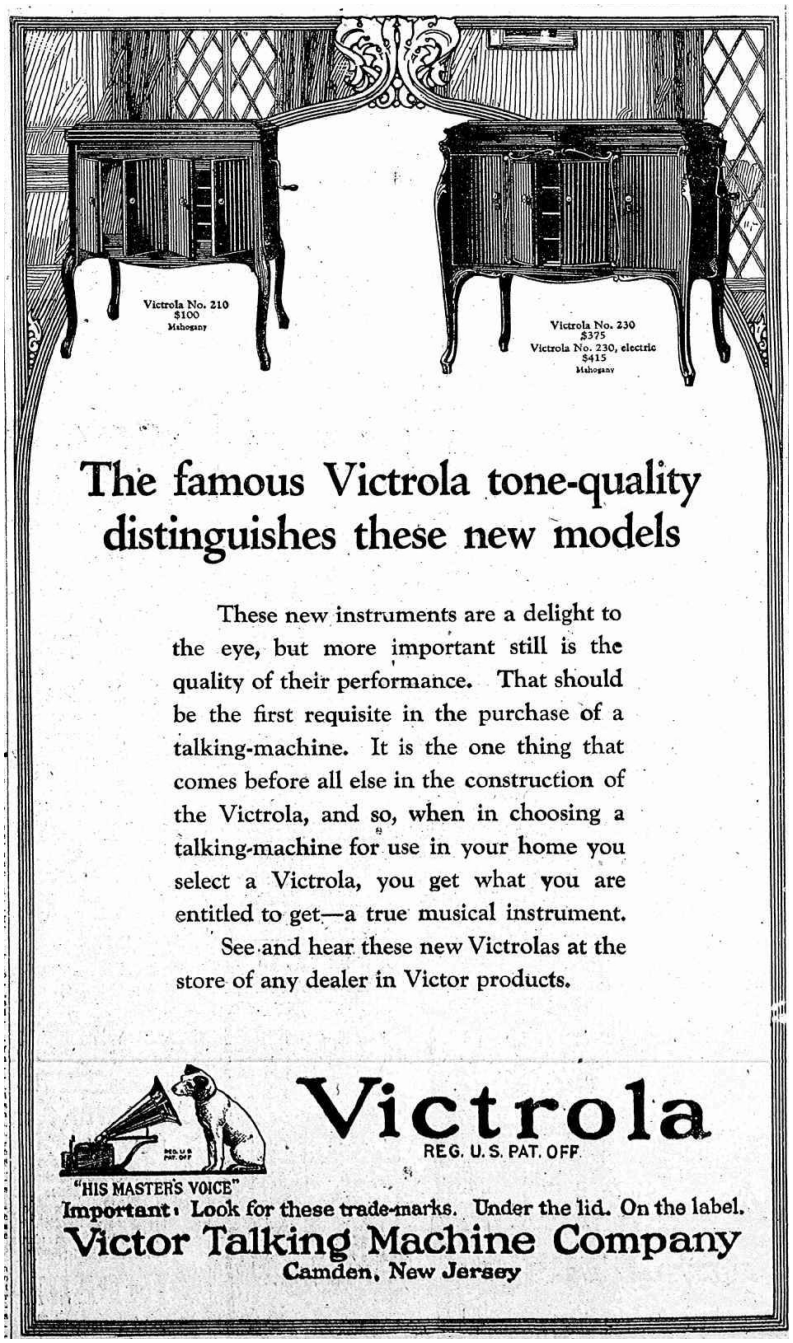

An advertisement of the Victor Talking Machine Company, calling a sound reproduction technology "a true musical instrument" of 1922.

radio used electric amplification instead of the traditional horn, as used by phonographs, to project sound. Owing to the introduction of the radio, the phonograph industry lost much of its popularity. A solution was found in using the same amplifying system for phonographs as for radio: since "the perfection of electrical sound reproduction has produced an instrument whose striking realism has given new life to that industry" (Harbord 1929, 63).

Before electric amplification, the phonograph horn was used for mechanical amplification (the horn is in fact focusing sound waves, not amplifying). Since recordings, according to the advertisements, had been already "high fidelity" from the beginning of sound reproduction,[21] even when using the horn, the company RCA Victor[22] decided to call electric amplification the "higher fidelity" system. With the introduction of electric amplification, the emphasis was no longer on the "musical instrument" (as the Victor Talking Machine Company promoted their phonograph) or on the machine as "musician" (as Berliner had advertised). The performance was not taking place in the same room anymore as the audience: "The evidence is in what you hear—a new and stunning kind of musical brilliance that almost makes you believe the performer himself is in the room" (Maraniss 1937, 10). The device itself was no longer the performer or a musical instrument itself, as was claimed in earlier years, but transmitted the performance into one's living room: the performance is happening somewhere else, and the machine reproduces a copy of this performance. Concerts of recorded music were performed in people's living rooms, often even including the same habits as during live concerts, including the distribution of programs and silence during the music (Katz 2004, 57). Due to the emphasis on the technology's ability to "copy" the reality of a musical performance perfectly, sound reproduction technology was eventually no longer perceived as a musical instrument, but as a neutral transmitter of the sound of musical instruments (Grossmann 2010, 185–192). Thus, the earlier representation of phonographs as delivering a "live" performance, just like an instrument or a performer, ultimately led to a division between sound reproducing machines and musical instruments.

Aside from the better sound quality, probably an even more important reason that sound reproduction technology came to be regarded as belonging to a category of its own was the increasing popularity of radio during the 1920s. Whereas the first transmission of regularly scheduled programs intended for reception by the general public occurred at the beginning of 1921 in the United States (Whittemore 1929, 6), by the mid-1920s more than 1000 radio stations had already been licensed (Harbord 1929, 61). The radio had a totally different

[21] For an account of the history of the idea of high fidelity see chapter 5 'The Social Genesis of Sound Fidelity' in (Sterne 2003, 215–286).

[22] This became the new name for the Victor Talking Machine Company after they were bought by RCA (Radio Corporation of America).

relationship to live performances in comparison with the gramophone. Whereas the same record could be played again and again in the intimacy of the living room, and the listener was, to a certain extent, still managing the performance by choosing starting and stopping times, the radio connected the listener to a musical performance happening somewhere else. The music heard on radio was often performed live in a studio. Even when records were played during a radio show, this was often done with a certain atmosphere of live music, such as through announcing the recording. Radio had a continuous timeline, and if you disconnected and reconnected later, you had missed part of the show. Listening to the phonograph resulted in a performance happening in your living room, but listening to the radio connected you to a performance happening somewhere else. It is probably this difference that caused the radio to become thought of as a reproduction device instead of as a musical instrument: "The aim of broadcasting is obviously truth—the life-like reproduction of the original performance" (Fitchew 1935, 889). The sound produced by the radio was not connected to the device anymore but to the location where the performance was taking place. The radio was conceptualised as connecting the listener with the performance "as an ideal of instantaneous transmission and reception, a communication without meditation" (Kahn 1994, 20).

One proof that the radio was not seen as a musical instrument may be found in several court judgements (Anonymous 1931, 1045 and Anonymous 1930, 343). In both cases, the court argues that the radio is not making any sound of its own: "a fundamental idea is contained within the definition of a musical instrument. This is the capacity of the instrument in and of itself when properly operated to produce the musical sound. A radio cannot do this. The musical instruments in the distant station, not the radio, produce and initiate the music within the definition before mentioned" (Anonymous 1930, 343).[23] Technically speaking, this is absolutely incorrect, since nothing else is making sound than the radio's loudspeaker(s). Whatever the radio is playing, the loudspeaker is the only sounding object. The seminal source of the sound, though, is, as the court states, the musical instrument in the distant station. Radio is thus most likely the invention for which, and as a result of which, the distinction between sound reproduction technology and musical instruments was instigated and established.

[23] This article also mentions that a minority does consider the radio to be a musical instrument. The article is concluded with the remark that "the radio may rise to the dignity accorded the saxophone and the jew's-harp" (Anonymous 1930, 344). The author of this article still has hope that one day the radio will develop into a musical instrument.

Musical instruments and sound reproduction technology

With the invention of sound reproduction technology, instruments were no longer alone in making "musical sound", or as Hornbostel calls it, making sound with intention. For the first time, when listening to music, one had to ask oneself whether this music was produced by a musical instrument or whether sound waves similar to the sound waves produced by a musical instrument were being reproduced by a sound reproducing device. A major change in musical performances was the disappearance of the need to have musicians performing on musical instruments in order to hear any music. New inventions, such as telephones, phonographs and radios, made it possible to listen to music everywhere, no longer demanding from the audience that they share time and place with musicians and their instruments.

As many authors agree, these new devices did change our relation to sound extensively, due to their ability to "reproduce" sound.[24] I will not give a survey of the differences in views as to what kind of changes occurred and how these were related to technology.[25] Instead, I focus here only on the alterations in musical performance and especially in our relation to musical instruments, since the introduction of microphones and loudspeakers. As I argued in chapter 1, the changes in music perception cannot be attributed only to the use of sound reproduction technology, but should be related also to changes in musical performance practice such as the *Konzertreform*. I have already discussed the difference between musical instruments and sound reproduction devices from a technical point of view: sound reproduction devices do not focus on sound creation but on reproducing sound waves. I also analysed audiences' perceptions of these new devices: they were identified as musical instruments when they were introduced, but soon developed into a new category, which we call today sound reproduction technology. In the following paragraphs I examine the difference between playing musical instruments and operating sound reproduction devices.

---

[24] Some books, which cover this subject are: *Noise: The Political Economy of Music* (Attali 1985), *Repeated Takes: A Short History of Recording and Its Effects on Music* (Chanan 1995), *Klang (ohne) Körper: Spuren und Potenziale des Körpers in der Elektronischen Musik* (Harenberg and Weissberg 2010b), *Capturing Sound: How Technology Has Changed Music* (Katz 2004) and *The Audible Past: Cultural Origins of Sound Reproduction* (Sterne 2003).

[25] A short overview of different viewpoints can be found in *The Audible Past: Cultural Origins of Sound Reproduction* (Sterne 2003, 19–20).

Semantic acts of sound creation

Agreement as to what a musical instrument is, and which devices belong to the category of sound reproduction technology, is much less ambiguous today than in the early twentieth century. To explore the differences between these categories, I take a closer look at the way musical instruments and sound reproduction technology (re)produce sound. What are the characteristic acts of sound creation accomplished by musical instruments, and are these acts absent in the application of sound reproduction technology? To answer this question, I compare the playing of two kinds of musical instruments, namely clarinet and organ, and correlate these to the operating of a CD player. I look at the means of sound creation: what types of action are needed to play the instrument and what types of sound creation acts the listener perceives.

Playing the clarinet, for example, involves adding breath to create energy for air pressure waves and moving fingers to shorten or lengthen the pipe, with the help of keys that facilitate the closing and opening of holes in it. Whereas a clarinet player still has direct contact with the sound production, since it is his or her breath causing the sound, an organ player is already further removed from the act of sound creation. The "breath" for the organ is supplied by an extra mechanism (today often controlled by electric motors; in earlier days, human-powered). By pressing just one key on the keyboard, several pipes may be simultaneously activated, the equivalent of being able to play several clarinets simultaneously with the use of just one finger. From this point of view, the physical movements of an organ player can be interpreted as more detached from the sounding result than the movements of the body of a clarinet player. Pushing the play button on a CD player, however—an action not unlike pressing a key on the organ or clarinet—generates an entire piece of music. The "breath" is supplied by electricity. Whereas the difference between playing a clarinet, an organ and a CD player, in the analysis above, seems to be nothing more than a slight modification within the same category of performance, the clarinet and organ are generally considered to be musical instruments whereas the CD player is normally seen as a machine.

The reason clarinets and organs are classified as musical instruments and CD players as machines may be the following: during the playing of a clarinet or an organ, no other acts of sound creation are perceptible than the ones caused by the movements of the performer, whereas listening to a CD will result in the perception of manifold acts of sound creation. In the case of the CD player, the intention of sound production, as Hornbostel would call it, is more clearly linked to the referential character of the sound waves themselves (that is, to the recorded musical instruments) than to the sound creation itself (which consists of the mere act of pushing the play button). I term this referential character of sound waves the "semantic" act of sound creation. When playing a CD, the musical expression which is transmitted—a defining function of musical instruments according to Tanaka—arises not from the act of pushing the play button of

the CD player but from the acts of sound creation audible in the sound waves themselves. Thus several acts of sound creation are at work. The act of pushing the play button is so weakly linked to the resulting sound, as compared to all the acts of sound creation perceptible in the audible music, that often neither the CD player nor the amplifier nor the loudspeakers will be regarded as (part of) the musical instrument.

Recognising the music through the noise

When listening to a CD player, or any other sound reproduction technology, the semantic acts of sound creation are different than the acts of sound creation (pushing the play button). To recognise the semantic acts of sound creation—which instrument is playing on the recording—sound reproduction technology itself should be "silent". If one listens to wax cylinder recordings from the end of the nineteenth century, it is almost incredible that through all the loud noise, one is able to recognise any music at all. How is it possible to distinguish between recorded sound (the semantic acts of sound creation) and the noise of the sound reproduction device itself?

What follows may seem contradictory to my previous discussion of the phonograph being regarded as a musical instrument. At the beginning of the twentieth century the phonograph was seen as being able to reproduce all musical instruments. However, by this I do not mean to suggest that those listening to a phonograph performance did not recognise that the instrument "played by the phonograph" was a violin. The identification and differentiation of which sound on the recording belongs to which musical instrument (the referential potential of the sound waves) and which sounds are added by a sound reproducing device (all the humming and noise on the recording) was already practiced very early, when sound reproduction quality was still very low. The capability of human beings to focus on the music in these recordings and to minimalise the perception of noise is a result of what is called Gestalt laws of grouping. During listening, common fate is one of the dominant grouping principles, and we therefore hear partials which frequencies move in parallel, as belonging to the same sound "cause". The cause is the vibrating object producing sound waves, such as a violin. We also tend to give these groups of partials more attention than random sound in which the frequency and amplitude of the partials do not relate to each other. As the cognitive scientist Roger Shepard mentions, these grouping laws are "'wired into' our perceptual machinery. They do not have to be learned by trial and possibly fatal error, because they generally hold in the real world" (Shepard 2001, 34). Our brain easily distinguishes between noise produced by the sound reproduction devices themselves and music created by musical instruments. With the Gestalt laws of grouping in mind, it is obvious why this happens: the music on these early recordings is melodic and rhythmic. The partials of the music are easy to distinguish from the noise on these recordings, since all these partials change together in pitch and rhythm, as opposed to the noise of the sound reproduction device.

The partials of noise do not have a particular relationship to one another, and almost no collective changes in pitch or rhythm take place. When listening to old wax cylinder recordings which have an extremely high amount of noise, it even proves difficult to try to ignore the music that is played and focus solely on the noise. To be as recognisable as possible, the music documented on these early recordings focussed not only on melody and rhythm, but also on qualities differentiating the sound produced as much as possible from the noise of the machine. Singing was especially suitable for recordings, particularly by opera singers with trained voices. Caruso's voice, for example, was regarded as very suitable for recording, remaining clearly recognisable against the noise of the needle on the surface of the record. As early as in 1902, his recordings were already considered to be "completely satisfactory", probably because "Caruso's strong tenor voice (with its baritone quality) helped to drown out the surface noise, so that even on the inadequate apparatus of the time, his records sounded rich and vibrant" (Chanan 1995, 30). The fact that already at a very early stage the phonograph was able to give the impression of a recording of a specific instrument underlines that aesthetically acceptable sound reproduction was already possible.

Electricity decouples movement and sound

For the purposes of my research I defined microphones and loudspeakers as devices used for the transformation of air pressure waves into "something else" and back. I also mentioned the importance of the introduction of electricity in sound reproduction technology, and I outline below why this transformation of sound into electricity is such an important development for the use of microphones and loudspeakers in making music. Whereas a phonograph functioned entirely without it, electricity was essential for telephones to be able to transport sound waves from one place to another. The significant difference between mechanical and electric sound reproduction technologies is this transduction into electricity, since it creates the possibility of eliciting changes in these waves between the input (the microphone) and the output (the loudspeaker). As soon as it has been converted to electricity, a recorded sound can be processed in numerous ways. Any sound characteristic can be changed in between microphone input and loudspeaker output. All mechanical sound reproduction technologies are connected to the material which stores or transports them: there is no possibility of changing the relationship between what was recorded and what is reproduced, since both sides of the process are connected to the same material.[26] This is best demonstrated by early sound reproduction technologies, such as the phonograph: the same wax roll is used for recording the sound as for reproducing it. As long as the subject of research is sound reproduction, this distinction is not

[26] Turntable techniques are related to acoustic laws: for example the so-called scratching that is achieved by moving the record back and forth. The faster the record is played, the higher and shorter this sound is.

important, because there should be as little alteration possible between the sound that comes into the microphone and the sound produced by the loudspeaker. Jonathan Sterne, for example, sees all sound reproduction technologies united in the use of transducers from sound into something else and then back to sound, whether using electricity or any other medium, such as tinfoil or wax (Sterne 2003, 22). His research focuses, however, on telephony, radio and recordings, all of which have as aim to create the least possible alteration, or at least the impression of no alteration, between the sound at the input of the sound reproduction technology and the sound at the output of that technology. My view on this topic is from the perspective of a composer, and as such, I often regard changes between input and output sound as one of the principal goals. The physical grooves of a record cannot be modified, and indeed scratching in turntablism is a technique typical for a non-electrical instrument: the sound waves are just reproduced a little bit faster, resulting in higher frequencies. But an electric current is easily modified according to other principles than mechanical laws, and musicians and composers gratefully started to use this feature.

The introduction of electricity as a sound source has been commented upon by many as one of the most influential changes in music-making which took place in the last centuries. Konrad Boehmer* goes as far as to call this the *terza prattica* (Boehmer 2004, 159), giving the introduction of what he calls "an authentic electric music"[27] the same weight as the paradigm shift from *prima prattica* to *seconda prattica* in the seventeenth century.[28] "What was previously characteristic of the breakthroughs of the *prima prattica* and the *seconda prattica* is no less valid for the historical perspectives of a *terza prattica*: there can be no new art forms without a new understanding of the world, without an understanding of a new world" (Boehmer 2004, 168). Boehmer finds the development of "an authentic electric music" as important as the introduction, more than a thousand years ago, of the notation system for music. Clearly, according to Boehmer, this new practice of electric music has not yet been fully developed.

The philosopher Peter Szendy observes that the use of electricity in music generates a totally new relationship between the music making "bodies" (seeing not only the musician him- or herself as a body, but the musical instrument as well), resulting in a totally different coupling of these bodies from what had been possible without electricity (Szendy 2002, 133). Whereas, with a mechanical musical instrument, the player needed to be within a certain proximity to the

[27] It should be mentioned here explicitly that Boehmer postulates the terza prattica as playing a completely new aesthetic and social role. Use of electricity is thus not the only criteria resulting in a piece of music being part of the terza prattica (Boehmer 2004, 165).

[28] The prima prattica, also called stile antico, is a musical practice centering around vocal polyphony with strict counterpoint. The more monodic style, using more regular rhythms as well as more (so-called) vertical harmonies is seconda prattica, also called stile moderno. The change from prima to seconda prattica during the seventeenth century has been seen as a very important shift of paradigms in music.

instrument, with electricity the instrument can be played at a distance without having to take any laws of classical mechanics into account. An organist, for example, can control organ pipes at enormous distances with the help of electricity. Various authors take the elimination of the relationship—unavoidable in earlier times—between the musician's movements and the quality of the resulting sound, due to the use of electric sound production, as a starting point for intensive research on this topic in the book *Klang (ohne) Körper* (Harenberg and Weissberg 2010a, 7). All the authors mentioned above confirm that the introduction of electricity not only changed the relationship between the musician and his or her instrument, but that the whole praxis of music became thereby something completely new.

Microphones and loudspeakers are of course important agents in all these new possibilities for music, situated as they are between the material world of air pressure waves and the virtual world of electricity. It has become increasingly rare for a piece of music not to confront the listener with microphones and loudspeakers. Most music heard these days, whether from a CD played at home, amplified instruments during a concert, or an MP3-player with earphones on the go, comes to the listener in the form of sound waves produced by one or more loudspeakers. In fact, all of the different acts of sound creation existing in music made by musical instruments are diminished to just one general action, namely the vibration of a very thin loudspeaker diaphragm. Whereas this sound production method is the same for nearly all music (excepting unamplified live music performances), the perceived acts of sound creation are rarely attributed to these thin diaphragms, but rather to the recorded or amplified instruments.

Approach 1: reproducing

Now that I have argued that a majority of music nowadays has some dependency on microphones and loudspeakers, I take a closer look at various approaches, examining the use of microphones and loudspeakers in relation to musical instruments. The first is that of reproducing music performances with the help of sound reproduction technology. I discussed most of the characteristics of this approach in chapter 1, in my analysis of the reproduction of music using microphones and loudspeakers. What is most remarkable about this approach is the premise that one general sound system, such as the common stereo loudspeaker system in a living room, is able to reproduce all music. Most importantly, in this scenario microphones and loudspeakers should act like transparent devices, adding no sound of their own, thus reproducing a musical performance with "high fidelity", as I outlined above in the discussion of the advertisements by the Victor Talking Company. Obviously this quest for high fidelity is endless, since every new invention in the realm of microphones, loudspeakers or any other aspect of sound reproduction technology has as its goal reproducing the music performance with ever higher fidelity. A performance heard through loudspeakers should not be thought of as

being produced by loudspeakers: the impression of a concert happening behind curtains is the main aim of a good recording. Especially in the case of the classical music recording industry, many recordings profess to reproduce the concert experience in the living room. There should be no significant difference in the experience of listening to a symphony by Beethoven at home through a hifi-system to that of listening to the same symphony in a concert hall performed by an orchestra. This *reproducing* approach is very common, given that a recording might be called the "normal" way to be confronted with music nowadays, replacing the live performance, as practiced before the introduction of sound reproduction technology (Gracyk 1997, 139).

Approach 2: supporting

Apart from *reproducing* already existing music performances, microphones and loudspeakers are also used in another constitutive approach: they are involved in what I term *supporting* the sound of musical instruments. Whereas sound reproduction brings music into people's living rooms, the *supporting* of musical instruments by microphones and loudspeakers happens mainly on the concert stage. The role of these devices when supporting a musical instrument might be compared to the soundboard of a piano or the corpus of a violin. The soundboard or corpus are an essential component of the instrument, and are also at the same time reliant on other parts of these instruments. The main function of the soundboard of a piano is to transmit vibrations produced by strings that have been hit by a hammer. Soundboards are not amplifying the sound, since amplification is only possible when adding energy to the vibrations. But due to the greater surface of the soundboard in comparance with strings, the vibrations will be easier transformed to air pressure waves, and thus sound. For this reason, the resulting sound will be much louder. In electric amplification not a soundboard is used, but a loudspeaker diaphragm. Since this loudspeaker is controlled by an alternating electric current, the vibrations of the diaphragm can be enlarged and real amplification of the signal is thus possible. The instrument would clearly be incomplete without the soundboard, but something would still be sounding (albeit much softer and shorter than the customary piano sound). Conversely, the soundboard alone cannot function independently; it is supporting the instrument, in this case, the piano. Based on this understanding, I define the *supporting* approach for microphones and loudspeakers as manifested, for example, in electric guitar or voice amplification: they can be considered as a supporting component of an instrument, whose core acts of sound creation are the guitar strings or vocal chords.

At the beginning of the twentieth century, when electric amplification was introduced to support musical instruments, microphones and loudspeakers were not yet seen as adding any sonic characteristics to the instruments they were amplifying. The main aim for using microphones and loudspeakers on stage seems to have been the creation of musical instruments able to

produce sound at higher volumes. This was needed since audiences had grown larger, and thus became more noisy, and performances took place in larger halls (McSwain 2002, 189). This was part of a development already going on since the beginning of the nineteenth century. Many new inventions in acoustic instrument design were introduced during that period in order to make instruments louder. A good example is the metal frame of a grand piano, making it possible to greatly increase string tension and, therefore, to produce more volume. In this quest for louder musical instruments, amplification of sound with the help of electricity was introduced at the beginning of the twentieth century. As John J. Comer* states in his patent of 1910, his invention is designed as "the receiver of an instrument for reproducing or transmitting musical vibrations" (Comer 1910, 1). What Comer calls a receiver is nothing other than an early loudspeaker. The name "receiver" is derived from the receiver of a telephone, the part through which one hears the voice of the other person. Comer further argues that this receiver "has for its object to produce sounds of greater volume and of purer and truer tone than heretofore" (Comer 1910, 2). Comer mentions that the sound of the instrument changes to what he calls "a purer and truer tone"). Instead of regarding this as an alienation of the main instrument, Comer regarded the amplified guitar as even closer to the "true" instrument than the unamplified version. As was described in many patents as late as the 1930s, the sound of the amplified instrument would be the same as the sound of the unamplified instrument. The only difference would be a louder volume (McSwain 2002, 193). This technological addition did not have as its aim that of changing the character of the original instrument. The developments in music, such as, for example, the highly modified construction of an electric guitar as compared to an acoustic guitar, or the different singing techniques developed as a result of voice amplification, clearly reveal that this technology had much more impact than solely that of increasing the volume of already existing musical instruments.

Transparent technology

The idea of only changing the volume of the instruments by amplification, without changing anything else (for example the tone colour of the instrument or the spatialisation of the sound), can be seen as corresponding to the idea of the reproduction of a concert in the living room, since here, again, the microphone, amplifier, and loudspeaker should be transparent and remain "inaudible". Exemplifying this, in audio-engineering circles a perfect amplifier—that is one that distorts the electrical signal not at all—is commonly called "a straight wire with gain".

When I speak about transparent and inaudible microphones and loudspeakers in the reproducing and supporting approach, I must underline that I am not referring to technical possibilities, but about how the technology is perceived or even the cultural consensus of how it should be perceived (which means, in this case, that the technology should not be perceived at

all). The music should sound as if produced by a human body interacting with a musical instrument, not with technology. Already this distinction between technology and musical instrument reveals the complication of this division, because is not every musical instrument a technological construction itself? Innovations in musical instrument design are often contemporaneous with technological developments occurring in fields not related to musical practice at all. The knowledge contributing to the development of valves for trumpets and horns, as well as gear, cranks and levers for timpani was transferred from technologies unconnected to music (Bowles 1999, no page numbers). A piano is built through the application of an enormous amount of technology and "is a machine. That may not be the first word that comes to mind to define the instrument, but is perhaps the most inclusive […]. A machine accomplishes work, that is, it applies energy to some end. The piano's energy produces musical sound vibrations" (Good 2001, 2).

The idea of an "inaudible" technology is older, however, than sound reproduction technology. The technology of an instrument, such as the operation of the valves, keys and pedals, should also be inaudible. The movements of the keys and pedals of, for example, a grand piano should as a rule not be heard during a conventional piano performance. The same can be said about the supporting role of microphones and loudspeakers: hearing a singer amplified through microphones, amplifier and loudspeaker rarely results in the audience perceiving a musical instrument consisting of singer, microphone, amplifier and loudspeaker. The main perception will remain that of somebody singing, whatever other technology is added to the voice. Of course the sound produced here is a result of the incorporation of all elements involved: the voice of the singer, the microphone, the amplifier, the loudspeaker and even the performance space. The sound produced is affected by a combination of all of these elements, but the semantic acts of sound creation are associated with only the singer.

New technology but conventional musical instruments

In both approaches, the concept of *reproducing* and *supporting* what a musical instrument does or its role in creating music, does not change as a result of the introduction of microphones and loudspeakers. These devices function simply as a new addition to an existing musical instrument. The additions might be seen as modifications of the instrument, just as the change from wooden frame to metal frame in grand pianos also changed the instrument's volume and timbre, however, the instrument remained a piano.

Within the concept of the *supporting* approach, I include those loudspeakers used in instruments invented during the 1920s (such as the theremin, trautonium and ondes Martenot), although they are a special case. These new instruments all use electricity to produce sound. The use of

loudspeakers was essential, since only thus could the sounds become audible. Unlike voice or guitar amplification, the loudspeakers are an indispensable part of the musical instrument itself. Instruments like the theremin were the first ones which needed a loudspeaker in order to be able to produce sound at all. In the realm of sound production, these instruments were important inventions, making audible sound entirely with electronics. Sometimes the design of the loudspeakers used, for example the three loudspeakers of the ondes Martenot, reveals that the loudspeaker was seen as the sound producer for these instruments and not as a neutral transducer from electrical signal to air pressure waves. Of the three loudspeakers of the ondes Martenot, one is prepared with a metal plate (called *métalique),* a second with sympathetic strings (*palme*), and the main loudspeaker contains some metal springs usable for reverb (*résonance*) besides a plain loudspeaker (*principal*) (Cramer 2008, 142). These objects resonate due to the air pressure waves produced by the loudspeaker diaphragm and, so doing, create additional sounds. The ondes Martenot loudspeakers are remarkable for their individual design. Another remarkable invention in this realm is the Leslie tone cabinet, using rotating loudspeakers and designed for emitting the sound generated with a Hammond organ (Limina 2002, 15–17).

The aim of the inventors of these new instruments using new technology was to prove that their inventions were equal to conventional musical instruments. The idea of what an instrument is did not change at all as a result of these new inventions; quite the contrary. A good example is the introduction of the theremin. To prove that the theremin is efficient in transmitting the performer's musical expression—coming back once more to Tanaka's definition (Tanaka 2000, 389)—just as the violin or violoncello are, pieces written for those older instruments have been played on the theremin. A talented violin player, Clara Rockmore, met Lev Termen, the inventor of the instrument, in the 1930s, and learned to play the theremin, performing well-known pieces, by Tchaikovsky and Saint-Saëns, originally composed for violin or violoncello (Cramer 2008, 134–135). With these compositions an immediate comparison could be made by the audience, since they already knew this standard classical music repertoire. An account of the first concert of a chamber orchestra of theremins at the Carnegie Hall in 1932 mentions the performance of popular pieces like *Aase's Death* (1875) by Edvard Grieg and the prelude of Richard Wagner's *Lohengrin* (1850). This was seen (or better said heard) as a proof that a performer could still perform the well-known music repertoire in the same expressive way on the new instrument. This "foreshadows a new era in which electrical musical instruments will take their place beside such time honoured instruments as the violin and the piano" (Anonymous 1932, no page numbers). The theremin was presented as an instrument that was as "musical" as all other existing instruments. Although "the audience was keenly interested in the new timbres and acoustical effects obtained" by these new instruments (Anonymous 1932, no page numbers), they did only hear music that was more than 50 years old.

The three different loudspeakers of the ondes Martenot: the *palme* is placed upon the *principal/ résonance*., the *métalique* is at the right.

Nonetheless some advantages compared to conventional musical instruments were remarked as well. By comparing the quality of loudspeakers as sound producers with conventional instruments, it was mentioned, for example, that "the surface of sound-emission from the speaking-cabinet and therefore its carrying power is more circumscribed than that of the Pipe Organ; but there is compensation in the fact that these speaking-cabinets[29] may be placed in the building where you will and as many as you will" (Galpin 1937, 81). The possibilities of the multiplication of sound sources as well as the loss of the constraint that sound is bound to the place where it is shaped were explored in-depth by composers and musicians in the second half of the twentieth century, as I will deal with in chapter four.

[29] The term "speaking-cabinet" as well as "sound-cabinet" is used by Galpin in this article as a synonym for "loud-speaker".

Reproducing versus supporting

Although the idea of transparent technology is similar in both *reproducing* and *supporting*, my reason to divide this into two different approaches is that microphones and loudspeakers are treated quite differently. For *supporting*, both microphones and loudspeakers are part of the instrument. Instruments often have their own loudspeaker (think of electric guitar amplifying systems), which results in at least as many loudspeakers on stage as there are instrumentalists. The loudspeaker is placed close to the sound-shaping component of the instrument, so that the sound comes from the same location as the instrument. Loudspeakers designed for *supporting* the sound of musical instruments do not respond as linearly as possible to all frequencies, but are tailored to respond in certain ways with certain frequencies. So-called guitar amplifiers are often a combination of an amplifier and several loudspeakers, designed to produce a specific sound. As careful as a player is in choosing the guitar, an amplifier is chosen as well due to its sound characteristics. Microphone use falling within the *supporting* approach category is also often adapted for the instrument: when used for support, they are often built into the instrument, as is the case with the pick-up for the electric guitar, for example. Instrumentalists and singers often have preferred microphones for amplification, chosen for the sound colour they add. In addition, the movements that singers make when using a microphone—closer or further from the mouth—could be analysed as an instrumental playing technique. Not only the level of amplification varies due to these changes in distance between mouth and microphone, but the sound colour does as well, depending on the characteristics of the microphone.

Contrary to the use of loudspeakers in the *supporting* approach, in the *reproducing* approach the loudspeaker systems should not be specialised for reproducing specific sounds, but be as flexible as possible, and ideally able to reproduce all kind of sounds at uniformly high quality. Identical loudspeakers might be used for reproducing instrumental settings as divergent as piano solo, jazz combo, pop band, or even an entire symphony orchestra. All this music can be listened to through the same loudspeaker pair in the living room. Even if the system is modified by changing to a 5.1 audio system, for example, the main approach remains: all music is listened to through one kind of loudspeaker set-up; no changes are required for different musical styles or instrument combinations. What these loudspeakers reproduce is a so-called phantom image of the musical performance, the "screen" on which sound is projected. In between the loudspeakers phantom sound sources[30] are placed: for example, a violin on the left and a violoncello on the right, whereas the viola sounds more towards the middle. To produce recordings whereby all kinds of music become playable through just one system, many different microphones are needed. The universal method found in the loudspeaker set-up for the *reproducing* approach is

[30] These sound sources are called phantom, as there are no real sound sources in between both loudspeakers. The sound seems to come from a certain direction, but this effect is in fact due to the mix of sound radiated by both loudspeakers.

not applicable to the use of microphones in this approach. The microphones are not part of the instrument, as they might be considered when used for the *supporting* approach, but their function could better be compared with that of an ear for each specific instrument. The sound of every single instrument is picked up by these "ears", often by using at least one microphone per instrument, and the microphone is chosen due to its specific characteristics and suitability for a particular instrument. Microphones are not only used specifically for certain instruments, but often some of them are also used for obtaining a so-called stereo image, an overview of the acoustic information of the performance. These microphones will produce phantom images of the recorded instruments in between the loudspeakers. The final recording is a mixdown of all these different, highly specialised "ears", reproduced on a universal loudspeaker system (Bartlett and Bartlett 2002).

Alterations in music due to sound reproduction technology

The *reproducing* and *supporting* approaches are both models for the possible relationships between microphones and loudspeakers, and musical instruments. The recording, intended as a reproduction of a concert experience, soon became an art form in itself. With continual attempts to create the perfect concert recording or transmission, better than one would ever be able to enjoy during a real concert, using all possibilities of the new technologies, the recording becomes a new way of perceiving music instead of a reproduction of a concert experience (Thompson 1995, 160). Attending a concert in your own living room becomes the ideal experience. What was meant to be a copy of a real experience has become superreal. Recordings are produced by combining many different fragments of several performances, so-called "takes". Even in alleged live recordings, various live takes are combined, and often the result is a performance that would not have been possible in a live concert situation. Mistakes can, for example, be cut out of a recording, resulting in an ideal interpretation of the piece. As Hans-Joachim Braun states: "improved sound reproduction technology has rather increased the difference between sound recording and sound reproduction than diminished it" (Braun 2002, 22).[31]

The same proves true in the case of the *supporting* approach. The development from acoustic to electric guitar is probably one of the best examples of how utilising amplification to support the sound of an instrument resulted in a completely new instrument (McSwain 2002). Another good

[31] As some argue, due to the "perfect" interpretations on recordings, concerts themselves have changed as well. It is no longer desirable for interpretation to contain spontaneous elements anymore, since the audience must recognise the piece according to the recording, which they had heard at home. "The reason that this streamlined performance comes to replace interpretation and its elements of spontaneity is precisely to ensure that the concert performance shall indeed be a copy of the record, and the concert-goer will not be disappointed" (Chanan 1995, 118).

example is the human voice. With the use of microphones on stage, the possibilities for singing were transformed, as I mentioned earlier. Singers no longer needed special singing techniques in order to fill a whole opera house. Speaking or even whispering could be utilised as elements of a voice performance. The practice of singing, therefore, changed enormously (for a more general discussion of this subject, see (Penman 2002) and (Lockheart 2003)).

Although numerous instruments changed owing to the introduction of microphones and loudspeakers, the *reproducing* and *supporting* approaches of microphone and loudspeaker use did not have a significant impact on the role of musical instruments in music. In fact, they even bolstered the conventional idea that music needs instruments and, in a certain sense, it even narrowed down the concept of what music and musical instruments could be. Recorded instruments often had to sound as closely as possible to the real musical instrument. The use of microphones and loudspeakers in music, and sound reproduction technology in general, was not developed in the first place to transform music, but rather to make music available to more people, especially in the private sphere of the living room (Freire and Palombini 2003, 67). The philosopher Theodor W. Adorno writes about the phonograph in his text *The Form of the Phonograph Record*: "The phonograph record is not good for much more than reproducing and storing a music deprived of its best dimension, a music, namely, that was already in existence before the phonograph record and is not significantly altered by it. There has been no development of phonographic composers" (Adorno 1990, 57). It is indeed remarkable that there was nearly no music developed especially for the phonograph or for the radio during the 1920s and 1930s, although many proposed this (see (Swainson 1931, 396) (Raven-Hart 1930, 138–139) and (Freire and Palombini 2003, 68)). The *Grammophonmusik*, composed by Paul Hindemith around the 1930s in Berlin, was an exception.[32] It was only after World War II that people such as Pierre Schaeffer* would compose with the use of gramophone records. An entire DJ and turntablist culture would emerge during the second half of the twentieth century, and working with reproduced music in general (often in the form of what is called "sampling" nowadays) would become a common phenomenon. I do think, though, that the fact that hardly any music was composed for the new sound devices, such as phonographs and radios, during the 1930s is another reason that these devices came to be considered less and less as belonging to the realm of musical instruments. Alterations in music composition itself, as related to the invention of sound reproduction technology, mainly commenced after World War II. The last two approaches I will discuss both did engender change in the relationship between musical instruments and music, in contrast to the *reproducing* and *supporting* approach.

[32] Paul Hindemith wrote a handful of pieces especially for the gramophone in 1930, but these initiatives never became more than random experiments (Katz 2004, 99–112).

Approach 3: generating

Around the 1950s, a new aesthetic attitude toward the use of microphones and loudspeakers in musical creation came into existence. The main aim of this approach was no longer to use microphones and loudspeakers simply for *reproducing* or *supporting* conventional musical instruments. On the contrary, this time the principal question was: what kind of music can only be heard or come into being through loudspeakers? What if an electrical signal, and no longer the movements of performers upon instruments, is taken as the starting point for sound?

The possibilities of new sound reproduction devices were regarded as promising for composers already before the Second World War. Many artists had been searching for new sounds during the first half of the twentieth century. They were looking for new material in music—not new as regards pitch or rhythm, but new in the realm of timbre. Composers as disparate as Kurt Weill and Edgard Varèse asked for a music that took into account the possibility of producing new sounds with the newly invented devices. Varèse wanted to have "a sound-*producing* machine instead of a sound-*reproducing* one" (cited in: (Freire and Palombini 2003, 68)), and Weill imagined "a host of new, unheard sounds that the microphone could produce in artificial ways if sound waves were raised or lowered, superimposed or interwoven, faded out or born anew" (cited in: (Freire and Palombini 2003, 69)).

Conventional musical instruments were no longer of any use in music invented with these new devices, as is described by Dorothy Swainson: "[Composers, CvE] may be able to eliminate interpreters altogether and write their music with a graving tool directly on to the wax with mathematical precision and certainty of obtaining the desired result regardless of whether their conception is producible on any known musical instruments or not" (Swainson 1931, 396). This idea relates to Riemann's idea that musical instruments are a mere means of transportation for musical ideas. Riemann and Swainson both see instruments as possible disruptions of the ideas of composers. Without needing musical instruments, the composer should be able to literally design, or sculpt, the sound he or she hears in his or her inner world. Konrad Boehmer claims that for an authentic electric music, "an uncoupling from the idea of an 'instrument'" (Boehmer 2004, 161) is needed.

This idea of creating music which no longer has any connection to existing musical instruments forms the third approach, which I term *generating*. The sound is produced by the loudspeakers and could not exist without them. A musical instrument is not present at all in this music. Whereas the sound of electronic instruments, such as the theremin, also need a loudspeaker to become audible, the difference lies not in the method of sound production, which may be the same (both are produced electronically) but rather in the acts of sound creation, which diverge.

The theremin is clearly a musical instrument, since the movements of the performer in order to control the sound are also audible (and of course visible as well) in the sounding result.

Whereas the examples of the *generating* approach are very rare before the Second World War, this approach began to flourish at the end of the 1940s and the beginning of the 1950s. Dick Raaijmakers* points out, that the composer has become a non-instrument-bound sound organiser,[33] a function which simply did not exist before. Conventionally, the instrument maker was inventing new instruments and therefore dealing with the relationship between music and technology. After the Second World War the composers themselves started to work with autonomous electronic sound (Raaijmakers 1990, 8-9). Karlheinz Stockhausen* was one of these composers, advocating new paths for music during the 1950s and claiming that composers should compose their own sounds instead of composing for sounds produced by already existing musical instruments. Stockhausen wanted to free music of what he calls the "dictatorship of the material" (Stockhausen 2004, 371), which was, for him, the sound of conventional instruments. In his eyes, compositions for piano, violin or clarinet could never be entirely new, invented from scratch, by the composer, since the timbre is predefined by these instruments. Timbre should become composable as well.

In his compositional technique, Stockhausen searched for a method to integrate "all the characteristics of the material into one uniform musical organization" (Stockhausen 2004, 372). According to him, characteristics of the material are pitch, loudness, duration and timbre. He aimed to use the same principle of organisation for all these characteristics. In applying serial composition techniques, the pitch and loudness of sounds could be organised rather easily in this way, but as long as one was composing with conventional musical instruments, this remained impossible with timbre. Pitch and loudness can be given a place in a hierarchy, from low to high and from soft to loud as well as scaled into all kind of divisions, by using, for example, microtonal distances. This, however, does not work for instrumental timbre, since a hierarchical arrangement cannot be effected within this domain, nor can an equal division of different timbres be devised. When considering timbre, there is no physically measurable equivalent of high and low or soft to loud: you cannot order the timbres of a piano, a violin and a clarinet in a mathematically meaningful row. But composers such as Stockhausen "wanted absolutely pure, controllable sounds without the subjective emotional influence of 'interpreters'" (Toop 1979, 380).

To compose timbre instead of relying on the timbre of conventional musical instruments, is possible if timbre is considered to be an addition of several pitches. To conceptualise a means of creating these fully-controllable sounds, I therefore take a brief look at one model for analysing

[33] My translation of "niet-instrument-gebonden klankorganisator".

and reproducing timbre. The sound of an instrument is dependent on its physical material and the way this material is brought into vibration. The material reacts to the energy input by vibrating. Specific patterns of vibrating create the so-called timbre or sound colour of the instrument. These vibrations of the material give rise to sound waves in the air. At the beginning of the nineteenth century, the mathematician and physicist Jean-Baptiste Fourier proved that every wave could be represented by a combination of a multitude of single-frequency waves, called sine waves. These single frequencies are what are normally called the partials of the frequency spectrum of a sound. This spectrum is changing over time, and so is the representation by sine waves. This model is important for composers interested in generating sound waves to be produced by loudspeakers, since it allows for the possibility to create complex sound waves from scratch.

A pure sine tone cannot be produced by any conventional musical instrument, since the physical material of the instrument vibrates with more than one single frequency.[34] With the invention of transducers for converting electricity into air pressure waves, an electric sine wave generator could be made audible through a loudspeaker, since a loudspeaker is generally designed to add the least possible of its "own" sound to the sound wave as represented by the electrical signal that drives the loudspeaker-coil's movements. When the loudspeaker is driven by an electrical signal in the form of a sine wave, the sound emitted by the loudspeaker will itself be very close to a sine wave. By adding together many sine tones, composers could have full control over the spectrum of the sound. This aggregation of sine tones became a very common technique in electronic music, and is usually described as additive synthesis. All manner of combinations unavailable in the frequency spectra of musical instruments could be tried out and, at least in theory, composers could entirely compose their own sounds.

Dead tones: music without movement

Conceptually, Stockhausen was strongly influenced by Karel Goeyvaerts*. As the musicologist Richard Toop argues, it was not Stockhausen who initiated the idea of composing sounds using sine tones, but Goeyvaerts, with whom Stockhausen had an intense correspondence during the early 1950s (Toop 1979, 386). Goeyvaerts produced several electronic compositions during this time. One of these pieces can be understood as revealing the core idea behind the *generating* approach: a music without any musicians should be made without any movements, even excluding the movements of tape. In Goeyvaerts' *compositie nr 4 met dode tonen*, the music is generated from nowhere. This piece exists only as a score, since it is a conceptual idea that

[34] The vibrations of tuning forks come quite close to producing a sine wave, as I will demonstrate in the next chapter.

cannot be transformed into sound.[35] Goeyvaerts had the idea of composing a music for what he called "dead tones". To compose dead tones, he imagined the following procedure: sine tones should be recorded while the tape recorder was in pause position. These sine tones should thus be recorded without any movement at all: even the tape machine should not move. The music would therefore be outside of time (Toop 1979, 387–388). The realisation of this composition is technically impossible, since sound is always happening in time: the perception of sound is a result of changing air pressure waves. These pressure waves are movements of air, and movement can only happen when one of the parameters is time.

We hear sound when air pressure waves, created by vibrating material, impact the membranes of our ears. These movements are all essential for the production and reception of sound. It is not possible to create sounding music without any movement, as Goeyvaerts' composition proves, but it is possible to create music without a performer and without musical instruments. Dick Raaijmakers* describes a goal of composing in terms of the *generating* approach: "to produce sounds that are by all means totally independent of any behaviour whatsoever of objects in nature" (Raaijmakers 2007, 435).[36] What must be avoided in this music is not all movement, but the inclusion of recognisable acts of sound creation. In the *generating* approach, semantic acts of sound creation should disappear. All articulation and timbre that reminds the listener of the cause of the sound should be erased. This is the material of the vibrating objects as well as the movements causing these objects to vibrate: a soft knock on a wooden object sounds completely different from a loud knock on the same object. As Stockhausen states:

> In general, one can already recognize a first criterion of quality in an electronic composition in the extent to which it is kept free of all instrumental or other sound associations. Such associations distract the listener's mind from the autonomy of each sound world presented to him, because he is reminded of bells, organs, birds or water-taps. […] Electronic music sounds best only as electronic music, which is to say that it includes as far as possible only sounds and sound relationships that are unique and free of associations, and that make us believe that we have never heard them before (Stockhausen 2004, 374).

Creating sounds without any association proved to be much more difficult, however, than developing a theory about them. But as was already the case with *reproducing* and *supporting*,

---

[35] "Met dode tonen" is Dutch for "with dead tones". *Compositie nr. 4 met dode tonen* is an unrealised score of electronic music (Cross 1968, 53), since the idea is technically not realisable. During the 1970s, Goeyvaerts realised a modified version of this piece in the IPEM studio in Ghent, subsequently recorded on compact disc (D'Action 2008).

[36] My translation of "geluiden maken die uiteraard volledig los staan van welke gedragingen van objecten in de natuur dan ook" (Raaijmakers 2007, 435).

the same can be said here: the notional core of the approach is important, not the resulting product itself, which is, in this case, a practical realisation of a utopian idea.

Although in electro-acoustic music history Pierre Schaeffer* is often seen as the opponent of the ideas of the Cologne school, as concerns his view on musical instruments, he displays a very similar approach to that of Goeyvaerts and Stockhausen. Like these two composers, Schaeffer is also interested in creating a music that exists as pure sound only, without any references to musical instruments or other sound sources. Schaeffer developed his theory during the 1950s and 1960s. As a result of the invention of sound reproduction technologies, almost all sounds became available inside the concert hall. Schaeffer searched for a way to use any sound "purely for its own sake" as an "objet sonore", without associations to the source or to the meaning of the sound, as with spoken language (Schaeffer 2005, 65). He found a solution by cutting sounds into very short fragments. He cut the recorded sound at any point where a break in energy output occurred, a technique he termed "stress-articulation". The cause and meaning of the original sound becomes, in this way, unrecognisable. Recorded sounds originally produced by, for example, cars, an orchestra, a bird, or a human voice are all brought to the same level of "objet sonore" in this way. Compiling these different sounds into more extensive formations creates what Schaeffer calls "objets musicales", which then form the main elements of a composition.

The *generating* approach regards sound as the only component of music. Furthermore, the sounds that Goeyvaerts, Stockhausen and Schaeffer composed needed to be devoid of reference to the cause of the sound. A significant contrast in the music created in this manner, compared with that accomplished by the *reproducing* and *supporting* approach, is that in this case there is no sound at all without a loudspeaker. The music does not exist until the sound leaves the loudspeaker, contrary to the *reproducing* and *supporting* approach, in which case the music already exists before it leaves the loudspeakers, even before it enters the microphone. What is probably the most significant difference between these two first approaches and the *generating* approach is that for the first time in history, music was heard without the use of a musical instrument. Only the sound radiated by the loudspeaker came into existence, and what shaped the electrical signal that drove the loudspeaker became irrelevant. Whether it was air pressure waves caused by a physical object and picked up by a microphone or an electrical signal shaped

by an electric circuitry is unimportant, since the semantic acts of sound creation should not be recognisable in this music.[37]

Approach 4: interaction

In all three approaches explored up to now, the role of the microphones and loudspeakers is either to *reproduce* or *support* the interaction between musician and musical instrument, or, in the case of *generating*, to avoid anything similar to this kind of interaction. In all three approaches, however, microphones and loudspeakers are definitely not considered to be the musical instruments with which to interact. In the context of these three approaches, an object is identified as an instrument according to the recognisability of the interactions between performer and instrument, which result in musical sound. As the *generating* approach showed us, as soon as these interactions are no longer perceivable, a music without musical instruments can be generated. The opposite can probably also be contended: as soon as we perceive musical interactions between a performer and an object, we will perceive this object as a musical instrument. This *interaction* between performer and object is the fourth approach towards microphones and loudspeakers.

Resonance and resistance

To draw a conclusion from the previous paragraph, one could say that in order for microphones and loudspeakers themselves to be transformed into musical instruments, an interaction between these devices and performers must take place, with the intention to produce music. To come to a clearer idea of what kind of interaction I need to look for, I briefly investigate the interaction between what I call "conventional" musical instruments (such as violins and pianos) and their players.

Musical instruments are a vital part of music making and their characteristics have been developed and are co-created with the practice of which they form a part. The instrument reacts to the input of the musician. Regarding the relationship between players and conventional

[37] The *generating* approach includes many different ways of producing sound. It is out of the scope of my research to mention the different possibilities of sound production, but I would like to make one important differentiation. Electronic sounds can be generated and processed (whether their starting point is as air waves picked up by microphones or as electrical signals) in an analogue or in a digital form. The main difference between these two is that analogue synthesis still needs a specific "instrument" or "device" to produce a certain sound, whereas in digital technology there is no specific material set-up needed anymore. A computer can generate all kind of sounds, while using the same bytes (Weissberg 2010, 174).

musical instruments, a musical instrument, as with all other instruments, is often seen as an extension of the human body (Pelinski 2005). The instrument accomplishes a task initiated by the human body. The result of this task is sound to be heard by human beings. This sound comes into being owing to the vibration of a material, which generates air pressure waves. This material vibrates because energy is applied to it, which is largely mechanical energy, applied to the instrument by hitting it, submitting it to air pressure, or through other forms of friction, such as bowing. Often this energy comes from a human body, but it may also be supplied by machines (for example, air pumps in organs) or by nature (the wind in aeolian harps). It is obvious that this supply of energy is applied with an expected result. The musician hits, blows or strokes the instrument in a specific way, with the expectation of producing a certain sound.

I call this immediate connection between the body of the musician and the body of the instrument the "resonance" between them. The body of the musician excites the body of the instrument, which will resonate as a result of this excitation. His or her musical ideas become to sound through the body of the instrument. The musician needs the instrument to make the music sound and, at the same time, the instrument cannot sound without the body of the musician. Due to this close connection of both bodies, musicians often appear to be one with their instrument. Their musical ideas, what is happening in their minds, seem to be immediately expressed by the instrument.

This immediate connection between musician and musical instrument, as if the instrument is obeying all the wishes of the musician, is of course an illusion. Although, during a performance, the instrument might be perceived as being an extension of the body of the performer, this is the result of a long process. The performer has been communicating with the instrument for a long while—commonly called "practicing the instrument"—and has therefore learned how the instrument reacts to his or her actions. Every communication is mediated, since it is a transfer of content from oneself to another. And even prior to any expression, the idea has already been influenced by the instrument on which it will be played. The instrument forms the idea in the mind of the musician. As soon as a musical idea is played on an instrument, one will never be able to hear only the idea without the influence of the musical instrument. The instrument cannot be a neutral mediator, since one cannot subtract the instrument and retain the music. I would therefore say that the relation between musician and instrument is not only characterised by "resonance" but also by "resistance": the instrument does not always react to the actions of the musician in the intended way. The impossibility of playing every musical idea on every instrument is in fact an essential characteristic of a musical instrument. It is not endless possibilities but rather the finiteness of these possibilities which render an instrument fruitful for music-making: "But a musical instrument is no mere means: it does not disappear in its use. The musical instrument remains opaque and one does not know how it will respond to a given gesture" (Evens 2005, 83). Clearly, this position is the antithesis to what was claimed by

Riemann, who saw a musical instrument as a mere means for transplanting the ideas of a composer into the heads of the audience.

Whereas playing a glissando on a trombone is relatively easy, a true glissando is impossible to play on the piano. Musical instruments resist the realisation of many musical ideas, even when played by a skilled musician. The possibilities of musical instruments have borders, and although these borders may be extendable, they cannot be dissolved completely. The musician often explores these borders: "The instrument resists the creative impulse, pushes back against the musician, problematising her desire and forcing her to make tactical manoeuvres, right there where the music is happening" (Evens 2005, 162).

The development of most instruments can be seen as a process: the *interaction* between a musician and an instrument results in either discovering new playing (*interacting*) techniques or in changing the musical instrument itself. Looking at the three approaches mentioned above—*reproducing*, *supporting* and *generating*—microphones and loudspeakers have not been developed as the result of any form of *interaction* between them and musicians. For the *reproducing*, *supporting* and *generating* approach, the most desirable feature of microphones and loudspeakers is to display the least resistance possible: they should never be heard creating semantic acts of sound production. Not having any resistance at all, being just a transparent device open to all sounds, would mean that they cannot be considered a musical instrument.

Transforming objects into musical instruments

Now that I have analysed the *interaction* between a conventional instrument and its performer, I will look briefly at a possible interaction between a performer and a non-musical object. Objects that are normally not considered to be musical instruments must be brought by the artist into the realm of musical instruments. Pushing a CD player's play button in the customary way is not regarded as an interaction between performer and musical instrument. But one might imagine a piece of music in which this interaction becomes essential and in that case, the CD player would become a musical instrument. Imagine a piece of music in which the performer is not only pushing the play button of the CD player on and off but is also choosing different tracks and using the fast forward button. And we do not have to only imagine this, since there are plenty of examples that demonstrate the use of a CD player and CDs as musical instruments, such as, for example, *Music for Two CD Players* (1986) by Yasunao Tone (see (Straebel 2009, 25–28) and (Kelly 2009, 210-283) for a general overview on compositions for CDs and CD-players).

Using these kinds of musical interactions, objects can be transformed into musical instruments. The necessary treatment in order for these objects to be perceived as instruments would be to

interact with them in such a way that results in music. It is in this way that all kinds of non-musical instrument objects (turntables, radios, laptops, spoons, bikes and wine glasses) can be transformed into musical instruments. I will explore different kinds of *interactions* between performers and microphones and loudspeakers further in chapter 4.

Finding the resonance and resistance of microphones and loudspeakers

As I pointed out in my analysis above, these four approaches towards the use of microphones and loudspeakers (*reproducing*, *supporting*, *generating* and *interacting*) should be regarded as theoretical models and not as fully realisable or realised practices. Truly transparent uses of microphones and loudspeakers—as is the ideal in the *reproducing*, *supporting* and *generating* approach—do not exist. "The technology of music production, recording and reproduction […] operates in a metaphorical world, one that is parallel but not equivalent to human experience" (Poss 1998, 46). As soon as these models are applied in practice, they will deviate from these ideal claims, as I highlighted when describing the changes in singing and the construction of the electric guitar. The unattainable aspects of these approaches lead to new ways of exploring music, however, and are therefore valuable as well. Instead of focusing on the transparent aspect of microphones and loudspeakers as do the other three, the fourth approach of *interacting* focuses on the opaque character of the musical instrument. The emphasis is on microphones and loudspeakers and their own innate possibilities of *interactive* sound creation.

Although built to transmit the vibrations produced by other objects, microphones and loudspeakers are themselves made from physical material. To discover their qualities as musical instruments, I need to force them to make their own material perceptible and discover the resonance and resistance that arise when *interacting* with this material. The sound should be shaped by the physical presence of the microphones and loudspeakers themselves. Microphones and loudspeakers should take over the semantic aspect of the sound production instead of remaining as transparent as possible. In the next chapter I will investigate the sound that can be produced through approaching microphones and loudspeakers as musical instruments and how microphones and loudspeakers "lost" their own sound and became "transparent" devices. What kind of *interaction* might possibly take place between the performer and the instrument "microphone-loudspeaker" will be the question explored in chapter 4.

3 The sound of microphones and loudspeakers

Transparent devices made audible

Microphones and loudspeakers are often perceived as transparent devices able to reproduce any sound. In other words, the devices themselves should not be "audible" to the perceiver. When listening to music through loudspeakers, the listener should have the impression of being immediately connected with the musical performance taking place, or which has taken place, in front of the microphone, as is the case with the *reproducing* and *supporting* approach; or the music only comes into existence upon leaving the loudspeaker, as with the *generating* approach. What happens when the music in front of the microphone and coming out of the loudspeaker is taken away, so that only the sounds found between microphone and loudspeaker remain, is what I search for in this chapter. I wish to discover what kind of sound can be produced by microphone and loudspeaker in themselves, with the least possible influence from sounds derived from conventional musical instruments or signal processing, for example. This investigation brings me back to the beginning of the nineteenth century, where I examine several ideas and devices which have played a role in the development of sound reproduction technology, as well as electric musical instruments developed during the nineteenth and the beginning of the twentieth century.

Acoustic feedback

The microphone is a silent device, not producing sound but picking up vibrations with its diaphragm. It is designed to respond to any mechanical vibrations, mostly transferred as air pressure waves, and as long as these sounds are within the limits of its capabilities to respond, the microphone is able to transduce them into an electrical signal.

The loudspeaker is a sounding device. It produces sound through the movements of its diaphragm, which are triggered by the electrical signal received by the loudspeaker. The loudspeaker itself has no way to verify if this electrical current is meant to be turned into sound or not. It merely moves its diaphragm analogue to the current, within the range of its material possibilities. Like the microphone, the loudspeaker diaphragm vibrates according to the limits of its frequency and amplitude range.

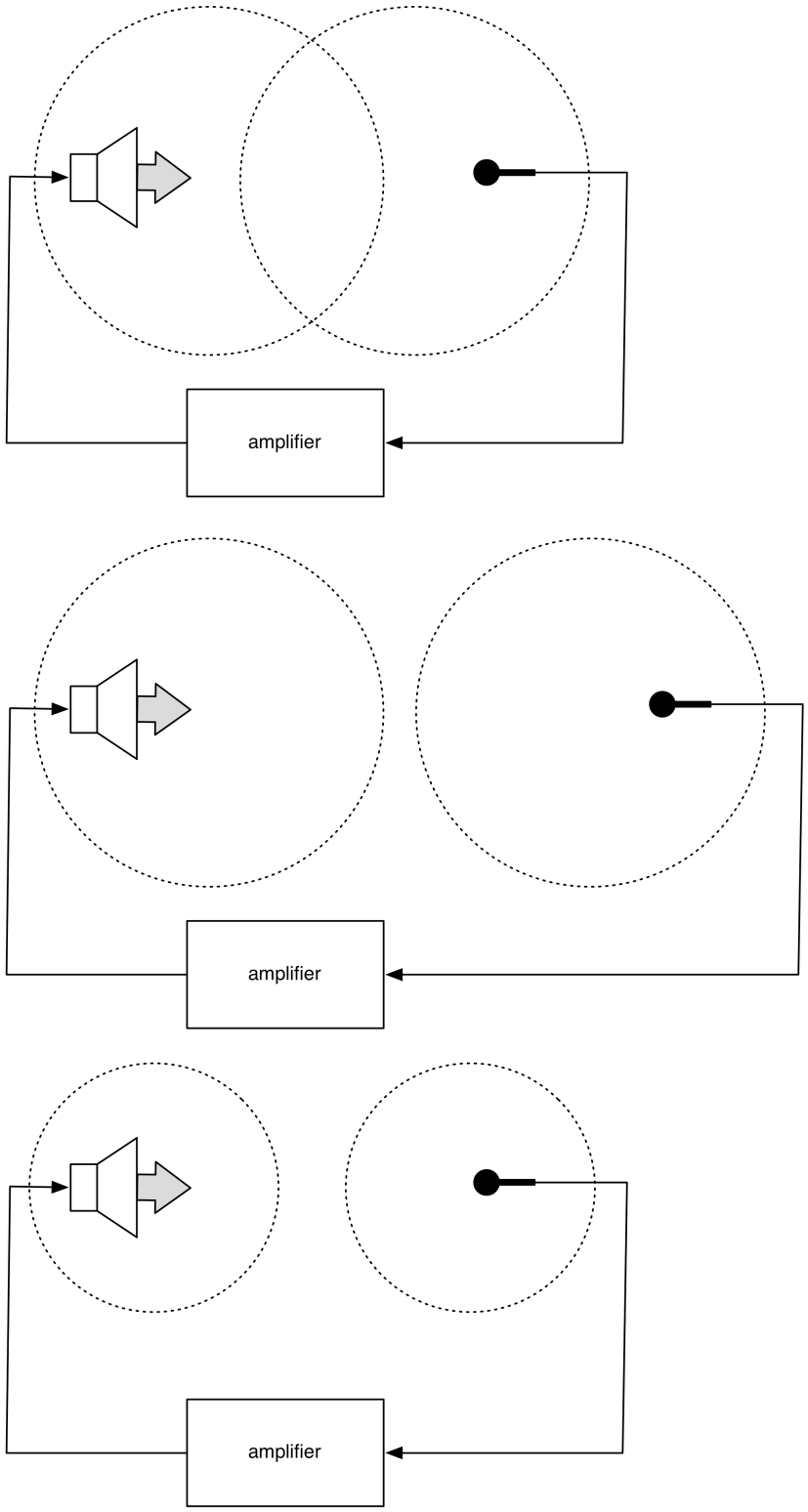

In a microphone and loudspeaker set-up as depicted at the top of the page, there will be acoustic feedback. This can be avoided by either increasing the distance between microphone and loudspeaker (the second scheme) or decreasing the volume of microphone and/ or loudspeaker (the scheme at the bottom of the page).

The loudspeaker needs an alternating electrical current to produce vibrations which form air pressure waves, perceived by humans as sound. It can use the electric current produced by a microphone. Since the electric current of a microphone is very small, this current must be increased by an amplifier for it to become functional for the loudspeaker.[38] At the same time, the microphone could pick up the air pressure waves emitted by this loudspeaker. The microphone output would be emitted by the loudspeaker again. If the sound is now softer than the first time, the sound will pretty soon disappear. But if the sound is emitted on a higher level that what is commonly called " acoustic feedback" is generated. The amplitude of the sound waves will become higher and higher, till the system will start to oscillate on one or several frequencies. Every element of a microphone and loudspeaker set-up has its own resonance frequencies. They will pick-up or diffuse the signal with slightly more amplitude at this frequency. Every time the signal is diffused and picked up again, the resonance frequencies get even more energy. For this reason, when the microphone and loudspeaker are placed close to each other, or high volumes are used, the resonance frequency will become louder and louder in the sound and thus cause acoustic feedback. The phenomenon takes place as soon as there is enough overlap contact between the sound waves diffused by a loudspeaker and picked up by a microphone. This contact is achieved when microphone and loudspeaker are placed (too) close to each other or through high enough amplification levels (see the three schemes on acoustic feedback).[39]

Unity of sound production with the use of microphones and loudspeakers

Konrad Boehmer* explains that the conjoined nature of sound-production and sound-diffusion is typical for musical instruments:

> The unity of sound-production and sound-diffusion which is so typical of instruments, was disrupted in favour of another scheme, namely that of sound recording and sound fixation. Here the diffusion became a separate act, in which the composition was no longer realised in sound but was already realised when made to sound (Boehmer 2004, 161).

[38] As I described in chapter 2 the invention of electric amplification has been very important for the mainstream use of microphones and loudspeakers in all kind of applications.

[39] This system does not only contain microphone, amplifier and loudspeaker, but of course all components in between those elements as well. An acoustic feedback system is also shaped by the distance between microphone and loudspeaker, the acoustics of the space, air humidity, as well as the cables used to transport the electric current from one component of the set-up to another.

I prefer to call sound-production sound-shaping due to the difference between the actual acoustical sound source—which is still the loudspeaker—and the semantical act of sound creation, the result of which is what is heard through the loudspeaker (see chapter 2 for a more in depth explanation of acts of sound creation). I use the word sound-emission instead of sound-diffusion, since sound diffusion is commonly defined in electroacoustic music as "the realtime (usually manual) control of the relative levels and spatial deployment during performance" (Harrison 1998, 117) and I include every way of emitting sound with the help of loudspeakers. Some of the construction elements of a musical instrument might be mainly designed for shaping the sound (like the strings of the violin) and others for amplifying the sound (like the body of the violin). The vibration of the strings cannot exist without them emitting any sound (the sound would be much softer if it would not be connected to the wooden body), and the wooden body cannot amplify the sound of the strings without shaping this sound according to its own characteristics. When a microphone and loudspeaker set-up produces acoustic feedback, it is behaving as a musical instrument in this unification of sound-shaping and sound-emission. No sound is coming from outside of the set-up, [40] as is normally the case when a microphone picks up a sound like a singing voice, and all sound radiated by the loudspeaker is shaped by the set-up of microphone, amplifier and loudspeaker as described at the beginning of this chapter. In music heard through loudspeakers, sound-shaping and sound-emission are divided into two different processes and should influence each other as little as possible, in contrast to how these processes are connected to each other in musical instruments. Influencing the diaphragm-movements of microphones and loudspeakers could be termed the sound-shaping process (sound-production, according to Boehmer). These movements shape the air pressure waves, perceived as sound, produced by the loudspeaker. This sound-shaping is mostly done in one of two ways: either a sound source (such as a musical instrument) generates air pressure waves which bring the microphone diaphragm into vibration (as is the case with the *reproducing* and *supporting* approach), or loudspeaker diaphragm is brought into vibration by an electrical signal which has been shaped by an electric circuit (this is typical for the *generating* approach). Often the resulting loudspeaker diaphragm movements are a combination of these two possibilities, as when a sound has been recorded and processed by a computer before it is sent to a loudspeaker. The resulting sound-emission (sound-diffusion, according to Boehmer) is performed by the actual diaphragm movements of the loudspeaker. The form of the air pressure waves produced by these diaphragm movements should be influenced as little as possible by the material and construction of the diaphragm. This is thus contrary to the situation when sound is produced by musical instruments (or in an acoustic feedback set-up!), since, in those cases, the material of the instrument is highly influential on the resulting sound.

[40] There is of course a small input excitation needed to bring the microphone diaphragm into vibration. This can be caused by a soft noise created by the amplifier or by some background noise in the room. Nonetheless the impression is that the sounds come into being "out of nowhere".

Acoustic feedback: an electro-acoustic oscillator

Robert Ashley* states that feedback is the only sound intrinsic to electronic music (Holmes 2008, 185). This implies that the sound produced by the combination of microphone, amplifier and loudspeaker—without any noticeable additional sound sources—is the fundamental sound of electronic music. Indeed, in acoustic feedback both sound-shaping and sound-emission are accomplished by the microphone, amplifier and loudspeaker set-up. It is probably for this reason that Ashley thinks of acoustic feedback as intrinsic to electronic music, in the same way as one could think of the sound of the violin as the intrinsic sound of the violin. When the violin is played, all parts of the violin together form a single sound system, interacting with each other to produce sound. The same is true for acoustic feedback: all parts of the microphone and loudspeaker set-up interact to produce the resulting sound. It is no longer possible to distinguish between the shaping and emitting of sound. Acoustic feedback is in fact the only sound which is entirely shaped as well as emitted through this system of loudspeaker and microphone.
There is a second reason, however, why acoustic feedback might be called the intrinsic sound of electronic music. Acoustic feedback may be described as follows: the output of the system (the sound emitted by the loudspeaker) is the input for the same system (the sound that brings the microphone diaphragm into vibration), and this input becomes again the output of the loudspeaker (which is obviously the reason this process was termed feedback). This enduring processing of the same signal, without any noticeable input from the outside, causes a signal shaped by the material participating in this process. The transportation of the signal is done either in the form of a fluctuating electrical signal (as long as the signal is between the microphone and the loudspeaker) or as a mechanical vibration (from the vibrating loudspeaker diaphragm causing air pressure waves which reach the microphone and bring its diaphragm into vibration). Depending on their material characteristics, as well as the characteristics of all the other parts of the system, the diaphragms will vibrate more easily at certain frequencies than at others. This is the so-called resonance frequency of the system.[41] The entire system of microphone, amplifier and loudspeaker vibrates at the frequency which is produced with the least resistance. The system oscillates at this frequency,, oscillating repetitively and regularly between its two extreme values.

In electronic music, oscillators are often used to generate an electronic signal. An oscillator is in that case a circuit which generates, like the acoustic feedback system, a repetitive signal, for instance in the form of a sine, a sawtooth or a square wave. For this reason acoustic feedback could be compared to an electronic oscillator. The sound of oscillators is often immediately

[41] In fact, most vibrating objects have resonance frequencies, at which they tend to vibrate much easier, than at other frequencies. A well-known example is the glass that breaks when brought into vibration at its resonance frequency and a more dangerous resonance frequency can be found in the vibrations of bridges, which can break when they are brought in their resonance frequency.

identified as a typical electronic sound, since regular oscillating vibrations (for example sine and square waves) are not found in mechanical vibrations. Oscillators are used in all kind of electronic warning signals, such as the beeps used for signalling the pushing of a knob (on phones, microwaves and in elevators). When electricity is the supplier of the energy needed to create the audio signal, as is the case with electronic oscillators and with acoustic feedback, there is no human movement involved, and it is therefore possible to keep the energy supply absolutely stable. Therefore the output signal of electronic oscillators will be regular, without any deviation. Acoustic feedback behaves largely like an electronic oscillator, although the process is slightly different. Although the electrical energy supply might be constant, feedback includes a mechanical aspect as well, namely what takes place from loudspeaker diaphragm to the point when microphone movement vibrations are transduced back to electricity again. For this reason, acoustic feedback is an electro-mechanical oscillator. As I will explore in more detail in the next two chapters, it is exactly this connection between the electronic processing and the laws of classical mechanics which can be very fruitful for all manners of exploration.

Some remarks on the history of acoustic feedback

As soon as sound reproduction technology was introduced at the end of the nineteenth century, the phenomenon of acoustic feedback came into being as well. This generative sound of the machines themselves was regarded as completely undesirable. A good example is the disturbance of telephone conversations at the beginning of the twentieth century by acoustic feedback. The telephone needed to be convincing to the public as a suitable new device for the transportation of music or conversations, and naturally any other sound was disturbing. Since a telephone microphone and loudspeaker are very close to each other (often both placed in the telephone horn), it was not easy to prevent the microphone from picking up sounds from the loudspeaker as well, instead of only the acoustic source (a voice, for example) that it was supposed to transport. Acoustic feedback could easily occur, and it was immediately identified as an annoying by-product which should be avoided. As can be read in patents at the beginning of the twentieth century, telephone conversations were indeed often disturbed by this so-called "howling" (Patent Gilchrest 1906).

Not surprisingly, scientific research on amplifying audio signals has concerned itself with avoiding feedback. Already as early as 1911, research on acoustic feedback was being performed by Søren Absalon Larsen, and the French term for acoustic feedback "effet Larsen" is named after him. Paul Boner* was one of the first to carry out extensive research on feedback, and in the 1960s proposed solutions for avoiding feedback, by, for example, introducing equalisation in public address systems (Boner and Boner 1966). With the use of equalisers, which reduce or increase certain frequencies in the audio signal, acoustic feedback could be avoided during

concerts that use an amplification system, by searching for the resonance frequencies and filtering them out with the result that resonance on these frequencies would become impossible.

A tuning fork oscillator

Thinking of an acoustic feedback system as an oscillator capable of producing vibrations circulating through the system of microphone, amplifier and loudspeaker, is not only theoretically correct but has also been put into practice. An example is the tuning fork oscillator, a combination of a tuning fork and two small electromagnets, each placed close to one of the tuning fork prongs. Normally the sound of a struck tuning fork dies away fairly quickly owing to the resistance of its material. In this oscillator, the loss of energy is avoided by amplifying and feeding the vibrations of the tuning fork back into one of the prongs. One coil picks up the vibrations of one of the prongs of the fork, generating a current in the coil at the same frequency as these vibrations, which is then amplified and fed back into the other coil, causing it to vibrate.

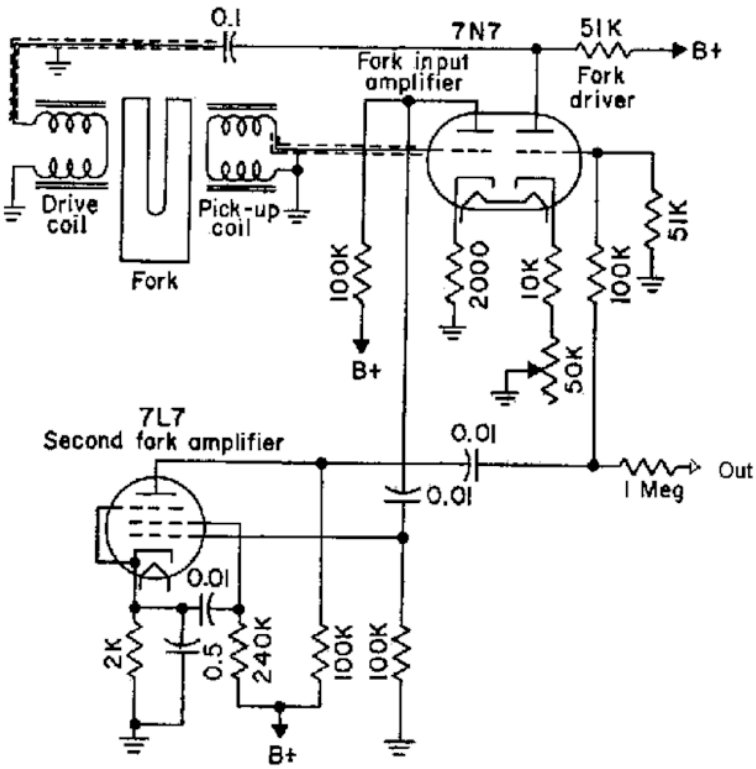

The drive coil and the pick-up coil, each on one side of a prong, can be seen in the upper left of this scheme for the tuning fork oscillator.

Since both prongs are physically connected to each other, they will always vibrate with the same frequency and amplitude, but in opposite directions (Cary 1992, 339–340).[42]

At first sight, a tuning fork seems not at all related to microphones and loudspeakers. But, taking a closer look at the two small electromagnets and the prongs of the tuning fork, it might become clear that the prongs of this small metal object can be compared with the loudspeaker and microphone in an acoustic feedback set-up. The transduction of the vibrations of the diaphragms of many microphones and loudspeakers is often performed by electromagnets. The two small electromagnets close to the prongs function similarly to the electromagnetic coil construction in a dynamic microphone, or to the electromagnetic voice coil in a loudspeaker: one picks up the vibrations of the prong (this prong could therefore be seen as equivalent to a microphone diaphragm), and the other brings the second prong into vibration (and this prong thus becomes equivalent to the loudspeaker diaphragm).[43]

Contrary to the acoustic feedback described previously, here it is not air which transports the sound waves but the metal of the tuning fork. The fragile and light diaphragms of loudspeaker and microphone have solidified into rigid and solid bars of metal. The independence of loudspeaker and microphone becomes dissolved in the tuning fork, whose prongs are connected to each other. The tuning fork oscillator could be seen as an acoustic feedback set-up in which microphone and loudspeaker have lost their flexibility of vibrating on (theoretically) every possible frequency and are only able to respond to a single frequency. The resonance frequency of this system is determined by the frequency of the tuning fork. This oscillator demonstrates well that the element of a feedback system with has the strongest resonance for a certain frequency will cause the rest of the system also to vibrate at this frequency. Owing to the high resistance of the tuning fork to vibrate at any frequency other than its own resonance frequency, the frequency of the tuning fork becomes the resonance frequency of the whole system of tuning fork, coils and amplifier.[44]

---

[42] Cary uses this example for demonstrating positive feedback and how this phenomenon is used for producing an oscillator. As he mentions himself, these kinds of oscillators are rarely used anymore. Tuning fork oscillators were very suitable as low frequency oscillators and were used in all kinds of precision equipment, such as radio technology.

[43] See Appendix 1 for an explanation of microphone and loudspeaker technology.

[44] Whereas the coils could also easily contain a current with a different frequency, it is practically impossible to get a tuning fork to vibrate at another resonance frequency than its own.

Some remarks on the tuning fork

The tuning fork is connected in more ways than this to the development of microphones and loudspeakers. The tuning fork was an important scientific instrument to the nineteenth century acoustician. Invented in 1711 by the trumpeter John Shore, the tuning fork, with its quality of fixed pitch, was meant first and foremost as a practical help in tuning instruments.[45] The material properties of the tuning fork remain stable even under temperature changes, making it an extremely suitable device for delivering a reference pitch for tuning. Owing to its form, the two prongs vibrate 180° out of phase, causing the stem to move up and down in the motion of a sine wave. For this reason, the tuning fork produces that what is often called a "pure" tone, a tone, which is probably as close as one can get to a sine wave without using any electrical or electronic means. Only the attack produces other audible partials, but these fade out rapidly owing to the great resistance of the tuning fork against these frequencies.

Although the tuning fork was invented as an aid to tuning musical instruments, scientists discovered the usefulness of its characteristics (especially the periodic vibrations causing a pure tone, as described above) and started to make use of it for their research on sound. It became a crucial instrument in nineteenth century acoustical research, and several tuning fork experiments are closely related to the development of loudspeaker and microphone technology. Especially in musical applications, the relationship between microphones and loudspeakers in nineteenth century scientific experiments with early devices was often not unidirectional (as is the case in the *reproducing*, *supporting* and *generating* approach), with a signal flow moving only from microphone to loudspeaker. The connection in nineteenth-century devices and instruments is often more related to a feedback situation between microphone and loudspeaker. These devices often used the sound-shaping possibilities of the microphone and loudspeaker set-up, contrary to later developments, during the first third of the twentieth century with their high fidelity aesthetic and the corresponding demand for a "neutral" mediation of sound. In light of the above, acoustic feedback might form an interesting model for conceiving the relation between microphone and loudspeaker and particularly for considering these as together forming a single instrument. Through a closer consideration of their history of development and use, it becomes clear that they should no longer be regarded as only being "transparent" or "neutral" devices, but as devices which could have a strong content of their own. Although they can be transformed into transparent devices, transmitting sound from outside sources, my starting point will be the sound which is shaped entirely by them. In the remaining sections of this chapter, I explore some examples of inventions and experiments leading to loudspeaker and

[45] For a history of the tuning fork and its role in nineteenth century science, see *Die Geschichte Der Stimmgabel - Teil 1: Die Erfindung Der Stimmgabel, Ihr Weg in Der Musik Und Den Naturwissenschaften* (Feldmann 2008) and *From Scientific Instruments to Musical Instruments: The Tuning Fork, the Metronome, and the Siren* (Jackson 2012, 202–205).

microphone technology, starting at the beginning of the nineteenth century and ending around the time of the loudspeaker patent by Kellogs and Rice.

Nineteenth century research on sound

One of the tuning fork's first appearances in nineteenth-century science involves its use as a notation device for sound. Before taking a closer look at the tuning fork notation method, I give a brief perspective on the general development of acoustical science in the nineteenth century. One of the main endeavours of science in this period was to gain a more empirical knowledge of the world through the execution of experiments, and to objectify this knowledge by deriving it in ways which tried to be as independent as possible from individual perception (Rieger 2006, 9). Science itself became increasingly professionalised, developing stricter research methods and requirements. The experiments I discuss belong to the stream of research which attempted to objectify knowledge on sound and listening.[46]

One of the main problems with acoustical research is that sound is time-bound, consisting as it does of an alternation of low and high air pressure. For this reason it was impossible for nineteenth century scientists to make analytical observations on sound itself, since a longer period of time is needed to observe and analyse a phenomenon and sound could only be researched the moment it was heard. What scientists needed was an object which did not change over time and thus could be studied. Scientists began to look for ways to transform sound into researchable objects, to convert sound waves into forms more amenable to analysis. I examine some of the methods developed in the nineteenth century to notate sound. A second aim of acoustic research in the nineteenth century, investigated by controlling the different partials of a sound, was to understand the phenomenon of sound colour, in other words the spectral characteristics of a sound. This endeavour led ultimately to in electronic sound synthesis in the twentieth century.

Thomas Young: visualising sound

At the beginning of the nineteenth century, Thomas Young* describes in his *A Course of Lectures* (1807) a machine by means of which sound may be directly notated, consisting of a cylinder, covered with paper or wax, which rotates at a certain speed. By connecting a pencil to a rapidly vibrating (and therefore sounding) object and placing the tip of this pencil in contact with paper

[46] The relationship between music and science in the nineteenth century is explored in-depth in *Harmonious Triads: Physicists, Musicians, and Instrument Makers in Nineteenth-Century Germany* (Jackson 2006).

on a rotating cylinder, the markings left by the pencil will notate and visualise the vibrations of the object (Young 1845, 288–289).[47] Young reports that up to 1000 vibrations per second may thus be measured (Young 1845, 146–147).[48] With this experiment, he was searching for a direct transcription of sound into a visual representation, a typical nineteenth century endeavour to objectify the perception of a specific phenomenon (in this case sound). The vibrations of the object, normally only perceivable as sound, were visualised by this method into a graphical result, becoming an object suitable for research instead of a vanishing sound. A tuning fork was,

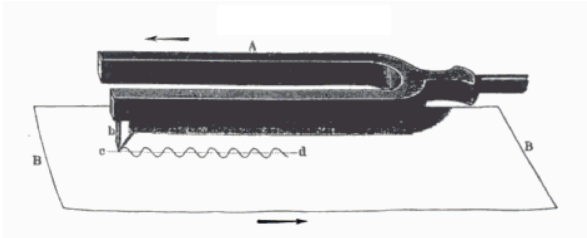

The graphical method as depicted by Helmholtz.

as might be expected, an interesting sound source to notate, with its simple and clear periodic vibration, very similar to a sine wave.[49] The experimental machine described and developed by Young was soon used by different scientists such as Wilhelm Weber, Wilhelm Wertheim and Jean-Marie Constant Duhamel to notate the vibrations of a tuning fork (Jackson 2012, 203).

[47] Of course, the vibrations of the sounding object have to be strong enough to bring the pencil into motion and, correspondingly, the pencil has to be light enough to transfer the vibrations of the sounding objects with the least possible distortion.

[48] This is a tone with a frequency of 1000 hertz (the term for vibrations per second).

[49] It might be the case, as is mentioned in several sources, that Thomas Young also used a tuning fork as a sounding object, however, I have not found a mention of this in his *Lectures*.

Hermann von Helmholtz: reversing the tuning fork notation

One of the most notable scientists in the nineteenth Century, performing a wide range of research on acoustics, was Hermann von Helmholtz*. What is remarkable in his research is the use of acoustic knowledge to clarify music. This was not only a new scientific approach in the nineteenth century, but also revolutionised music theory. His approach to music as a physical phenomenon and his aim of objectifying phenomena such as sound, the sense of hearing, and consonance brought about a rethinking of most of the axioms of music theory.[50]

Helmholtz was familiar with the method of notating the vibrations of a tuning fork, which he describes in much detail in his famous book on the immediate relationship and effect of acoustics on music theory: *On the Sensations of Tone as a Physiological Basis for the Theory of Music* (*Die Lehre von den Tonempfindungen als physiologische Grundlage für die Theorie der Musik* 1863). Helmholtz calls this tuning fork notation method a graphical method ("eine grafische Methode") and describes it as being used by mathematicians and physicists for facilitating the study of sound waves (Helmholtz 1865, 33).

More noteworthy, however, is his description of how one can visually create a moving, albeit limited, reproduction of the wave the tuning fork has notated:

> If the reader wishes to reproduce the motion of the vibrating point, he has only to cut a narrow vertical slit in a piece of paper, and place it over fig. 6 or fig. 7, so as to show a very small portion of the curve through the vertical slit, and draw the book slowly but uniformly under the slit, from right to left; the white or black point in the slit will then appear to move backwards and forwards in precisely the same manner as the original drawing point attached to the fork, only of course much more slowly (Helmholtz 1895, 21).[51]

Helmholtz thus not only visualises a static image of the movement of the prongs of the tuning fork, he also brings the graphical and immovable representation back into motion. By moving the

[50] The book *Helmholtz Musicus: Die Objektivierung der Musik im 19. Jahrhundert durch Helmholtz's Lehre von den Tonempfindungen* (Rieger 2006) gives an elaborated investigation into the influence of the work of Helmholtz on music theory.

[51] This quotation is from the translation by Alexander Ellis. The original German version by Helmholtz is: "Will der Leser die Bewegung des schwingenden Punktes sich reproduzieren, so schneide er sich in ein Blatt Papier einen senkrechten schmalen Schlitz, lege das Papier über Fig. 6 oder 7, so daß er durch den senkrechten Schlitz einen kleinen Teil der Kurve sieht, und ziehe nun das Buch unter dem Papier langsam fort, so wird der weiße oder schwarze Punkt in dem Schlitz gerade so hin- und hergehen, nur langsamer, als es ursprünglich die Gabel getan hat" (Helmholtz 1865, 35).

transcription of the vibration underneath a paper with a small slit, only one representation of location in time of the prong can be seen. Helmholtz foreshadows here, in a very abstract manner, the reproducibility of tuning fork vibrations. Exactly this idea, that sound is nothing more than reproduceable vibrations, becomes very important for several developments in sound technology during the succeeding decades. This is one of the first indications of the possibility of reversing the transformation of audible sound waves into a fixed form. It is clear, though, that Helmholtz was not interested in reproducing the sound itself, but in reproducing the movement of the object causing the sound.

Hermann von Helmholtz: Mittönen, a second tuning fork experiment

One of the subsequent experiments which Helmholtz describes in this book is the phenomenon of Mittönen (english: literally, to co-sound, translated as sympathetic resonance by Alexander Ellis* in his translation of *Die Lehre von den Tonempfindungen* (Helmholtz 1895, 40)). This word, uncommon in modern German usage, refers to the phenomenon of an object starting to vibrate in response to the vibrations made by another object, which is placed close to, but not touching, this object. An experiment for demonstrating this phenomenon was often performed using the favourite instrument of the nineteenth century acoustician: two tuning forks of the same frequency, placed close to each other, each mounted on its own resonant box (to amplify it). If one of the two tuning forks was struck and subsequently quickly dampened, the second tuning fork could be heard resonating owing to the sympathetic vibrations caused by air pressure waves from the struck tuning fork (Helmholtz 1865, 67–68).

This very common nineteenth century experiment proved that sound waves are transmitted through air. Objects capable of resonating at the frequencies of these sound waves will do so, if the sound waves are strong enough. This is, once again, an experiment in which the tuning fork is used as a kind of "pre-microphonic" object: not only is a tuning fork able to transform sound waves, as proven by the first experiment, it is also capable of responding to vibrations transported through the air. Scientists started to look for an object able to *co-sound* with as many frequencies as possible. This would be useful, as it would become possible to notate sounds without attaching a pencil directly to the sounding object. One of the disadvantages of the pencil was that it could only be attached to sounding objects with a very specific shape. It was impossible, for example, to notate the wave signal of the human voice or of most musical instruments. The solution was to use a thin membrane, able to vibrate at many different frequencies, instead of objects like tuning forks, with only one resonating frequency. All kinds of sounds transported by air pressure waves could be picked up by this membrane and notated, without any physical contact with the vibrating object.

An early example of using a membrane to pick up the vibrations of a sound source is the phonautograph (patented in 1857 by Leon Scott*), which uses two small, thin membranes, analogous to the tympanic membrane of the ear. Scott developed this machine by copying the physical properties of the human ear, and it was able to notate sound waves on smoked paper by means of a stylus attached to the membranes (Sterne 2003, 32–36). These notations were called phonautograms. Not surprisingly, one of the first sounds notated by Scott was actually the sound of a tuning fork, which, with its simple sound wave, was suitable for demonstrating the reliable functioning of the machine. This machine is a unidirectional, linear system: all manner of sounds can be notated with the phonautograph, but no part of it can be brought back into movement and heard again.[52]

Hermann von Helmholtz: reproducing human vowels with tuning forks

Scott's phonautograph enabled a more objective study of sound by registering it as a static form outside of its perceptual immediacy in time. Helmholtz found a solution for the second aim of nineteenth century acoustic research, namely to analyse the different partials of a harmonic spectrum separately, by developing a device to research vowels as produced by human voices. Based on Fourier's theorem, which stated that every wave can be analysed as a sum of sine waves, he sought to reproduce human vowels by combining several partials, a process which would subsequently be called additive synthesis. Helmholtz described in *Die Lehre von den Tonempfindungen* a device using eight tuning forks of different pitch for the several partials of the spectrum,[53] kept in constant vibration with the aid of electromagnets. These function in nearly the same way as the tuning fork oscillator described above, except that instead of a feedback circuit keeping the oscillator in motion, all eight tuning fork oscillators are kept in motion by an intermittent current, provided by the largest tuning fork. Through the regular movements of the prongs of this large tuning fork, a connection to galvanic batteries is opened and closed, resulting in switching the current flow through the tuning forks on and off. Owing to this intermittent current, the electromagnets also become magnetised, attracting the tuning fork when the current flow is on and demagnetising when the current flow is off, allowing the prongs

[52] In 2008, a sonic reproduction of the air pressure waves as notated in these phonautograms was achieved by digitalising the notated wave forms (Giovannoni et al. 2008).

[53] In the Koenig Catalogue, the pitches are described as: ut2, ut3, sol3, ut4, mi4, sol4, ut5. One pitch is thus missing here, since Koenig describes eight tuning fork oscillators (Koenig 1865, 10).

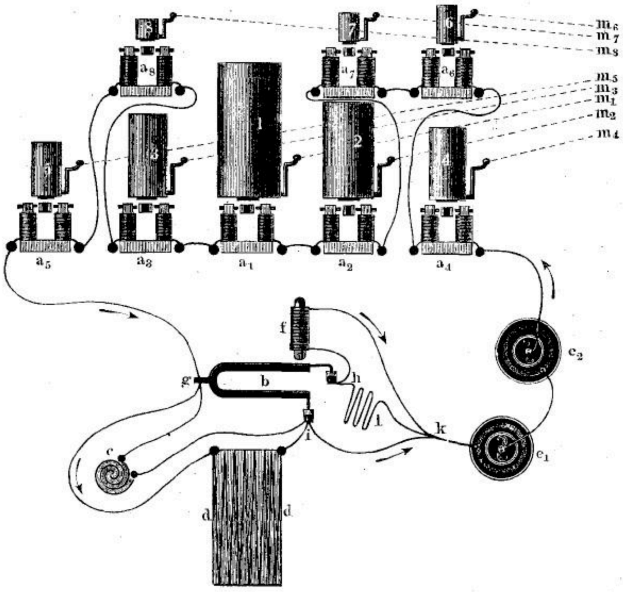

A schematic overview of the tuning fork device by Helmholtz.

of the tuning forks to return to their original positions. Adjustable resonators in the form of cardboard tubes were used to make the sound of the tuning forks louder.[54]

[54] Description of the functioning of this tuning fork device in more detail: As soon as an electric current is moving through the electromagnets, they become magnetised and attract the prongs of one of the tuning forks. Both prongs move away from each other, towards the electromagnets. Once the current is taken away, the prongs move back again to their initial position. If the electric current is turned on and off in a frequency that forms a division of the frequency of the tuning fork itself, the tuning fork will start to vibrate at its own frequency. The turning on and off of the electric current in the electromagnets is called an intermittent current. Since all tuning fork harmonic frequencies are related to each other as partial tones (with relations such as 1:2:3:4:5), their harmonic frequencies can be divided by one fundamental frequency, which is the frequency of the largest tuning fork. This intermittent current is achieved in Helmholtz's device through the use of a tuning fork tuned to the fundamental frequency. The prongs *b* are connected to two small metal wires, which are dipped into mercury at *i*. Every time there is an electric current (delivered by galvanic batteries *e1* and *e2*) traveling through the mercury to the prongs of the tuning fork, the prongs will be attracted by the electromagnets. This will cause the wires on the prongs to be taken out of the mercury, thus breaking the electric circuit. Consequently there is no magnetic attraction, and the tuning fork returns to its initial state. This generates a current again, with a connection of the wires on the prongs to the mercury again. Since a tuning fork only vibrates at one frequency, the making and breaking of the electric circuit always occurs at the frequency of the tuning fork. In this way Helmholtz achieves a constant vibration of the tuning fork, which will keep the other eight tuning forks *a1* till *a8* vibrating as well. To make these eight tuning forks audible, he attached resonant tubes *m* that could be opened and closed. Normally tuning forks were attached to resonant boxes to make them audible, but since Helmholtz wanted to be able to hear them separately and in different combinations, he decided to attach adjustable resonators in the form of these tubes, their lengths adapted to the frequency of the tuning fork they were placed on.

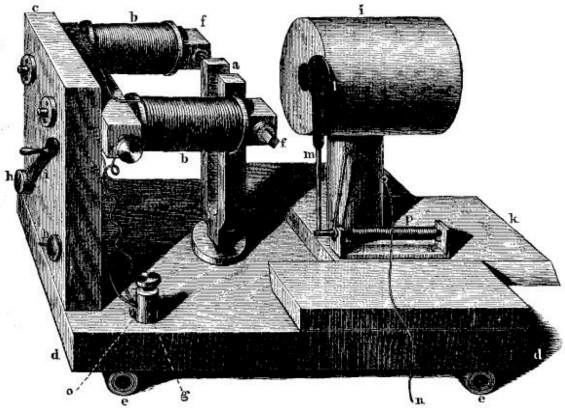

One of the eight tuning forks used by Helmholtz in his device for reproducing human vowels.



Keys were used for opening the resonators of the different tuning forks.

This device combines the functions of sound-shaping and sound-emission. The vibrations are caused by the electromagnets, and the eight tuning forks and their connected cardboard tubes perform both functions. Similar to the prongs of the tuning fork used in an electromechanical oscillator, the prongs in this device could be seen as the predecessors of the diaphragm of a loudspeaker. If they were flattened out into light and thin membranes, able to resonate at several frequencies instead of just one, like the membrane in Scott's phonautograph, the tuning fork would function as a loudspeaker. As further examples in this chapter will show, such tuning fork applications during the nineteenth century can indeed be seen as evolving towards the applications of membranes performing similar functions.

The tympanic principle and the tuning fork principle

As I described in chapter 1, sound reproduction technology in general makes use of membranes to transduce sound waves into something else and back, a principle called "tympanic" by Jonathan Sterne. The tympanic principle is derived from the structure of the ear, which contains a membrane able to transmit all kinds of different sounds from the external world to our inner ear. As Sterne writes "[...] the functioning of the tympanic membrane (also known as the diaphragm or the eardrum) in the human ear was the model for the diaphragms in all subsequent sound-reproduction technologies. As a result, I call the mechanical principle behind transducers *tympanic*" (Sterne 2003, 22). This principle is the result of looking for a neutral transformation of sound into another medium, in which the visual representation of sound should be transferred directly from the vibrating object to the materials for notation, as Young demonstrated by attaching a stylus to the object. To represent visually the waveform of all sounds human beings hear, it would be simplest to attach a pencil to the membrane of the ear and transfer these vibrations directly to paper.[55] The tympanic principle—used, for example, by Scott in his phonautograph as mentioned above—is the result of a human-based model of sound perception. The object used for transmission in the tympanic principle, the membrane, should disappear, and no hint of it should be recognisable. We are not able to hear our own ear hearing, and the same should be the case for sound reproduction technology.

I would like to introduce the tuning fork principle, as a concept to set against Sterne's tympanic principle. This principle approaches the process from the opposite direction, since it reproduces only one frequency instead of many. Contrary to the tympanic principle, it is therefore not a generalisation for sound reproduction, but a specification. The tuning fork method arises from an abstract approach to sound and music, with the so-called pure tone, one sole frequency, named the sine wave, as its starting point.[56] This is seen as the source of all musical sound, since every sound wave can (theoretically) be constructed by adding multiple sine waves, each of a different frequency. According to this principle, the object used for transmission of sound (the tuning fork) is clearly connected with the sounds being produced, and the object is audible, in contrast to the membrane in the tympanic approach, which should not be "audible" at all. The difference between these approaches may be found in the semantic act of sound creation: the membrane in the tympanic principle transmits all kinds of acts of sound creation (except its

[55] Therefore, it might not come as a suprise that Alexander Graham Bell and Clarence Blake performed exactly this experiment. An extensive exploration of their work on the ear-phonautograph can be found in the book *The Audible Past* (Sterne 2003, 31–35).

[56] I must underline that the tuning fork itself does not produce a sine wave, but produces a wave that is as close to a sine wave as nineteenth century scientists could obtain.

"own" sound), whereas the tuning fork can only transmit one act of sound creation, namely its own sound.

In my view, these two different principles complement one another, and both form the starting points of two different directions taken in sound technology, especially as concerns microphones and loudspeakers. This is the beginning of a division between one principle that focuses on a transparent reproduction of all possible sounds, using an imperceptible tool, and another which focuses on the converse, that is to say on producing a musical sound using a perceptible tool. When considering the development of sound reproduction technology during the nineteenth century, many of the new devices used tuning forks for either picking up frequencies (with the help of sympathetic resonance) or to emit frequencies (with the help of electromagnets). As I will demonstrate by means of the following examples, these tuning forks were gradually replaced at the end of the nineteenth century by membranes, which took over the function of picking up frequencies (microphones) and emitting them (loudspeakers).

Alexander Bell: using many metal rods to reproduce sound

The tuning fork device developed by Helmholtz was encountered in 1866 by Alexander Graham Bell. He misunderstood the description of this device, however, and thought it was possible to transmit spoken vowels to the tuning forks (Gorman 1994, no page numbers). For this reason Bell became convinced that it was possible to transmit not only vowels, but all manner of sounds, through a wire by means of electricity. He thus evidently confused sound synthesis with sound reproduction. It is because of this confusion and because of Bell's fascination for sympathetic resonance that he developed the idea of creating a new device for transmitting vocal sounds. By singing into the piano, while pressing down the sustaining pedal, Bell noticed that sound was produced due to the sympathetic resonance of the piano strings. The resonance of the piano strings is of course a very crude reproduction of the voice, but it gave Bell the idea that, if a piano contained more strings within one octave, it would be able to reproduce a sonic image of the sung sound (Bell 1878, 19). The strings of the piano could be compared with the eight tuning forks in Helmholtz's device, since every string is responsible for one partial of the spectrum.[57] By using many more than the eight tuning forks, employed by Helmholtz for reproducing vocal sounds, Bell expected to be able to reproduce sounds of higher quality and representational accuracy. Since using tuning forks would be expensive and impractical, Bell thought of using metal rods. He imagined such a device in 1874 and called it a *harp apparatus*. He describes the functioning of this apparatus as follows: "Utter a sound in the neighbourhood of the harp H, and

[57] A main difference between the piano and the device by Helmholtz is the many partials produced by a piano string as opposed to the single frequency tuning forks.

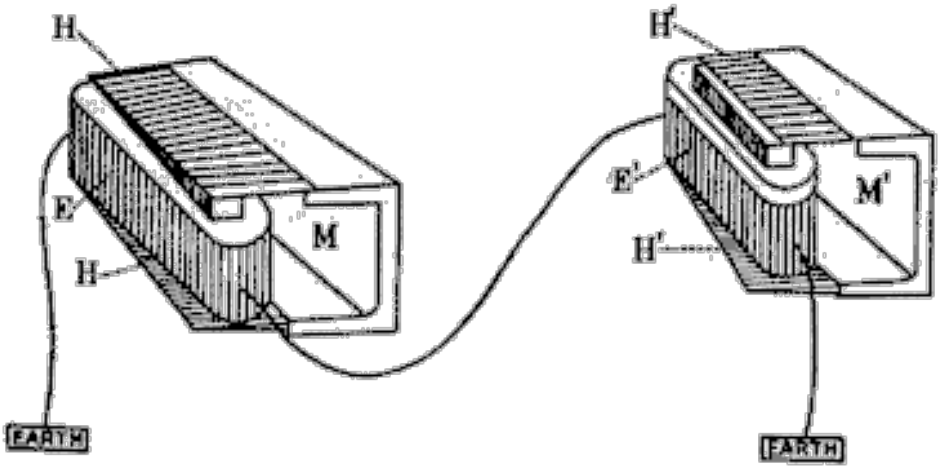

The harp apparatus consists of two identical devices, both containing a permanent magnet M. When a rod H of the left device is brought into motion by sound waves, the electromagnet E will cause an intermittent current which will be transmitted to the other electromagnet E'. The intermittent current should than bring the rods in vibration which have the same frequency (or a multiple of that frequency) as the intermittent current transmitted.

certain of the rods would be thrown into vibration with different amplitudes. At the other end of the circuit the corresponding rods of the other harp H' would vibrate with their proper relations of force, and the timbre of the sound would be reproduced" (Bell 1878, 19).

In my opinion this harp apparatus is a hybrid device between a musical instrument and a sound reproduction device. The sound (re)produced is no longer entirely shaped and emitted by the instrument itself, as would be the case with a conventional musical instrument. The tuning fork is still faintly present in the form of the rods, but all of them together perform the function of microphone (the first harp) and loudspeaker (the second harp). They are audibly functioning, transmitting a sound, yet the semantic act of sound creation is generated by something besides the rods themselves.[58] The border between the sound of the object itself and the sound of this object reproduced by another object is crossed with this apparatus, so that two different acts of sound production may simultaneously be heard, one of them being a strongly modified reproduction of the sound produced in front of one of the harps (a semantic act of sound production) and the other being the sound of the rods themselves (an act of sound production). The original sound is transformed by the sound identity of the rods themselves, and is therefore literally heard as a sounding through the rods. The harp apparatus was never developed by Bell and would probably not have functioned anyway,[59] but an impression of how a voice might be transmitted through a piano may be found in the piece *A Letter from Schoenberg* (1996) by Peter

[58] I have clarified, what I mean with the semantic act of sound creation in chapter 2.

[59] The harp apparatus would not have functioned, because an amplification between the "microphone" (the first harp H) and the "loudspeaker" (the second harp H") is missing. The electrical signal is therefore too small to bring the rods of harp H" in audible vibrations.

Ablinger*. For this piece, each of the different partials of the sound of a reading voice is assigned to one of the 88 keys of a piano by a computer. During the performance, the piano "reads" a letter by Arnold Schoenberg. When listening to the sound of this composition on the piano, what is heard is a complex and rapidly changing sound of many piano keys played together in groups or rapidly after each other. However, as soon as one reads the text while listening to the virtuoso piano music, the sound of the piano can be recognised as being a reproduction of the spoken text (see the video fragment of *A letter from Schoenberg*). This piece reveals the fragility of the border between perceiving abstract musical sounds, shaped and emitted by one and the same instrument (namely the piano), and sounds that are shaped by one object (in this case the human voice) and emitted by another (the piano). In this paradigm, the piano is situated between the *tuning fork principle* and the *tympanic principle*. The acts of sound creation within the piano result in two kinds of perception. First of all, they are connected to the piano, and the piano functions as a musical instrument. But, when reading the text while listening to the piano sounds, the resulting sound is recognised as referring to semantic acts of sound creation different from the sound of the piano itself, namely a human voice talking. The piano could thus be identified, according to the arguments made in chapter 2, as a sound reproduction device instead of a musical instrument.

Alexander Bell: using symmetrical metal plates to reproduce sound

Bell himself began to search for a less complicated way of transmitting sounds, without the need for an endless amount of rods, inspired by the book *Wonders of Electricity* by Jean Baptiste Alexandre Baille, in which an acoustic telegraph is mentioned (Baille 1872, 140–143). What Baille describes could be called a flattened tuning fork, namely a steel plate. Bell exchanged the tuning forks in Helmholtz's device with such plates, and discovered that the combination of a metal plate and an electromagnet could reproduce not only a single pitch, but other partials of the spectrum too (Gorman 1994, no page numbers). With this discovery, Bell realised that a single plate was able to transmit a complex sound, containing several frequencies, eliminating the need for the many rods of the harp.

Bell's concept of transmitting sound evolved gradually from the tuning fork principle towards the tympanic principle. The many strings of the piano, the many tuning forks and rods of the harp, all resonating in response to a single frequency, are exchanged for a single membrane, able to vibrate, ideally, in response to all audible frequencies.[60] How this sound reproduction would

[60] Both the piano strings and the metal rods will be able to react also to frequencies that are related to their partials, since their spectrum contains more than a single frequency contrary to the spectrum of a tuning fork. The resonance will in general be the largest on the fundamental frequency and only the first two or three partials might resonate as well, so the number of resonance frequencies is still very limited compared to a membrane.

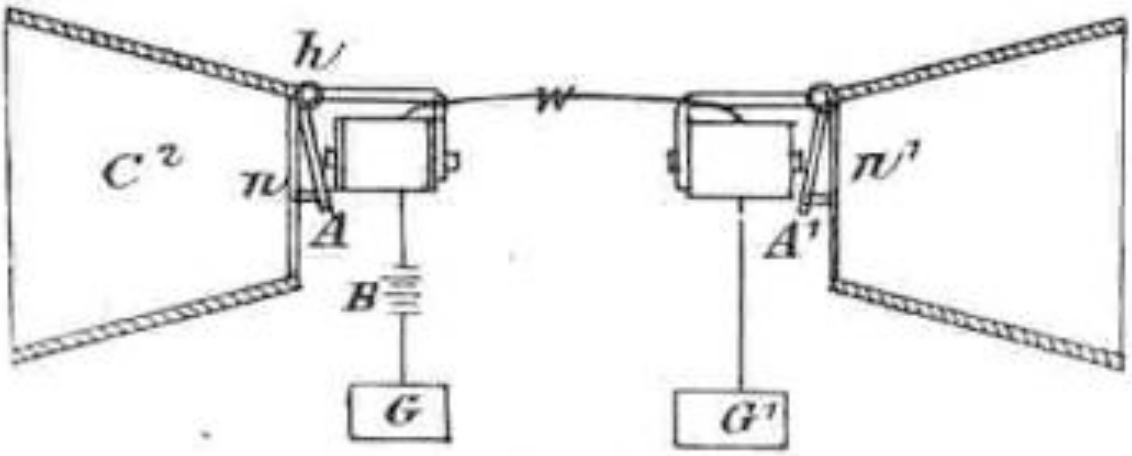

The device by Bell using single metal plates instead of many rods.

function is illustrated well by the picture above, once again a representation of a device which was never realised in this form. The elements for transmitting and receiving the sound waves of these two devices are designed by Bell to be exactly symmetrical. This reveals the paradigm of reproducing exactly the same sound as that which has been picked up. These symmetrical drawings seem to reinforce the following idea: if the receiver (later called microphone) vibrates in a certain way and the transmitter (later called loudspeaker) vibrates in exactly the same way, the sound is reproduced perfectly. The ideal microphone and loudspeakers for Bell vibrate in exact symmetry, in fact copying the movements of the prongs of a tuning fork, which also vibrate symmetrically in opposition. Looking at the construction of microphones and loudspeakers nowadays, it is clear that Bell's idea of symmetry was not the ideal technical implementation: modern microphones display a completely different construction than loudspeakers do, and tend to have, for example, much smaller diaphragms than loudspeakers. Picking up air pressure waves and emitting them are functions which require a different construction for optimal performance. Microphone diaphragms must vibrate in response to air pressure waves and should thus be very sensitive and light, reacting easily to every small fluctuation in the air pressure waves caused by sound sources in the space. Loudspeaker diaphragms, on the other hand, need to be able to produce air pressure waves, and their diaphragm should therefore react as minimally as possible to any other air pressure waves, emitted from other sound sources in the space. For this reason, early telephones as well as phonographs (see Thomas Edison's* phonograph patent (Edison 1878)) use two different diaphragms for the recording and the reproducing of sound. When using the "perfected" phonograph—as this device was called by Edison—which is known for recording and reproducing sound through the same horn, there are nonetheless two different diaphragms for these functions. That microphones and loudspeakers are mirrors of each other as suggested by Bell is demonstrated though by the frequent use of microphones as loudspeakers or loudspeakers as microphones in the less hi-fi-sound-oriented

scene of experimental music. Nicolas Collins* describes some of these possibilities in the chapter "In/Out: Speaker as Microphone, Microphone as Speaker–The Symmetry of it All" (Collins 2009, 19–21). Obviously the reproduction qualities of these kinds of reversed technologies do not conform to the ideals demanded by the *reproducing* approach, but might be very fruitful for artistic explorations (see for example the performance by Lara Stanic, described in chapter 5).

Richard Eisenmann: an electric piano with tuning forks

The evolution from metal rods to metal plates is one of many stages in Bell's development of an early telephone.[61] The telephone is a tympanic device: the sound should be transmitted and not shaped by the device, since one wants to hear what the person at the other side of the line is saying. This sound reproduction technology was developed through the process of transforming the tuning fork principle into a tympanic one. The same process may be observed in the development of musical instruments which use electrical means for sound production, for example the electric piano between the 1880s and 1930s, beginning with the *elektrophonisches Klavier* invented by Richard Eisenmann*. His intention was to develop a new sound for grand pianos with the aid of electricity (Buß 1892, 92). The starting point this time is not scientific research, as was the case with the tuning fork experiments by Young and Helmholtz, but a musical instrument, namely the grand piano. The main element is a modified tuning fork current interrupter (see the tuning fork device by Helmholtz). Eisenmann used tuning forks and electromagnets to keep the strings of a piano sounding, or even to increase the sound level after the strings have been struck, which of course is impossible with an acoustical piano. In 1866 he patented an electromagnetic system for grand pianos and upright pianos which would prolong individual tones as well as generate sounds in imitation of other instruments (Eisenmann 1886). His patent description, as well as the various drawings, appear to describe nothing other than the Helmholtz tuning fork device; in this case, however, implementing a tuning fork-based current interrupter for every string of the piano which is intended to be kept in vibration.

[61] The history of the invention of the telephone is actually much more complicated than the small steps I detail here and definitely should not be assigned to Bell alone. Names like Philipp Reis, Elisha Gray and Antonio Meucci should be mentioned, especially how the ideas about transporting sound "travelled" between these people and how patents and money played an important role as well. Since this is not part of my research and extensive literature on this subject has already been written, I will not write more about this. See for example the books *The Telephone and Its Several Inventors: a History* (Coe 1995), *The Telephone Patent Conspiracy of 1876: The Elisha Gray-Alexander Bell Controversy and Its Many Players* (Evenson 2000), chapter 3 of *Transforming Nature - Ethics, Invention and Discovery* (Gorman 1998).

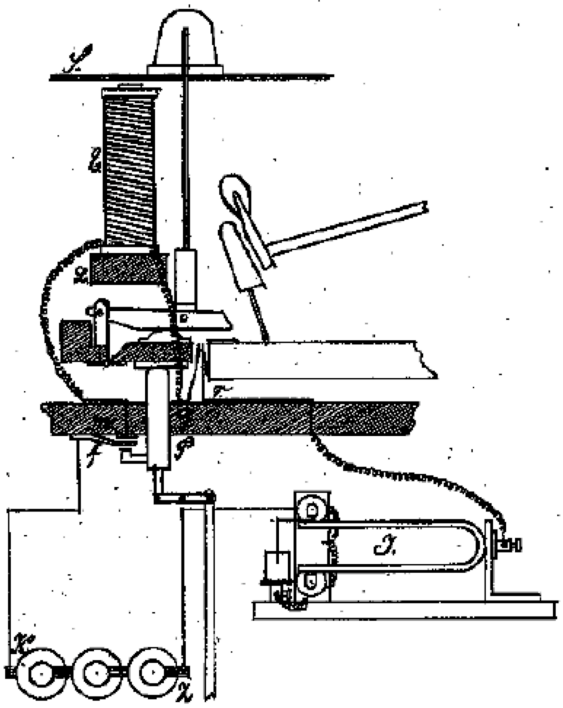

As can be seen in this picture from the patent procured by Eisenmann, one of the prongs of the tuning fork has a wire connected to a small jar, probably filled with mercury, as in Helmholtz's original tuning fork interrupter.

This strong similarity to Helmholtz's tuning fork device is hardly astonishing since Eisenmann was working for Helmholtz at the institute for physics at the University of Berlin. Briefly, Eisenmann's piano works as follows: a tuning fork is placed next to a piano string with the same pitch. As soon as a key of the piano is struck, bringing the associated piano string into vibration by means of its attached hammer, the tuning fork will start to vibrate sympathetically along with the string. With the help of a tuning fork current interrupter, an intermittent current is produced, which is sent to an electromagnet placed close to the corresponding string. Instead of keeping the tuning fork in vibration, as in Helmholtz's device, the piano string is kept in vibration by the electromagnets. Eisenmann introduces a feedback loop here, since the tuning fork will resonate in sympathy with the piano string again, and in this way everything is kept in motion. By means of a pedal, the current may be disconnected, so that the piano string stops vibrating.

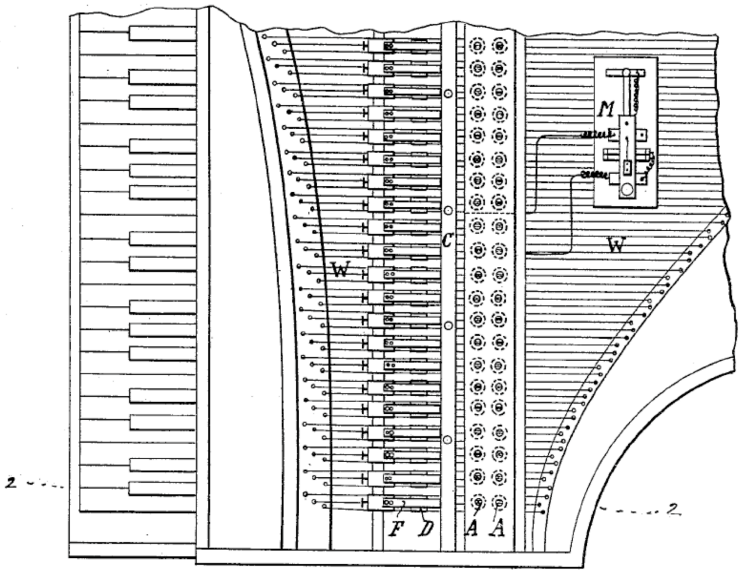

A picture from Eisenmann's second patent: The microphone *M*, picking up the sound of the strings *W*, controls the electric circuit, running through the electromagnets *A A*, which therefore attract the strings with the same undulations as with which the microphone moves. Each key of the piano closes the circuit of the electromagnet belonging to its string, so it is active when the key is pressed.

Although the actual sounding results of this electrophonic piano are reviewed very positively in a contemporary magazine, I doubt that this new technology functioned very well at the time.[62] Eisenmann soon patented a second version of the piano, this time using a microphone. Similar to Bell, he replaced the tuning fork, which was able to respond through sympathetic vibration to a single frequency, with a microphone which ideally can pick up all frequencies. His description of

[62] As it seems that only one electric circuit was used and the tuning fork interrupters were therefore all interrupting the same circuit, the result described above seems quite unrealistic. First of all, Helmholtz explains how difficult it is to mount the tuning fork at exactly the right height, so the wire enters and leaves the mercury with every vibration. Secondly, one must use a tuning fork with a low pitch, since the prongs need to make big movements. The prongs of a 120 Hz tuning fork oscillate several millimetres at the end and are therefore suitable for breaking and closing a current circuit through contact with mercury. Higher pitches would not be suitable for implementation in such a system, since the tuning forks would not be able to function as an interrupter. These features make it quite implausible that the piano was really able to sound as differentiated as mentioned above. It seems very unrealistic as well that every string had an electromagnet attached to it and a tuning fork at the same frequency. Most likely the system was implemented on some of the low strings of the piano.

what a microphone is able to do is very optimistic: "It is known that a microphone reproduces exactly all sounds which are produced in its neighborhood. It reproduces a whole opera, the voices of the singers and the sounds of each instrument" (Eisenmann 1893, 3). That the microphone did not solve all the problems for Eisenmann's electric piano is obvious, since the first commercially available electric piano was eventually developed only in the 1930s.

George Dieckmann: a piano string oscillator

The quest for an electric piano continued, and the next example I explore was developed by George F. Dieckmann*, a German who had moved to New York. His system for keeping the strings of the piano in vibration is the closest to the tuning fork oscillator of all the systems I have discussed up to now. Dieckmann proposes here to cause the piano string to function as its own current interrupter. The vibrations of the piano string themselves open and close the connection to the current flow sent to the electromagnets. These electromagnets are placed close to the same string used for interrupting the current and keep this string in vibration, at the same frequency with which the string opens and closes the connection to the current flow (Dieckmann 1887, 3).[63]

There is no division here between sound-shaping and sound-emission, since the strings of the piano fulfil both functions, emitting sound similarly to the diaphragm of a loudspeaker while simultaneously functioning similarly to the diaphragm of a microphone by transducing the string vibration to the electromagnets.[64] There is no tympanic component, and the electrical component of the musical instrument is integrated into the instrument itself. No membrane is needed to pick up or generate air pressure waves, since the piano strings themselves pick up mechanical vibrations as well as generating them. Sound production in this electric piano thus works entirely according to the tuning fork principle, a technique which would soon become atypical in the production of musical sound with the help of electricity, as the next example will reveal.

[63] Eisenmann shortly mentions the possibility of using a piano string as a current interrupter in his first patent, as well, but does not supply any further details (Eisenmann 1886, 1).

[64] Of course the resonant case of the piano influences the final sounding result as well, but this is not important for the feedback process.

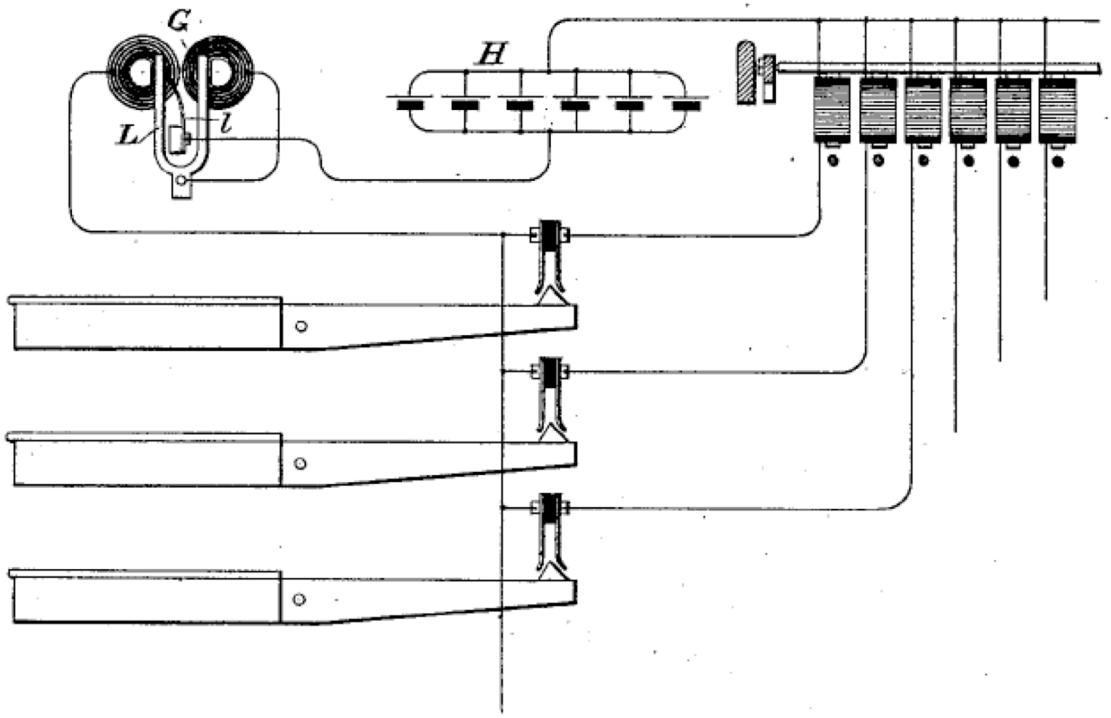

A scheme of the Dieckmann-system, showing the circuit-closing mechanisms on the keys, the general circuit breaker *G*, the tuning fork *L*, this time not with a jar of mercury but with a spring circuit breaker *l*, and the battery *H*.

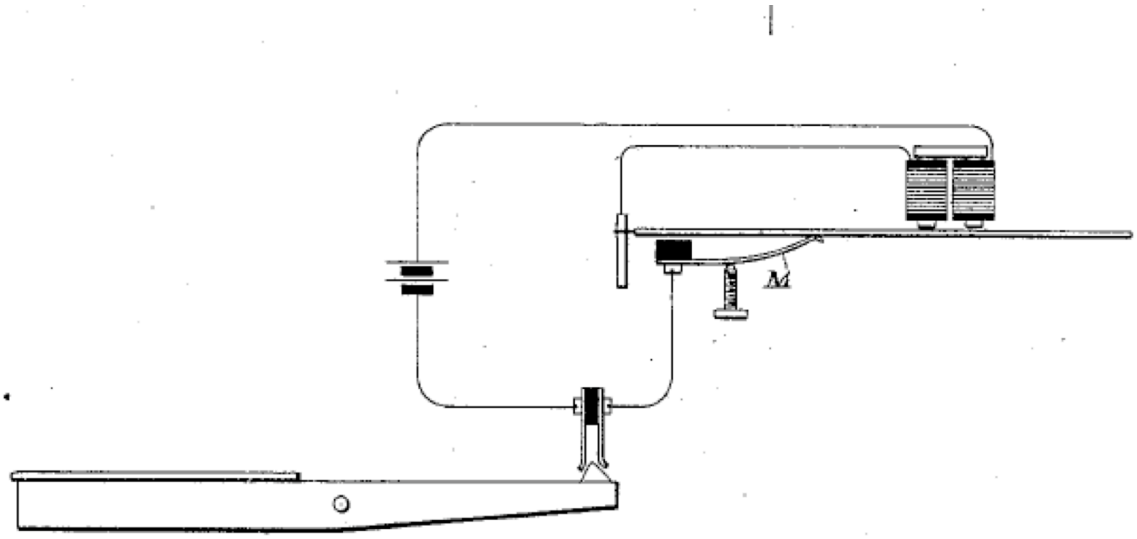

The string serves as its own current interrupter in the Dieckmann-system.

Bechstein, Siemens and Nernst: a piano with a loudspeaker

Actually, one could say that in the Dieckmann-instrument the division between piano, on one hand, and microphone and loudspeaker, on the other, does not exist. It is one of the few instruments that could be called electric while functioning without the typical division for musical instruments using electricity between sound-shaping and sound-emission. The technology needed for this piano, which like the Eisenmann piano was never produced commercially, was also very fragile and difficult to install. The availability of better-quality loudspeakers in the 1920s was soon reflected in new developments involving electric pianos. A good example is the Bechstein-Siemens-Nernst-piano in 1931, better known under the name "Neo Bechstein". All three contributors to its development and name were experts on different terrains: the Bechstein company had experience in building excellent pianos since 1853, Siemens had patented one of the first loudspeakers in 1874, and Nernst was a professor at the same institute of physics at the University of Berlin where Helmholtz and Eisenmann had conducted their research.[65] The Neo Bechstein piano differs from the Eisenmann- and Dieckmann-instruments in being simply amplified rather than using a complicated feedback system. The strings are placed close to several electromagnets (one per five strings), which this time are used not to maintain the vibration of the strings, as in the Eisenmann- and Dieckmann-pianos, but as

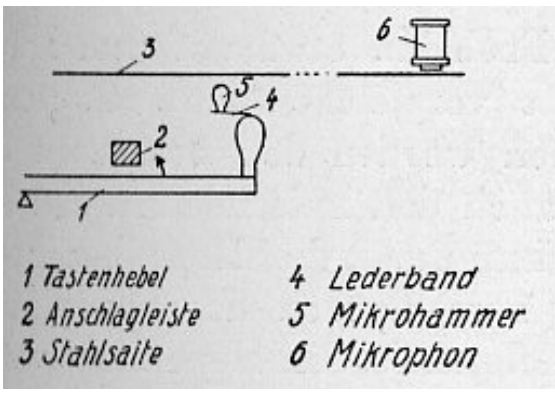

In the *Neo Bechstein* electromagnets (6) pick up the vibrations of the string (3) caused by hitting the piano key (1), which is connected to (4) a hammer (5).

[65] Although I did not find any evidential proof, probably the idea of the Neo Bechstein is still somehow related to the experiments by Eisenmann, performed forty years earlier at the same institution. The swell pedal, especially, which is present in both pianos to create crescendos after the attack, seems to reveal that it is a derivative of the same idea. The ideas of Helmholtz have been of great influence not only on the development of the electric piano, but as well on other electric musical instruments, such as the Telharmonium developed by Thaddeus Cahill in 1897 (Hagen 2010, 60).

microphones, converting the vibrations of the steel strings into electrical signals wich are transmitted to a large loudspeaker, whereas the acoustic (conventional) sound of the piano was made to be as soft as possible, using a special construction with very small hammers and without a soundboard.

Sound production by this instrument is based on the tympanic principle, and microphones and loudspeakers are integrated according to the *supporting* approach. The electromagnets pick up the vibrations of the strings, these are amplified by an amplifier, and a loudspeaker emits this sound. There is no longer a connection through sound waves between loudspeaker and microphone, creating an acoustic feedback circuit, and the mechanics of the piano are no longer

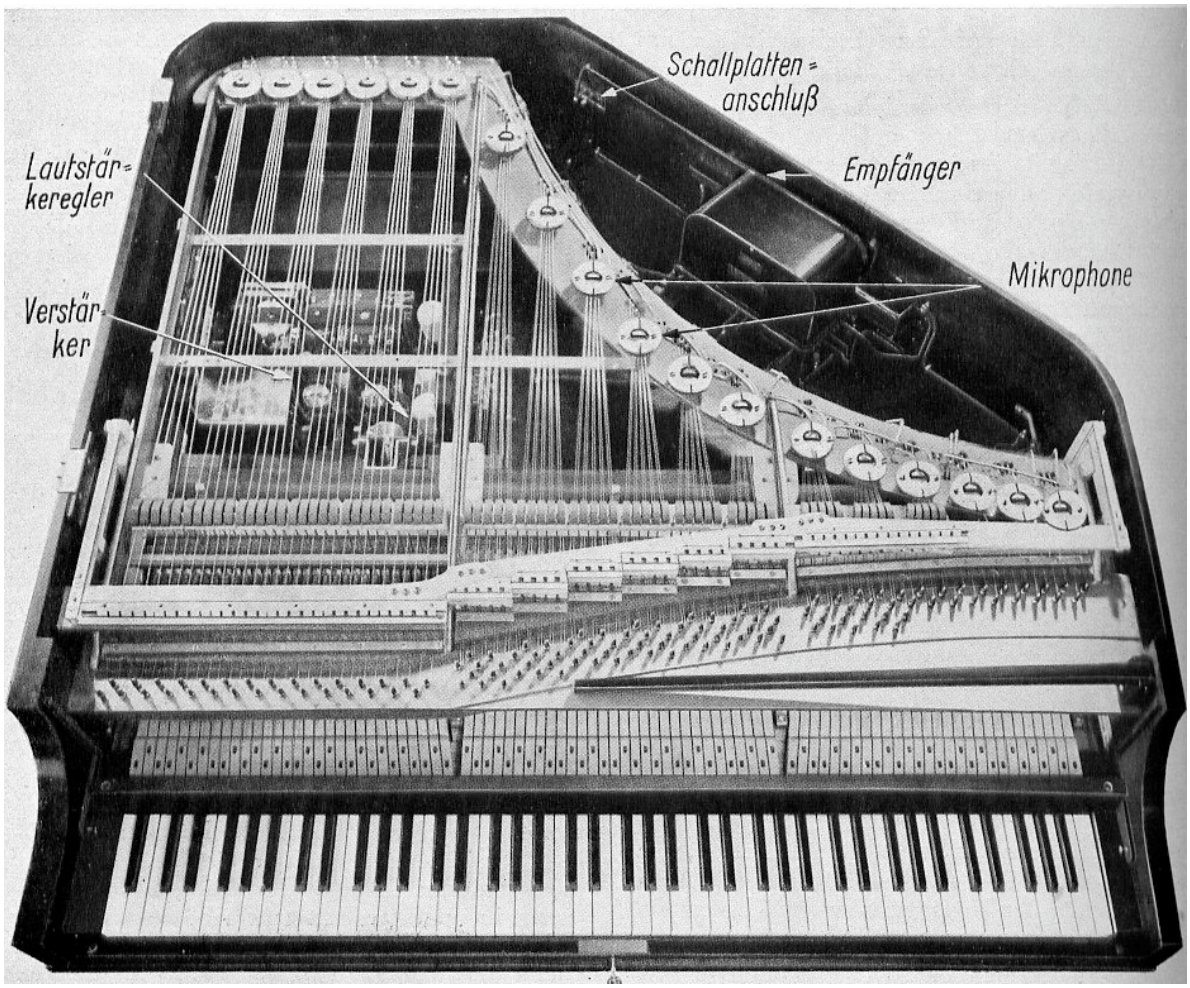

The core elements of the *Neo Bechstein*: an amplifier (*Verstärker*), a volume slider (*Lautstärkeregler*), a connection for a gramophone (*Schallplattenanschluß*), a radio (*Empfänger*) and electro-magnets (*Mikrophone*).

involved in a direct exchange with the electrical sound production, as was the case with the electric pianos previously discussed. The piano strings are nothing more than the suppliers of sound vibrations to a loudspeaker diaphragm, therefore shaping, but not emitting the sound, which should only be emitted by means of the loudspeaker. Contrary to the Eisenmann- and Dieckmann-pianos, there is thus a clear division between the musical instrument and the loudspeaker, which is treated as a device whose purpose is to make a certain sound audible,

The *Neo Bechstein* and its loudspeaker.

without revealing a characteristic sound of its own. As mentioned by Fritz Winckel, who collaborated on the development of the *Neo Bechstein*, the quality of loudspeakers needed to be good enough for them to function as a transparent sound emitter (Winckel 1931, 843).

The tympanic function of the loudspeaker used for the *Neo Bechstein* is underlined by the combination of the *supporting* and *reproducing* approach within this single instrument. Not only is the instrument amplified by the loudspeaker, but the *reproducing* approach is integrated into the instrument itself through the addition of a radio receiver as well as a connection to a record player to play records (Bechstein 1932, 19). One of the main reasons for these additions was, according to Bechstein, to bring the practice of music-making into the living room, as in the nineteenth century, when one was obliged to play a four-hand version of symphonies and operas in order to hear them at home. With this instrument, one could combine passively listening to music with actively playing the music itself, which, in his opinion, offered a deeper insight in the music. As he describes the use of this home entertainment system: "Now one can play for hours, day or night, without disturbing the neighbours: listening in between to the latest news, or allowing [the pianist, CvE] Lamond to play a sonata by Beethoven, and then immediately try to imitate him; each time the same sound is produced in the same way" (Bechstein 1932, 20).[66] This connection of musical instrument, radio and record player to the same device for sound emission, namely the loudspeaker, reveals that the latter is thought of not as contributing any characteristic sound of its own but as a device able to reproduce all kinds of sounds. As Bechstein claims in the citation mentioned above, the sound of the piano through the radio or the record player is the same sound as that of the piano: "each time the same sound is produced in the same way" (Bechstein 1932, 20). The sound caused by the vibrations of the piano strings is conceptualised in exactly the same way as the sound of a piano recording. All music-making in the home, whether a recording, a radio show or a piece played on the piano, sounds through one single sound-emission device: the loudspeaker.

Relating the tuning fork and tympanic principles to the four approaches

The developments described above constitute of course, only one of the possible focuses on the development of the first microphones and loudspeakers during the nineteenth century. I chose to focus on the role of the tuning fork—able to play only one single frequency—and microphones and loudspeakers, able to reproduce, ideally, every possible sound. Tuning forks, with their relatively heavy solid metal prongs, and microphones and loudspeakers with their thin and light

[66] My translation of: "Zoo kan men urenlang spelen op ieder moment van dag of nacht, zonder de buren te storen, intusschen gauw de laatste nieuwsberichten hooren, of zich door Lamond een sonate van Beethoven laten voorspelen, om dan meteen te probeeren, het hem na te doen: steeds ontstaat dezelfde klank op dezelfde wijze" (Bechstein 1932, 20).

diaphragms seem to fulfil completely different functions. As I demonstrated in this chapter, these two extremes came very close to each other in the nineteenth century, often being used to perform the same function in scientific devices or musical instruments. The tuning fork was often replaced by microphones and loudspeakers, used for picking up frequencies (the pianos of Eisenmann and Dieckmann) or for emitting frequencies (Helmholtz's tuning fork device). With the *Neo Bechstein*, a stage was reached in microphone and loudspeaker development in which microphones and loudspeakers functioned sufficiently well enough to be used for different approaches at the same time (*reproducing* and *supporting*).

The tuning fork principle also developed in another direction, and this resulted in the *generating* approach. Helmholtz tuning fork device for generating vowels could be seen as an early synthesiser. Pieces like Goeyvaerts' *Compositie Nummer 5 met zuivere tonen* [Dutch for *with pure tones*] as well as Stockhausen's *Studie II*, both using only sine waves for additive synthesis, could be seen as a direct descendents of the idea of developing sounds by adding the partials of a frequency spectrum. Since there is a clear division in these pieces between the device shaping the sound (sine wave generators) and that emitting the sound (loudspeakers), the *generating* approach could also be said to implement the tympanic principle for the emission of its sounds. The devices discussed in this chapter which used the tuning fork principle could therefore be regarded as predecessors of sine tone generators, as well as of microphones and loudspeakers.

Microphones and loudspeakers developed towards "neutral" and "inaudible" transducers of sound waves, and are therefore included in the tympanic principle. As I demonstrated at the beginning of this chapter, they are also able to function according to the tuning fork principle. This takes place during the phenomenon of producing acoustic feedback. I started this chapter with the idea of Ashley that feedback is the only sound intrinsic to electronic music (Holmes 2008, 185). At the end of this chapter, I must conclude, that much more variety in sound intrinsic to electronic music exists. Acoustic feedback seems to be an interesting starting point though for involving microphones and loudspeakers in the sound shaping process. In the next chapter, I take a look at what happens when artists use the microphone and loudspeaker according to the tuning fork principle and how composers, since 1950, started to apply this principle to *interact* (the fourth approach) with microphones and loudspeakers.

4 Interacting with microphones and loudspeakers: movement, material and space

Three forms of interaction: movement, material and space

This chapter turns toward investigating the possibilities of the *interacting* approach towards microphones and loudspeakers. By employing microphones and loudspeakers according to the paradigm of the *tuning fork principle*, as discussed in the previous chapter, sound is not only generated, as is the case with the *tympanic principle*, but is also shaped by the particular qualities of the microphone(s) and loudspeaker(s) used as well. I examine different methods used by composers and musicians for *interacting* with microphones and loudspeakers. These methods may be brought together by the idea that the microphone and loudspeaker themselves are audible instead of functioning only as neutral transducers of sound. At the beginning of chapter 3, I mentioned acoustic feedback as a possible result when microphone, amplifier and loudspeaker are the constitutional elements shaping the sound. However, a stable sound shaped by this set-up is not enough, since performing music implies, most of the time, that a musical instrument produces many different sounds instead of only one. How a variety of sounds can be produced with microphones and loudspeakers and what assortment of interactions might be possible between them, the performers, and other elements of the set-up, is the topic of this chapter.

When considering conventional musical instruments,[67] I define three different actions central to the interaction between performer and instrument. The first is supplying energy. This is accomplished by actions like bow movements, string plucking, hitting objects and blowing on reeds and into pipes. This energy generates certain physical vibrations, which act in the audible domain: objects such as strings, reeds and membranes begin to vibrate, exciting other elements, such as soundboards, to vibrate as well. I call this energy supply *movement*, as it brings the object into vibration, and the force, range or quality of movement might change these vibrations.

The alteration of the physical characteristics of the vibrating body of the musical instrument, the second action of musical instrument playing, can be achieved by, for example, shortening or lengthening strings or pipes. The exact shape of these vibrations depends on the amount of the energy as well as the material of the object brought into vibration. These different shapes of

[67] The term musical instrument is used here by me as the first category of objects one can make music with, as defined in chapter 2. I use the term conventional (musical) instrument to refer to musical instruments that belong to the first category, which do not use electricity for sound production. Although the electric guitar, for example, is a first category musical instrument, it is not a conventional instrument, due to its reliance upon electricity.

vibrations will, of course, generate different sounds, since they produce other patterns of air pressure waves. I term this second kind of action *material*, since it is the materiality of the objects that is changed and which causes a modification in the sounding result.

A third aspect of playing a musical instrument, often neglected, but which became more relevant with the introduction of microphones and loudspeakers into music, is *interaction* with *space*. Musicians tend to adapt their performance to the space where the performance takes place in, playing differently in a highly resonant space than in one with dry acoustics (Alperson 2008, 44). As I will demonstrate later in this chapter, this form of *interaction* has become especially prominent in compositions for microphones and loudspeakers.

Comparable to the situation with a musical instrument, every component of an acoustic feedback chain acts as a filter, since it has its own characteristic spectrum (Emmerson 2007, 133). A filter does not necessarily only function to diminish certain frequencies but is also able to amplify frequencies. This implies that microphones and loudspeakers add their own sound colour, just as the different parts of an instrument do. The system of microphone, amplifier, loudspeaker and space as well as the distance between microphone and loudspeaker all serve to amplify some frequencies while dampening others. By changing one of the elements of the entire system, the feedback sound will change as well. The three different aspects of musical instrument playing are therefore applicable to the acoustic feedback system: a different type of microphone or loudspeaker (which is nothing else than a change in *material*) will change the sound, another performance *space* influences the sound, and a change in the distance between microphone and loudspeaker through *movement* changes the resulting sound as well.

I view these three possibilities—*movement*, *material* and *space*—as relevant in the interaction between musicians and their musical instruments. What follows is an investigation of the implementation of these interactions in the works of various composers and musicians. I decided to look primarily at what could be called "concert" works rather than at sound installations. This might seem odd, since it is especially within the multifarious sound installations developed during the last fifty years that microphones and loudspeakers often play an important role. The reason to exclude them from my research is that in sound installations there is no interaction between performers and musical instruments or other objects. In general, no performers are even present, and the objects used in sound installations are often not associated with musical instruments. It is for this reason too that sound installations are often regarded as being part of a fine art tradition rather than a musical one. The human-sound object interaction is most often found in the relation between the audience and the installation, which results in other types of interaction, requiring a different type of research.

MOVEMENT

The first interaction I will examine is how movement can change the energy supply within the set-up of microphone, amplifier and loudspeaker. What should be kept in mind is the difference between the energy supply of conventional instruments and that of microphones and loudspeakers. The energy needed to bring microphones and loudspeakers into action is delivered in general by electricity. Changing the amount of electricity supplied to microphones and loudspeakers might indeed change their sound, but cannot be seen as a part of the *interaction* approach with microphones and loudspeakers, as defined in chapter 2. The interaction does not take place between the performer, and microphones and loudspeakers, but between the volume slider (or any other control device) which controls the electrical signal and the performer. This way of changing the energy supply is therefore related to the *generating* approach. What I wish to examine in this chapter is *interaction* with microphones and loudspeakers, implying that I need to search for a way of changing their energy supply by interacting with them, instead of by manipulating the electrical signal.

In an acoustic feedback set-up, the microphone picks up air pressure waves which are, for the most part, generated by the vibrations of the loudspeaker diaphragms. As I mentioned earlier, the amplitude of these diaphragm vibrations could be manipulated by diminishing or increasing the current supply by means of, for example, a volume slider. To achieve an alteration in these vibrations related solely to an interaction between performer, and microphones and loudspeakers, the distance between microphone and loudspeaker can, for example, be changed. When the distance between microphone and loudspeaker is increased, the vibrations emitted by the loudspeaker reach the microphone with less energy. The changes in sound due to changes in distance can in no way be compared with the effect produced when the volume knob is turned down. All manners of alteration in pitch and sound-colour, as well as volume, will occur in such a set-up. The closer the microphone is brought towards the loudspeaker, for example, the higher the pitch of the feedback will be, in general. As revealed by this experiment, the acoustic feedback set-up is an interactive system in which no single parameter can be changed without also bringing about changes in other parameters. This is similar to how all musical instruments function: playing a violin string while applying less force will result not only in a smaller amplitude of string vibrations but fewer audible partials as well.

Movement 1: changing the distance between microphone and loudspeaker: *Quintet* by Hugh Davies

In the piece *Quintet* (1968) by Hugh Davies*, the performers move microphones, thus changing the distance between microphone and loudspeaker. The piece is scored for five performers, five microphones and six loudspeakers (see scheme *Quintet*). The basic musical feature for this piece is the use of acoustic feedback, and each performer has his own acoustic feedback set-up (Davies 1971, 86). Loudspeakers are placed in all four corners of the performance space, and in front of each loudspeaker stands a performer with a microphone in his hand. The fifth performer is placed in the middle, controlling the volumes of all loudspeakers and equipped also with a microphone and two loudspeakers.

The score consists of a text with a time line, providing descriptions of what kind of sounds should be heard during a certain time span. The main activity of the four players in front of the loudspeakers is to change the acoustic feedback sounds by moving their microphone forwards and backwards, always with the front of the microphone pointing toward the loudspeaker. In the score, Davies describes the desired sound results as well as how to move the microphone. At 1'45", for example, the performers should "move the microphone slowly in different directions, producing increasingly wider pitch intervals" (Davies 1971, 87). At other moments in the piece the performers are instructed to hold steady the last produced sound, make tremolos between close pitches or play arpeggio patterns. Davies indicates three areas of pitch with the letters H, M and L for high, medium and low.

What gives the set-up vitality as an instrument is the very strong interaction between the movements of the performer and feedback sound: every slight movement with the microphone changes the sound. The set-up is a "circle" in which every element influences the next element: from loudspeaker output, to performance space, to microphone input, to (processed) electrical signal sent back to the loudspeaker again. As outlined in chapter 3, the sound has no recognisable starting point in this set-up, nor does the shaping of the sound have a clear end point. The relationship between performer movements and resulting sounds is much less predictable, though, than is the case with conventional instruments. Whereas the *interaction* relationship is very strong, the resulting sound is often surprising for the audience as well as the performers. Using microphones and loudspeakers to produce feedback is to use them in a way not intended by the manufacturer. These devices, therefore, have an inherent, designed, resistance against this *interacting* approach, which would force them to act to the fullest extent possible as a conventional musical instrument.

Owing to what could be called "misuse" of microphones and loudspeakers in this piece, the artistic essence is embodied not only in the sounding result but also in the efforts of the

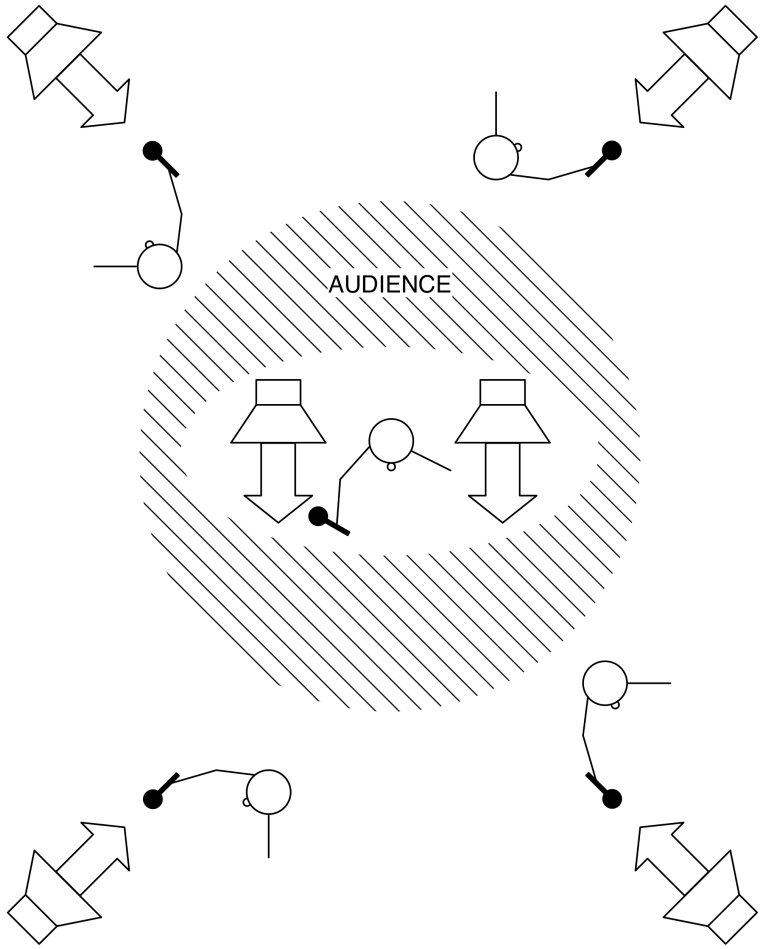

Hugh Davies *Quintet*: the performers modify the acoustic feedback between microphones and loudspeakers by moving the microphone and in this way changing the distance between microphone and loudspeaker.

performers to obtain it. This means that something that might be regarded as a mistake under other musical circumstances, for example a similar gesture resulting in a differing or unintended sound, is a vital element of this composition, directed toward another revelation of the possibilities of microphones and loudspeakers to behave like musical instruments. Davies himself calls this misuse a "glitch": "Here I define the 'glitch' as an accidental or deliberately-caused malfunctioning of a musical instrument or item of audio-related equipment, which often has an unpredictable and potentially fruitful result; by 'malfunctioning' I encompass all methods of creating sounds that were not intended by the inventors, designers or manufacturers" (Davies 2004, 2). The acoustic feedback has a life of its own which may be influenced by the performer's

movements, but the sound will never be under the total control of the performer.

Davies not only composes for this unpredictability, but also makes use of the fact that the existence of this instrument is provisional. Contrary to a violin, which remains the same instrument also when not being used in a performance, the microphone and loudspeaker in a feedback set-up are in an exceptional situation and can be reconnected into another set-up. After the performers have been interacting with the feedback for nearly ten minutes, at 9'15" something disconcerting happens in *Quintet*. The fifth player, who is controlling the volumes, switches the connections between microphones and loudspeakers.[68] The acoustic feedback sound suddenly ends, and the movements of the performers do not directly impact the sound anymore, since their microphone is now connected to the loudspeaker of one of the other performers. The instruments have been dissolved by this action, and need to be traced back again. At this point, each performer searches for acoustic feedback with his microphone by pointing it towards the loudspeakers of one of the other performers. Whereas in the first nine minutes the unpredictability lies in the instrument itself, at 9'15" the performers have lost their instrument altogether. The hesitation of the performers during this moment is audible, even in the CD recording (Hinant 2003), although in a live performance it obviously becomes even easier to perceive, since the audience also sees the performers searching (listen to the audio example *Quintet*). With this radical dissolution of the instruments and the need to search for a new instrument, Davies underlines the fragility of this set-up. The instrument is not tangible, nor does it inhabit a certain location in the performance space.

Some remarks on acoustic feedback in music: from mistake to music

Feedback became a common feature of much music during the 1960s.[69] In some pieces, such as *I feel fine* (1964) by the Beatles, it was used more as an effect or ornamentation. The feedback at the beginning of this song was probably recorded by accident. The Beatles recognised its musical quality and decided to use it in the song. Acoustic feedback did exist from the beginning of the invention of sound reproduction technology using electricity and was, of course, regarded as a problem, since it disturbed the *reproducing* and *supporting* approaches, especially the latter, because all amplification systems have a potential to cause feedback. Early telephone systems had also to fight against a "howling" sound, as I discussed in chapter 3. The reason that feedback became so popular as a means of musical expression during the 1960s might be related to the

[68] The fifth player is as well adding some signal processing to the acoustic feedback signal, like ringmodulation.

[69] The *Resonance magazine* devoted a whole edition to feedback in music and in the arts in general (Aufermann 2002).

fact that the acoustic feedback problem was, at that point, largely solved,[70] since the development of amplification technology and the use of filters and other equipment had rendered sound emission much more controllable (Wicke 2001, 247–248). Feedback between loudspeaker and microphone could now be avoided, and there was a clear difference between which sound belonged to the performance and which did not. The sound of acoustic feedback "entered the spotlight in the 1960s probably due to that decade's character of rebellion and dissent" (Myers 2002, 12) and was regarded as useful material to express this attitude, since is created by purposely misusing the equipment.

Apart from these "effect" appearances, as in the Beatles song, acoustic feedback became fundamental musical material for many artists, such as Jimi Hendrix, David Bowie or Sonic Youth. For these artists, feedback functions not merely as a sound symbol but as one of the central sounding elements of the piece. Owing to this musical interaction, misuse becomes a new kind of manipulation. During the performance of such a piece, attention is drawn to the *interaction* between the players and the acoustic feedback system. Whereas this is normal for all conventional instruments, for the microphone and loudspeaker it is through this "misuse" that microphone, amplifier and loudspeaker receive and make their own voice audible.

Whereas the uncontrollable aspects of musical instruments were tempered as much as possible in the context of conventional musical instrument development, it was often exactly the unpredictability of sound production with acoustic feedback that made this an interesting music-making tool for many composers and musicians. Moreover, during the 1960s it was an easy and cheap way to invent live electronic music, used to advantage by composers such as Robert Ashley* (composing his famous feedback piece *Wolfman* in 1964) and David Tudor* (who composed the feedback piece *Microphone* in 1970 for the 1970 World's Fair in Osaka). Morton Subotnick* mentions using feedback during live performances with piano as early as 1962 (Bernstein and Payne 2008, 126) and Eliane Radigue*, who later produced her principal works utilising the ARP 2500 synthesiser, relates that she did not have access to a real synthesiser during the 1960s and therefore used acoustic feedback as her principal electronic sound instead. All of these composers regarded the instability and fragility of the feedback system as an interesting element within their compositions. Radigue, for example, describes the sound control process as follows:

> So I worked with electronic sounds, these wild electronic sounds made out of feedback effects from a mic with a loudspeaker. It is very subtle to do that, because you have to find the right distance, just slowly moving it so the sound is slightly changing. You must be very dedicated and precise (Rodgers 2010, 55)!

[70] In chapter 3 I discussed the invention of acoustic feedback control methods developed by Paul C. Boner.

Movement 2: introducing silence: *Pendulum Music* by Steve Reich

In Davies' *Quintet* the result is silence, when the distance between microphone and loudspeaker is so large that the microphone no longer picks up enough acoustic input from the loudspeaker to produce acoustic feedback—the set-up does not supply sufficient energy to maintain the acoustic feedback loop. Moving the microphone closer to the loudspeaker initiates feedback again. The closed circle previously formed by the set-up is opened slightly by this silence, since the connection between loudspeaker output and microphone input becomes much weaker. The loudspeaker still emits what the microphone is picking up, but the signal coming from the loudspeaker is, through distance, so reduced that it is insufficient to realise an acoustic feedback process. These microphone movements, approaching and withdrawing from the loudspeaker, therefore open and close the circle of this set-up. The instrument is, thus, constructed as soon as the feedback sound is heard and dismantled as soon as there is silence again. The next piece that I will discuss, *Pendulum Music* (1968) by Steve Reich*, uses the appearance and disappearance of acoustic feedback as its main musical material. Several microphones hang above an equal number of loudspeakers, lying with diaphragms facing up on the floor (Reich suggests 2, 3, 4 or more in the original score (Nyman 1999, 12), see scheme *Pendulum Music* and a picture of the original score). At the beginning of the performance, each performer takes a microphone in her hand, pulls it to the side and releases it to swing directly over the loudspeaker. Next, the volume of the amplifier is turned up, until a soft feedback sound can be heard. The microphones swing forwards and backwards (see video *Pendulum Music*).

Whereas the phasing effect caused by the microphones swinging back and forward at different speeds was probably the main compositional interest for Reich himself, I will investigate what happens with the feedback sound during this performance. The feedback only occurs when the microphone is close enough to the loudspeaker. At the beginning of the performance, a large part of the arc created by the swinging movement of the microphone takes place in total silence. Only when the microphone is quite close to the loudspeaker a short feedback sound is audible. This feedback sound primarily consists of only one pitch. When the movement of the microphone becomes smaller and slower, the feedback sounds become longer, but often more varied as well, since the microphone remains closer to the loudspeaker, and there is more time for sounds to develop. Although the arc of the microphone pendulum becomes smaller and smaller as the piece progresses and the microphone loses its momentum, the feedback sound increases in length as well as in variation of pitches and sound colours, depending on the distance between microphone and loudspeaker, and the velocity of the microphone movements. At the end of the piece, all microphones hang motionless above the amplifier, and the feedback sound stabilises to become a continuous sound.

PENDULUM MUSIC

FOR MICROPHONES, AMPLIFIERS, SPEAKERS AND PERFORMERS

2, 3, 4 or more microphones are suspended from the ceiling by their cables so that they all hang the same distance from the floor and are all free to swing with a pendulum motion. Each microphones cable is plugged into an amplifier which is connected to a speaker. Each microphone hangs a few inches directly above or next to it's speaker.

The performance begins with performers taking each mike, pulling it back like a swing, and then in unison releasing all of them together. Performers then carefully turn up each amplifier just to the point where feedback occurs when a mike swings directly over or next to it's speaker. Thus, a series of feedback pulses are heard which will either be all in unison or not depending on the gradually changing phase relations of the different mike pendulums.

Performers then sit down to watch and listen to the process along with the audience.

The piece is ended sometime after all mikes have come to rest and are feeding back a continuous tone by performers pulling out the power cords of the amplifiers.

Steve Reich 8/68

Steve Reich *Pendulum Music* score.

What kind of instrumental playing is this? Is there any going on at all? And if not, what else is going on? It is obvious that the sound sources of what is audible, are microphone, amplifier and loudspeaker. The interaction with the performer takes place only at the very beginning in complete silence, since the volume is not yet raised to a level that creates feedback. The biggest movement, the first swing of the microphone after the performer releases the microphone, takes place before any sound occurs. Starting with an open space of silence, this piece closes towards a circle of feedback sound. The instrument comes into being during the performance, seemingly appearing out of nowhere.

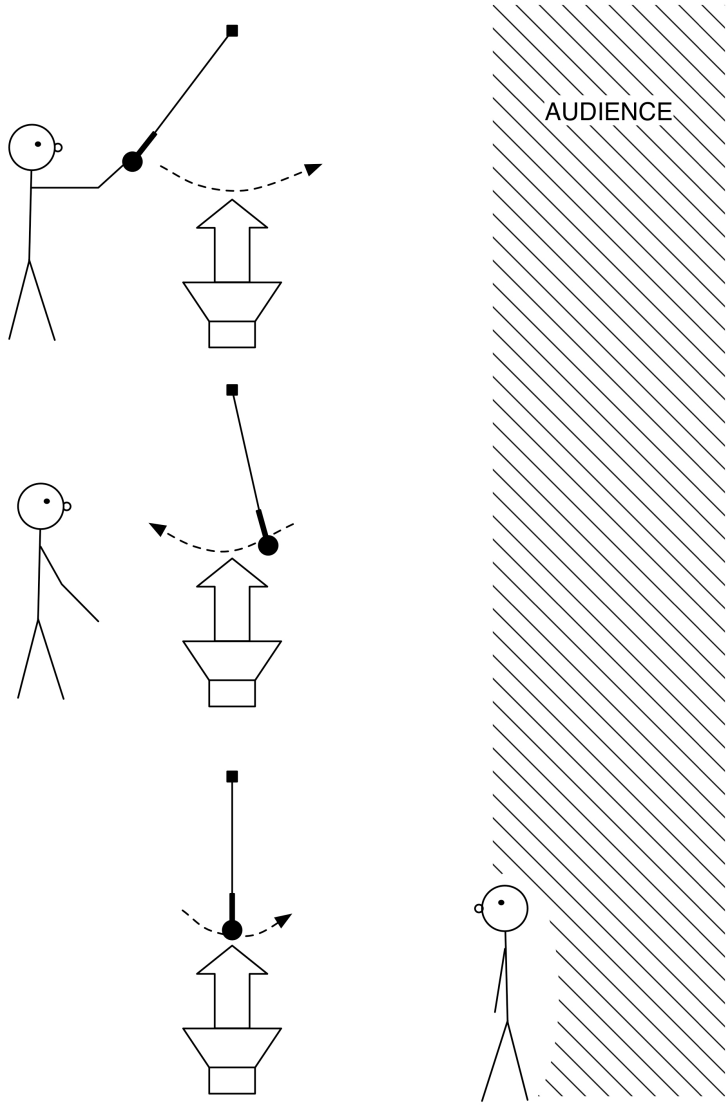

Steve Reich *Pendulum Music*: the scheme depicts three stages of the piece. At the top the performer is holding the microphone, in the middle the performer has released the microphone and at the bottom the performer has joined the audience to listen to the swinging microphones.

Reich requests the performers explicitly in the score to watch and listen to the process along with the audience, once they have released the microphones (Nyman 1999, 12). As musicologist Richard Taruskin observes concerning *Pendulum Music*: "What makes the music, then, is not the composer, not the performer, but it (call it the force of gravity)" (Taruskin 2009, 373).

Indeed, the force of gravity causes the decay of the swinging of the microphones until they finally become stationary. But the force of gravity is not the musician, neither is it the source of the

sound. Nobody is playing after the first release of the microphones. What happens is that, with every swing of the microphone, more of the sound appears, more of the sonic potential lying dormant within the system of microphone, amplifier and loudspeaker. Contrarily to the interaction with conventional musical instruments, which need to be compelled through with movements by performers to reveal their musical world, this piece seems to reveal more of its musical world as less movement occurs. The performers sit down to listen to how the musical instrument develops, when it is not being forced to produce sounds but allowed to discover its own sound world. As demonstrated with *Pendulum Music*, using acoustic feedback in a composition can stimulate forms of *interacting* between performer and sounding object which are substantially different than those arising in performances with conventional musical instruments.

Movement 3: listening as a performative act: *Bird and Person Dyning* by Alvin Lucier

Apart from turning the feedback on and off by changing the distance between microphone and loudspeaker, as in *Pendulum Music*, one might imagine as well that the microphone picks up not only the sound of the loudspeakers, but that of another sound source as well, as is done in *Bird and Person Dyning* (1975) by Alvin Lucier*, for example. The silence caused by opening the feedback circle is now intruded upon by another sound producer, which enters from outside the feedback set-up.

Listening itself becomes a performative act within this piece. A small electric bird chirps in the space, and the performer, often Lucier himself, moves his head as if trying to locate the bird by listening to its song. He wears binaural microphones in his ears, and the sound picked up by these microphones is emitted through two loudspeakers. As mentioned in the score, the amplifier's level should be high enough to provoke feedback (Lucier 1995, 372). Since the feedback sound is related to the distance between the microphone and loudspeaker and the reflections of the sound in the performance space, there is a clear *interaction* between performer movements and resulting sound, as in *Quintet* and *Pendulum Music*. Every movement of the performer's head results in a change in the feedback sound. At the same time, the bird is also amplified through the microphones, located in the ears of the performer, and the amplified sound of the bird also interacts with the feedback sound. The binaural microphones pick up the direct electronic bird sound as well as all its reflections in the performance space. These are again projected into the performance space through the loudspeakers and influenced by reflections in that space, resulting in complicated patterns of interferences of sound waves. This generating of new frequencies in space is called *heterodyning*, hence the title also refers to this

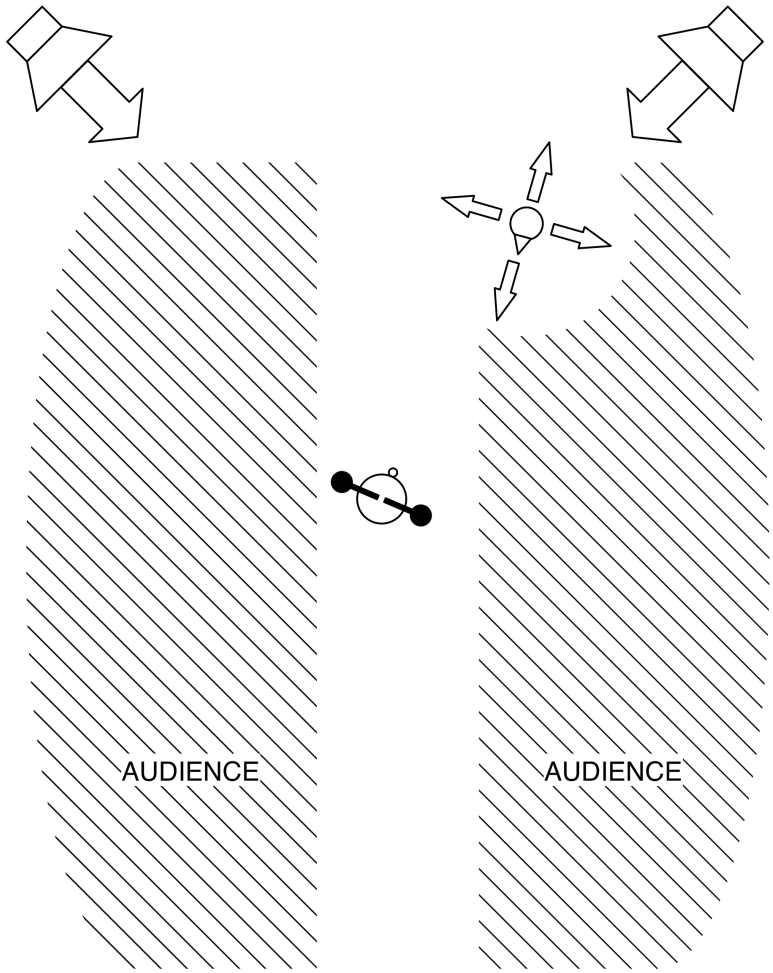

Alvin Lucier *Bird and Person Dyning*: the sound of the electronic bird is picked up by the microphones in the ear of the performers. The microphone signal is emitted by the loudspeakers and depending on the distance between microphones and loudspeakers acoustic feedback is produced as well.

effect through the word "dyning" (see scheme *Bird and Person Dyning* and view the video *Bird and Person Dyning*).

The sound in this piece is shaped not only by the distance between performer and loudspeaker, but also by that between performer and bird. Lucier makes movements that signify listening or, as he himself says, "do you know how robins turn their heads to listen?" (Lucier 1995, 172). Lucier describes the task of the performer as follows:

> The performance simply consists of the performer moving slowly around the space searching for phantoms. When I perform the work I usually move trough the audience,

> toward the birdcall and speakers, stopping briefly when I hear heterodyning. I tip my head from left to right, to fine tune the results and move them to various points in space. The spatial relationships between the binaural microphones and the loudspeakers determine the geographical locations of the phantom birdcalls. I relish the theatricality of the situation. Sometimes the results are vivid—transpositions and their mirror inversions occur. At other times, however, the room just produces a few unwanted resonances. The performer accepts the task of finding the appropriate strands of feedback that create phantom images of the birdcall. The performance is not an improvisation (Lucier 2002, 24).

The performer's listening is now an audible feature of the performance. In contrast to Reich's *Pendulum Music*, there is a constant interaction in *Bird and Person Dyning*, between movements by the performer and the resulting sound. This interaction does not rely on the gestures of conventional instrument playing, as does most of the piece *Quintet* by Davies. The movements incorporated in this piece are derived from, and thus denote, the practice of listening, which is often regarded as being silent and passive. The bird plays the role of the more conventional musician during this performance, but its way of making music is quite predictable: the bird repeats exactly the same phrase, again and again. The variable part of the performance is more present in the actions of listening performed by Lucier, generating constant changes in the sound result, since the reception of the bird sound as well as the feedback sound itself changes according to the head movements.

I examined several pieces that use movement to interact with microphones and loudspeakers. In my analysis, the kind of *interaction* between performers and microphones and loudspeakers is often quite different from what commonly takes place in a musical performance with conventional musical instruments. The performers are "looking for their instrument", as in *Quintet*, "listening to their instrument", as in *Pendulum Music*, or "using their listening as a sound controlling act", as in *Bird and Person Dyning*. Microphones and loudspeakers can thus be part of a musical performance, and performers can interact with them. What happens when these devices are actively taking part in a musical performance is a change in performance praxis itself. Owing to their resistance to acting in ways we expect of conventional musical instruments, they twist the familiar elements of a performance into a new configuration.

Movement 4: interacting with another sound source: *Green Piece* by Anne Wellmer

In the first two examples analysed in this chapter, the sound is shaped entirely by microphone, amplifier and loudspeaker as well as the performance space itself. In the last performance (*Bird and Person Dyning*) this system is expanded through the introduction of the little electronic bird.

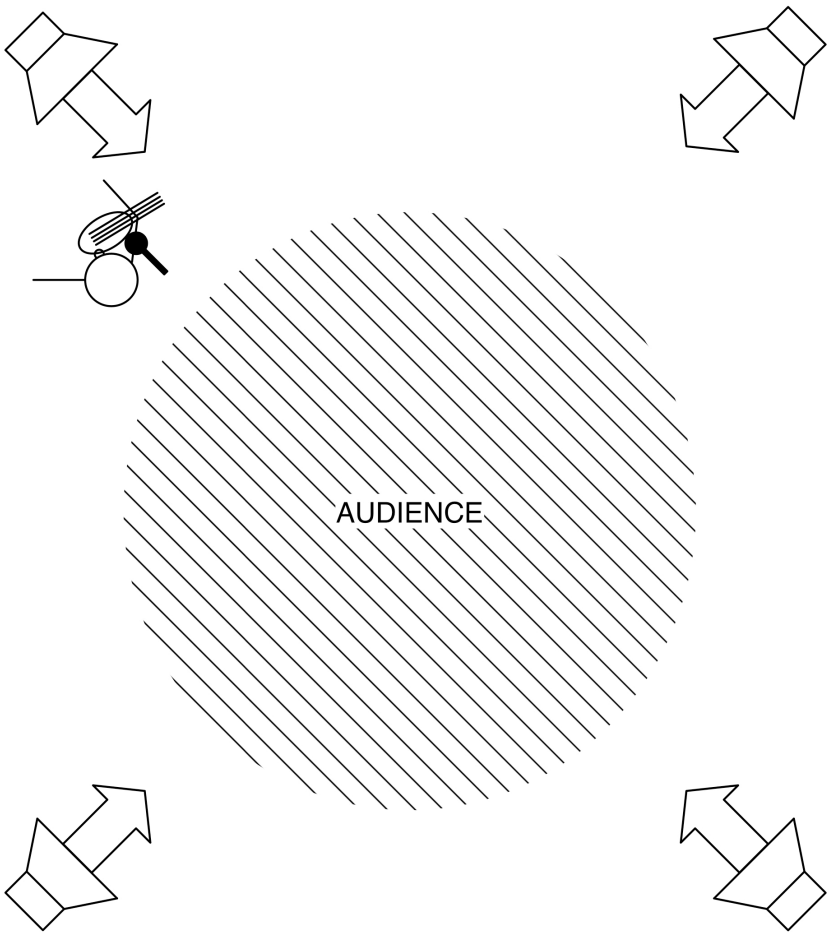

Anne Wellmer *Green Piece*: the sound of the viola is picked up by a microphone. The microphone signal is emitted by the loudspeakers and depending on the distance between microphone and loudspeakers acoustic feedback is produced as well.

Until now there was direct communication between loudspeaker and microphone; neither could be identified as the initiator of the chain of sound production. However, this works differently in the piece by Lucier. When the electronic bird calls, the microphones pick up a signal which changes owing to something other than the performer's movements. The electronic bird is not part of the microphones and loudspeaker set-up, as described at the beginning of this chapter. The microphone turns aside from the loudspeaker as its only partner for shaping the sound and picks up the vibrations of another object. The circle of feedback is opened, and a starting point for the sound, namely the electronic bird, is introduced. Whereas the feedback sound in this performance is still a circle without a clear starting point or end point, there is also what I would like to call a "line of amplification" present in this piece. The electronic bird initiates this line, which is subsequently extended by the microphones picking up its sound, and which finishes

with the loudspeakers emitting the sound in the performance space. Does this also signify that the *interaction* approach no longer suffices to describe this situation in its entirety and that the amplification of the electronic bird in this piece is part of the *supporting* approach?

To answer this question, I examine *Green Piece* (2006) by Anne Wellmer*. In this piece a viola player wears a wireless microphone, and four loudspeakers are placed in the hall (see scheme *Green Piece*). As in Lucier's piece, the performer walks around during this piece, and in this way can approach a loudspeaker, causing feedback as well as retreat again, thus diminishing the feedback. Because the vibrations of the viola are continually received by the microphone (which is attached to the viola), the performer is able to colour the feedback. If the viola plays certain frequencies, feedback will be triggered in response to these frequencies or related frequencies. Fixed sounds are played through the loudspeakers, which will also influence the feedback. The instability of the acoustic feedback set-up is exploited by Wellmer as a means to create live electronic sound processing, shaped by a constant interaction between viola, microphone, loudspeaker and performance space. The feedback is no longer functioning in the performance as a central, but rather isolated, phenomenon, but in constant dialogue with the sounds of the viola. Whereas in Lucier's piece the electronic bird sound was not influenced by the acoustic feedback, in the piece by Wellmer the viola reacts to what is happening sonically as the result of acoustic feedback (listen to the audio example *Green Piece*).

It becomes clear from the last two examples—the pieces by Lucier and Wellmer—that in applications other than acoustic feedback, such as amplification, microphones and loudspeakers can become audible as sound shaping devices as well. Varying the distance between microphone and a sound source will not only make the latter louder or softer, but also different in sound colour. When the microphone is further away from the sound source, more resonances of the space will be picked up, whereas when it is closer to the sound source, more high partials of the sound of the object and less space resonance will be introduced into the sound produced. In this way, it is possible to compose a piece in which movements of the microphone are the only changing parameter, without the occurrence of any acoustic feedback. The next piece I explore is based on this idea of microphone movements as a compositional parameter.

Movement 5: amplification only: *Mikrophonie I* by Karlheinz Stockhausen

In *Mikrophonie I* (1964) by Karlheinz Stockhausen*, microphone movements which result in differences in amplification are used as an important part of the composition, as already revealed by the title. Stockhausen's inspiration for this piece came from listening closely to the sounds of the tam-tam and realising that he heard all kind of sounds that would remain inaudible for the audience if they were not amplified (Manion 2012, no page numbers). He

decided to use a microphone as a replacement for the ear. Although the microphone should fulfil a listening function in this piece, similar to the role of the microphones in *Bird and Person Dyning*, there is a significant difference here. The microphones are treated "as a doctor who probes a body with a stethoscope", as Stockhausen mentions in the preface of the score (Stockhausen 1964, 9). Whereas Lucier's piece focus on the subjectivity of listening, making audible the listening of an individual, Stockhausen seems to be more interested in discovering

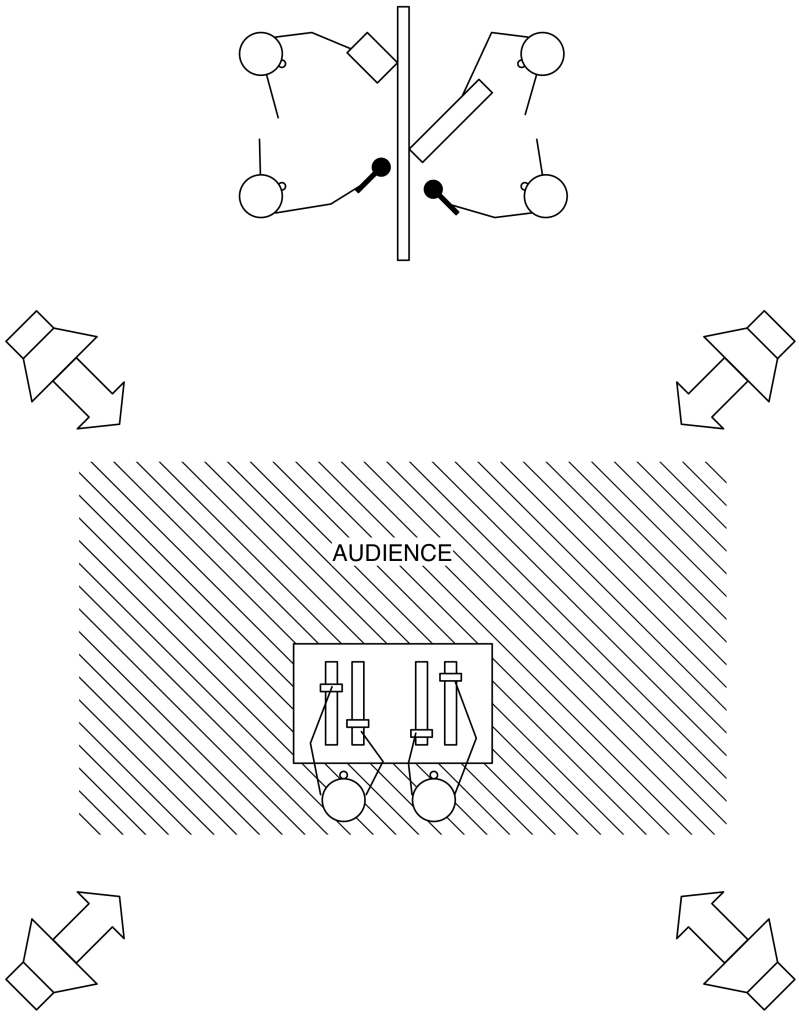

Karlheinz Stockhausen *Mikrofonie I*: microphone movements are used to pick up tam-tam sounds. The left is diffused by the loudspeakers at the left side of the hall, the other at the right side.

the intimate realms of the sound of the tam-tam, which would remain unheard without the help of a microphone.

Stockhausen conceived *Mikrophonie I* as a piece in which the microphone is put to use as a musical instrument. He searched for a way of eliminating the fixed microphones on stands which always maintain the same distance from the instruments they pick up. In *Mikrophonie I* Stockhausen aspired to bring the position of the microphone into play as a composable parameter. He describes his compositional intentions as follows:

> The microphone has, up to now, been treated as a lifeless, passive recording instrument for the purpose of obtaining a sound playback that is as faithful as possible: now it also had to become a musical instrument, and to be used in turn to affect every aspect of sound. Thus it had to be able to contribute to shaping pitches, harmonically and melodically, also rhythm, dynamic level, timbre and spatial projection of sound, according to composed indications (Stockhausen 1964, 9).

The microphones should be used to modify the same parameters as every conventional musical instrument is able to do and guide all aspects of sound shaping. The result is indeed probably one of the most elaborate scores for movements with microphones ever written. *Mikrophonie I* is scored for tam-tam, 2 microphones, 2 filters and potentiometers, and should be performed by six players. These players are divided into two symmetrical groups, each comprised of one player who causes the tam-tam to sound by manipulating it with different objects; one player who picks up, with a highly directional microphone, the sounds produced by the first player as well as occasionally playing the tam-tam with objects; and a third person controlling the filter and faders for the final sound result. At each side of the tam-tam (front and back) there is an object player and a microphone player; the filter and fader players are positioned in the audience space (see scheme *Mikrophonie I*). By dividing the musical process into these three different areas, Stockhausen sees the possibility of connecting all aspects of instrumental praxis with the electronic sound world. For him, through using a microphone and processing the sound it picks up, the vibrations of any sounding object receive the possibility of merging into a coherent music composition (Misch and von Blumröder 1998, 119). His way of achieving this is, first of all, to deliver the microphones into the hands of the musicians. In the score of *Mikrophonie I*, Stockhausen notates diverse movements for the microphones. The two main parameters described are the distance to the tam-tam surface (three different distances are defined, from very close to far away as well as the distance of the microphone to the point of excitation by the object used to play the tam-tam (most of the time played by player one). This second parameter is also divided into three different distances: direct sound from the object, sound from further away, and indirect sound. The closer the microphone is to the object, the more prevalent high frequencies will be in the sound, since rapid air pressure waves decay the fastest. When the

microphone is placed further away from the object, there will be not only fewer high frequencies but also more sound input from the space present in the resulting sound. Whereas the loudest and sharpest sound will possibly be transmitted when the microphone is held very close to the object as well as the tam-tam, there will be a decreasing scale of high frequencies and direct sound until the microphone is held so far away from the object that it picks up as much as possible of the indirect sound of the tam-tam. The score requires rapid and virtuoso transitions between all these positions. Obviously, these kinds of changes in sound cannot be obtained by simply moving the volume slider of the microphone input at the mixing desk, since that would only change the amplitude of the signal without changing any of its spectral qualities.

The sound produced with these microphones is emitted over eight loudspeakers surrounding the audience. Stockhausen uses these uncommon loudspeaker positions to provide every audience member a stereo image of the sound, instead of just the few people sitting in the so called sweet spot. The two diagrams depicted here, reveal the difference between a common four loudspeaker set-up and a set-up using eight loudspeakers for four channels. There are three sweet spots now, instead of only one (Stockhausen 1996, 78). As Stockhausen mentions, the audience should hear primarily the sound of the loudspeakers, and only at very intense moments the direct sound of the tam-tam (Maconie and Stockhausen 2010, 79). Both loudspeakers at the audience's right side amplify the front microphone, and the left loudspeakers amplify the microphone at the back side of the tam-tam. In this situation, the sound perspective of the audience becomes far removed from an unamplified auditory perspective of the tam-tam. At both sides the audience hears a tam-tam, and with every microphone gesture they are—in terms of sound—moving closer or further away from the tam-tam and the object that is manipulating the tam-tam. Movements of the right and left side, as conveyed by the speakers, might be completely different. It might be clear that, in the end, what is heard is neither solely the amplified tam-tam and objects nor the microphone movements alone, but a complex sound world that is the result of all those elements together. Stockhausen himself described these sounds without any reference towards the tam-tam or the microphone: "We heard all sorts of animals that I had never heard before, and at the same time many sounds of a kind I couldn't have possibly imagined or discovered, not in the twelve years I had worked in the electronic music studio up to the time of that experiment" (Maconie and Stockhausen 2010, 78). The enormous discrepancy between sound input (the tam-tam) and the output through the loudspeakers is what Stockhausen calls the *microphonic process* (Maconie and Stockhausen 2010, 78). The resulting sound seems to no longer refer to the tam-tam, but to create a totally new sound world. Evidently, this is not only owing to the microphone movements and loudspeaker amplification. The filters used also alter the tam-tam sound considerably.

In the pieces by Lucier and Wellmer the line of amplification initiated by the sound-producing object is an amalgam with the circle of feedback. Each influences the other and there is no clear

division between the two processes. Naturally, in technical terms both are even the same, since feedback occurs because of a high amplification level. The level of amplification is controlled in Lucier's and Wellmer's pieces by the movements of the performer, changing in this way the distance between microphones and loudspeakers. Nonetheless, regarding what is recognised as the semantic sound source, it is possible to make a distinction between "sound coming from the bird or the viola, and amplified through the loudspeakers" and "feedback sound, coming from nowhere". There is no certain localisation of feedback sound (as demonstrated by *Quintet*) and the sound seems to be produced by musical instruments that appear out of nowhere (as in *Pendulum Music*). The source of the bird and viola sounds can be easily localised and attributed to the bird and viola. The amplified sound emitted by the loudspeakers points towards those objects. This amalgam of two different forms of sound production is dissolved in Stockhausen's *Mikrophonie I*, since the starting point of all sounds heard through the loudspeakers is the tam-tam. The difference between the circle of feedback and the line of amplification is therefore not only a mere difference in technical set-up, but above all a difference in interacting with musical instruments. The pieces in this chapter developed from interacting with a musical instrument that exist mainly due to movements by the musicians but without any clear material reference (*Quintet*), towards interacting with already sounding material in the form of a tam-tam.

In fact Stockhausen, in a way similar to Davies in *Quintet*, is attempting to transform the microphone into a musical instrument, since both he and Davies use microphone movements to influence the sounding result. The circle of feedback is broken in *Mikrophonie I*, however, and has become a linear process, with a clear starting point (the objects manipulating the tam-tam), further sound shaping (microphone reception and subsequent filtering by the third performer) and a clear end point (the radiation of the sound through the loudspeaker). As Stockhausen mentions explicitly in the score, feedback should be avoided by placing the front loudspeakers as far away as possible from the tam-tam (Stockhausen 1964, 9). The similarity between the approaches of Stockhausen and Davies are by no means accidental, since Davies actually performed one of the filter-playing parts during the first performances of *Mikrophonie I*. He might have acquired his first ideas for *Quintet* during a *Mikrophonie I* rehearsal, when acoustic feedback happened accidentally.

Microphone movements in amplification: supporting or interacting?

In *Mikrophonie I* the microphones serve in the process of amplifying the sounds, a very common use of microphones, as heard in many other applications. But should this line of amplification, leading towards a certain sound-producing object, not be regarded as a form of the *supporting* approach? Should it be said that the use of the microphones in *Mikrophonie I* is more instrumental or interactive than, for example, when used for the amplification of singers? Why

could a singer such as Ella Fitzgerald not being seen as "playing" the microphone, as she also changes the distance between her mouth and the microphone to change the quality of the vocal sound?

First of all, as I stated in chapter 2, when introducing the four approaches *reproducing*, *supporting*, *generating* and *interacting*, these are no rigid classifications but different theoretical models. For many singers, the microphone is a prolongation of their voice, and the microphone is in that case *supporting* the voice. A singer does not need to notate the microphone movements he or she is making, since they rehearse their microphone use as a core element of their singing practice. The amplification is most of the time used to serve the singing voice, a practice that I call the *supporting* approach. They develop a personal repertory of microphone techniques to complement and augment their vocal techniques, and often a favourite type of microphone. In *Mikrophonie I*, microphones are neither a prolongation of the musical instrument nor devices to support the tam-tam character; on the contrary, they seek to discover a sound world in the tam-tam that which would otherwise remain inaudible. The amplification in Stockhausen is often in counterpoint to the sound produced by the tam-tam. Whereas the sound of the tam-tam slowly fades out, for example, the microphone is moved rapidly back from and towards the tam-tam, resulting in a fast fade in-fade out-sound emitted by the loudspeakers. The microphone transmits a voice of its own, instead of "only" *supporting* another voice. Whereas in the *supporting* approach the line of amplification points straight towards the object or person producing the sound, in *Mikrophonie I* this line is full of twists, turns and curves. Furthermore, the shape of the line also changes during the piece. These bumpy lines of amplification manage to create semantic acts of sound creation which seem to come from something else than the original amplified tam-tam (these acts are described by Stockhausen as "all sorts of animals that I had never heard before"). There is an audible difference between a *supporting* amplification and an *interacting* amplification. Of course, there is no reason that singers would not use this *interacting* form of amplification as well, and I would argue that many singers do use several forms of *interacting* amplification next to *supporting* amplification. That these kind of combinations of several approaches can be even used as compositional strategies is what I will explain in chapter 5, for example by singer Ute Wassermann in her piece *Windy Gong*.

Movement 6: moving loudspeakers: *Speaker Swinging* by Gordon Monahan and *Three Short Stories and an Apotheosis* by Annea Lockwood

In *Mikrophonie I* the tam-tam is the starting point of the line of amplification. The "curves" in this line, which serve to make the amplification *interacting* instead of *supporting*, are principally shaped by the movements of the microphones. The loudspeakers radiate this sound in the performance space but do not move themselves. Two examples which serve to illustrate a form

of *interaction* with *movement* initiated by loudspeakers instead of microphones are *Speaker Swinging* (1982) by Gordon Monahan* and *Three Short Stories and an Apotheosis* by Annea Lockwood*. In *Speaker Swinging*, each of three or more performers swings one loudspeaker connected to a rope. The loudspeakers are connected to eight audio oscillators (sine and square wave generators) (see scheme *Speaker Swinging* and view the video example *Speaker Swinging*). Different acoustic effects occur as a result of the rotary motion of the speakers, the Doppler effect, for example.[71] The loudspeaker itself should become audible through the fast movement, becoming a musical instrument, as Monahan says himself: "*Speaker Swinging* grew out of a

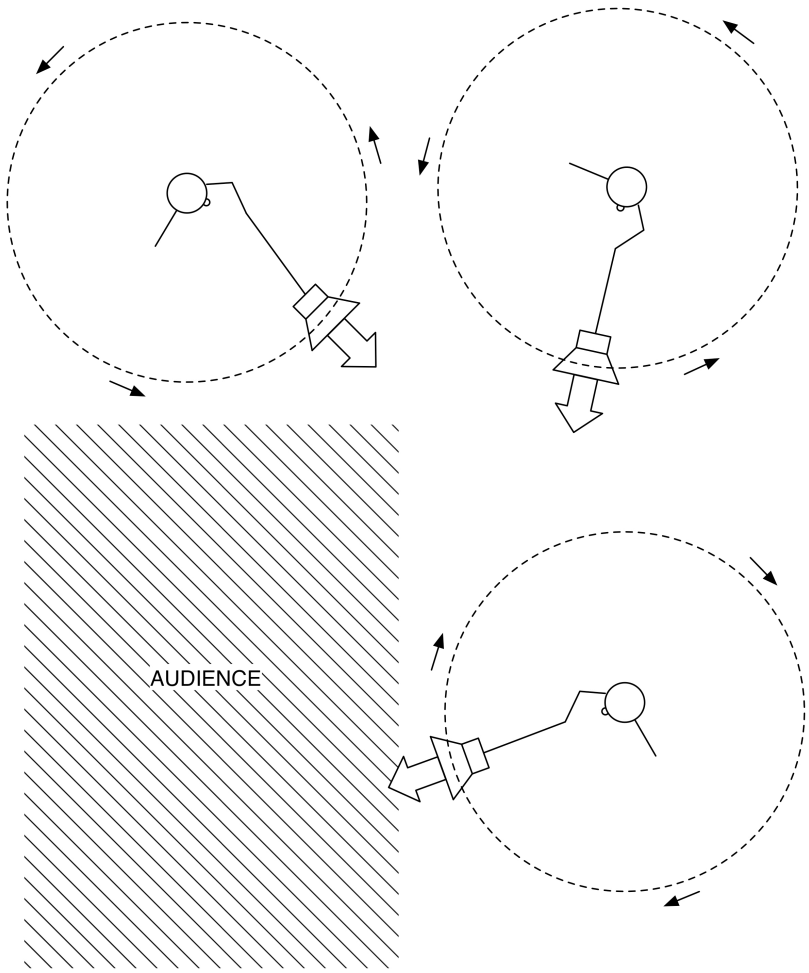

Gordon Monahan *Speaker Swinging*: three performers swing a loudspeaker.

[71] The Doppler effect is the name for the change in frequency that is perceived when, for example, an ambulance passes by the listener at high speed. The ambulance siren tone seems to be higher when the vehicle approaches then when it is moving further away.

desire to animate the typical electronic music concert and in effect, to realise the loudspeaker as a valid electronic music instrument in itself" (Monahan 1982).

Annea Lockwood moves sound in a particular way through space by means of a Sound Ball, consisting of six loudspeakers, six amplifiers, six filters and a radio receiver, which receives a mono audio signal (see scheme *Sound Ball*), so that all six loudspeakers in the ball receive the same audio signal. The ball was built by Bob Bielecki. As Lockwood explains, she decided to use a mono signal to make the movements by the ball more audible than would be the case when two different signals were used (Amirkhanian 1986, no page numbers). She has used this ball in

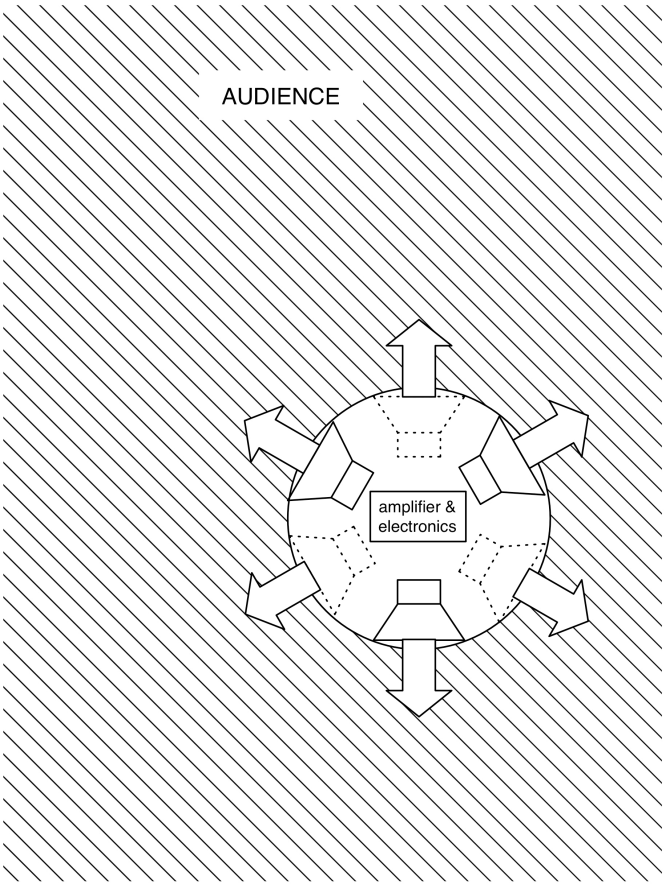

Annea Lockwood *Three Short Stories and an Apotheosis*: a Sound Ball with six loudspeakers is thrown by the audience.

performances with dancers and she performed herself the piece *Three Short Stories and an Apotheosis* (1985) for Sound Ball and pre-recorded sounds. In this piece, the Sound Ball is given to the audience, the members of which also become performers, by taking the Sound Ball and passing it on to someone else. Again a clear change in performance practice occurs here as a result of using loudspeakers as the main sound-generating element in a piece of music. The audience is "playing" with the Sound Ball, which however is not treated as a musical instrument, but as a ball in sport games. To underline this everyday aspect of the performance of the piece, Lockwood projects a double image of a woman tossing a ball which looks very similar to the ball she is using.[72] By moving loudspeakers through space, as in these pieces by Monahan and Lockwood, they easily become identifiable as the source of the sound. The audience can clearly attribute the changes in sound to the loudspeaker movements. The presence of the loudspeakers and their role as sound-producers is revealed by having them moved by performers (*Speaker Swinging*) or by giving them to the audience themselves (*Three Short Stories and an Apotheosis*). At the beginning of this chapter, in *Quintet*, the musical instrument in the acoustic feedback set-up could not be localised; by now, the instrument has become an object that can be traced by the ears and held in the hand.

These last two pieces could best be described as using microphones and loudspeakers as a point of radiation, rather than as a circle of feedback or a line of amplification. The sound emitted by the loudspeakers could be recognised as either being part of the *reproducing* approach (the pre-recorded sounds used by Lockwood) or the *generating* approach (the sine and square wave generators used by Monahan). However, the sound is not radiated by loudspeakers, which stay "inaudible" as semantic sound producers. Whereas in the common *reproducing* or *generating* approaches, the radiation of sound waves from the loudspeakers is rather "straight", since the sound should be conveyed to the space and the listener in such a way that the loudspeaker is as inconspicuous as possible, in these two pieces the point of radiation is modified by movement. Not only are the position and direction of the sound sources modified, but, owing to changes in distance as well as speed of motion, changes also occur in the frequency spectrum as perceived by the audience. The line of amplification points towards one or more sound-producing objects which are recognised as the "beginning" of the sound, which itself is then modified by microphones and loudspeakers. By "beginning", I do not mean that it takes place earlier in time, but that it forms the primary reference for the sound. Thinking of *Mikrophonie I*, even when the sounds remind one of "animals I had never heard before", all sounds will ultimately be associated with the tam-tam, as their "original" source. A point of radiation does not include another sound-producing object in the performance, and can therefore be regarded as the starting and the end point of the sound. For this reason, microphones are excluded from the set-

[72] The picture is by Jacques-Henri Lartigue and called *My Nanny, Dudu* (1902).

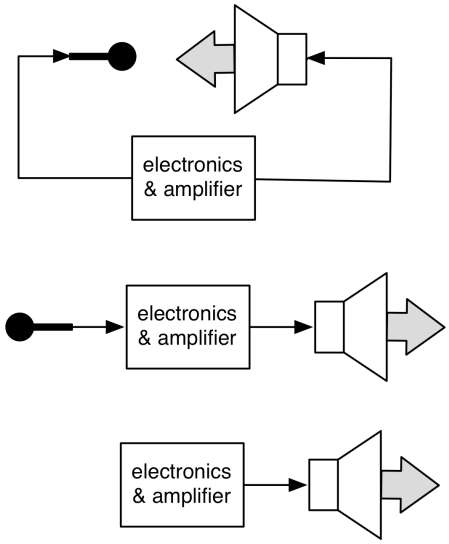

From top to bottom: a circle of feedback, a line of amplification and a point of radiation.

up (a microphone always "points" to an object). These two concepts—point and line—are united within the circle of feedback, where there is no starting nor end point.

From movement to material

At the beginning of this chapter, the microphone was facing the loudspeaker and thus generating acoustic feedback, due to proximity. The output was the input, and all elements were interconnected by a feedback loop. This set-up was played by changing the distance between microphone and loudspeaker in *Quintet*. It moved further and further away from the loudspeaker in pieces like *Pendulum Music*, *Bird and Person Dyning* and *Green Piece*. There were moments in which the distance between microphone and loudspeaker was so great that acoustic feedback no longer took place. In *Bird and Person Dyning* and *Green Piece*, the microphone was picking up another sound source alongside that of the loudspeaker(s), the electronic bird sounds and the viola playing, respectively. In *Mikrophonie I*, the microphones were turned away from the loudspeakers during the entire piece, so no acoustic feedback took place; the microphone was made "audible" through movements to and from another sounding object, a tam-tam in this case. Owing to changes in distance between microphone and loudspeaker, caused by movements of the performers, the acoustic feedback disappeared, and other objects instead were amplified through the loudspeakers. Slowly the acoustic feedback circle was opening and developing towards an instrument which might be described in terms of a linear process of amplification, resulting in a single source for the radiation of sound. This linear process emphasises the *material* quality of the semantic sound source, either because it is amplifying a specific sound-producing object (bird, viola or tam-tam in the examples above) or because the presence of the commonly "inaudible" sound source, namely the loudspeakers, is exposed.

Following this development from circle of feedback to line of amplification and radiation of sound, the next step would be to approach the amplified object even closer, until object and microphone are as close as possible. A way of achieving this is by the use of a contact microphone,[73] since this is, as its name indicates, "touching" the material that it is amplifying. There is no longer any air between diaphragm and object. The *interaction* between performer, and microphone and loudspeaker can no longer be revealed through movements of the microphones, since the microphones are attached to the material of the object itself. It is the material of the diaphragms themselves as well as the material that they are touching which makes the microphones or loudspeakers audible. Microphones and loudspeakers do not move anymore, but reveal their instrumentality in response to the sound characteristics of their material. This is the second parameter of musical instrument playing I mentioned at the beginning of this chapter: modification of the physical characteristics of the vibrating body of the musical instrument.

[73] There are different types of contact microphones, but I won't discuss them all here. By "contact microphone", I mean here every type of microphone that is literally making "contact" with the material it amplifies by touching, through pressure or adhesives, the material.

MATERIAL

Material 1: everyday actions amplified: coffee making by Valerian Maly and *0'00"* by John Cage

Once every year, Valerian Maly* makes coffee for his new students. An activity known from everyday life, with a small change: a contact microphone is attached to the coffee-making set-up, amplifying the vibrations of this set-up through loudspeakers (see scheme *Cooking Coffee*). The sounds made during this coffee-making process therefore differ from what is usually heard, thus attracting the attention of the students waiting for their coffee, who then begin to listen to and look at this well-known action in a different way. The use of contact microphones results in Maly's coffee-making becoming a (musical) performance instead of an everyday action.

Maly's coffee-making performance could be seen as a performance of *0'00"* (1962) by John Cage*. The main instruction for this piece in the text score is: "In a situation with maximum amplification (no feedback), perform a disciplined action" (Pritchett 1993, 138). Cage himself describes this piece as being

> Nothing but the continuation of one's daily work, whatever it is, providing it's not selfish, but […] the fulfilment of an obligation to other people, done with contact microphones, without any notion of concert or theatre or the public, but simply continuing one's daily work, now coming out through loudspeakers (from an interview with Lars Gunnar Bodin and Bengt Emil Johnson, 1965, cited in (Kostelanetz 2002, 74)).

Cage makes two important discoveries for his work during the 1950s: all sound has the possibility of being part of a performance (resulting in the composition *4'33"*), and sound is always present, as he discovered by entering the anechoic room and still hearing the sounds of his own body (Kahn 2001, 158–159). The full title of *0'00"* is *0'00" (4'33" No. 2)*. *0'00"* can be seen as a second *4'33"*, this time not about "all sound", though, but "always sound". Cage describes the aim of amplifying an everyday action as following: "What the piece tries to say is that everything we do is music, or can become music through the use of microphones; so that everything I'm doing, apart from what I'm saying, produces sound. When the sounds are very quiet, they become loud through the use of microphones." Cage expands this idea of always sound and claims that amplification transforms all sounds into music: "The only reason for amplification is that it's in the field of music. By means of electronics, it has been made apparent that everything is musical" (both citations of an interview with Lars Gunnar Bodin and Bengt Emil Johnson of 1965, cited in (Kostelanetz 2002, 74)).

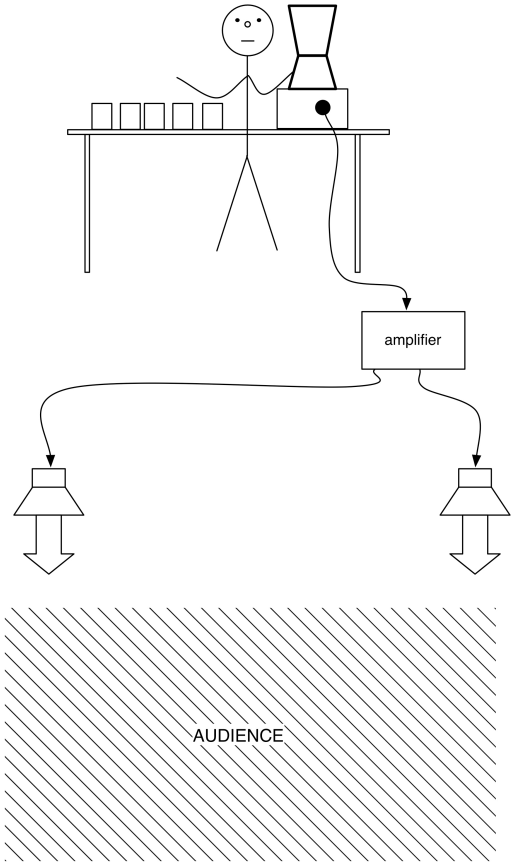

Valerian Maly cooking coffee: a contact microphone picks up vibrations of the set-up used for cooking coffee.

Some remarks on the sound of contact microphones

Cage's idea that amplification of sounds would implicitly make them musical is interesting in the context of *interaction* with microphones and loudspeakers, since this idea might imply that the simple use of amplification could turn every possible object into a musical instrument. Amplification, whether with contact microphones or other microphones, condensers for example, is a common practice in Cage's work. Pieces such as *Cartridge Music* (1960), *Child of Tree* (1975) and *Branches* (1976) use amplification as one of their main compositional elements.

Contact microphones as used in Maly's coffee-making performance pick up vibrations from solid material at the point of attachment to that material. These vibrations are quite different from the

vibrations radiated into the air by the whole object. Contact microphones are especially suitable for objects which can support strong vibrations in their material, but which do not radiate these vibrations into the air very well: solid objects, such as a table. The vibrations of the table stay inside the table, since the table is not flexible enough to transport these vibrations to the air. Musical instruments could be seen as revealing the opposite characteristic: they tend to radiate their vibrations very well into the air, which is why they produce relatively loud sounds. Owing to the high amount of vibrational energy which remains inside the object, many everyday objects, like chairs, tables or kitchen utensils, are well suited to amplification with contact microphones.

Since contact microphones are connected to a specific point on the solid material, only the vibrations at this point will be amplified. These vibrations can vary extensively at different points on the object, and can also differ considerably from how the object sounds in its entirety. There will probably be fewer frequencies present in a specific point of contact with the material, picked up by the contact microphones, than there are in the total sum of vibrations radiated by the object into the air. Thus the amplified sound contains fewer frequencies and a stronger presence of pitched material compared to the unamplified sound, which reveals a wider variety of frequencies in its spectrum and therefore a noisier sound. Apart from that, contact microphones themselves often have pronounced resonance peaks of their own at specific frequencies (Hopkin 2002, 7), so the pitched character of the sound is further accentuated by the material of the microphones themselves as well. Besides, the vibrations of an object might be difficult to transmit to the air, and thus sound quite softly without amplification, but becoming loud, when a contact microphone is used. Contact microphones are for these various reasons often described as not of very high quality or even unnatural (Hopkin 1996, 164) or as "colouring" the sound to an extreme degree (Emmerson 2007, 132). This process is very similar to what happens when a musical instrument is played—it filters the energy supply of the performer and amplifies these filtered waves (often this filtering by musical instruments is so strong that only a harmonic spectrum is left). The contact microphone fulfils the same role in the coffee-making performance: it filters the input energy and amplifies the remaining frequencies.

This process of filtering and amplifying adds a resonating body to material which lacks one of its own. Unusual material, like a coffee-making set-up, therefore behaves similarly to a musical instrument. Owing to the resonating "body given to the sounds made by ordinary objects and ordinary actions, the actions are unified through sharing common resonant characteristics, acquired as a result of their amplification with contact microphones. Amplification of certain frequencies has a very long tradition in our musical culture, and it might be useful to take a short look at this tradition in order to understand why this resonance might be perceived as musical. Early humans tended to hold music performances in caves, the resonances of which amplified certain frequencies in the sounds they produced. Apparently these older cultures "made no

distinction between objects actively producing sound, such as bells, and objects passively modifying those sounds, such as a cave" (Mithen 2007, 75). They probably regarded the sounds added in caves as a result of the reflections of the walls as voices or spirit from a world beyond the cave wall (Mithen 2007, 75). The object seems to become supernatural, because of this added voice, and it suddenly becomes a resonating body instead of a normal everyday sound. Through the use of contact microphones, all objects can acquire a voice which seems much larger than that of the object without amplification. Due to amplification, these objects can be recognised as producing musical sounds, instead of ordinary sounds known already in everyday life. The extensive use of amplification, filtering and reverb (all three, in fact, take place with the use of contact microphones) in many forms of music nowadays could therefore be seen as a form of merging the different sound colours of the source material. This does not mean, though, that every sound is considered to be music, simply through the use of amplification. A person talking through a microphone is often not associated with music at all. Concerning the pieces by Cage which use amplification as the main means of making music out of everyday material, it becomes clear that much more is needed to make "music" out of it. One of the main arguments might be that Cage is largely exploring sounds which are perceived very differently when they are not amplified, and incorporating these sounds within a musical performance context. The amplification should not be understood as underpinning a mere *supporting* approach towards what is sounding, but as an element that reveals new aspects of the objects by enabling the production of previously unheard sounds with them.

Material 2: musical instruments and contact microphones: Inside Piano by Andrea Neumann

Contact microphones transform ordinary objects into potential musical sound producers owing to the "colour" they add to the sound sources when used for amplification. I will look now at some examples of how several composers and musicians have used contact microphone amplification and how in these approaches the *material* is part of the *interaction* between performer and microphones and loudspeakers.

My first example illustrates how musical instruments themselves change as soon as amplification is added to the instrument. Just as everyday objects experience a dramatic change in their sonic nature as soon as a resonant body is added to them through amplification, it is logical that a conventional musical instrument itself also changes as soon as amplification is added. I mentioned already in chapter 2 that the *supporting* approach did not function as transparent as it theoretically should, taking into consideration, for example, the fact that the construction of the (electric) guitar changed completely once amplification was added (see chapter 2). A good example of a change in a conventional instrument owing to the use of contact

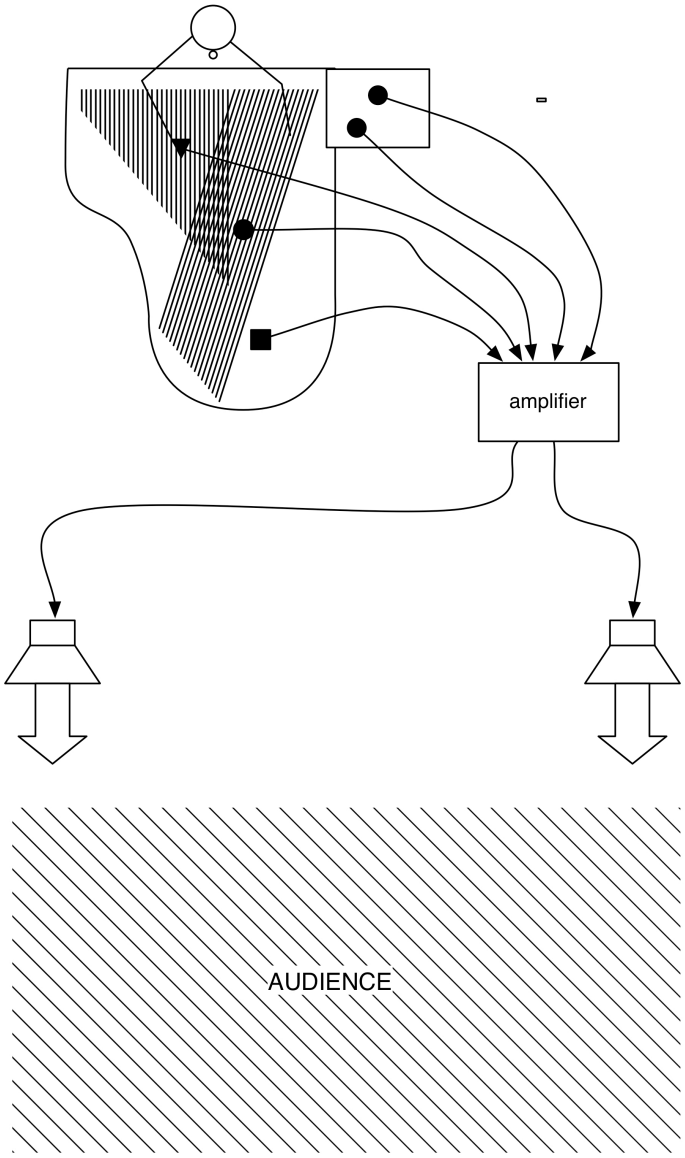

Andrea Neumann *Inside Piano*: the sound board of a piano is picked up by contact microphones and diffused by loudspeakers

microphones is the work of Andrea Neumann*. She is involved with experimental piano techniques, mainly on the inner parts of a grand piano, and amplifying these actions with contact microphones. Over a period of years she discovered that the use of contact microphones changes the sound of the piano extensively, functioning as a kind of soundboard; the physical build of the grand piano was not even suitable for her way of performing and thus no longer necessary (see scheme *Inside Piano* as well as video *Inside Piano*). As a result, a special piano was designed for her by Bernd Bittmann, much lighter, without any keys or legs—another example of the distinctions between the four approaches of *reproducing*, *supporting*, *generating* and *interacting*

becoming blurred. Neumann developed a very elaborated amplification system for this piano, using five microphones. Two different contact microphones (an AKG C411 for a "natural" amplification, as Neumann describes, and a Schertler Dyn-B for more volume and warmth in the bass register) are picking up the vibrations of the soundboard, two other contact microphones (both AKG C411 as well) are used for picking up the shelf, which was originally built only as a place for keeping the piano preparations when they were not needed. A mobile guitar pick-up (Dean Marclay) is used for amplifying all kind of small metal objects as well as creating an acoustic feedback loop by placing it close to the contact microphones and turning up the volume. Neumann underlines that she wishes to discover by using these different microphones the many different sound characteristics of the instrument. The microphones influence what sounds she discovers on her instrument and are therefore an essential part of her set-up. She composes with different sound colours, by exchanging which microphone is emitted through the loudspeaker, having a large palette of possible combinations of these five microphones as well as the possibility to emit their sounds at different places in the stereo panorama. In this way the same sound source can be projected in different versions. She compares her use of microphones with differently coloured glasses, or with five people all reporting in a different way about the same event (Neumann 2013). As she suggests:

> A soft scraping noise—created by moving a small metal plate on the guitar pick-up—can be emitted through the left loudspeaker. At the same time an up and down vibrating fork between the strings creates quite high metallic sounds, amplified by the AKG on the soundboard through both loudspeakers, and the sound of a small propellor amplified through the AKG beneath the shelf is diffused by the right loudspeaker.[74]

The amplification of instruments is very common, and performances are part of the *supporting* approach as I defined it in chapter 2 as long as, for example, the conventional grand piano is what should be recognised as the main instrument. In Neumann's performances, however, the grand piano has been changed into a different instrument which can only function properly by *interacting* with microphones in order to obtain a specific sounding result. Elements of the piano which would not normally emit much sound in themselves become audible in this instrumental set-up.

[74] This is my translation and reformulating of: "So kann ein leises schabendes Geräusch ganz links (Metallzunge wird langsam auf dem Dean Marclay Gitarren Pick-up hin und her gezogen) neben einer höhenlastigen zwischen den Saiten auf und ab wippenden Gabel in der Mitte, (verstärkt durch das AKG unter den Saiten), neben einem rhythmischen Tuckern ganz rechts (Propeller auf Ablage, verstärkt durch AKG unter der Ablage) stehen" (Neumann 2013).

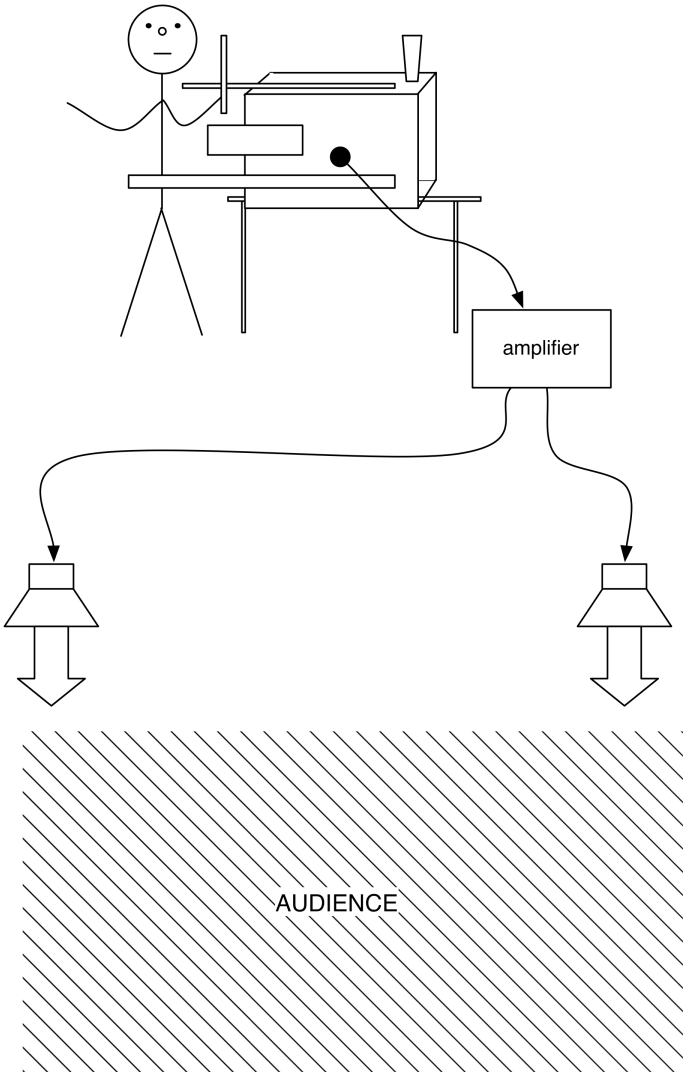

Pauline Oliveros *Apple Box*: a contact microphone is attached to an applebox and amplified through loudspeakers. The performer is playing objects attached to the apple box.

Material 3: new instruments through amplification: *Apple Box Double* by Pauline Oliveros and *Shozyg* by Hugh Davies

Many composers and musicians also employ contact microphones for another purpose: developing new instruments from scratch instead of transforming conventional ones. The *Apple Box* pieces by Pauline Oliveros* all use, as the titles indicate, wooden boxes in which apples have been stored, and contact microphones to amplify them (see scheme *Apple Box Double*). These apple boxes were literally everyday objects for Oliveros, since she used them to furnish her home. She has used them as resonators for all kinds of objects (Duckworth 1999, 171). Every apple box is prepared with various objects. Each player decides what kind of objects he or she

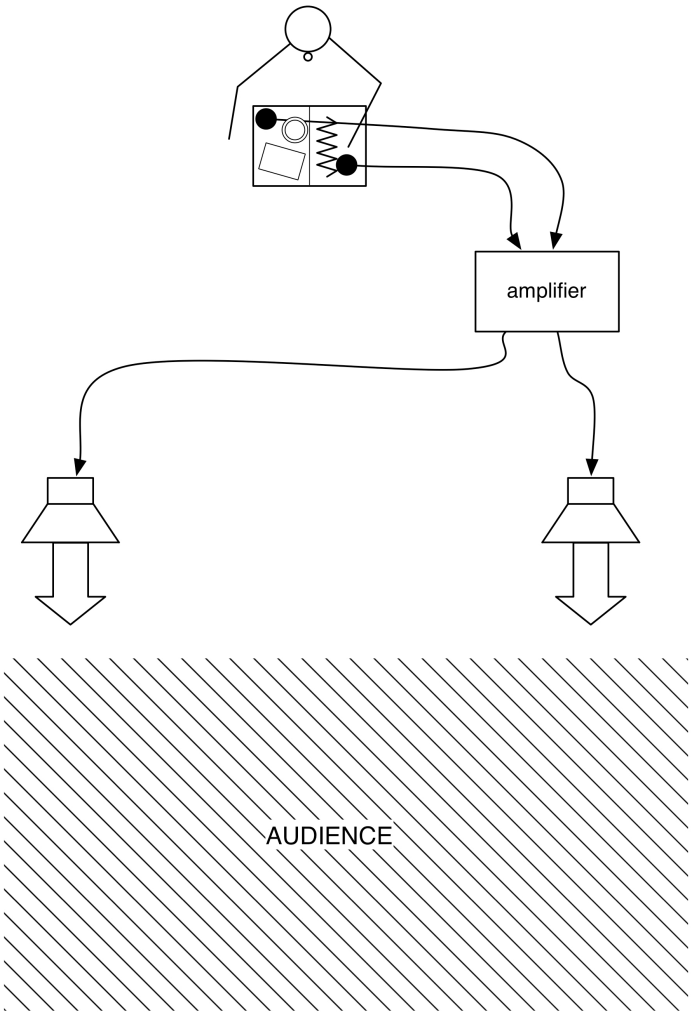

Hugh Davies *Shozyg*: two contact microphones amplify a set-up of everyday objects through two loudspeakers.

will use (Bernstein and Payne 2008, 89–90). In a performance in 2004 of *Apple Box Double* (1965), Oliveros improvises together with Seth Cluett (see video fragment *Apple Box Double*). They attached pieces of wood and metal to their apple boxes and use glasses, cups, bows, metal chains and several other objects to play them. The material played will always sound via the resonance properties of the apple box, since the contact microphone is attached to it. The apple box together with its contact microphones functions as a kind of filter, amplifier and reverb, giving the different types of material a similar sound colour, resembling, in effect, the resonance body of an instrument, and producing a unity in sound colour similar to that achieved by an instrument, emphasised by the use of contact microphones for amplification. Whereas Oliveros' apple boxes still convey an improvisatory and quotidian quality (although much less than Maly's

coffee-making or the aforementioned pieces by Cage), more elaborate musical instruments have been invented by other composers. Hugh Davies, for example, created some very refined instruments, such as his *Shozyg* (1968), based on amplification with contact microphones and other close miking technologies, such as pickups (see scheme *Shozyg* and listen to the audio example *Shozyg*). Davies often uses two or more different types of contact microphones, with differing frequency responses, since this offers the possibility of filtering the vibrations of the same object in different ways (Davies 2001, 59). The *Shozyg* is built on the cover of the final volume of an encyclopaedia out of which all the pages have been taken. Since the original encyclopaedia volume covered everything from "shoal" to "zygote", "sho zyg" was printed on its spine. Davies decided to use this as the name for his instrument. Inside the cover he glued objects, such as a furniture castor, a 3D postcard and a small spring. The objects in the hard cover were amplified by means of two contact microphones, isolated from each other by being placed on two isles of felt. Once these were plugged into a stereo amplifier, the instrument was ready for use. Upon finishing, the volume just needed to be unplugged and closed again, and it was ready for transportation. Looking back at this instrument from a contemporary perspective, it could definitely be associated with a laptop performance *avant la lettre*.

The multiple ways of inventing music performance through the use of contact microphones—making music out of everyday life actions (Maly), transforming conventional instruments (Neumann) or developing new instruments (Oliveros and Davies)—reveal that these set-ups can indeed be seen as one integral sound system or, in other words, as a musical instrument. In contrary to the acoustic feedback set-up systems mentioned at the beginning of this chapter, these musical instruments consist of much more than a microphone and a loudspeaker., comprising a system which, in its totality, exhibits properties comparable to a musical instrument, with loudspeaker and microphone as interdependent components. A clear *interaction* takes place, but microphone and loudspeaker seem to be more at the edges of these interactions: although the instruments by Neumann, Oliveros and Davies could not exist without microphone and loudspeaker technology, the microphone and loudspeaker function no more extensively than as a resonating body for the objects played. Whereas the line of amplification in *Mikrophonie I* would constantly take on different forms, these last-mentioned examples could be described as having a line of amplification, with various curves and twists, which essentially remains the same line during the whole piece. The microphones and loudspeakers are important parts of these instruments, but *interaction* with them does not differ greatly from that with conventional musical instruments. In comparison with the earlier examples of microphones and loudspeakers presented in this chapter, the performance situation here is comparable to a performance with conventional musical instruments. When Davies played his *Shozyg*, his movements are identified as "needed for making this music" instead of being related to everyday movements, whether executed by the performer, as in Maly's coffee-making, or by the audience, when playing with Lockwood's Sound Ball. There is also a clear interaction between movements

and sounding results, similar to conventional performance practice, and contrary to *Pendulum Music*, for example, during which the active part of the performers is limited to starting the process. The *Shozyg* is furthermore a tangible instrument, unlike the other set-up by Davies for the acoustic feedback piece *Quintet*. Neither are there any unexpected sound characteristics revealed, since the construction of *Shozyg* is of such complexity—and the audience most likely has very little prior knowledge of the sonic characteristics of many of its parts—that there are no direct expectations regarding their sound, as would be the case with the tam-tam in *Mikrophonie I* or the everyday actions as in *0'00''*. It is primarily by reason of this last element that a *Shozyg* performance differs from performances with conventional instruments. Most of the audience attending a violin recital will probably be acquainted with the instrument, whereas an important element of a *Shozyg* performance is the discovery of the sonic possibilities of this uncommon instrument. This is evidenced by the use of a close-up video projection of the interaction between Davies and the *Shozyg* during performances, so that the audience can assign his movements to the sonic outcomes.

Material 4: acoustic feedback through different materials: *Nodalings* by Nicolas Collins

Attaching a contact microphone to an object, as in the *Shozyg*, could be interpreted as an enlargement of the diaphragm of the contact microphone. The diaphragm is prepared with an object, whether a coffee machine, an apple box or the frame of a piano. This diaphragm of the microphone could be extended to such an extent that it touches the diaphragm of the loudspeaker, which would in this way share its diaphragm with the contact microphone. The loudspeaker used for this purpose possesses no diaphragm of its own. Such a loudspeaker is named "tactile transducer" since it drives or shakes other bodies. The result of turning up the volume in this set-up would be similar to those arising from the acoustic feedback set-up, where there was air between microphone and loudspeaker. The microphone picks up the vibration of an object, and these vibrations are amplified and sent back through the loudspeakers attached to the same object. What happened through air is now happening through a solid material: acoustic feedback becomes audible, filtered this time not by the performance space and the distance between loudspeaker and microphone but by the object the loudspeaker and microphone are connected to. Nicolas Collins* describes this kind of feedback possibility in his score *Nodalings* (1974). This score is written for either acoustic feedback through the air or acoustic feedback through objects, but I will focus here only on the feedback produced through objects. During a performance of this piece, various sonic representations are created of the characteristics of an object through the process of moving microphone and loudspeaker to different positions and in this way creating different feedback sounds (see scheme *Nodalings*). The objects proposed by Collins are as divers as a bathtub, a rock, a tree or a balloon. The only parameter that is modified

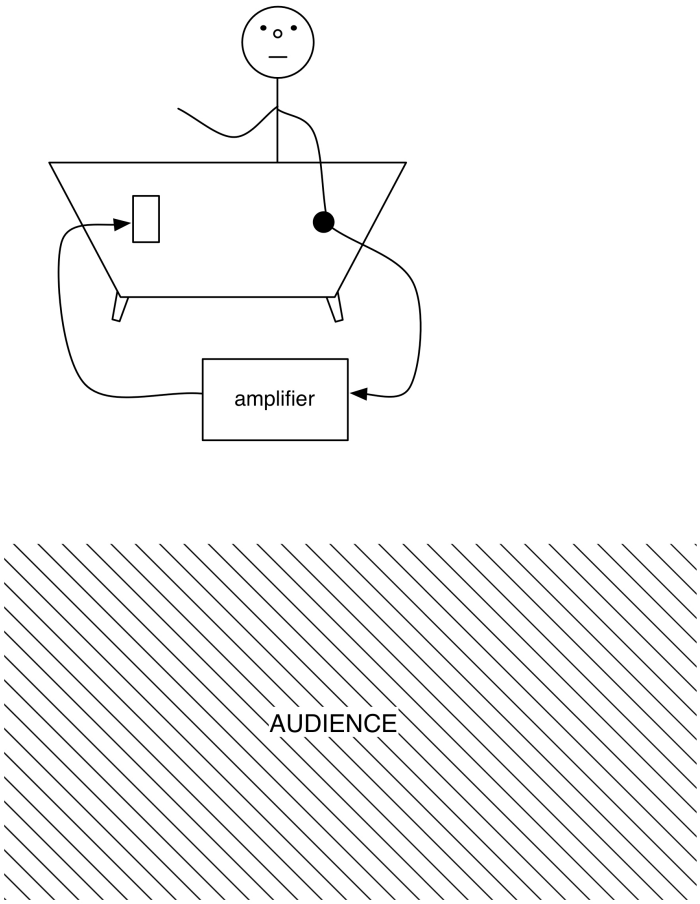

Nicolas Collins *Nodalings*: a contact microphone picks up vibrations caused by a tactile transducer. Acoustic feedback through a solid object occurs.

during this piece is the amount of *material* between driver and microphone, resulting in what Collins terms a sonic "topography" of the object (Collins 1974, 1). "Feedback conveniently mapped the acoustical characteristics of any space (its resonant frequencies, reverberation time, frequency balance) into a sonic portrait [...]" (Collins 2002, 6).

Not many pieces have been written for acoustic feedback through a solid object, probably because the system needed to produce this kind of feedback proves to be much more rigid than one in which feedback is generated through air pressure waves. This kind of feedback has been more popular in sound installations in which no performer movements are required. Active performing with a solid object feedback set-up would imply either changing the position of microphones and loudspeakers or altering the physical conditions of the solid object. To adjust contact microphone positions is quite difficult, since the loudspeaker and microphone must be attached firmly—screwed, clamped or glued onto the object—for optimal vibratory

transmission. Likewise, the physical condition of an object cannot be easily modified. For these reasons, feedback through a solid object has been used more extensively in sound installations, the installation *Schlingen* (2006) by Andre Bartetzki being one example. Contrary to acoustic feedback through air, which has been used extensively by many artists and which has resulted in performances with extensive and varied movement techniques for influencing the sound, the use of acoustic feedback through solid material results primarily in stationary installations. This does not mean, however, that this kind of feedback through objects could not be valuable for performances as well. This is a field where there are most likely many possibilities to be discovered.

Back to a circle of feedback

The set-up devised by Collins is very similar to that devised by Davies for *Quintet*, discussed at the beginning of this chapter. Here again, the set-up is designed to produce all sounds by itself, without adding any sounds related to an object or action outside of the feedback set-up. As Collins demands in the score: "Avoid intentionally producing any noise other than the feedback—if the movement of a contact mic along a surface produces a noticeable scraping sound, lift it to move it; raise and replace it as quietly as possible" (Collins 1974, 2). The big difference lies in the *materiality* of the musical instrument. In *Nodalings* the musical instrument is a perceptible object. Unlike the microphones in *Quintet*, it has a clear location in the performance space and can be touched. Instead of playing the instrument by means of *movements* in the air, this time the amount of *material* in between microphone and loudspeaker is the main parameter. The line of amplification, illustrated by means of several examples mentioned earlier, not only provides a start and end point for the sound, but also serves to create distance between the sounding object and the audience. In *Quintet* the audience is seated in the middle, and the performers as well as the microphones and loudspeakers are placed around the audience. There is no central point of focus for the performance, since the instrument cannot be localised; the instrument is everywhere, and the audience is situated "inside" this musical instrument. The instrument is gradually allocated a certain spot in the performance space. In *Pendulum Music* the set-up is limited to a more stage-like situation, with the three pairs of microphones and loudspeakers serving as the main focus. The audience no longer sits in the middle of the performance, but in front, facing it. In the pieces that follow, the object used to generate input for the microphone is also the site where the shaping of the sound begins. All pieces that use amplification with the help of contact microphones exhibit a clear start and end point in the sound-shaping process. Since the audience is always confronted with the end points (the sound emitted by the loudspeakers in the performance space), they are placed "outside" the musical instrument. In *Nodalings* the line of amplification is closed again into a circle through the act of connecting loudspeaker and microphone to the same material. The distance from the audience remains,

however, since the audience is situated "outside" this musical instrument. The circle of feedback takes place this time within an object instead of in the whole performance space.

Some remarks on the materiality of microphone and loudspeaker diaphragms

Using a solid material as diaphragm for a microphone and loudspeaker is closely related to the tuning fork oscillator and the Dieckmann-piano system, in which a piano string is involved in the functioning of both microphone and loudspeaker (see chapter 3). When a microphone and loudspeaker are connected to the same object, this material serves both as a sound shaper as well as a sound diffuser. Characteristics of these kinds of diaphragms evidently are not aligned with the ideal characteristics of diaphragms used for approaches that form part of the tympanic principle (*reproducing*, *supporting* and *generating*), since the loudspeakers used for the latter principle should be in general neutral transmitters of sound. With feedback through an object, I am once again returned to the tuning fork principle. The material shapes and radiates the sound.

Probably one of the most important questions regarding music which uses the *material* of the microphone and loudspeaker diaphragm as a starting point is how the audience perceives this *material*. When listening to a sounding object like a violin, a piano or metal bowl, we have some awareness of the nature of the material that is involved in producing the sound as well as the technique used to produce the sound, owing to our experiences with sound. We have learned how strokes on metal, a bowed string or a breaking glass sound. What makes recognising sounds even easier during musical performances with conventional musical instruments is the possibility to also see what causes the sound. As discussed in chapter 2, any sound can, theoretically, be transmitted by loudspeakers. There is no sonic expectation raised through the sight of a loudspeaker, as the situation with a piano. In the pieces discussed so far which use *material* as the main parameter of variation, actions of the performers often reveal relationships between material and sound. Contact microphones are used to pick up the vibrations of the material and diffuse them through the loudspeakers. But what if there is no performer bringing the material into vibration? How can we hear that it is the material which is influencing the sound, when a loudspeaker can, in theory at least, reproduce every sound? In the following, I look at how this problem is solved by several artists working with the *interaction* between loudspeakers, sounding material and the audience.

Material 5: every loudspeaker a different voice: *Rainforest* by David Tudor

Acoustic feedback through objects thus forms what one might term a closed circle, initiated at some distance from the audience. To bring this musical instrument closer to the audience again,

as was the case in Davies' *Quintet*, a solution might be to open the circle. This is done in the project *Rainforest*[75] by David Tudor*. A line is developed which extends beyond the feedback circle. The pieces by Lucier, Wellmer and Stockhausen opened the feedback circle through the act of inserting a sound source in between microphone and loudspeaker. In *Rainforest* the connection between driver and contact microphone, instead of the connection through air between microphone and loudspeaker, is opened. Rather than adding a sound source in the performance space, Tudor constructs elements of variation in the electrical signal and opens the feedback circle between microphone and loudspeaker instead of between loudspeaker and microphone.

Rainforest is clearly based on *interaction* between loudspeakers and all kinds of *material*. Tudor describes the aim of his project *Rainforest* in the following words: "[...] what I would like to do would be to make an orchestra of loudspeakers all having different "voices" which would all receive a common input" (Fullemann and Tudor 1984). Developing loudspeakers which are as unique as any musical instrument was one of his main aims for this project (Driscoll and Rogalsky 2004, 26). To achieve this he attaches all kind of different objects to the drivers, resulting in one-of-a-kind loudspeaker sculptures. *Rainforest* performances are the creative sound-generating result of workshops in which many artists participate. Every participant has made his or her own loudspeaker sculpture during a preceding workshop. The sculpture should reveal its resonating characteristics, made audible through the vibrations of the driver. Once again, the various objects used in the loudspeaker sculptures filter the sound. Certain frequencies are radiated much more strongly, and others much more softly, by the sculpture in response to the driver. John Driscoll*, who took part in the first performance of *Rainforest IV* in 1973, describes this influence by the sculpture on the sound: "The resonance nodes of the sculptural speaker contribute to what is heard as much as do the original sounds and in some cases influences the result even more. It is possible to input a sound that is unrecognizable coming out of the sculpture" (Driscoll and Rogalsky 2004, 29). Regarding the input sound, everything, with the exception of pre-recorded material, was allowed. The tactile transducer's input is no longer connected to the microphone input, as is the case in *Nodalings*, but in the form of an electrical signal, which is shaped by the participating artists. Material for loudspeaker sculptures could be almost anything, and consisted of objects found by trial and error in a search for "good" resonances. Examples of material used during a performance in 1973 are a metal bedspring, a huge wine barrel and a Styrofoam box (Driscoll and Rogalsky 2004, 29). These loudspeaker sculptures were amplified using contact microphones. The result would be played through "neutral" loudspeakers, that is to say, loudspeakers that would add the least colouring

[75] I would like to discuss all *Rainforest* pieces here as being a continuum. As Matt Rogalsky* underlines, the *Rainforest I-IV* pieces (1968-1973) and also the piece *Bandoneon!* (1966) and *Forest Speech* (1976-79) can be seen as a part of the same project. The title of the piece is coming from the title of a Merce Cunningham choreography *Rainforest I* was commissioned for (Driscoll and Rogalsky 2004, 25–26).

possible (thus functioning according to the *supporting* approach). The performance of *Rainforest* includes therefore not only the sounding sculptures, but sonic images of these vibrating sculptures as well, diffused by loudspeakers from another area of the performance space (see video *Rainforest*). As Tudor formulates:

> the purpose of the contact mike is to take the resonant frequencies which you hear at best very close to the sounding object; to take those into an ordinary loudspeaker which you can consider not as auxiliary but as enhancement. What that does when you establish the proper tonal balance is that you've got a reflection of the sound which you can distance in space (Fullemann and Tudor 1984).

In this manner *Rainforest* uses both a point of radiation (the loudspeakers prepared with objects) and a line of amplification (from the contact microphones picking up the vibrations of the loudspeakers to the "ordinary" loudspeakers). Tudor professes to search for loudspeaker sculptures which are as unique as any musical instrument. Their unique sound should not be forced upon them by the performer or instrument builder, as is the case for conventional instruments; the loudspeaker sculptures should themselves decide what sound they "want to" produce. Tudor is not only giving the loudspeakers their own voice, but also seeking to give them the freedom to discover this voice for themselves. The loudspeakers might be thought of as musicians, playing the objects and finding the resonances of the objects. Tudor wants the objects to reveal their own resonant characteristics, rather than to be used as instruments to be played manually. As he said in an interview in 1972, one year before the big Rainforest IV performance: "I try to find out what's there—not to make it do what I want, but to release what's there. The object should teach you what it wants to hear" (Collins 2004, 1). The human performer therefore no longer functions as an interpreter, but much more as a listener who carefully attends to what the object can teach him or her.[76] The performer's attitude here is similar to that of the viola

[76] The search for these kind of resonances through the objects has been described in detail by artist Bill Viola, who took part in *Rainforest* workshops and performances as a student. David Tudor introduced the basic principles of the piece to the students during the workshop. Tudor used a simple sine wave oscillator that emitted a sine wave through the loudspeaker without diaphragm. He began with a very low frequency and performed one long glissando increasing in frequency. The object excited by this loudspeaker would respond to certain frequencies by vibrating and rattling, and the result was a much more complex sound, containing many more frequencies than the sole, initiating, sine wave. At other frequencies, however, the object would react by simply reproducing the sine wave (Viola 2004, 48). What Tudor revealed with this simple experiment are the nonlinear response potentials of the objects used and the wide disparity in vibratory reaction, according to the physical characteristics of the objects. Every object will evidently react differently to the oscillator frequencies, since they all have differing resonating properties. To discover the sounds that were "asked" for by a certain object, many experiments with different kind of audio signals were conducted by the *Rainforest* participants, until they came across the sounds that they felt suited the object best. The participants often looked for atypical ways of connecting the loudspeakers to the object in order to cause unexpected resonances. One example of this is the connection of two out-of-phase loudspeaker coils to a single object, thus engendering peculiar vibrational patterns (Driscoll and Rogalsky 2004, 28).

player in Wellmer's *Green Piece*. The violist does shape the microphone input, however, whereas in *Rainforest*, the performers are shaping the loudspeaker output,

Rainforest is an example of a piece in which the material is not brought into vibration through direct contact between performer and objects, as was the case, for example, with the performances by Maly, Neumann or Oliveros. There are several reasons, however, as to why I identify the loudspeakers in *Rainforest* as not being "neutral" loudspeakers but as what might be called "prepared loudspeakers". First of all, since the audience is allowed to walk through the performance space, they will be able to trace the different sounds to the different loudspeaker sculptures. At the same time, Tudor is even more involved with the way the sound produced by the loudspeaker sculptures is apprehended by the audience: during this performance the audience is encouraged to interact directly with the loudspeaker sculptures. They are allowed to walk among and to interact physically with the sculptures by placing their ear against them, taking them in their hands, using a stethoscope or even biting into them (Driscoll and Rogalsky 2004, 28). The tactile sense becomes an important part of the perception of this performance. Instead of only hearing the sounds, with the membrane of the ears as interface, the vibrations are now perceived as well by the skin and teeth as well. Owing to the direct tactile perception of the sound vibrations, a kind of listening independent of any use of the tympanic membrane of the ear can take place.

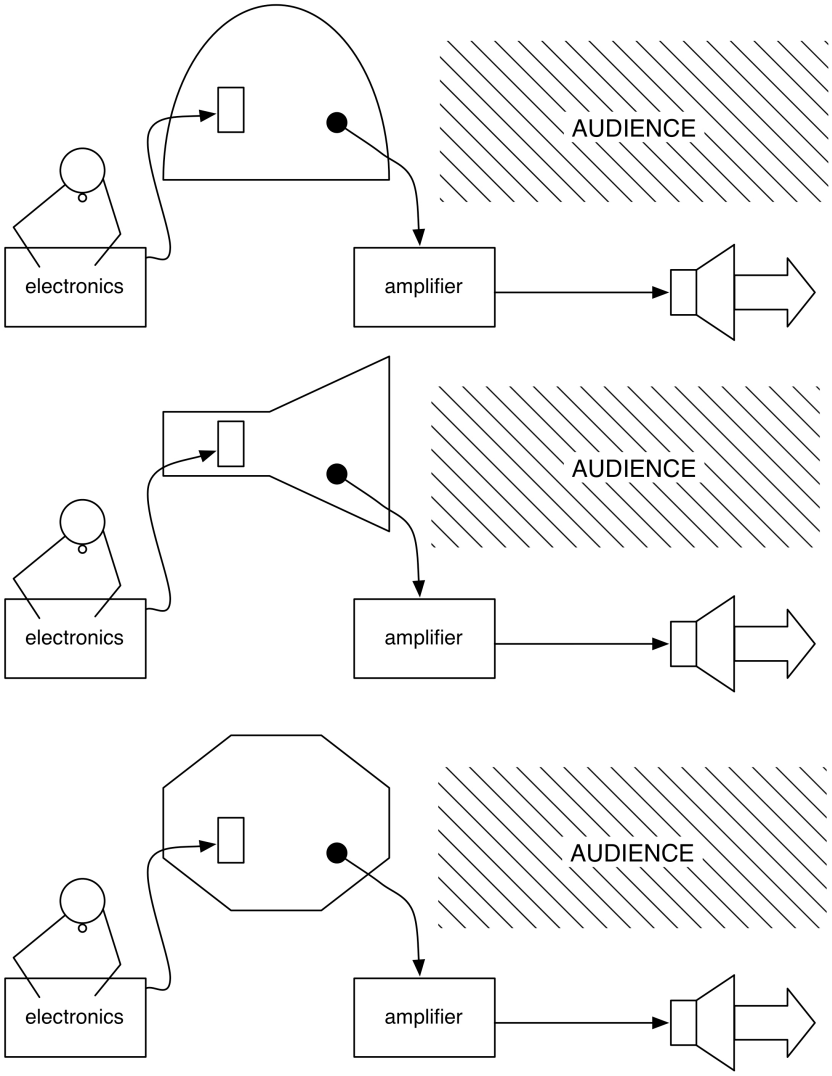

David Tudor *Rainforest*: an electronic signal is emitted by a tactile transducer. The tactile transducer brings an object into vibration. These vibrations are picked up by a contact microphone and diffused by an "ordinary" loudspeaker.

Material 6: the audible becomes feelable: *Aptium* by Lynn Pook, and Merzbow

When the audience in *Rainforest* perceives the vibrations of the loudspeaker sculptures through the act of touching them, what role does the audience then play in the musical performance? In fact they become prolongations of the loudspeaker-instrument, since by touching it they alter the vibrations of these objects; the audience is touching the extended loudspeaker diaphragm. Lynn Pook* has utilised this physical connection between loudspeakers and audience members in an even more radical manner. In her work, the vibrations of loudspeakers are no longer

communicated in the form of air pressure waves at all, but rather as mechanical vibrations on the bodies of the audience members. Due to bone conduction, the vibrations are transmitted directly to the inner ear. Pook seeks to reduce the distance between the sound of the performance and the body of the audience. In her work *Aptium* (2004) the music performance is given for one audience member only. The visitor is invited to lie in a hammock equipped with several loudspeakers. The loudspeakers in the hammock are in contact with the back of the audience member, and several other loudspeakers are attached to places of the body well suited for bone conduction, such as elbows and knees. The vibrations of the loudspeakers are thus only audible for this specific audience member (see scheme *Aptium*). The connection between loudspeaker and body is uninterrupted, since the loudspeaker literally touches the listening body. Pook calls this an audio-tactile experience (Pook 2012, no page numbers).

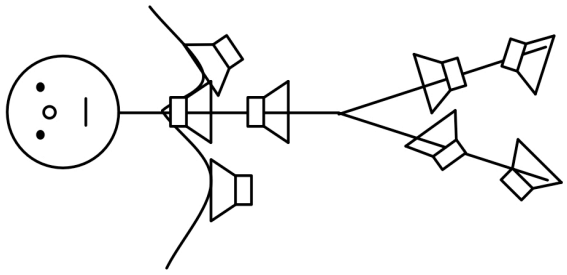

Lynn Pook *Aptium*: small loudspeakers are attached at several points of the body of the audience member. An electro-acoustic composition is diffused through the loudspeakers, perceptible for the audience member through bone conduction.

Similar to the way a contact microphone picks up sound, listening through bone conduction is very localised: the knee can receive the vibrations for a certain sound, whereas at the same time the elbow is excited by completely different frequencies. All these frequencies become audible for the audience member through bone conduction to the skull, which transfers the vibrations directly to the inner ear. The same sound would be conveyed differently from another part of the body, since the different bones resonate at different frequencies. The conceptualisation of human listening, with the ear as its primary organ, has served as the model for the *tympanic principle*, as I argued in the last chapter. But as demonstrated in *Aptium*, the ear itself is already "tuned": our tympanic membrane and all other parts of the ear (the outer ear of every human being is shaped uniquely, for example) do not resonate linearly at all frequencies. For this reason, the ear itself

cannot be seen as the perfect embodiment of the tympanic principle. The listening human body is unable to perceive anything other than its own vibrations, whether these are produced by the tympanic membrane of the ear or by bone conduction through the whole body. In this performance by Pook, the audience member might be regarded as taking the place of the object attached to the loudspeaker in *Rainforest*. The audience member has to touch the musical instrument, and in a way seems to even become a part of the musical instrument, in order to experience the musical performance—a situation uncommon in musical performances with conventional instruments.

Feeling sound vibrations, as in *Aptium*, is of course also experienced during rock concerts, due to the very high amplification of bass frequencies, and can be encountered in an extreme form in noise music. The music of Merzbow* is not only audible, but tangible as well. Staging performances in small spaces with enormous sound volumes creates standing waves of low frequencies that fit in the performance room (Hegarty 2007, 142). The performance space itself thus functions as a large resonator. These low frequencies are amplified to such an extent that the movements made by the diaphragms of the loudspeakers produce airwaves powerful enough to cause the clothes of the audience to vibrate (see scheme *Merzbow* and listen to audio example *Degradation of Tapes by Merzbow*). These vibrations are tangible to the audience's bodies and create the impression of engaging sound in fluid form. The audience experiences what they express as being "really touched" by the sound (Friedl 2002, 30). Here again, the bodies of audience members are put into vibration, this time not through direct physical contact with the resonating material but through very powerful air pressure waves. The material exposed in these kind of performances is neither the sonic qualities of physical objects (as with Tudor's *Rainforest* performances) nor the conductive properties of the body of the audience member herself (as in Pook's *Aptium*) but the *material* of sound itself: air pressure waves, often only perceptible by the ear, now become tangible. In a very restricted way, the loudspeaker reveals its own function: causing air pressure waves.

The pieces by Tudor, Pook and Merzbow reveal that sound perception itself is related not only to the sense of hearing, but is also connected directly to our tactile sense. The *material* aspect of sound is (re)discovered by the experience that, when we are listening, our whole body is resonating. The *interaction* does not take place anymore between performer and loudspeaker, but the audience members themselves *interact* directly with the loudspeaker sound to discover what *material* is sounding. Whereas musicians are commonly the only ones who touch their instruments, the audience is now allowed or even forced to be touched by the sound, which reveals itself through body parts other than the ear membrane. Also based on points of radiation, these pieces differ from *Speaker Swinging* by Monahan and *Three Short Stories and an Apotheosis* by Lockwood owing to their focus on the audience's body. There is no change in distance, neither is there any movement of the sound-emitting object. Instead of treating the musical instrument

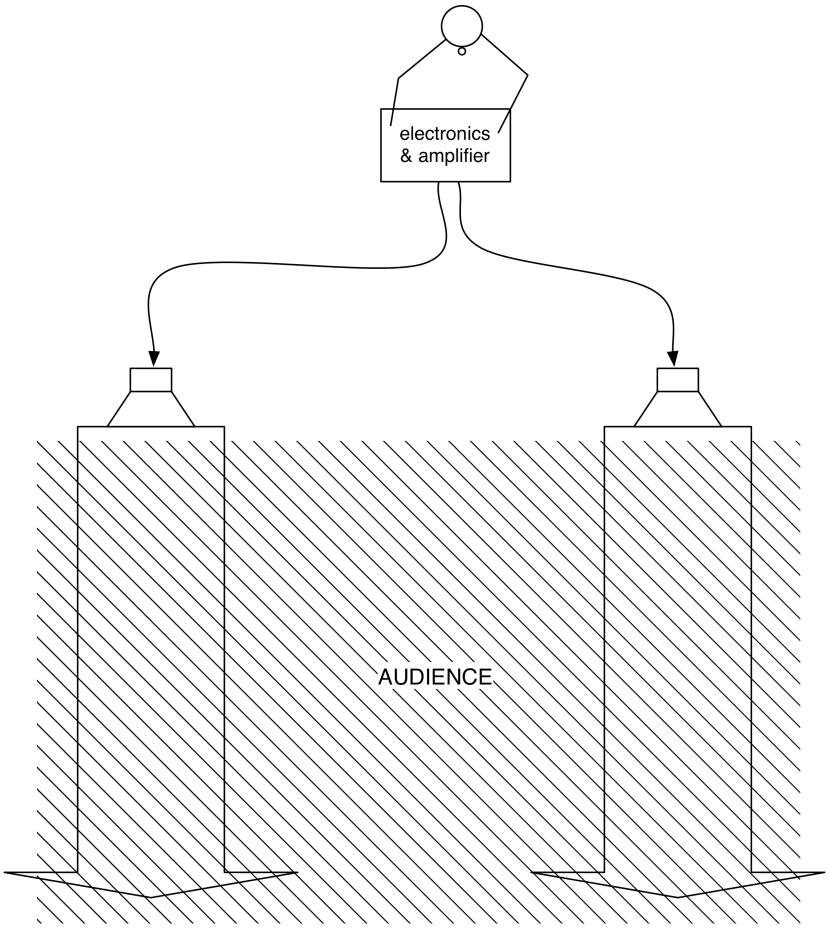

Merzbow: due to performing with very high volume levels and low frequencies, the air pressure waves become feelable for the audience.

as a limited object, these set-ups have no clear borders between musical instruments and audience members. In the works by Monahan and Lockwood, the locations of sound emission are constantly changing due to the motion of the loudspeakers; because of the audience's capability of localising the sound-producing object in the performing space, the object-character of the loudspeakers used is underlined. The audience experiences these loudspeakers as being points in space, outside of their own body. The pieces by Tudor (when the sculptures are actually touched by the audience), Merzbow and, especially, Pook are characterised by transferring the sound wave vibrations onto the body of the audience. The skin of the human body seems to become itself a membrane that is brought to vibration. Contrary to set-ups using contact microphones as well as the moving loudspeakers, the audience does not remain outside the set-up; neither are they located inside the set-up. Instead, the audience is a part of the set-up.

SPACE

The Merzbow performance makes clear that sound touches objects, in his case human bodies, at a distance. Sound itself is influenced by the human bodies perceiving the sound as well as by all other material the sound waves are meeting. Musicians notice the acoustic difference between rehearsing in an empty concert hall and performing in the same hall filled with the sound-absorbing bodies of the audience members. Sound waves are travelling through space and therefore *interacting* with this space. There is a constant interaction between microphones and loudspeakers, the sound waves they emit and pick up, and the space they are placed in. *Space* is therefore the third parameter, after *movement* and *material*, that I consider here.

Space 1: interaction between microphones and small spaces: *Music for piano with amplified sonorous vessels* by Alvin Lucier

In the piece *Music for piano with amplified sonorous vessels* (1990), Alvin Lucier puts microphones into different vessels, such as wine glasses, seashells and bamboo cups. These objects are placed close to or inside a grand piano so they can pick up the sounds that are played on it (see scheme *Music for piano with amplified sonorous vessels*). These vessels resonate at certain frequencies according to their shape (similarly to the resonance frequencies heard when blowing on a bottle). These resonance frequencies are picked up by microphones that are inserted into the vessels and subsequently amplified through loudspeakers. Every microphone renders a different sound of the piano, coloured by the resonant properties of its vessel. The vessels often resonate at slightly different pitches than the frequencies played by the piano. This creates audible beats resulting from the interference between the amplified slightly "out of tune" frequencies from the vessels and the piano tones (Lucier, Kleeb, and Dahinden 1997, no page numbers). Now the various simultaneously resonating bodies become audible. Normally the strings of a piano are amplified by means of the instrument's own resonating soundboard; with this set-up the multiple vessels take over the function of a soundboard, and an unusual instrument is created with one point of excitation, namely the piano string, which resonates through several small bodies (the vessels).

Changing the sound of a piano is often accomplished by placing all kinds of so-called preparations, such as screws, in between the strings. This piece by Lucier should not, however, be considered a composition for piano with some (quite elaborate) preparation. The main set-up is formed by the combination of the piano with the microphones in the vessels—which may be viewed as small reverberating spaces—functioning as resonators. The microphones in the vessels here fulfil a function similar to that of the resonant body of conventional musical

instruments: they are clearly shaping the sound, since the audience knows how a "normal" piano sounds and will recognise the resonances added through the amplification of vessel frequencies by microphones (listen to audio example *Music for piano with amplified sonorous vessels* by Alvin Lucier).

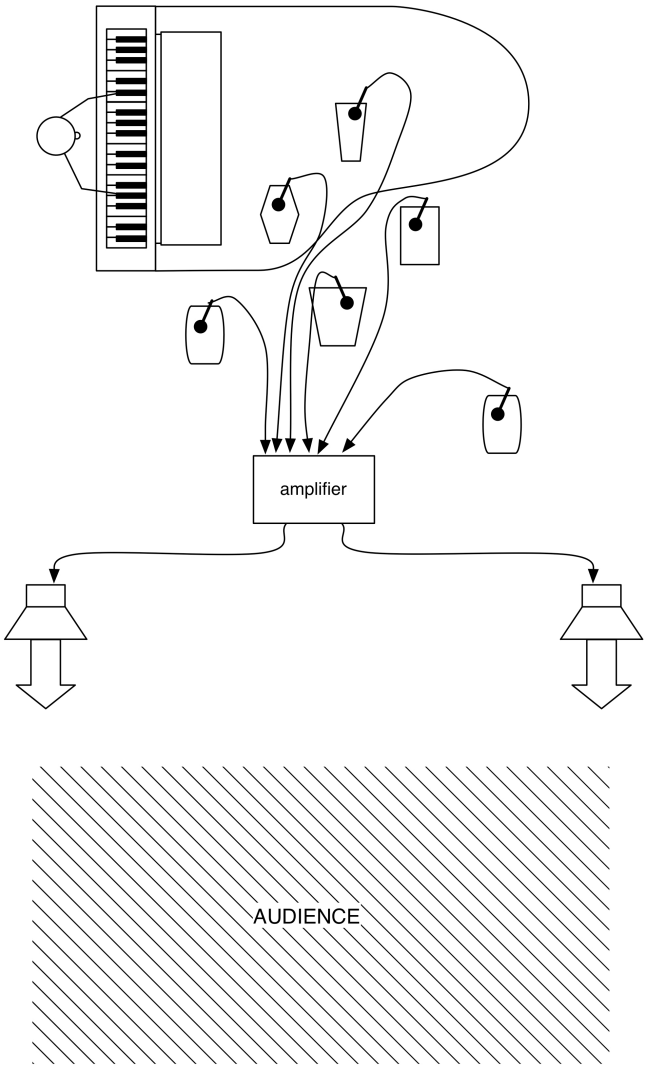

Alvin Lucier *Music for piano with amplified sonorous vessels*: the resonance of the piano sound in different kind of vessels is picked up by microphones. The signal of these microphones is radiated through loudspeakers.

This piece is based on lines of amplification, which all begin from the same origin, namely the piano, but all seem to end at, and thus emit sound from, another location. These lines are no longer attached to the material, either by contact microphones or by drivers. The microphones are prepared with objects, similarly to the loudspeakers of *Rainforest.* This preparation is not accomplished by connecting objects to the diaphragm, but by placing the microphones inside different objects, vessels in this case. It is not the vibrations of the *material* of the vessels that are picked up by the microphones, but the vibrations of the air in the vessels, of the *space* inside. Whereas in the pieces by Tudor, Pook and Merzbow the body of the audience formed part of the material set-up, in *Music for piano with amplified sonorous vessels* the audience is outside once again. The sounds interact with different spaces, but the audience perceives these spaces from a position outside of the set-up itself.

Space 2: interaction between loudspeakers and small spaces : Loudspeakers in brass instruments and focused loudspeakers

In a comparable manner to Lucier placing microphones inside vessels, loudspeakers have also been put in small spaces to evoke colourations of the sound they diffuse. It has become common practice for brass players, for example trumpet player Birgit Ulher* or trombonist Hilary Jeffery*, to use a loudspeaker to project sound inside the bell of their instruments. Instead of a mute, which changes the sound colour of the instrument, a small loudspeaker is placed inside the bell, and the sound emitted by the loudspeaker is coloured by the resonances of the construction of the brass instrument (see scheme *Loudspeakers in brass instruments*). Moving the loudspeaker in and out of the bell again changes the colour of the sound coming from the loudspeaker (listen to audio example *Birgit Ulher*). An early example of this kind of playing technique can be found in the piece *Acustica – für experimentelle Klangerzeuger und Lautsprecher* (1968-1970) by Mauricio Kagel* (Kagel 1970). Both a trumpet and a trombone use so-called loudspeaker mutes.[77] When a loudspeaker is used as a mute for brass instruments, in this set-up the loudspeaker could be regarded as a point of radiation. In this case, in contrast to the other examples with conventional musical instruments I described earlier (Wellmer's *Green Piece*, Stockhausen's *Mikrophonie I*, Neumann's *Inside Piano* and Lucier's *Music for piano with amplified sonorous vessels*), the sound of both musical instrument and loudspeaker are altered by moving the loudspeaker in and out of the bell. In all other pieces the musical instrument was the starting point of the line, ending at a loudspeaker emitting the sound. As a result of these necessarily synchronous changes, the sound

[77] Kagel uses a variety of techniques that transform the loudspeaker and microphone into musical instruments. In *Acustica*, Kagel asks for a microphone placed inside the mouth (Kagel 1970, 74–75). Kagel mentions as well in the score that the diaphragm of the loudspeaker should be "prepared" with all manner of small objects, such as marbles, paper-clips and tissue paper (Kagel 1970, 74–75).

emitted by the loudspeaker and the sound of the trumpet are strongly connected to each other: when the loudspeaker sound is muted, the trumpet sound will be muted as well.

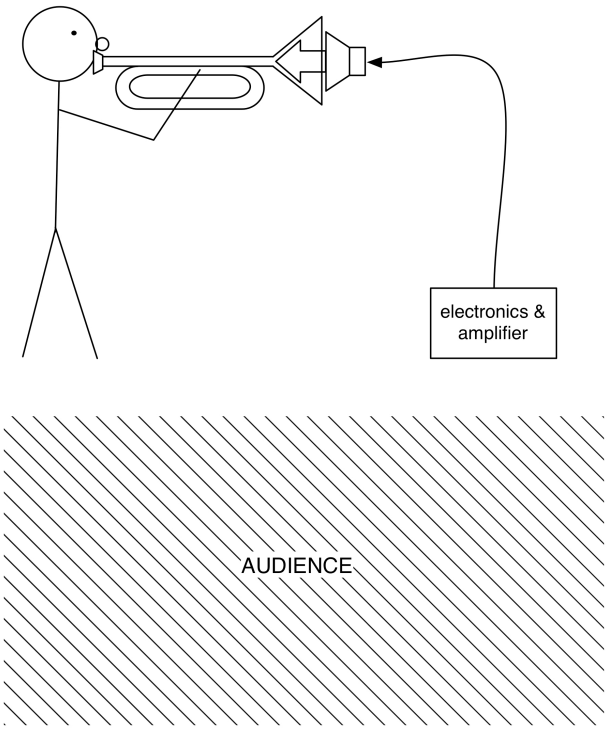

Loudspeakers in brass instruments: a small loudspeaker is used as a mute for a brass instrument. By moving the mute the sound diffused by both trumpet and loudspeaker is modified.

Another way of influencing the sound emitted by loudspeakers was researched by the group *Composers Inside Electronics* in 1977 (Driscoll et al. 2012). The participating group members, who had met at a workshop on David Tudor's *Rainforest,* were Tudor himself, Martin Kalve, Ralph Jones and John Driscoll*. Their aim was to develop loudspeaker objects which would have maximum directional characteristics, and which therefore would be easily localisable in space. Instead of using the kind of phantom sources between the loudspeakers which are characteristic of stereophonic technology, the aim was to make distinguishable sound sources out of the loudspeakers themselves. By mounting all kinds of objects like horns, plates or parabolic structures around the loudspeaker, the sound is projected in a single direction instead of being emitted in all directions (see scheme focused loudspeaker research). Since all of the

collaborators on this project had worked on *Rainforest* it is no surprise that these set-ups look like a deconstructed *Rainforest* loudspeaker sculpture. The objects used to modify the sound, such as horns and tubes, are related to the construction of acoustical wind instruments. These forms are advantageous as resonant spaces for air pressure waves. Driscoll in particular continued to use these kinds of loudspeakers in his performances and installations.

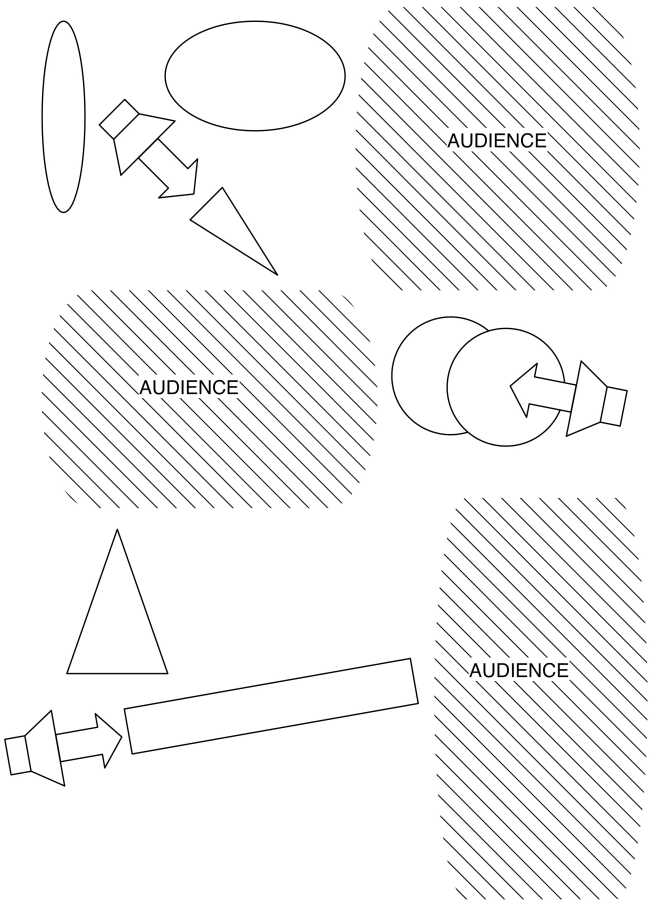

Composers Inside Electronics focused loudspeaker research: the radiation characteristics of loudspeakers are modified by adding objects like horns, tubes and lenses.

This research project on focused loudspeakers underlines the difference between common scientific acoustic research and artistic research. In acoustics it would be possible to calculate the characteristics of the loudspeakers, the sounds they diffuse and the influence on the sound waves caused by the added elements (horns, tubes, plates and so on) as well as by the performance space itself. This would generate an enormous amount of data, without however

bringing to light any relevant information which might be useful for a musical composition. It would be also very time-consuming to calculate all the aforementioned possibilities, and as soon as an object would be changed, the calculation would have to be done again. The goal of research projects like this one on focused loudspeakers is not a calculable outcome, but to discover previously unknown possibilities of composing sound. Composers may then make musical decisions based on an auditory assessment of the influences made by the various objects on the sound of the loudspeakers. By trying out different objects in different positions, the artist gains knowledge much more rapidly about what kind of set-up might be useful, than when conventional acoustic calculations are employed. This aspect of research through practice is an important element in many of the pieces I discuss here, in contrast, for example, to the procedure for developing a technology like Ambisonics, in which the intention is to reproduce an image of a sound field. This kind of technology is typically based on mathematical calculations instead of artistic empirical decisions and using neutral loudspeakers, all diffusing sound waves in a very similar way.[78] The focused loudspeakers are build to create each a specific spatial effect, and thus all radiating their sound differently.

Some remarks on spatialisation with loudspeakers

Commonly, when referring to space in relation to microphones and loudspeakers, what is intended is not so much the kinds of small spaces in the examples mentioned above (vessels, brass instruments or horns and tubes), but instead "spatialisation" techniques which, especially in electroacoustic music, are used to diffuse sound throughout the performance space. Over the last 80 years many forms of loudspeaker-based sound spatialisation have been developed, an early example of which was a concert in Berlin in 1930 where Paul Hindemith's *7 Triostücke für 3 Trautonien* was performed with a separate speaker for each instrument, suspended in the middle of the hall above the audience. Apart from such incidental experimentation in concert with loudspeaker spatialisation in the first half of the twentieth century, the movie industry also developed several sound systems which could project sound in space, one of the first being Fantasound developed for the movie *Fantasia* (1940) by Walt Disney, which was intended to function as an orchestra concert in the cinema, so that good sound quality was extremely important. The conductor Leopold Stokowski not only conducted the piece, but was engaged in the production process as well. During the premiere in Broadway Theatre in New York, 90 loudspeakers were placed throughout the room to offer the possibility of projecting the sound from different directions (Kletschke 2011, 74).

[78] This does not imply though, that artistic research is not possible with Ambisonics technology, it is just not possible to develop the system without relying mostly on acoustic research. Applications of the system can of course be subjected to artistic research.

Most of these spatialisation systems using loudspeakers either focus on kinds of spatialisation which could not naturally exist (this is often the case with systems like Ambinsonics and Wave Field Synthesis), or try to copy known spatial sound situations (often realised with a stereophonic sound system for the living room and the 5.1 surround sound system for the cinema). These kinds of spatialisation systems are consequently related to the *generating* and *reproducing* approach: the loudspeakers should not be audible, and virtual spaces which have no relationships with the loudspeakers are generated. The spatialisation in these systems takes place before the sound is emitted by the loudspeaker. There is no *interaction* between loudspeaker and performance space. On the contrary, often the loudspeakers are placed in a set-up that avoids this kind of interaction as much as possible, being placed, for example, symmetrically in a circle, all at the same distance from the audience. The air pressure waves are radiated as directly as possible towards the audience, avoiding as much as possible any influence of the performance space on the sound. The loudspeakers should *generate* or *reproduce* a spatial image in this set-up. Although these spatialisation systems are very interesting and inspiring (*generating* new spatial experiences in sound especially is very challenging for composers, due to the "inaudible" loudspeakers in those systems) I will not discuss these systems here in more detail, since they do not belong to the *interacting* approach.

Space 3: interaction between loudspeakers and performance space: *.....sofferte onde serene...* and *Guai ai gelidi mostri* by Luigi Nono

As is the case in both the *movement* and *material* parameter, the *space* parameter offers the additional possibility of positioning the audience inside or outside the set-up. Sounds emitted by loudspeakers may be shaped not only by small objects but also by the performance space itself. Luigi Nono* was interested in exploring the different spatial qualities of sounds, and an important element of many of his compositions is the placing of sounds in order to reveal these spatial qualities, of both the acoustic space and the sound as it changes. These changing spatial qualities in the sound should not be confused with changes in its location of the sound. Spatial changes in Nono's work are not simple sound movements, in which a sound moves from right to left or from front to back. These kinds of movements are most easily achieved without any interaction between loudspeakers and performance space, for example by means of the Ambisonics technology. Nono was very keen on placing the loudspeakers in such a way that a change in the positioning of the sound emission also meant a change in sound quality. This implies that the loudspeakers should all have a different relationship with the concert hall they are placed in, so that each loudspeaker has its own way of radiating sound. Contrary to systems that ask for inaudible loudspeakers, Nono's music proposes that loudspeakers should be in dialogue with the concert hall. Many of the loudspeaker set-ups devised by Nono involve these

kinds of relationships between loudspeakers and space, and all of the spatialisation set-ups used in his work shape the final sound result.

A good example of this method is *.....sofferte onde serene...* (1976), for piano and tape. As described in the score, two small and two large loudspeakers should be used to play the monophonic tape. The two large loudspeakers should not be pointed directly at the audience, but should first radiate their sound to the wall or ceiling of the concert hall. Instead of coming directly from the loudspeakers, the sound will seem to come from the walls and ceilings of the performance space. As described in the score by Alvise Vidolin*, who assisted at many of Nono's performances, these loudspeakers should be used to "highlight separation and dialogue between the tape and the piano" (technical notes in the score of *.....sofferte onde serene...*, Nono 1992). The two small loudspeakers should be placed underneath or behind the piano in such a way that their sound is projected on the soundboard of the piano (see scheme *.....sofferte onde serene...*), causing the soundboard of the piano to resonate, and should be used for mixing the sound of the live piano playing with the sound of the tape. Decisions about where the monophonic tape signal should be sent—either towards the larger loudspeakers, towards the piano loudspeakers, or both—are made by the person "playing" the tape. There is no fixed score for the sound diffusion mix, since the loudspeakers will sound differently depending on the performance space and the piano used; for this reason, sound diffusion as well as loudspeaker placement should be adapted to their characteristics. As Hans Peter Haller*, who collaborated intensively with Nono at the *Experimentalstudio der Heinrich-Strobel-Stiftung des Südwestfunks* in Freiburg, mentions, the published scores by Ricordi do not reflect Nono's performance practice. Haller points out that the loudspeaker should be regarded as a musical instrument, constantly interacting with the concert hall (Haller 1995a, 100). The quality changes in spatialisation are audible, but there is no possibility of notating these as quantitative parameters for sound projection (Haller 1995b, 154).

In the later works by Nono, developed at the Experimentalstudio in Freiburg, the use of multiple spatial perspectives of a single sound undergoes further evolution. *Guai ai gelidi mostri* (1983) is written for flute, clarinet, tuba, two alto voices, viola, violoncello, double bass and live electronics and uses ten loudspeakers. The instruments and voices on stage are played live and their sound is simultaneously diffused in the concert hall, sometimes processed by live electronics. The live electronic processing schemes made for different concerts of *Guai ai gelidi mostri* demonstrate that this processing was changed for every concert and adapted to each performance situation (Vidolin 2006). Whether filters, pitch shifters or reverb were used was partially dependant on the interaction between loudspeakers and performance space. Evidently, the spatialisation of the sounds in a particular space, in combination with the specific placements of the loudspeakers, changed the resulting sounds. The live electronic processing was modified in response to these changes in sound due to the acoustics of the performance space.

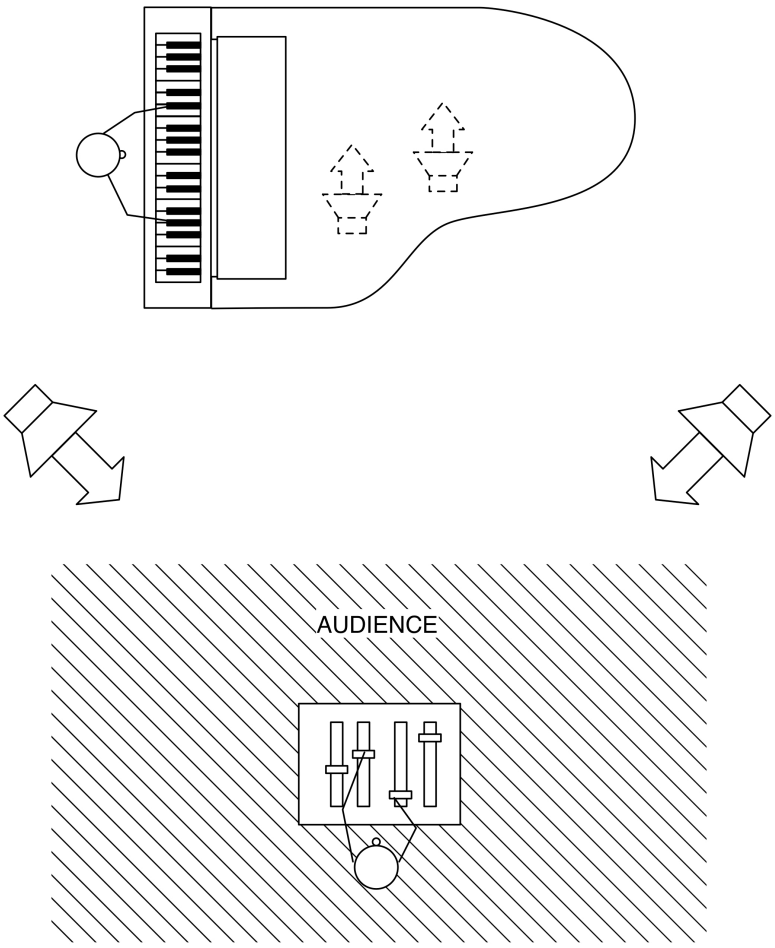

Luigi Nono *.....sofferte onde serene...*: the tape in this piece is played through two loudspeakers in the hall as well as through two loudspeakers underneath the grand piano. The person at the mixing desk has to "play" the tape by deciding through which loudspeakers the tape is sounding.

Nono often utilises the indirect sounds of the loudspeakers, by placing two loudspeakers above the audience and pointing towards the ceiling in *Guai ai gelidi mostri*, for example. The voices are amplified through these two loudspeakers. As Nono mentions in his score, the aim of positioning the loudspeakers in this manner is that the audience members are unable to determine where the sound is coming from (Nono 1983, 112). In preparation for a concert, Nono and his colleagues experimented for hours, searching for the right position and diffusion direction for each loudspeaker in the concert hall (Haller 2003, no page numbers). Nono explicitly mentions in the score that the loudspeakers should be placed asymmetrically around the audience on different levels (Nono 1983, 112). The whole set-up of performers with their instruments,

microphones, all devices for the live electronics, loudspeakers and the concert hall are part of one large musical instrument.

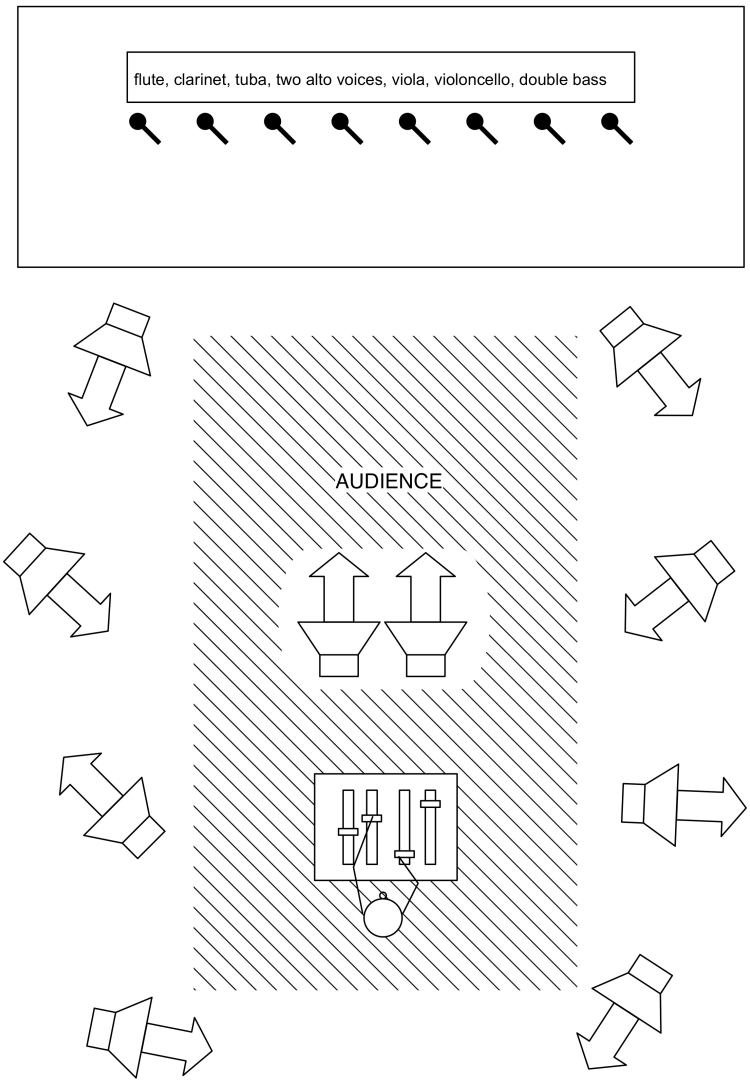

Luigi Nono *Guai ai gelidi mostri*: the sounds of the musical instruments on stage are processed live and diffused on ten loudspeakers in the hall. The loudspeakers are positioned in such a way, that they emit their sound often to the walls or the ceiling. In this way they interact with the acoustics of the performance space.

I would like to examine the difference between changing an element at the starting point of the line of amplification or at the end point. To investigate these differences, Nono's set-up for a piece such as *Guai ai gelidi mostri* could perhaps best be compared with *Mikrophonie I*. Stockhausen makes changes close to the starting point of the line, through microphone movements, whereas Nono modifies the end of the line, through loudspeaker placement. In both cases, several sonic representations of the same instrument(s) are projected in space, altering the sonic perspective of the instrument(s). Both Stockhausen and Nono use live electronic processing such as filtering, reverb and pitch shifting in their pieces as well, but in comparing the two pieces and the effect microphones and loudspeakers have on the sound, I will exclude this aspect. In *Mikrophonie I*, changing the distance between the microphone and the tam-tam, or between the microphone and the object which sets the tam-tam in vibration, not only results in a louder or softer sound but also in a change in the frequency spectrum (commonly called sound colour), as well as in a change in the balance of direct and indirect sound. The loudspeakers in *Guai ai gelidi mostri* modify the sound according to their place in the performance space. Changing the loudspeaker through which the sound is radiated results in a change of localisation of the sound in space as well as a change of frequency spectrum. In *Mikrophonie I*, the sounds fade in and out not only in volume but also in sound colour—the sound of the tam-tam varies between sounding very close and very far away. In *Guai ai gelidi mostri* there are modifications in sound colour, as in *Mikrophonie I*, but also in direction—the implementation of and interaction with loudspeaker positions in space results not in a variation in distance between listener and sounding object (as is the case in *Mikrophonie I*), but rather in a less hierarchical variation between different sonic presentations. The audience's sonic perspective in *Mikrophonie I* is constantly changing, approaching or retreating from the tam-tam. In *Guai ai gelidi mostri*, the distance between audience and musical instruments on stage remains the same, but the musical instruments are heard in different acoustic configurations.

Space 4: loudspeaker orchestras: *Acousmonium* by François Bayle

Over the last 70 years many other experiments, apart from the work by Nono discussed earlier, have been performed to investigate the *interaction* between loudspeakers and performance space, one of them being the so-called loudspeaker orchestras. The first loudspeaker orchestra, called Acousmonium, was developed by composer François Bayle* in 1974. This consists of dozens of different loudspeakers, often as many as 80, arranged in the performance space in a symmetrical set-up, so that all loudspeakers come in pairs (see scheme Acousmonium). Many different types of loudspeakers are used for the orchestra, in contrast with, for example, Ambisonics or Wave Field Synthesis loudspeaker systems, in which all loudspeakers should be identical. The different loudspeakers comprising the Acousmonium all have their own individual characteristics, such as frequency range (there are for example special tweeter trees, which are

often placed among the audience), amplitude range, sound dispersion pattern, and so on. Some of the loudspeakers are pointed towards the audience, whilst others are pointed at the wall or the ceiling for a more "indirect" sound. Although the loudspeakers are distributed all around the audience, a sonic focal point is formed in front of the audience, as is traditionally the case in concert performances. Some of the loudspeakers are intended to reproduce all frequencies, whilst others are used for amplifying the bass (the subwoofers) or adding some extra reverb (such as the loudspeakers pointing towards the ceiling). The music composed for the Acousmonium is in stereo format and is mixed live during the concert by moving the faders controlling the volume of the different loudspeakers. This set-up, consisting of multiple points of radiation and the person performing the mix, thus produces a changing sonic output during the performance, depending on which of these points of radiation are active. Due to the combination of just two audio tracks and many different loudspeakers, manifold possibilities for diffusing the sound in space come into being. It is not only possible to move sound from one loudspeaker pair to another, but also to enlarge it by playing the stereo track back through several loudspeaker pairs (Teruggi 2005, no page numbers).[79]

Composer Michel Chion* calls this live spatialisation of the stereo track the "espace externe" of the composition. The "espace interne" is the space which is already on the recording itself, for example how the sounds are placed in the stereo panorama or how much and what kind of reverb is used. This "espace interne" is fixed, whereas the "espace externe" changes for every performance, depending on, for example, the acoustics of the hall or the amount and kind of loudspeakers (Chion 1998). Performing two-channel works on the Acousmonium is therefore understood as performing an interpretation of the musical work. As a consequence, the same piece can be performed on the same Acousmonium but interpreted in a totally different way by using other loudspeaker combinations and changes in the spatialisation of the sound. The interpreter rehearses on the system and needs to know the piece he or she performs very well to be able to conceive a strategy for the spatialisation. The advantage of playing a piece on such a set-up is not only the possibility to "interpret" it, but to adapt the set-up of the Acousmonium differently to each space as well. For this reason, a composition written for this kind of performance practice can be performed on different Acousmoniums, consisting of a different number and different kinds of loudspeakers. Most set-ups I have discussed in this chapter are used only for a single piece, but the Acousmonium is intended as a universal instrument which can be used for all pieces written in the acousmatic tradition. Compositions for two channels by composers as divergent as Pierre Henry, Luc Ferrari, Christine Groult, Bernard Parmegiani and Åke Parmerud can all be interpreted using this system.

[79] Jonathan Prager has written a detailed account on Acousmonium performance practice (Prager 2012).

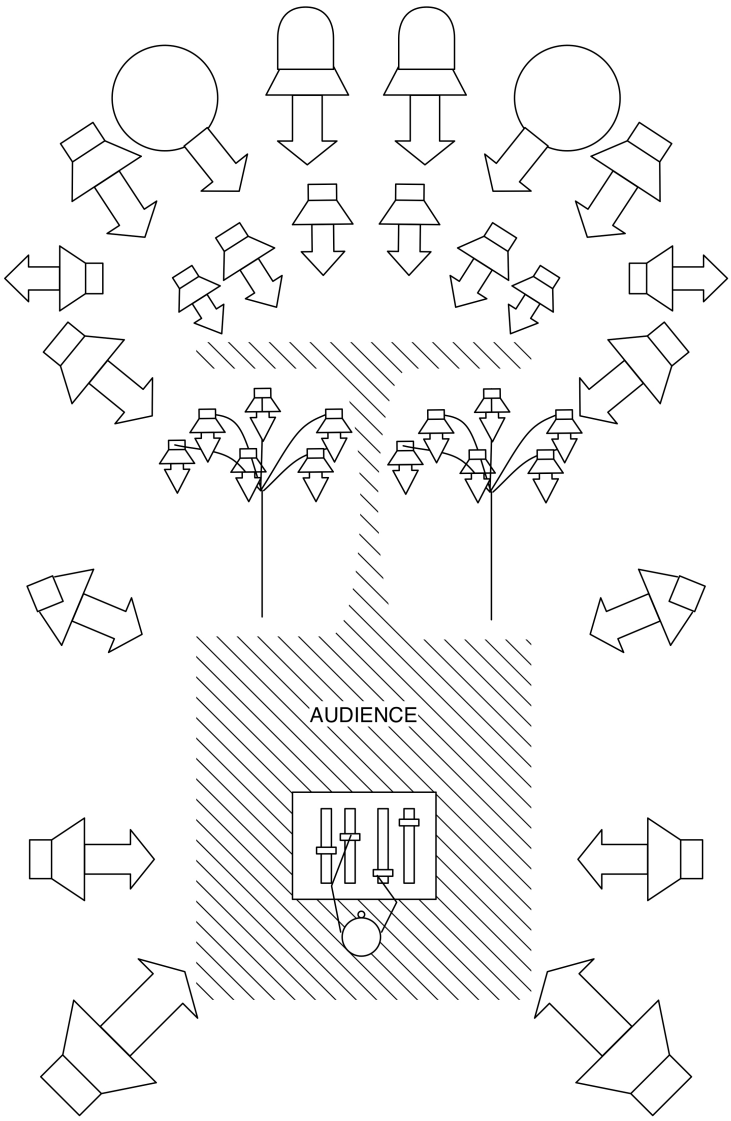

Acousmonium: an orchestra of loudspeakers is placed in the performing space. A two channel sound file is diffused on this system by an interpreter.

Space 5: sound unified in space and dispersed in space
Performances by Eliane Radigue and *Der tönende See* by Kirsten Reese

Regarding the potential of space in relation to microphones and loudspeakers, all the examples I have mentioned until now either use one or several closed spaces (vessels, brass instruments, horn and tubes), or acoustic spaces created through loudspeaker placement and/or loudspeaker type (Luigi Nono and the Acousmonium performance practice). Several examples of the use of the loudspeakers as a point of radiation have been mentioned during this chapter. While the use

of *movement* (swinging loudspeakers) or *material* (loudspeaker sculptures) as parameters for interacting with loudspeakers as points of radiation are quite exceptional, almost all music utilising loudspeakers must deal with the influence of the performance space on the sound emitted by the loudspeaker system. While for many systems (those discussed earlier, such as 5.1 surround sound or Ambisonics) it is considered best to try to prevent the performance space acoustics from influencing the sound diffused by the loudspeakers too much, many composers use the performance space as a part of their set-up. The next two examples should demonstrate to what kind of extremes sound can incorporate the performance space, and, conversely, how the performance space can incorporate the sound.

Eliane Radigue* uses only four loudspeakers and aims for diffusion of her music in such a way that the room is filled with sound like a "musical bath". Unlike the other works I have discussed up to now in connection with the relationship between microphones, loudspeakers and space, this music does not aim to create a clear sonic perspective. The spaces cannot be localised (as in Lucier's *Music for piano with amplified sonorous vessels* or the loudspeakers in the bell of a brass instrument, or the focused loudspeakers project), and neither are several acoustic spaces

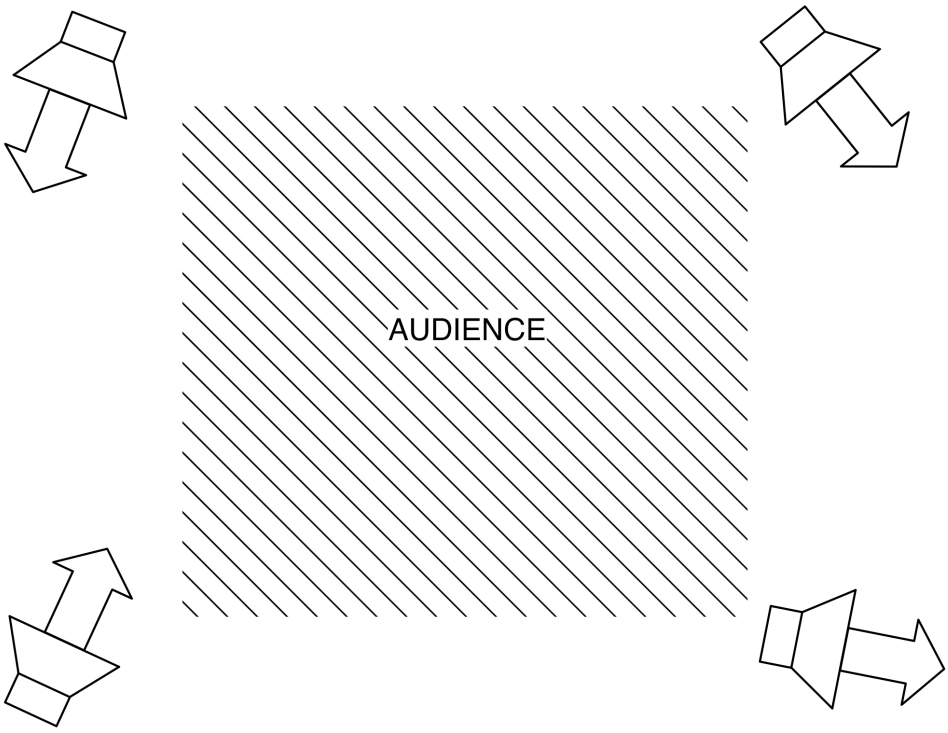

Eliane Radigue: the four loudspeakers should be placed in such a way that the whole space is filled with sound.

revealed during the piece (as with Nono's compositions as well as the Acousmonium). In Radigue's work, centrally-located areas in the performance space should not sound any better than other places in the room. She uses a stereophonic tape, but sends the tape signal out to four loudspeakers in a cross set-up, so no real stereo image of the sound is reproduced. She points the loudspeakers in different directions according to the acoustic response of the room in order to avoid directionality of sound for the audience (Primosch and Swarowsky 2006, no page numbers) (see scheme Radigue). There is an interaction with the space, but this time it is not concerned with creating different spaces through which the sounds can travel, but the aim is to create a single sound bath, in which one can no longer differentiate between sound sources. The sound seems to be everywhere, and there is no longer any distinction between space and sound. The audience is inside the sound, and the diffusion of sound by loudspeakers could best be compared to the performances by Merzbow, although their differing performance aims result in two different performance practices. The main difference is in the volume of the sound. Due to the high amplitudes of low frequencies in Merzbow's performances, one has the impression that the sound itself has materialised in the performance space and is thus bringing the audience into vibration. The sound source seems to be everywhere. In Radigue's performance practice, sound seems to have dematerialised, since the sound is disseminated by the loudspeakers in such a way that there seems to be no starting point in the form of a sound source at all.

In *Der tönende See* (2000) by Kirsten Reese*, loudspeakers travel through the performance space. Unlike the unification of sound and space as achieved in the pieces by Radigue, during which sound is everywhere in space—with the sound sources impossible to locate—in Reese's piece the sound sources are all very well distinguishable from each other and in their different locations in space. She places small loudspeakers and cassette players into 22 bowls and sets them adrift from a small boat in a lake. Due to the water movements of the lake, the bowls slowly move away from each other, each taking its own direction (Reese 2010, 100) (see scheme *Der tönende See*). The *interaction* with the *space* is achieved through the movement of the different loudspeakers. The path followed by the loudspeakers—playing back a composition with voices telling fairy-tales, sine waves and environmental sounds—might be said to be guided by the performance space itself. Contrary to the loudspeaker orchestra, whose interpreter decides through which loudspeaker the music should be emitted and at what level, this time the loudspeakers simply radiate their sound while the environment brings them to random places. The audience may follow the loudspeakers by walking along the border of the lake. Since not all loudspeakers move in the same direction, it is impossible to hear all of them at once. The set-up of this piece invites the audience to walk around and to discover the performance space, but this will not constitute entering the set-up itself: if a loudspeaker is in the middle of the lake, its sound will be perceived only faintly, and there is no possibility of approaching the loudspeaker. Points of sound radiation move through the space, but listeners are not able to enter this space.

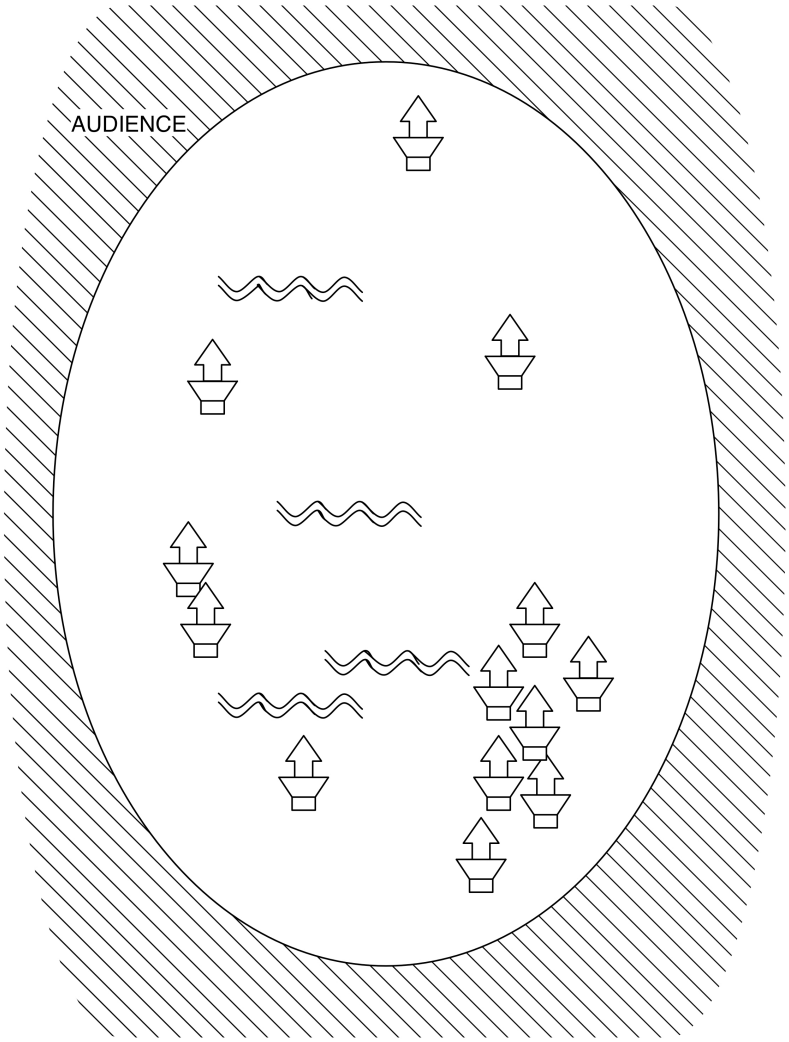

Kirsten Reese *Der tönende See*: 22 loudspeakers are placed on a lake.
The waves of the lake disperse the loudspeakers in different directions.

Space 6: closing the acoustic feedback loop again: *Hörbare Ökosysteme* by Agostino Di Scipio

In Reese's *Der tönende See*, the lake—and thus the performance space—brings the loudspeakers into movement. In some pieces by Agostino Di Scipio*, the space itself could also be seen as an active contributor to the performance, only this time it influences a live electronic process and could therefore be understood as room-dependent signal processing (Anderson and Di Scipio 2005, 17). In *Hörbare Ökosysteme Nr. 3a Studie über Hintergrundgeräusche* (2002-2005), Di Scipio places several microphones and loudspeakers in the performance space. The sound in the performance space is picked up by certain microphones and analysed by the computer, and the results of this analysis control the digital signal processing performed by the computer. Since there is no purposeful sound production in the performance hall, what is being picked up is background noise.[80] The resulting signal is sent to loudspeakers, which again project this sound into the performance space. They are placed close to the walls and emit their sound towards the wall instead of towards the audience (Meric and Solomos 2009, 64). The microphones pick up this sound once more, as well as all other background noises sounding in the hall. This piece is shaped by the interaction of microphones, loudspeakers, performance space and digital signal processing (see scheme *Hörbare Ökosysteme*). As Di Scipio mentions: "Just like the microphone, the loudspeaker is not an element foreign to the process; it's part of it, something used to generate the music, not to play it back" (Anderson and Di Scipio 2005, 17). He also points out that all manner of acoustic situations are suitable for the piece, but, depending of the acoustics of the hall, he will place the microphones and loudspeakers differently. The microphone placements during this piece often look strange compared to more conventional microphone set-ups. The microphones are positioned, for example, pointing toward and very close to a wall or in the middle of the room or in a small corner. Depending on these positions, as well as the acoustics of the space, the sounding result will be quite different. The room itself is often processing the sound in ways known from live electronic processing, adding reverb (a sound that is played by a loudspeaker and picked up by a microphone far away will be transformed by the acoustics of the room), filtering the sound (in every room some frequencies will be amplified more than others, which also differs according to placement) and even adding delay (caused by the time it takes for the sound to travel from loudspeaker to microphone back to loudspeaker) (Anderson and Di Scipio 2005, 21–22). The placement of the microphones and loudspeakers in the performance space determines how much reverb is added, what kind of filtering occurs and how long the delay will be. The piece will probably sound quite different performed in the same space but with a different placement of microphones and loudspeakers. The *interaction* between microphones, loudspeakers and space is thus central in this piece.

[80] The title of this study: *Studie über Hintergrundgeräusche* refers to this, since Hintergrundgeräusche means background noises.

Di Scipio is interested in unveiling the sound character of the system instead of having sounds transmitted by the system. "It points the listener to the non-neutrality of loudspeaker technology, turning a problem in high-fidelity engineering into an element of musical experience" (Anderson and Di Scipio 2005, 22). Not only microphones, sound processing by a computer, loudspeakers and performance space act to shape the sound, but the members of the audience also, by reason of their very presence, change the resulting sound. The audience is inside the set-up, as Di Scipio explains: "Listeners are a very special kind of external observer or hearer, because their mere physical presence in the room acts as an element of acoustical

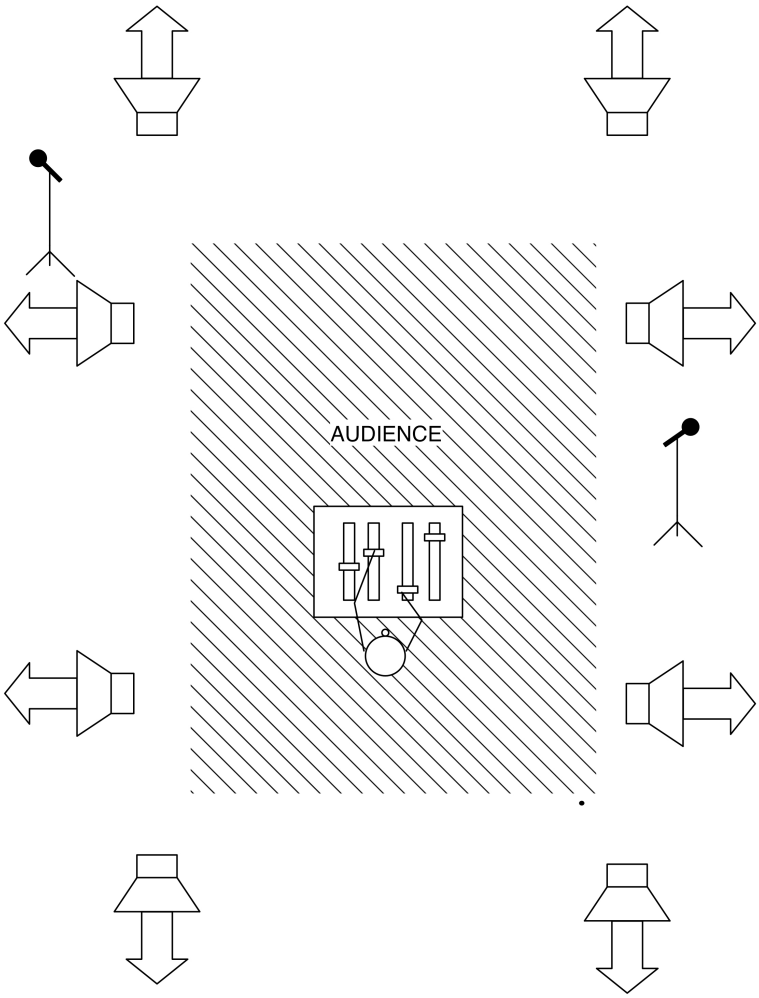

Agostino Di Scipio *Hörbare Ökosysteme*: sound waves picked up by two microphones is processed by computer software. The result is diffused back in the performance space by eight loudspeakers.

absorption. Hence they form an internal component of the ecosystemic dynamics" (Di Scipio 2003, 274).

Nr. 3a Studie über Hintergrundgeräusche can be described as a line of amplification. The starting point of this line points towards the end point of the same line. Although there is no acoustic feedback, the output is continually influencing the input. The background noise of the space is the starting point of the sound, but as soon as the loudspeakers begin to emit sound, this also becomes part of the microphone input. If the microphones or loudspeakers were placed closer to each other, or if the volume was turned up sufficiently, the sound explored at the beginning of this chapter–acoustic feedback–would be the result. This is indeed what Di Scipio does in another piece in the series *Hörbare Ökosysteme*, namely *Nr. 2a Stüdie über Rückkopplungen*. The main material for this piece is acoustic feedback. Similar to *Nr. 3a*, only microphones and loudspeakers are placed in a hall, again in positions chosen by the composer for their interesting acoustical characteristics. The person controlling the electronics intentionally turns the volume up high enough to produce feedback sounds. These feedback sounds are then processed by the computer and sent back into the performance space. A complicated mixture of feedback sounds and processed feedback sounds influences each other, and the whole system of loudspeakers, microphones, space and digital signal processing creates a composition that transforms and develops like an ecological system.[81] But if the microphones and loudspeakers were to be placed closer to each other, with the microphones pointing towards the loudspeaker, one would come close to the set-up with which this chapter started: the acoustic feedback set-up for *Quintet* by Hugh Davies.

Overview of strategies for *interacting* with microphones and loudspeakers

This chapter ends by considering, once again, a circle of feedback. Whereas in Di Scipio's *Hörbare Ökosysteme* microphone and loudspeaker placement in the performance *space* are crucial for the resulting sound, in Collins' *Nodalings*—a similar acoustic feedback performance—it is the amount of *material* in between microphones and loudspeakers. In Davies' *Quintet*—again an acoustic feedback piece—the *movements* of microphones are means by which performers interact with microphones and loudspeakers. These parameter changes—in *movement*, *material* or *space*—are each manipulating a closed feedback loop set-up, without a clear start or end point. I began this chapter by investigating possibilities for shaping the sound of microphones and loudspeakers, taking acoustic feedback as a starting point. However, it is not only acoustic feedback, with no recognisable sound source as input, which can cause microphones and/or loudspeakers to become "audible". Such set-ups can include conventional musical instruments

[81] The title *Hörbare Ökosysteme* has been translated as *Audible Ecosystemics* (Anderson and Di Scipio 2005, 11).

or everyday objects as sound sources, in addition to microphones and loudspeakers. As I outlined in the examples above, besides circles of feedback, what I have termed lines of amplification and points of radiation are systems which are able to support an active shaping of the sounding result. As I also demonstrated, the set-ups differ in their relation to the audience: the audience may be outside the set-up, inside the set-up or even taking part. These categories are not intended as rigid classifications, but attempts to isolate specific possibilities for *interacting* with microphones and loudspeakers. Almost all my examples exploit an individual set-up, with a specific parameter for *interacting* (movement, material or space), a specific set-up form (circles of feedback, lines of amplification or points of radiation), other sound-producing elements (conventional musical instruments, everyday objects or nothing at all) and the position of the audience (in- or outside the set-up or taking part). In the development of new pieces based on *interaction* between microphones and loudspeakers, one could imagine not only taking these individual strategies as a starting point, but also combining them, for example incorporating the movements in a feedback set-up like used by Davies in *Quintet* with prepared loudspeakers similar to those developed by Tudor in his *Rainforest*. The microphone movements used by Stockhausen in *Mikrophonie I* could be used with a loudspeaker setting similar to that used by Nono in *Guai ai gelidi mostri*. A self-designed instrument like the *Shozyg* by Davies could be diffused on an Acousmonium. All these possibilities remain theoretical proposals as long as composers and musicians do not try them out. I leave here the suggestion of multiple possibilities of *interaction* with microphones and loudspeakers, since all further investigations should be made in practice rather than theory.

Some remarks on composing with microphones and loudspeakers

As the aforementioned compositions and performances here reveal, microphones and loudspeakers never function exactly like conventional musical instruments. Many composers have claimed that their use of microphones and/or loudspeakers works to transform them into instruments (Nono, Stockhausen, Monahan and Tudor). However, their use of microphones and loudspeakers often results in some kind of transformation of the roles of performer, instrument and audience. Microphones and loudspeakers can, for example, become a part of an instrument and, in that way, transform previously unsuitable material into new musical instruments (Oliveros and Davies). In some cases the audience has to touch a part of the musical instrument to experience the performance (there is physical contact with the loudspeaker in the work of Tudor and Pook, or the sound itself becomes tangible, in the music of Merzbow). Microphones and loudspeakers are able to change a performance practice (listening becomes a creative act in the work of Lucier) or transform everyday actions into music (Maly and Cage). Consequently, the *interaction* discovered in all the music performances discussed in this chapter cannot be called a typical "musical instrument interaction", as understood from an analysis of interaction with

violins or pianos, for example. This implies that composing with microphones and loudspeakers is substantially different from composing for conventional musical instruments. It is exactly this effort of trying to transform microphones and loudspeakers into musical instruments, and the impossibility of really achieving this, which can produce a much more interesting performance result than that achieved when the goal of making microphones and loudspeakers "as normal as all other musical instruments" is paramount. In the next chapter I will discuss why this impossibility is so fruitful and especially how combinations of the four approaches towards microphones and loudspeakers, instead of only the *interaction* approach, can be used as a compositional strategy for making music with microphones and loudspeakers.

5 Composing with microphones and loudspeakers

My investigation in chapter 4 revealed that, although microphones and loudspeakers can acquire characteristics similar to those of musical instruments when there is interaction between performer, and microphone and loudspeaker, they never manage to behave entirely like conventional instruments. As I argued at the beginning of chapter 2, until the invention of sound reproduction technology at the end of the nineteenth century, music had always been produced with instruments. Probably because of this strong relationship between music and instruments, many artists working with microphones and loudspeakers approached these devices "as musical instruments", as a natural offshoot of the entire instrument paradigm. The wish to compose for microphones and loudspeakers as if they were musical instruments may be considered as an extension of a specific view of music, a relatively conservative one in that it is implied that new means like microphones and loudspeakers should not result in a new kind of music. In my view, however, it is exactly this effort of transforming these new devices into musical instruments that has resulted in highly interesting music, as revealed by the examples in the previous chapter. It might therefore be exactly the impossibility of reaching the goal of transforming these devices into "real" musical instruments which led to solutions for microphone and loudspeaker use radically different from the practice of conventional instruments. Besides this, many of the artists discussed in the previous chapter were acutely aware of the impossibility of interacting with microphones and loudspeakers in the same way as with conventional instruments. David Tudor*, for example, mentions that the loudspeaker sculptures should "decide themselves" how to sound, in contrast to conventional instruments where the performer controls their sound as precisely as possible. The search for various modes of interaction between microphone, loudspeaker and performer has therefore not been unsuccessful by any means. The physical qualities of microphones and loudspeakers may be revealed through *interacting* by means of movement, material or space: microphones and loudspeakers become audible as sound-producing objects by either moving them, attaching objects to their diaphragm or positioning them in space.

Using the four approaches for composing

I assume that the difficulty that arises when trying to employ microphones and loudspeakers in a way similar to conventional musical instruments is the constant influence of the three other approaches, which use microphones and loudspeakers as transparent devices (*reproducing*, *supporting* and *generating*). Microphones and loudspeakers are primarily designed nowadays to function according to these three approaches. This results in resistance against becoming a conventional musical instrument, since the nature of these devices makes it quite difficult to

ignore these other three approaches. This is a very different starting point in comparison to conventional instruments, which serve no other function than that of generating sounds for what is traditionally recognised as music: "[Especially musical instruments, CvE] make possible their own uses; they do not serve an interest that could have pre-existed them" (Evens 2005, 129). Microphones and loudspeakers are multi-functional devices which cannot be limited to one kind of use, which is why I classified them in the second category of objects with which to make music: objects that can produce sound but are not musical instruments in the first place (see chapter 2). Microphones and loudspeakers have many different functions, depending on the way they are approached.

I am interested in the four approaches not only as conceptual tools for analysing musical works, but also, and especially, as tools that can be put to practice compositionally. The categorisation of *reproducing*, *supporting*, *generating* and *interacting* are all theoretical classifications, whose mutual borders are not absolute; neither is it easy to find examples that fit exactly within one of these approaches. It should therefore not come as a surprise that nearly all of the pieces I discussed in chapter 4 make use of elements from other approaches alongside that of the *interacting* approach. The contact microphones used by Valerian Maly*, for example, add a resonating body to objects and, so doing, *interact* with those objects. At the same time, one hears a combination of all elements of the set-up, and the contact microphones could also be considered as *supporting* the objects they amplify. In the piece by Lynn Pook*, an audio signal is played through loudspeakers directly onto the listener's body. These loudspeakers are *interacting* with the body, but the signal they receive is not related to any specific sound source and could therefore be seen as part of the *generating* approach. In all these examples *interacting* is, thus, not the sole approach; elements of one of the other approaches (*reproducing*, *supporting* or *generating*) come into play as well. In light of this, I believe that microphones and loudspeakers seldom behave exactly as conventional musical instruments. An acoustic feedback set-up might be the closest approach to how conventional musical instruments function, but even in a piece such as *Quintet* the conventional musical instrument set-up is left behind at a certain point (see my analysis of this piece in chapter 4). Microphones and loudspeakers can be used in a similar way to musical instruments, but they will always also reveal (one of) the other approaches they are used for. This could be seen as a complication for artists who want microphones and loudspeakers to become "real" musical instruments. I would claim, however, that these multiple approaches should be seen as a characteristic feature of microphones and loudspeakers. They can be used in a way similar to musical instruments and therefore *interact* directly with performers. At the same time, they can also *reproduce* a sound that is associated with another act of sound creation, and they can *support* another musical instrument or *generate* sounds that are not related to any physical sound source at all. It is exactly this combination that makes microphones and loudspeakers unique in the field of music. To find compositional strategies specific to microphones and loudspeakers, one should therefore not search for their

potential to act like musical instruments, as I did in chapter 4, but for combinations of different approaches. The works examined in this chapter no longer focus on a single approach, but on their engagement with several approaches. Whereas the *interacting* approach is obligatory to make microphones and loudspeakers "audible" in a similar way as musical instruments do, the combination with one or several of the other approaches results in a piece that is using the unique features of these devices.

Recognising the *reproducing* approach: the Edison tone tests

For the four approaches to be employable as suitable material for composing, I suggest that their application must be recognisable to the audience. This implies that the audience is able to recognise what kind of role is assigned to the microphone and loudspeaker by the composer. To illustrate how this kind of recognition might function, I will analyse two quite different musical performances in which the *reproducing* approach plays a central role.

The so-called tone tests, sponsored by Thomas Edison* and executed between 1915 and 1925 (Sterne 2003, 261–266; Thompson 1995) are the first musical performances I will consider. On stage are a singer and a phonograph. Both perform simultaneously, and when the singer stops performing, the phonograph continues alone. Apparently, it was a challenge for the audience to hear who or what is performing (Thompson 1995, 131). Of course it is more than remarkable that the audience was impressed with the results of the phonograph as compared to a real performer and even more astonishing that the audience claimed not to hear any difference. The listeners attending such a tone test were clearly not listening for the noises of the phonograph, but for hearing a reproduction of the song (Sterne 2003, 280). They knew that the noises and hisses did not belong to the music (as I illustrated with the help of the Gestalt theory in chapter 2), and hence did not hear them or, more accurately, just did not perceive them. "We are not terribly bothered by a poor recording since we are used to constructing from memory the reality of the object 'in our heads.' To hear is to remember, to recall, not to witness" (Evens 2005, 42). They knew what they were listening for, and as soon as the song and the voice of the singer were recognised, the reproduction was faithful. The audience recognises that the aim of the machine is *reproducing* a performance, and perceives it as accurate, even when this is, technically speaking, a very bad reproduction. One needs only to listen to an early twentieth-century recording to hear how much the audience must have ignored and added to what they heard.

Reproducing a sound originally produced by another source is never technically perfect. The audible result needs only to evoke a recognisable musical performance for the audience. Of course evoking such a performance is much easier if the singer and the song have just been heard live as well, as is the case with these Edison tone tests.

An advertisement reporting on the succes of an Edison tone test as performed the day before. A report of the tests is added, concluding: "The end of the concert found the audience absolutely and completely convinced, through its own personal experience, that there is no difference between an artist's living performance and its RE-CREATION by the New Edison, —that listening to the New Edison is, in literal truth, the same as listening to the living artists" (Anonymous 1921, 4).

Composing with the *reproducing* approach: *Nothing Is Real (Strawberry Fields Forever)* by Alvin Lucier

The use of the *reproducing* approach as a compositional strategy can be observed in the piece *Nothing Is Real (Strawberry Fields Forever)* (1990) for piano, amplified teapot, tape recorder and miniature sound system by composer Alvin Lucier* (see scheme *Nothing Is Real*). This is the second musical performance I use to exemplify how the reproducing approach might be recognised by the audience.

Throughout the first half of this piece, Lucier plays a fragmented and transposed version of the Beatles song *Strawberry Fields Forever* (1967) on a grand piano while making ample use of the sustain pedal. This manner of playing adds long resonances to the short fragments, which are played on different registers of the grand piano. These fragments are recorded during the performance. After having finished the first half of the piece, Lucier stands up and walks towards a teapot. The recording he just made is played during the second half of the performance through a small loudspeaker located inside this teapot. During the playback of this recording, Lucier lifts the lid of the teapot and lowers it again at various moments. These actions are notated very precisely in the score, since they effect a change in the sound of the playback (listen to audio examples of *Nothing is Real*). The surface of the teapot is very hard and smooth, giving rise to many different resonances, which change as soon as the resonance space of the teapot is modified by raising the teapot lid. The spatial aspects of the playback vary in response to these different resonance situations, as does the particular range of the frequency spectrum of the recording itself. The movements of the teapot lid result in sound changes reminiscent of filtering and adding or removing reverb. The teapot seems to "sing" on the resonance of the piano notes.

In both the Edison tone-tests and *Nothing Is Real*, the audience recognises immediately that the loudspeaker (or actually the phonograph horn in Edison's case) is *reproducing* a musical performance, although the sound is completely different from the original performance. The loudspeaker in the teapot is very small and will definitely not produce a high fidelity sound and, furthermore, the manipulations of the teapot lid modify the sound extensively. Nevertheless, the audience will recognise the piano fragments, since these have just been heard performed by Lucier on the piano. In *Nothing Is Real* the *interaction* approach is used as well, since the loudspeaker functions as an exciter and the teapot as a resonator to form the sound. The combination of the small loudspeaker with the teapot could almost be regarded as a musical instrument. However, the fact that it is a recording of piano music played through the loudspeaker makes clear that there is a difference between this set-up and a conventional musical instrument. Unlike all other sounding objects, loudspeakers often point to a sound source other than themselves. These other recognisable sources are what I termed the semantic

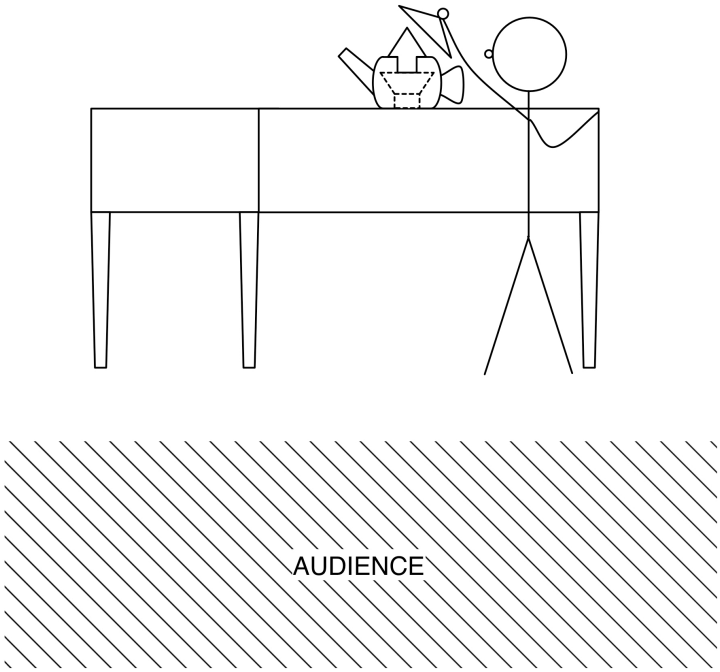

Alvin Lucier *Nothing Is Real (Strawberry Fields Forever)*: a small loudspeaker is put in a teapot. By moving the teapot lid the sound radiated by the small loudspeaker is modified.

acts of sound creation (see chapter 2)—by recognising a piano sound when listening to a loudspeaker, one recognises the "semantic source". Concurrently with the playback of the piano recording through the loudspeaker in Lucier's piece, another musical performance is taking place: the manipulation of the teapot lid. The two approaches of *reproducing* and *interacting* take place at the same time. The lifting of a teapot lid, considered in terms of a conventional instrument, might be compared, for example, to moving the slide of a trombone while playing the instrument, resulting in a glissando. The sounding result of the teapot lid movement, however, is much more complex, since the input sound (the piano recording) is constantly changing. The teapot with loudspeaker can be thought of as a transparent reproduction of a piano performance and at the same time can also be heard to produce sound which is intimately connected to the resonating qualities of the teapot itself.

The semantic source of the loudspeaker is a piano performance and not the loudspeaker itself, whereas in a conventional piano performance the semantic source remains a piano.[82] At the same time, the loudspeaker could never be replaced by a miniature piano and performer in the

[82] Of course, many instrumental pieces mimic sounds, such as the *Sonata Representativa* (1669) by Heinrich von Biber for violin. In mimetic compositions the musical instrument, in this case the violin, will never disappear. The piece will always be primarily a piece for violin. This is never the case as soon as microphones and loudspeakers reproduce a sound.

teapot. Of course, this is physically impossible, but even if it were possible, a piano that small could never produce such extended resonances. The total sound would be very different from what the loudspeaker reproduces in the piece. The *reproducing* approach makes it possible to produce a sound with a membrane which would otherwise never have been able to resonate within the teapot. In *Nothing Is Real* there are two different semantic sources for the sound acting simultaneously: the playback of the resonating chords of the piano, and the irregular resonating glissandi produced with the help of a teapot lid. Microphones and loudspeakers are capable of communicating these semantic sources simultaneously, since they do not have only a single semantic sound source, as other musical instruments do.

How is it possible to distinguish between these two semantic sound sources when they occur in one musical set-up, as is the case in *Nothing Is Real*? To answer this question I examine a feature I consider to be crucial for the discrimination between sound sources, the so-called musical gesture.

Musical gestures and gestural identities

As long as music could not be "reproduced", the identification of a sound source was of no importance. The musicians were always present, and all sound production technologies used could usually be visually verified (Emmerson 2007, 4). In sound reproduction technology the semantic source is not the same as the device used to generate the sound. For this reason, it was soon recognised that being able to identify the semantic source becomes critical for the success of sound reproduction devices. Musical instruments are built for producing a specific sound, whereas sound reproduction technology is constructed to reproduce all sounds. The sound itself does not *per se* help to identify the physical source when this source is a sound reproduction device. The actual physical source, the phonograph in the Edison tone tests, is ignored by the audience, and only the semantic source is heard. But in some musical performances, such as *Nothing Is Real*, both sources—piano and loudspeaker—seem to be present at the same time.

One of the reasons discrimination between different types of sound sources, such as a violin or a piano, has to do with the recognition of the gesture of the sound. What is such a gesture exactly? It could be described in many different ways. Very often, gestures are defined as being related to both the body and the mind, and the most efficient description of what a gesture is seems to be movements of the body with a meaning (Jensenius et al. 2009, 12–13). What makes matters more complicated is that the expression "musical gestures" is often used not only for movements made by the performer but also for so-called gestures in the music itself. Such gestures, like for example, a motive in a Beethoven symphony, are contained within the tonal, rhythmic or timbral scoring of the work, and do not necessarily need to be realised by the movements of a performer.

A musical gesture could therefore be defined more specifically by "an action pattern that produces music, is encoded in music, or is made in response to music" (Jensenius et al. 2009, 19). For my research I will mainly consider gestures which produce and are encoded in music.

In *Nothing Is Real*, there are at least two types of gestures in play: the action pattern of the piano playing and that of the teapot lid movements. For the piano playing to be recognisable, as was the case with the Edison phonograph, no perfect high fidelity recording is needed. Even in the worst conditions, such as through a telephone loudspeaker or through very low quality headphones, the piano will still be recognised quite easily by an experienced audience (that is, an audience that knows what a piano sounds like). What is listened for in this case is not whether the whole sound spectrum is transmitted by the loudspeaker or how much distortion there is in the frequency response, but the recognition of a specific action pattern. Michel Chion* argues that as soon as an audience is listening to recorded sound without being able to see the source of that sound, listeners will often search even harder for the semantic source of that sound in order to identify it (Chion 1994, 32). The gestures audible in the sound, in this case the gestures of piano playing, help to identify the semantic source. The blurred quality of the recording in *Nothing Is Real* might even intensify the effect of the *reproducing* approach, since the listener has to make some effort to recognise the piano. If this would be a spotlessly clean recording, in a living room ambience or in concert, the piano would be taken for granted. But this small loudspeaker in the teapot forces the listener to search for the piano in the sound. The *reproducing* aspect is perhaps even emphasised as a result of the "bad" quality recording.

But how are the differences between the piano recording and the effects of the movements of the teapot lid recognised in this performance? Before the use of electricity, instrumental playing was a process in which the corporal condition of the performer was made audible. Whereas the bodily movements of string and wind performers exert a great influence on the sound of their instruments since constant contact is required to produce it, this influence is much smaller in the case of the piano or of percussion instruments, since only the beginning of the sound can be influenced (Craenen 2011, 143). Sounds requiring a lot of contact with the body of the performer will, for example, sound more "alive" than sounds that can only be attacked. Paul Craenen* calls the specific characteristics of these movement and instrument relationships the "gestural identity" (Craenen 2011, 162) of the instrument, as a result of which a certain action will result in a certain kind of sound development (Craenen 2011, 159).

The one sound-producing object in *Nothing Is Real*, consisting of a loudspeaker in a teapot, is perceived as containing two different types of musical gestures, referring to two different gestural identities: that of the piano recording and that of the teapot lid movement.The piano recording playback is modified by the teapot lid, and during the performance the listener might oscillate between recognising the piano recording and the modifications created by the teapot lid

movements. Referring to the several kind of gestures in music I mentioned earlier, the piano recording consists of sounds containing information concerning gestures *encoded* in music, and the teapot lid movements *produce* modifications to this music.

As I will explain with the help of some further musical examples, the combination of several of these gestural identities can lead to interesting starting points for compositions and performances. The several identities do not need to exist next to each other in the same piece, as in *Nothing Is Real*, but one gestural identity can also be transformed into another one. These so-called "gestural identity shifts" play a major role in the piece *Windy Gong* by Ute Wassermann*.

Gestural identity shifts: combining the supporting and interacting approach: *Windy Gong* by Ute Wassermann

In *Windy Gong* Wassermann sings through a microphone and holds a small loudspeaker in her hand through which her voice is amplified. A very thin gong is placed next to her and, while holding the small loudspeaker in her hand, she can touch the gong gently with the vibrating loudspeaker.[83] The gong is brought into vibration by the vibrations of the loudspeaker. A contact microphone attached to the gong amplifies the gong vibrations through two loudspeakers (see scheme *Windy Gong*).

The possibilities of playing the gong with the small loudspeaker differ significantly from normal gong playing, for the most part done with a mallet. The vibrations of the loudspeaker should be seen as very small, fast and soft strokes on the gong. Since these vibrational strokes are as fast as the frequencies that Wassermann is singing, the sound result differs greatly from that of normal gong playing. As long as Wassermann does not touch the gong, the sound coming through the loudspeaker is barely audible for the audience. As soon as the loudspeaker touches the gong, it causes the gong to vibrate. The gong reacts in very differentiated ways to the sounds made by Wassermann, similar to the loudspeaker sculptures in Tudor's *Rainforest*. The gong is *interacting* with the loudspeaker. Whereas small noisy sounds, like whispers, generate considerable resonance in the gong, other more pitch-oriented sounds might trigger much less response, owing to the response tendencies of the gong towards certain frequencies of an inharmonic

[83] A cork is attached to the dust cap of this small loudspeaker to facilitate contact with the gong, since loudspeaker diaphragms are in general concave.

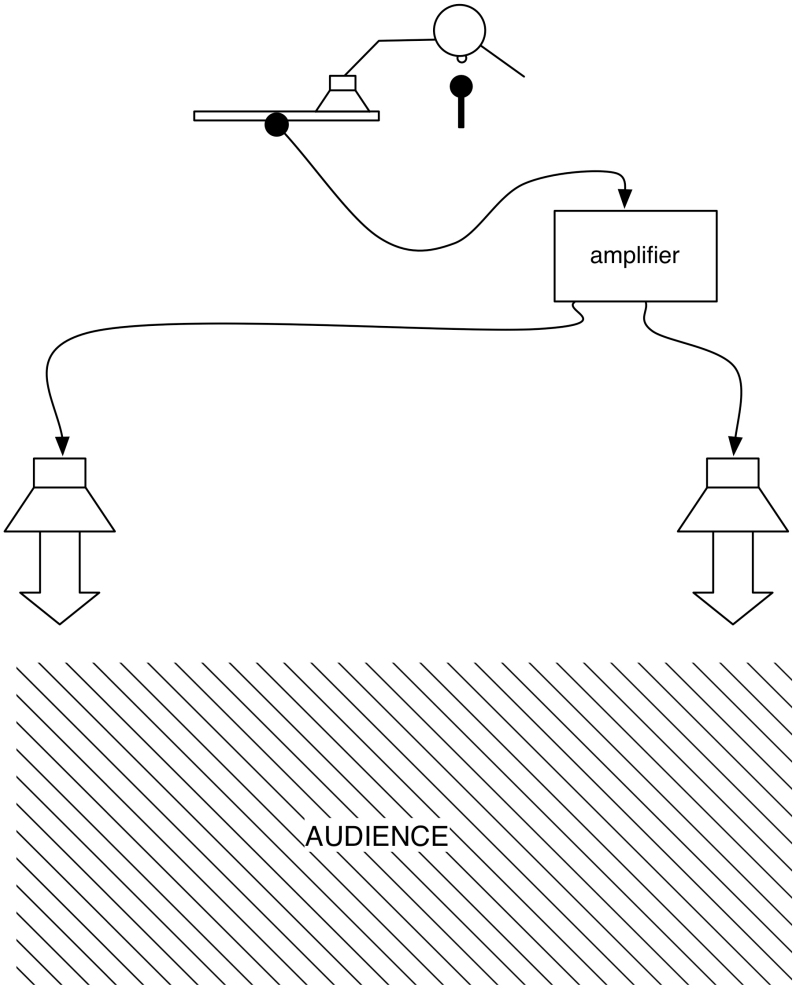

Ute Wassermann *Windy Gong*: the voice of the performer is picked up by a microphone and amplified through a small loudspeaker. This loudspeaker is used by the performer to bring the gong in vibration. The gong itself is amplified with the help of a contact microphone and two loudspeakers.

spectrum[84] (unless the pitch-oriented sounds are at the same frequency of one of the resonant frequencies of the gong, which will result in a much stronger response of the gong). When the gong resonates as a result of the loudspeaker vibrations, these vibrations are in a way "playing" the gong. When the gong resonates less, the singing voice becomes the main point of focus. The voice is approached in a *supporting* way by microphone and loudspeaker. There are therefore two gestural identities in this performance: the singing voice amplified through the loudspeaker and the gong played by the singing voice (through the vibrations of the loudspeaker). The

[84] A harmonic spectrum is a spectrum which partials are all whole number multiples of the fundamental frequency. As soon as there is any deviation of this a spectrum is called inharmonic. The sounds of instruments like gongs and bells are inharmonic spectra. When a harmonic spectrum, like a singing voice, is used to "play" a gong, as is the case in the performance of Wassermann, there won't be much frequencies in this harmonic spectrum that are also present in the inharmonic spectrum of the gong. Noisier sounds will have an inharmonic spectrum containing many different partials and this spectrum will therefore share much more frequencies with the gong spectrum.

difference between Wassermann's performance of *Windy Gong* (1995) and *Nothing Is Real* by Lucier, is that transitions can be made from one of these gestural identities to the other. With the sounds of her voice, Wassermann controls response levels of the gong, and she can control whether the small loudspeaker is touching the gong or not. There are two main gestural identities during the performance–the gong played by the loudspeaker and the voice sounds produced by Wassermann–but the majority of sounds emerge from somewhere in between these two identities, and constant transitions are made from one to the other. These are what I would like to call *gestural identity shifts*: the amplified voice transforms into the resonating gong or vice versa (listen to the audio example *Windy Gong*).

Ute Wassermann and the set-up as used for *Windy Gong* (performing the piece *Fausse Voix* (2006), written for the same set-up).

The question might arise as to why this voice modification could not be controlled by a simple MIDI pedal or fader, and executed by some live electronic processing of the voice by a computer. By holding the loudspeaker that reproduces the sound of her voice in her own hand, Wassermann can control the sound modification more directly and react more quickly to the response of the gong than with a fader or pedal that modifies the sound of her voice. She is in actual contact with the gong, whereas with a fader or pedal, there exists an interface in between her and electronic sound processing. As she mentions herself, the reaction of the gong changes with every performance space, and there is always a danger of feedback (Wassermann 2006, no page numbers). Flexible control of the loudspeaker-gong contact is essential as well as that all her movements are traceable for the audience. In contrary to a process supported by computer-software, during which, at least for the audience, everything might be assumed possible, there are clear limits to this set-up. Wassermann takes one element from an electronic performance practice, namely the use of loudspeaker amplification, and combines this with elements of acoustical performance practice, such as physical interaction between the gong and the loudspeaker vibrations. In live processing all this would of course occur with the processing of an electrical signal or a digital code. Doubtless the sound of the performance would also be different if the processing were rendered by computer software instead of through this physical set-up. *Windy Gong* could also not be performed by means of conventional performance practices, since the gong could never be played by a human in the way that it is played by the loudspeaker. The microphone and loudspeaker are crucial elements in the interactions between the electronic and mechanical aspects of this performance.

In performances with the *Windy Gong*, the gestural identity shifts are largely controlled by a performer who decides which of the applications of microphones and loudspeakers should be more audible (the physical generation of gong resonances or the amplification of voice sounds). However, these gestural identity shifts can be composed without taking a performer into account. In the next performance, the set-up consists of a loudspeaker sculpture that is not played by any performer. Nonetheless, the performance clearly contains gestural identity shifts, but this time, however, only through gestures *encoded* in music in combination with the visual aspects of the sculpture.

Gestural identity shifts through sound only: snare drum pieces by Wolfgang Heiniger

Many pieces by Wolfgang Heiniger* could be analysed as compositions with several gestural identities which exist without any performer movements occuring on stage. Heiniger makes use of snare drums each equipped with a loudspeaker hidden inside (see the scheme of the snare

drum).[85] The first conspicuous aspect experience in these pieces is the absence of a performer for the snare drums. They appear alone on stage, sometimes in combination with other instruments and their players, such as a saxophone or string quartet, occasionally only with other snare drums, but never with their common companion, a percussionist. For this reason, Heiniger calls them "self-playing" drums, which sound despite the absence of a player, though not in the idiom of a solo snare drum. Sometimes they produce a sound reminiscent of an electronic organ, sometimes a plethora of wild noises and then suddenly the well-known sound of a snare drum itself. These sounds are generated through vibrations emitted by the loudspeaker inside the drum, which causes the snare drum to resonate by means of a process similar to that applied by Tudor as well as Wassermann. These highly varying sounds are all coloured by the same kind of resonator, namely the snare drum. Two different relations between the air pressure waves generated by the loudspeaker and the snare drum are used. There are sounds produced by the loudspeaker which cause the snares and the drum to vibrate as well, and therefore to produce sound as well. Inaudible sounds are played through the loudspeaker as well though. These are in general very low frequencies, that are not detectable by the ear but will cause a big air pressure wave to move towards the drum's membrane and snares. The loudspeaker is thus "hitting" the snare drum, producing movement by low air pressure waves, but without producing any sound itself.

The difference with Tudor's *Rainforest*, is that in this case the resonator's sound is already familiar. For this reason the question "how does this object want to sound", so important in *Rainforest*, is not so relevant here. In *Windy Gong* both gestural identities—the voice and the gong—are known sound sources. The sonic outcomes of the snare drum pieces of Heiniger may be placed between those of Tudor and Wassermann: the sound of the snare drum is well-known (as are those of the sound objects used in Wassermann's performance), while the sounds coming from the loudspeaker are unpredictable (similar to those emitted in Tudor's *Rainforest*).

Since the audience is familiar with the sound of a snare drum, the visual image of the instrument in itself already summons up strong sonic associations and expectations. In Heiniger's pieces the loudspeaker seems to be in a certain way as passive as those in our living room. It achieves a transformation simply through the fact that it is hidden in a snare drum, which transfigures not

---

[85] Pieces written for snare drums containing loudspeakers by Wolfgang Heiniger:
- *LAMENTO III* (2003) for contrabass saxophone, percussion, two self-playing snare drums and electric motor.
- *LAMENTO V* (2003/04) for string quartet and self-playing snare drum.
- *Engelszungen* (LAMENTO IX) (2004) for ensemble and two self-playing snare drums.
- *Desafinado* (2005) for soprano saxophone, self-playing snare drum and loudspeakers.
- *5 Türme in flacher Landschaft* (2007) for seven self-playing snare drums.
- *SCHWINGKREIS* (2010) for snare drum and two self-playing snare drums.
- *FLATSCAPE* (2010) for ten self-playing snare drums.

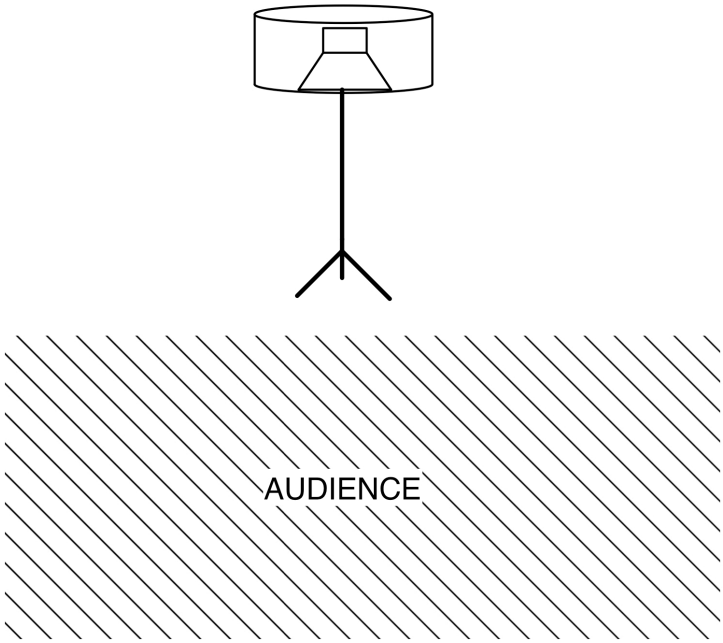

Wolfgang Heiniger, snare drum: a loudspeaker is placed inside a snare drum, so the sound emitted by the loudspeaker will cause the drum to resonate

only its visual identity but also its audible characteristics. Although the set-up remains exactly the same, the sounds played through the loudspeaker engender gestural identity shifts. If only drum sounds were generated by the loudspeaker inside this snare drum, the set-up would, in terms of output, not differ greatly from a drum-playing musical automaton. In contrast to a musical automaton, however, through the use of the loudspeaker as an exciter for the snare drum, all kinds of sounds become available to the composer. The sounds used to excite the snare drum are not produced on stage; the loudspeaker in the snare drum receives its audio signal from a computer. Due to the fact that the sounds are *generated* by the computer, there is no longer a single gestural identity for the sounds produced by the loudspeaker, as was the case with the piano recording in Lucier's *Nothing Is Real* and the voice amplification in Wassermann's *Windy Gong*. When the sound diffused by the loudspeaker sounds like a snare drum, the gestural identity will be a snare drum, but as soon as the loudspeaker emits sound through the *generating* approach, all kinds of gestural identities, including morphed, hybrid and indefinable ones, are able to come into being. Although within the *generating* approach any reference to sound origins is avoided, this does not mean that no musical gestures are encoded in that music.

Fünf Türme in flacher Landschaft (2007) for seven self-playing snare drums by Wolfgang Heiniger.

Musical gestures can also be present in acousmatic and electronic music, which now refer not to human action, but to artificial action patterns created by the composer, consisting, for example, of an increase in energy in the sound, followed by a release. They could be seen as musical gestures made by the composer him- or herself (Windsor 2011, 58–60).

Combining the generating and interacting approach

In the case of Heiniger's snare drum pieces, the musical gestures have all been encoded into the music, and, owing to the interaction between these musical gestures and the resonances of the snare drum, the sound may be associated with many different gestures. The identity of the snare

drum changes depending on the sounds played through the drum: the electronic sounds reveal unexpected sounds latent in the snare drum, whereas the drum sounds fall in line with normal expectations and confirm the sound identity of the snare drum. The two approaches combined here are the *generating* and the *interacting* approach. As soon as typical drum sounds are heard, and the snares of the drum are excited by these sounds, the listener experiences the drum as being "played" as if using a drum stick. A clear theatrical aspect enters the performance here, since every stroke of the drum sound reminds one of the absent player. The perception of an instrument being played is accomplished by the sound itself, not through any movement of the player, as was the case in the pieces by Lucier and Wassermann. The characteristics of this sound in combination with the visual associations of the snare drum give rise to an association with an instrument.

These self-playing drums reveal another area of potential in composing for loudspeakers: the musical gesture *encoded* in the sound itself in combination with a clearly identifiable resonator can engender many sound identities. Usually a sound serves to identify the object that has produced the sound. It is easy to recognise if an instrument has been bowed, blown or struck and whether the material is wood or metal. The sound itself often also reveals if, for example, the degree of force with which a string is bowed and where it is bowed. But in Heiniger's snare drum pieces, the sounds which seem to be produced by the object, can also produce characteristics that do not belong to it. The bizarre and unexpected sounds of the drum put into question the musical instrument's identity, which at first seemed to be so fixed (listen to the audio example *Desafinado*).

Composed relationships between body movements and resulting sound

In Heiniger's pieces, the relationship between the sound-producing objects and the sound itself is constantly changing, and the compositional plan can be regarded as a development of these shifts from one relationship to another. Sounds are combined with an object (namely the snare drum) with which they would never be connected in "reality". The snare drum is enabled to produce sounds that it would never produce without the intervention of the vibrations produced by a loudspeaker. At the same time, the sounds radiated by the loudspeaker would sound significantly different without the resonance of the snare drum. As I demonstrate in the last part of this chapter, these relationships can be developed further. This results in musical works in which relationships between performer, instrument and sound can be composed, instead of being solely dependent on mechanical laws. What is distinctive when working with loudspeakers is that these relationships depend not only on mechanical laws, as is the case with acoustic instruments, but also on relationships between gestures and sound which have been created with the help of electricity.

Analysing instrumental playing without the use of any electricity, one could say that intentional movements by a performer are transformed into vibrations of an object, which are perceptible as sound to human beings. These direct relationships between movements, body, vibrations and materiality were valid for the production of music until the invention of technologies for sound recording and sound reproduction, and could be dismantled as soon as it was possible to transmit sound through space or time. I would like to emphasise that it is only sound that is transformed or stored by sound reproduction technology, since the other elements of a musical performance, such as the movements of the performer or the appearance of the instrument, are not stored on a recording. As my description of the *Konzertreform* in chapter 1 revealed, all other parameters of a musical performance were regarded by many at the beginning of the twentieth century as superfluous to music. It is exactly this establishment of sound as the sole component of music which greatly influenced, and reconstructed, the relationships between movement and sound.

The loss of the direct relationship between the moving body of the performer and the vibrating material of the instrument, or, in other words, between what is heard and what is seen, may be thought of an opportunity to compose these relationships anew. Such relationships are an inevitable consequence of the laws of classical mechanics, as long as no electro-acoustic sound reproduction is involved. By working with sound waves which are transduced into electricity, and electricity transduced into sound waves, these relationships become totally arbitrary and open to any kind of connection between gestures and resultant sound (Miranda and Wanderley 2006, 2–4). A very soft sound in front of a microphone could cause a very loud sound to be emitted by the loudspeaker, or vice versa. The reaction of an electric instrument no longer depends on the laws of classical mechanics, but is dependent on the way the several parameters of the resulting sound are connected to the incoming signal. When microphones and loudspeakers are the main focus of compositional strategies, the potential of both these worlds, mechanical and electrical, become available to the composer. This implies, as the examples above demonstrate, that inherent relationships between performer and instruments can be combined with composed relationships. In the case of composed relationships, the decision as to which movement causes what kind of sound is no longer determined by the laws of classical mechanics, but may be designed by the musician herself. Performer movements and their relationships to the resulting sound can, as soon as these relationships are composed, also shift from one gestural identity to another. And even without the physical presence of a performer, gestural identity shifts can take place in a performance. In Heiniger's set-up, these identity shifts are present only in the sound, but the visual aspect of the snare drum as well as the absence of a performer are essential for the realisation of these gestural identity shifts. Owing to the absence of the physical generator of the sound, different associations can be made in relation to the semantic sound source.

Performers changing their identity: *tubes* by Paul Craenen

Paul Craenen argues that as soon as a musician produces sound with a new or unique set-up, as is the case with all the examples I have mentioned in this and the previous chapter, then this set-up itself becomes a focal point, drawing attenton to the "how and what of sounding" (Craenen 2011, 186). Craenen calls this a new compositional parameter, since the situational aspect of sound production becomes part of the compositional process. The instrument becomes an essential part of the composition itself, instead of being a well-known device which merely translates the performer's expression. These new set-ups might call for unknown or unexpected gestures in sound production. An example is the teapot lid movement in Lucier's *Nothing Is Real* (as far as I know, no other composition exists in which the position of a teapot lid is an important parameter), as well as many of the movements used by the performers in the pieces examined in the previous chapter. During the performance *tubes* (2007) by Craenen himself, the kinds of movements he uses are not only novel to musical performance, but the manner of these movements also changes during the performance. According to Craenen:

> During the creation process of *tubes*, special attention was paid to the status of the performing bodies […]. The performer's identity oscillates between the identity of a dancer executing choreographic movements in a disciplined way, the identity of a musician playing the tubes in a close interaction with what he/she hears, and the identity of a technician testing out sound possibilities and constructing a feedback instrument (Craenen 2008, no page numbers).

In this performance, two microphones and two loudspeakers are used, facing each other in a rectangle on stage (see scheme *tubes*). The principal sound is, once again, acoustic feedback. All changes in sound in the piece are triggered by the performers, who place grey PVC tubes (normally used as drainpipes) in front of a loudspeaker or a microphone. These tubes resonate the sound waves produced by the loudspeaker and—analogously to the relationship between the length of a flute and its pitch—force the feedback towards a frequency which is inversely proportional to the length of the tube, in the course of which the overall amplitude will also increase owing to the increased resonance of the sound.

However, as soon as the performance starts, it becomes clear, that there is more going on than just manipulation of the sound through altering the acoustic conditions of the set-up by means of the tubes. Many more aspects of the sound change as soon as tubes are placed in front of a loudspeaker or a microphone. In between the microphone input and the loudspeaker output is computer software, which processes the incoming sound according to the amplitude of the

microphone signal. Each time the volume of the sound increases, a border is crossed in the software, and a new preset is activated. As soon as the volume decreases again, the preset switches back to the preset belonging to this lower volume level. There are five levels of software preset changes, the fifth level being reached when a tube is placed in such a way that microphone and loudspeaker are directly connected to each other, therefore producing the loudest possible feedback levels for this set-up. Each level is processed live in a different way,



Paul Craenen *tubes*: acoustic feedback between two microphones and loudspeakers is manipulated by two performers with the help of pvc pipes. The microphone input is processed by a computer software, depending on the amplitude of the microphone signal.

applying techniques such as pitch shifting and granular synthesis to produce short melodies, clear pitches, fuzzy noises or rapid glissandi, depending on which software level is active.

The audible result is in part related to the acoustical laws of the physical world: larger objects (larger PVC tubes in this case) result, for example, in a louder and lower sound. The combination of tubes, their distance from the microphone, and the possibility of changing the acoustic characteristics of the tubes by closing one end with a hand, result in endless possibilities for playing this feedback system, and all these changes are immediately perceptible in the resultant sound. The performers are *producing* music with their gestures, and the performers are *interacting* with microphones and loudspeakers. At the same time, the electronic processing creates an additional alteration of these sounds, for example small melodies, not played by the performers but generated by the computer software with the acoustic feedback audio input, which contain their own kind of gestures, *encoded* in the music. This aspect of the sound production is no longer related to acoustical laws but only to digital sound processing, and is therefore clearly an example of the *generating* approach: the acoustic feedback sound is used as

Paul Craenen and Cathy van Eck performing *tubes*.

input for a variety of sound processing which is not related to the gestures of the performers, but which instead generates its own musical gestures.

In this work the performers themselves change their identity —dancer, musician and technician are the words Craenen uses to describe their roles. There are choreographic parts during which, with the help of short tubes, high-pitched feedback sounds are produced by the "dancers". At other moments in the performance, an installation is built by "technicians", with many connections between the microphones and loudspeakers. The computer software now *generates* a low and fast-moving sound structure. The musical identity of the performers, the third identity, is created through the direct *interaction* between the performers, the tubes and the loudspeakers. The performers "play" the set-up as if it were a musical instrument (see the three video examples of dancer, musician and technician in *tubes*).

Considering the possibilities of playing an electronic instrument, one of the main focal points of research is the problem of its playability. Electronic sounds, whose only point of connectivity to the resulting sound often seems to be a "turn on turn off" button, do sound unmediated in comparison with conventional musical instruments (Wishart 1996, 180). Obviously, with electronic music, it is not easy to achieve the degree of control commonly experienced with conventional instruments, since the relation between movement and sound is no longer the inevitable result of the mechanics of the instrument. The control of the electronic sounds needs to take place "intuitively" (see for example (Knapp and Cook 2005)), which can be complicated since any physical action of the performer can result in a completely unpredictable sound output. In a non-electronic environment, the relationship between body and sound could be called "predictable", but as soon as electricity is used in music this predictability is lost.

Whereas many efforts have been made to obtain a kind of direct control in electronic music (Knapp and Cook 2005), I find that it is exactly the separation between the category of gestures used to *produce* music and the category of gestures *encoded* in music which can be fruitful for experimentation and creativity (see the explanation of the different categories of musical gestures on page 84). An example may be found in *tubes*: the "technician identity" is realised through a gesture by the performers that might be described as essentially "putting an object in the right place", which is in fact an act similar to an on/off button of a controller for electronic music. The audible result is unrelated to the corporeal actions of the performer. Whereas this might be experienced as a negative aspect according to conventional musical instrument design, I feel that it is very valuable for this particular performance. If the instrument were a transparent musical interface, shifts in gestural identity such as those happening in Craenen's piece would not be possible. Idiosyncratic relationships between a performer's gesture and the resulting sound may be constructed, and changes in these relationships composed into the formal structure of the musical work.

Open musical instruments

The development of most musical instruments has been one of trial and error, often until a form was found which was considered to be "finished" by the musicians playing these instruments and/or by the instrument-makers. Most traditional instruments, such as pianos and violins, have found a form that seems to be accepted by musicians as their—at least during the last century—final form. Many of the examples discussed in this and the previous chapter, however, incorporate instruments which could not be described as finished, remaining rather in an experimental state, in which they only partly function, their reaction is very precarious or they are easily modified into something else. Instead of being highly sophisticated objects which can be controlled by experienced musicians with a high level of precision, these set-ups seem to be the opposite: they are not highly controllable, and the musician plays a different role from that of "mastering" the instrument. Such absent and unfinished aspects of the pieces keep the relationship between performer, object and sound in constant motion and create the possibility of composing with these relationships, as analysed above.

These unfinished instruments could be called "open musical instruments". Dick Raaijmakers* describes conventional musical instruments as being "closed". Although they can be opened, for cleaning them, repair or tuning, they only become playable when they are closed again (Raaijmakers 1989, 9). Raaijmakers mentions that at the end of the nineteenth century most instruments were used in closed form, and could be called a purely technical product which was "finished". During the second half of the twentieth century, a development took place in which many instruments were "opened",[86] as Raaijmakers calls this process, by musicians, evolving into forms varying from "work of art" to "work in progress" (Raaijmakers 1989, 12–13). Raaijmakers curated an exhibition for the musical instrument department of the Haags Gemeentemuseum which included numerous"open" musical instruments. All works in this exhibition consist of conventional instruments, such as pianos and violins, which have, in some way, been "opened" by artists. One of the exhibits was the tam-tam set-up for *Mikrophonie I* by Karlheinz Stockhausen*, as described in chapter 4.

Not only Stockhausen's tam-tam, but also Ute Wassermann's gong and Wolfgang Heiniger's snare drum) could be described as "open instruments". But, while pieces with drainpipes (Paul Craenen), weird sculptures (David Tudor), a tea pot (Alvin Lucier) or simply microphones and loudspeakers (Hugh Davies) are not related to any conventional musical instrument at all, I still

[86] I decided to employ the term "opened", since this is how Raaijmakers calls the act of altering, transforming or even destroying conventional musical instruments (Raaijmakers 1989, 11).

consider these set-ups as "open musical instruments". This term as defined by Raaijmakers, is used to indicate closed instruments which have been opened by an artist. The second category mentioned above refers to open instruments which have not yet reached a closed state, which of course they do not actually need to reach. Whereas in the first category the reference to music is obvious, considering the object itself (given that pianos or gongs are, in our culture, associated with musical performance), in the second category it is the actual set-up that makes the instrument "open". Craenen uses this feature to create several identities: PVC tubes are not associated with music in the first place, but can become (a part of) a musical instrument as a result of the actions of musicians who treat them as such in the course of the piece. In Craenen's performance, the form of the open musical instrument is in constant fluctuation, being built, taken apart, or rebuilt in another form by the performers.

The reproducing approach controls the interaction: *Open Air Bach* by Lara Stanic

The last performance I will examine is *Open Air Bach* (2005) by Lara Stanic*. Although visually quite different, the performance set-up for Stanic's performance is technically similar to that of Hugh Davies for his *Quintet*, and uses the distance between microphone and loudspeaker to control the parameters of the performance. Unlike Davies, Stanic does not work with acoustic feedback sounds, but uses the amplitude of the sound waves picked up by the microphone to control several parameters of the output of the loudspeaker. This is what might be called "data feedback". The amplitude of the microphone input, and not the sound waves oscillating between microphone and loudspeaker, controls the sound processing in the computer. The resulting sound is emitted by the loudspeakers and once again picked up by the microphone.

For this performance, three very small loudspeakers without a diaphragm are each attached to a sheet of paper which itself functions as a diaphragm.[87] These paper-loudspeakers are attached to the performer's body (one on each arm and one on her chest) as she walks towards a stand on which three microphones are attached. A soft sound is heard from the loudspeakers. During her walk towards the stands the sound becomes louder and louder, the playback speeds up, and instruments, melodies and harmonies become recognisable. A piece by Bach is heard, in a very unstable version, with pitch and speed of the piece in constant fluctuation (see scheme *Open Air Bach*).

What is happening here? In Stanic's performance, the sound produced is not acoustic feedback, but the three parts (flute, violoncello and cembalo) of the E-minor Sonata of Johann Sebastian

[87] These loudspeakers are piezo ceramic, they can also be used as contact microphones. See the appendix on microphone and loudspeaker technology for more information.

Bach are each projected through one of the three small loudspeakers. The playback speed of the sonata depends on the volume level of the microphone input. At the beginning there is the largest distance between Stanic and the microphones, so the playback speed is very slow, resulting in a very low and slow performance of the sonata. As soon as she approaches the microphones, the sound becomes higher and faster. As Stanic herself phrases it, the task of the performer is to bring these three instrumental parts towards the right pitch and playback speed, so that the Bach sonata is reproduced as accurately as possible.[88] This is no simple task, since fluctuations in volume will change the speed again as soon as an optimum position is found.

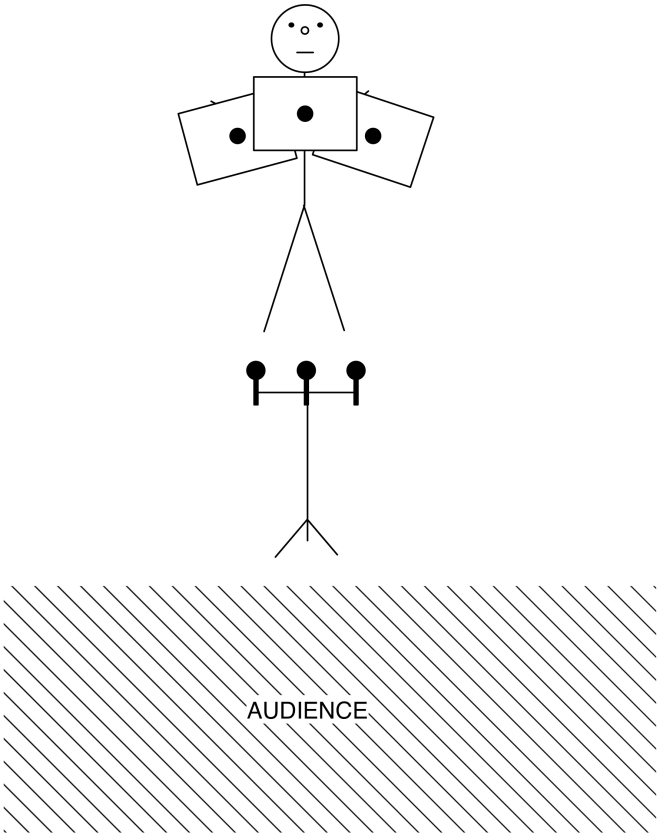

Lara Stanic *Open Air Bach*: The performer has three small loudspeakers attached to her body. Through each of the three small loudspeakers a sound file is played. Depending on the amplitude of the input signal of three microphones, the sound files are played faster or slower. The closer the performer gets to the microphones, the faster the sound file is played.

[88] As soon as Stanic reaches the right playback speed, several pieces of papers attached to the microphone stand start rotate. Since this aspect of the performance is not important for my analysis of Stanic's use of microphones and loudspeakers, I will not address this..

During the performance, she continually searches for a new position at which the piece can sound at the correct speed. Also, whereas a certain movement might bring one of the three loudspeakers closer to the microphone, it will simultaneously change the distances between the other two microphones and loudspeakers. Stanic is not playing the Bach piece, but the Bach piece is playing her, so to speak, and "forces" her to make certain movements to accomplish her task. The movements during the performance reveal a constant searching for control of the sound by the performer, a control that will never be achieved (watch video example *Open Air Bach*).

With this work, the *reproducing* approach is put to use as a kind of score for the performer's movements, resulting in gestures of the performer that look stiff, unnatural and as if the performer is being coerced into making them. They are clearly not the articulated gestures of a musician who is "in control". Stanic's gestures contrast greatly with the musical gestures suggested by the playback of the Bach sonata: the gestures *encoded* in music (which will be, at least partially, heard by the audience of *Open Air Bach*), as well as the gestures that *produce* music (which can only be imagined by the audience), are fluent and expressed in a comprehensible way. An audience familiar with the music of Bach can mentally reconstruct these gestures, even despite the extensive deformations caused by the speed changes. Additionally, Stanic is a flute player herself, who thus knows the music-producing gestures of this piece very well. Her movements contrast greatly with the original movements of the flute player. The two gestural identities here do arise from the warped playback of the Bach piece. On one hand, every gesture seems to be shaped smoothly, while on the other, the gestures of the performer, trying to achieve a correct rendition of the Bach sonata, involves unusual, awkward gestures that seem to have no relation to it, or indeed to music in general. The *reproducing* approach (the Bach piece as it should "normally" sound) controls the *interaction* between performer, and microphones and loudspeakers. The performer is physically searching in this piece to bring the microphone and loudspeaker back to their identity as transparent musical channels.

Resistances and resonances of microphones and loudspeakers

I started my research with the question in mind whether microphones and loudspeakers are musical instruments. In chapter 2, I analysed four different approaches—*reproducing*, *supporting*, *generating* and *interacting*—towards microphones and loudspeakers in the context of musical instruments. The *interacting* approach is how a performer normally approaches a musical instrument and it seemed therefore reasonable to me that this would be the appropriate way to approach microphones and loudspeakers. As I discussed in chapter 2, this *interacting* relationship between musicians and their instruments is formed by so-called resonances and resistances. To discover the resonances and resistances of microphones and loudspeakers, I

Lara Stanic performs *Open Air Bach*.

investigated, first of all, what would be a "genuine" sound shaped by microphones and loudspeakers. I concluded at the beginning of chapter 3 that acoustic feedback is this sound. During the rest of this chapter I analysed how microphones and loudspeakers became devices that should *receive* or *emit* but not *shape* sound.

Nonetheless many composers working with microphones and loudspeakers during the 1950s and 1960s tried to bring them back to *shaping* the sound and therefore into the realm of musical instruments. Composers such as Davies, Stockhausen, Tudor, Bayle, and Nono, whose work I analysed in chapter 4, explicitly mention this as their aim. For this examination, I defined three compositional parameters of interaction between performers, microphones and loudspeakers, and other elements of the performance: *movement*, *material* and *space*. These three parameters are derived from conventional musical instrument playing. I came to the conclusion that not only the use of acoustic feedback (which I called a *circle of* feedback*)* makes it possible to *interact* with microphones and loudspeakers, but that this is as well the case with set-ups that are a *line of amplification* or a *point of radiation*. Also, the analysis of these pieces revealed that microphones and loudspeakers might be used in a manner similar to musical instruments in these pieces, but at the same time, the functions of the performers, conventional instruments or audience also altered. Through the efforts to transform microphones and loudspeakers into real instruments, it fairly quickly became obvious that microphones and loudspeakers belong to the realm of sound producers (as musical instruments are defined by Hornbostel, see chapter 2), but do have their own characteristics, which leads to a music practice differing from the one dealing with conventional instruments. As I evaluated at the beginning of chapter 5, many of the works discussed in chapter 4 use a combination of my approaches. By using the *interacting* approach microphones and loudspeakers become perceivable as sound shapers. By using one or more of the other approaches, the unique features of microphones and loudspeakers are revealed.

With the use of electricity, resistances and resonances of a set-up can change during the performance. Not possible with acoustic instruments, the same movement can result in a different sound. At the same time, the physical component of microphones and loudspeakers also brings in some specific resonances and resistances that cannot be composed due to their dependence on laws of classical mechanics. No longer interested in a perfectly functioning instrument, many artists create unstable set-ups that are in constant motion. The resistance and resonance therefore often fluctuate in their performances. Compositions become a discovery of the possibilities of connections between the sight and sound of the set-up itself and, therefore, of the several potential identities of the set-up.

In many of the more recent works I discussed, especially the works by Wassermann, Heiniger, Craenen and Stanic in chapter 5, the artists *interact* with microphone and loudspeaker, but not with the aim of using them in a way similar to a conventional musical instrument. They seem to

be interested in these devices especially due to the characteristics that distinguish them from conventional instruments. Taking Stanic's performance as an example, it is clear that if she was able to reproduce the Bach performance easily and perfectly, her performance would not make much sense anymore. The task of accomplishing an accurate playback of the Bach recording is impossible, since the set-up does not permit this. The performance is not about the virtuosity of the musician or the perfect interpretation of a score. Stanic is disposed to a constant struggle to achieve the impossible; and owing to the recognisability of the Bach piece, the audience knows exactly what she is struggling for. This is completely different from what is the case in many compositions for conventional instruments, when the performer rehearses the piece well and the audience will have the impression that the performer thus "masters" the composition on her instrument, when she performs in public. The works created by artists working with microphones and loudspeakers, as described in this chapter, lead to the necessity of composing the relationships between performer, movements and sounding results. Various relationships between what is audible and what is visible develop during the pieces.

Since we do not connect a very specific sound with microphones or loudspeakers, as would be the case with conventional instruments, their identity depends on the context. This context is formed by playing them and therefore creating or strengthen an identity. By using the unique characteristics of microphones and loudspeakers as sound producers other aspects of composition can come into focus that differ from composing for acoustic instruments: a composition can focus on identity shifts of the sounding objects themselves, since the instrument does not have an identity as rigid as the piano or violin. As the many examples in this thesis have proven, the microphone-loudspeaker instrument is flexible in sound as well as in playing method.

To answer my initial question, at the end of my research I conclude that microphones and loudspeakers hold a unique position in the realm of sound producers, a proposition that I have supported through developing four approaches towards them. It is especially the combination of their ability to function as physical sound producers (the tuning fork principle) and their ability to act as seemingly "transparent" sound transmitters (the tympanic principle) that makes them exceptional in the field of objects with which music can be made.

The future of microphones and loudspeakers: between air and electricity

The development of conventional musical instruments generally involves an intensive collaboration between musician and instrument maker. Microphones and loudspeakers are not expressly designed for the kind of application as in the musical works I described in the last two chapters, but principally for transmitting sound without becoming audible themselves. Thus, the

search for the transparent microphone and loudspeaker continues. In microphone technology, for example, one might note the development of optic microphones, laser microphones and microphone array systems, using a large number of individual microphones for creating highly directional output. Although the microphone is already a highly sophisticated device, developments in the area of increased directionality as well as an increased use of digital signal processing might be expected (Rayburn 2011, 8).

Until recently, the Kellogs-Rice loudspeaker from 1924 (see chapter 2) has been the foundation for the majority of loudspeaker design techniques. However, several new technologies have been introduced in recent years, for example to develop loudspeakers which project their sound in a specific and focused direction, so that the person for whom the sound is intended can hear it and no one else is disturbed, or to develop ways of concealing the loudspeaker in a flat panel (Klaß 2009). These devices no longer incorporate a moving coil and stable magnet, but implement different technologies, for example that of using two attached membranes (Flat Flexible Loudspeaker, FFL (Klaß 2009)), the possibility of printing loudspeakers on paper with the use of flexo printing technology (Kolokathas 2012) or applying the thermoacoustic effect of carbon nanotube technology (Xiao et al. 2008, 4539). The result is that many of the techniques discussed in this and the previous chapter no longer apply to these new loudspeakers. For example, loudspeakers might utilise the thermoacoustic effect: if a temperature oscillation (a rapid change in the temperature of a particular material) is effected, a pressure wave will be excited as well (Xiao et al. 2008, 4542). This (air) pressure wave is perceived as sound to human beings as soon as the frequency lies within our hearing range. Another example might be loudspeakers constructed with carbon nanotube technology, which are flat, flexible and stretchable and can be tailored into many different shapes, or attached to all kinds of flexible materials, such as clothes or flags. Even if the thin film is partly broken, it still produces sound without distortion, which is impossible for the diaphragm of the conventional moving coil loudspeakers. The thin film of carbon nanotubes does not vibrate like a conventional loudspeaker diaphragm, so that attaching an object to it does not bring that object into vibration, the phenomenon used in the pieces by Tudor, Pook and Wassermann. Thirdly, the strong directional aspects of the FFL technology, no longer allow for an interaction between sound and space, as used by Nono. If these technologies for flat loudspeakers become established—and they probably will, since the transparent loudspeaker still forms an ideal for the sound reproduction industry—new opportunities for composing with microphones and loudspeakers will certainly come into existence as well.

Although the technology will change, the main characteristics of microphones and loudspeakers will most likely remain the same. The devices transduce sound waves into electricity (or perhaps another form of energy) and back, but are intended to remain "inaudible". As the examples above show, current developments are focused on making microphones and loudspeakers smaller and

flatter. Composers and musicians will be dependent on what the sound reproduction industry develops in the future to facilitate transparent sound reproduction, a paradigm quite different from that applied in the development of objects to be used only as musical instruments. Whereas for these "real" musical instruments, the wishes of musicians and composers for the instrument as music *producer* are central, microphones and loudspeakers remain in what I called the second category of objects with which to make music (see chapter 2): devices which deal with sound but which are not intended to produce music in the same way as a conventional musical instrument. The new developments described above thus take place in the absence of any substantial influence by artists who use microphones and loudspeakers for developing musical performances. What artists might wish for is probably to realise further possibilities of interaction with microphones and loudspeakers through movement, material or space, the three categories I mentioned in chapter 4. For movement, it would be desirable to have microphones and loudspeakers which are very light, wireless and/or rotatable in all directions. Whereas these features are partially available in the current microphones and loudspeakers, improvements could certainly be made. Wireless loudspeakers are not yet very common, and the wireless microphone does not have a large movement radius due to the relatively large transmitters which it often requires. Regarding material, flexible microphones and loudspeakers which could be attached to all kinds of materials, such as clothes, and/or cut into all manner of forms, would certainly be desirable to many artists. For interacting with space, more control of the directionality of microphones and loudspeakers could be achieved, especially the latter, making it possible for example to focus the sound in a line through space, which would be interesting for both artistic and commercial applications. What all of these developments have in common is once more a different way of dealing with sound from that found in any acoustic musical instrument.

The technical construction of microphones and loudspeakers will certainly change in the near future. It might be that the moving-coil loudspeaker, as described in the Kellogs-Rice patent, will become obsolete. Many of the musical works I described in the last two chapters will then become subjects for historically-informed performance practice. However, the necessity of implementing some transformation between air pressure waves and electricity (or some other form of energy) remains. Although their main function will probably be to transmit sound without being "audible" themselves, and though they may become more and more "invisible", microphones and loudspeakers will retain their physical presence, and artists will find new ways to interact with new kinds of microphones and loudspeakers.

Appendix 1 Technology of microphones and loudspeakers

I defined microphones and loudspeakers respectively as devices which turn sound waves (mostly in the form of air pressure waves) into something else and vice-versa (see chapter 1). This definition is based on Jonathan Sterne*'s analysis in *The Audible Past* (Sterne 2003) and is, in my opinion, valuable due to the fact that it does not rely upon any technical specifications, instead regarding microphones and loudspeakers as devices to undertake a certain process—whatever the technology they employ to do so. Another name for devices which convert one form of energy to another is "transducers". Microphones and loudspeakers can thus both be classified as transducers. Early sound reproduction technology—such as the phonograph, which did not yet use electricity—is included in this definition. This is contrary to many of the more technical definitions, since the use of electricity is often considered crucial to labelling a device as a microphone or loudspeaker. As I mentioned in chapters 1 and 2, electricity should be considered essential for the omnipresence of microphones and loudspeakers in music today, but this does not mean that there was no use of similar technologies before the use of electricity in sound reproduction technology.

Since electrically-powered microphones and loudspeakers are more complex than those which convert sound without the use of electricity, I will briefly explain the technology of the former in this appendix. I will not give an overview of all possible technologies, since that will surpass the scope of this appendix. Extensive elaborations on loudspeaker technology may be found in *Historical Perspectives and Technology Overview of Loudspeakers for Sound Reinforcement* (Eargle and Gander 2004), *Loudspeaker and Headphone Handbook* (Borwick 2000), *Loudspeaker Handbook* (Eargle 2003), and *Loudspeakers: For Music Recording and Reproduction* (Newell and Holland 2006). Microphone technology is discussed in detail in *Eargle's The Microphone Book: From Mono to Stereo to Surround - A Guide to Microphone Design and Application* (Rayburn 2011), and a more self-made approach focusing on live performances with musical instruments is explained in *Getting a Bigger Sound: Pickups and Microphones for Your Musical Instrument* (Hopkin 2002). The book *Electroacoustic Devices: Microphones and Loudspeakers* (Ballou 2009) focuses on both.

Although some knowledge about the technology of microphones and loudspeakers might be useful for artists working with them, I would like to underline that most of the works I discuss in my thesis focus on atypical uses of microphones and loudspeakers. Many artists do not consider how microphones and loudspeakers function exactly but rely mostly on their ears to judge their experiments. As the use of acoustic feedback in many of the examples exemplifies, artists are

often interested in functions of these devices which have not been taken into consideration by their designer.

Microphones

Microphones are the devices that convert sound waves into "something else". I will consider two of the most common microphone technologies used to convert sound waves into an electrical signal: the dynamic microphone and the condenser microphone.

Dynamic microphone

As may be seen in the illustration, air pressure waves cause a membrane—commonly called a diaphragm—to vibrate. This membrane is attached to a small, movable induction coil, which it in turn causes to vibrate. This coil is positioned in the magnetic field of a permanent magnet, and its movements to and from the permanent magnet produce a variable electric current through magnetic induction. The diaphragm, coil, and permanent magnet are hidden behind a windscreen in most microphones.

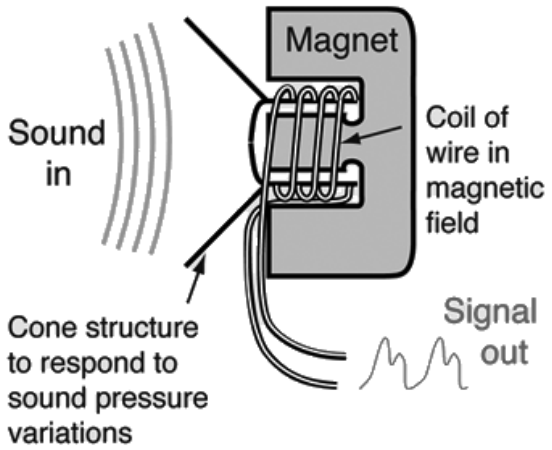

Dynamic microphone

Condenser microphone

As may be seen in the illustration, air pressure waves once more cause a diaphragm to vibrate so that the amount of space between this diaphragm and a stationary back plate constantly changes. Since diaphragm and plate are biased with a fixed charge, the changes in space between them will cause changes in the capacitance and therefore in the electrical signal. A battery or external power supply is needed to bias the plates. This power supply is usually at 48 Volts (although nowadays many microphones use only 12 Volts, or even 3 or 1.5 Volts) and is commonly called phantom power. Since the diaphragm of the condenser microphone is a very light diaphragm compared to the dynamic microphone diaphragm, the resulting signal is stronger, and condenser microphones tend to be more sensitive and responsive than dynamic ones. However, they are less suitable for handling loud sounds.

All microphones have specific directional characteristics. These so-called polar patterns, such as omnidirectional, cardioid, or shotgun patterns, describe the direction from which the microphone is picking up the most sound.

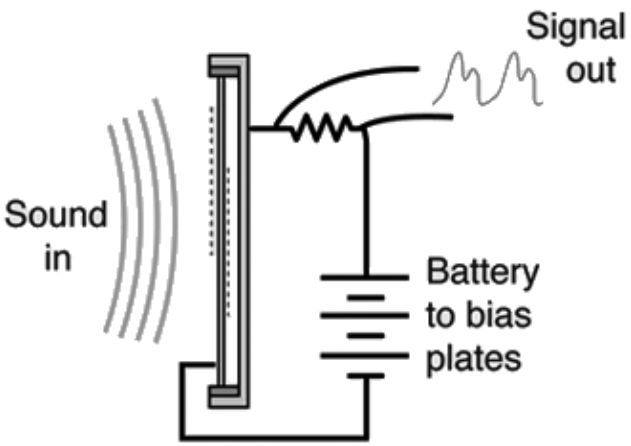

Condenser microphone.

Loudspeakers

Loudspeakers are the devices which convert "something else" into sound waves. I will consider the technology of a loudspeaker that converts an electrical signal into sound waves, of which one of the most common is the moving coil technology. The groundbreaking implementation of this kind of loudspeaker, commonly known as a dynamic loudspeaker, was developed by Chester W. Rice and Edward W. Kellogg. The technology is comparable to that of the dynamic microphone, but in reverse, so that these loudspeakers are also used as microphones in certain applications.

As may be seen in the dynamic loudspeaker illustration, air pressure waves are produced by vibrations of a membrane commonly called the diaphragm, or cone. This membrane is put into vibration by the movement of a voice coil, which is attached to it and consists of a rolled-up copper wire. As soon as an electrical signal is applied to the coil, a magnetic field is generated around it to create what is known as a variable electromagnet, whose strength is proportional to the electric current in the voice coil. The voice coil is placed in a magnetic gap, formed by a permanent magnet. The interaction between the magnetic fields causes the voice coil to move back and forth, and the diaphragm moves along with the voice coil. When the voice coil is strongly attracted to the permanent magnet, the voice coil and the diaphragm move towards the inside of the loudspeaker; when the voice coil is repelled, they move outwards. The relationship between the electric supply and the diaphragm movements may be easily demonstrated by connecting a nine-volt battery to a loudspeaker, as explained by Nicolas Collins* (Collins 2009, 22), which will cause the diaphragm to move forwards or backwards depending on the connection of the battery poles.[89]

Most of the single loudspeakers described above—commonly called a driver or a loudspeaker chassis—have a limited frequency range, such as subwoofers (for very low frequencies), woofers (for low frequencies), mid-range drivers (for middle-level frequencies), and tweeters (for very high frequencies). In many applications, several of these driver types are placed together in an enclosure, resulting in a loudspeaker with a special driver for each frequency range. The design of this enclosure is crucial to the sound of the loudspeaker system. Other loudspeakers are coaxial, which means that two different types of drivers are combined along one axis. This is common in, for example, automotive loudspeaker systems, since there is not much space for the installation of several drivers next to each other. In many loudspeaker systems, the drivers in the box are covered with a grill cloth; the drivers are thereby invisible. The term loudspeaker is used for a single driver as well as for a combination of these drivers in a single enclosure.

[89] John Bowers* implements these battery-generated signals in his *Victorian Synthesiser*, which I describe in Appendix 2.

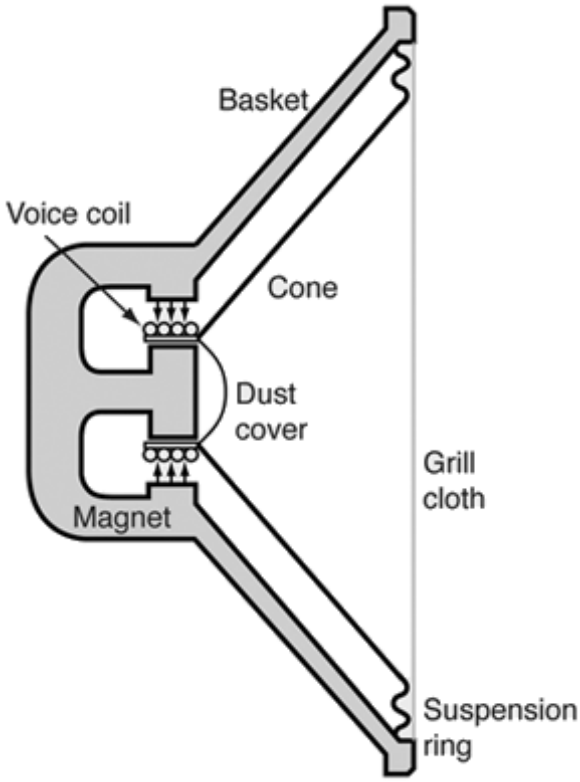

Moving coil loudspeaker

Amplifier

Since the output signal of a microphone has a small range of amplitude, it must be amplified to bring the diaphragm of a loudspeaker into audible vibrations. This is commonly carried out through the use of an amplifier, which enlarges the microphone signal in as linear a way as possible, although some amplifiers are designed to focus on specific spectral characteristics of the sound. Several types of amplifier technology exist, giving rise to such devices as the vacuum tube amplifier and the transistor-based amplifier, the latter being more common today.

Piezoelectric microphones and loudspeakers

Since some of the works I discuss make use of piezoelectric technology, I will summarise this phenomenon. Piezoelectricity is the capacity of certain solid materials (such as crystal or ceramics, hence the alternate name, piezoceramic microphone) to react to mechanical pressure with changes in charge. These materials can pick up vibrations of solid materials—instead of air—and convert them into an electrical signal, or vice-versa. They are often used as contact microphones and sometimes as loudspeakers.

Appendix 2 Biographies

In this appendix, main professional function and birth date are given for all persons mentioned in the main text and marked with an asterisk. Besides these, I also mention several artists whose work with microphones and loudspeakers has been valuable for my research, but whom I did not describe in the main text. The choice of musicians and composers is highly conditioned by my own geographical circumstances, since I attempted to attend live performances of all the works I describe.

* **Ablinger, Peter** (born 1959) is a composer writing for conventional musical instruments and who creates electronic music and sound installations. In many of his works he focuses on varied aspects of so-called white noise.

Anderson, Laurie (born 1947) is a composer, performance artist and violinist. She is known for her experimental use of sound technology on stage, using different types of modified violins (for example, the tape bow violin) as well as for processing the sound of her voice (for example, the use of a vocoder in *O Superman* (1981)). For the piece *Small Voice*, she performs with a small loudspeaker in her mouth. By opening and closing her mouth, the resonance space for the loudspeaker changes and directly affects the sound.
www.laurieanderson.com

* **Ashley, Robert** (born 1930) is a composer. Mainly focusing on opera and multidisciplinary works, he is well-known for his television operas. He conceived the piece *The Wolfman* (1964) for amplified voice and tape using acoustic feedback as one of its principal sounds. The feedback is shaped here by the mouth of the performer, who holds his or her mouth as close as possible to the microphone. A tape is played through the loudspeakers at a high volume. By making very soft vocal sounds and raising the volume of the amplification, acoustic feedback occurs. By changing the shape of the cavity of the mouth with different tongue positions, the sound of the feedback is changed.
www.robertashley.org

* **Bayle, François** (born 1932) is a composer, principally of *musique concrète*. He was head of the Groupe de Recherches Musicales (GRM) from 1966 until 1997.
www.magison.org

Behrman, David (born 1937) is a composer whose compositions and installations concentrate

mainly on interactive real-time relationships with (imaginative) performers, sometimes involving the audience. In his piece *Wave Train* (1967) he makes use of acoustic feedback similar to that used in the Dieckmann-piano system. Electric guitar pick-ups are placed on the piano strings and amplified through loudspeakers. The sounds emitted by the loudspeakers cause the piano strings to vibrate again and in this way a feedback loop between piano strings and loudspeakers is established.
www.dbehrman.net

* **Bell, Alexander Graham** (1847–1922) was a scientist who undertook extensive research and patented several inventions in the area of telecommunications.

* **Boehmer, Konrad** (born 1941) is a composer and writer on music. He was the director of the Institute of Sonology in The Hague from 1994 until 2006.
www.kboehmer.nl

* **Boner, Charles Paul** (1900–1979) was a scientist working as a member of the Physics department of the University of Texas (1920–1970). He was specialised in acoustics and undertook research on acoustic feedback and sound systems.

Boulez, Pierre (born 1925) is a composer and conductor. He founded IRCAM (Institut de Recherche et Coordination Acoustique/Musique) in 1977. In his piece *Dialogue de l'ombre double* (1985) for clarinet,and live electronics, he uses a loudspeaker underneath a grand piano to add a coloured reverb to the sound of the clarinet. The grand piano is placed outside the concert hall. The sound of the clarinet radiates through this loudspeaker and brings the piano strings into vibration. These vibrations are picked up by a microphone, and diffused through the loudspeakers in the concert hall.

Bowers, John M. (currently active) is a musician, media artist and interaction designer, focusing on "home-brew" electronics, self-made instruments, and reconstructions of antique image and sound-making devices, alongside contemporary digital technology. His *Victorian Synthesiser* (2004) explores the technical possibilities of sound production in the second half of the nineteenth century. By connecting a battery to a loudspeaker, the loudspeaker diaphragm will make a "jump" forwards or backwards, depending on the polarity of the battery. To play his instrument, the *VS1*, as Bowers calls it, he places elements in between the loudspeaker and the battery connection. He uses a small metal plate and makes the connection between battery and loudspeaker by scratching this plate (connected to one pole of the battery) with a metal point (connected to one of the loudspeaker inputs. The irregular surface of the plate causes a much more complex on/off pattern of the battery current passing through the loudspeaker coil. This rapidly changing connection between loudspeaker and battery causes fast and irregular

diaphragm movements, which are perceptible as sound produced by the loudspeaker.
www.jmbowers.net

* **Cage, John** (1912–1992) was a composer. He is known for his very experimental approach towards music in general, using chance as a compositional method, focusing on everything that is audible and often collaborating in other disciplines, such as dance.

* **Chion, Michel** (born 1947) is a composer of *musique concrète* and a writer. His texts focus on the relation between the auditory and the visual.
www.michelchion.com

Cook, Perry (born 1955) is a computer music researcher. Together with Dan Trueman, he developed full-sphere and hemisphere loudspeakers from 1997 onwards. On full- or hemisphere bowls, commonly six (hemisphere) or twelve (full-sphere) loudspeakers are placed. The hemispheres are either mono or six-channel devices. These loudspeakers are often used in so-called laptop orchestras, since they can be placed close to the laptop player and diffuse their sound in all directions in a manner similar to conventional instruments.
www.cs.princeton.edu/~prc/

* **Collins, Nicolas** (born 1954) is a composer of electronic music. His installations and performances deal with uncommon uses of electronic equipment as well as with "misuse" of musical instruments.
www.nicolascollins.com

* **Comers, John J.** (year of birth and death unknown; active at the beginning of the twentieth century) was a scientist who principally focused on microphone technologies.

* **Craenen, Paul** (born 1972) is a composer and researcher, integrating choreographic and corporeal aspects in his compositions.
http://users.telenet.be/paulcraenen/

* **Davies, Hugh** (1943–2005) was a composer, musicologist, and inventor of experimental musical instruments. He has invented numerous new instruments and written many articles on electronic instruments.

* **De Forest, Lee** (1873–1961) was an inventor, most well-known for his invention of the Audion, the first triode vacuum tube. This electronic component was essential for the development of amplifiers of the electric signal used in sound reproduction technology.

* **Dieckmann, George F.** (year of birth and death unknown; active at the end of the nineteenth century) was a German scientist who emigrated to the United States, where he was among the first researchers on possible applications of electricity.

* **Di Scipio, Agostino** (born 1962) is a composer, sound artist and musicologist. His works focus principally on unconventional sound synthesis and processing methods.
http://xoomer.virgilio.it/adiscipi/

* **Driscoll, John** (currently active) is a composer and one of the founding members of the group *Composers Inside Electronics*. He uses instrumental applications of microphones and loudspeakers in many of his works. Continuing the *Focused Loudspeaker* research project from 1977, he developed rotating robotic loudspeaker instruments and used them, for example, in his work *Stall* (1981). He designed these loudspeakers to disperse the sound physically instead of using stereophonic technology, interacting with the space and revealing its acoustical characteristics, or as Driscoll formulates it: "to excite acoustical spaces in a musical manner" (Driscoll 2012, 1). In 2012 he began a new project on loudspeaker research and focused sounds, this time with Phil Edelstein, Doug Van Nort, Bob Bielecki, and Jonas Braasch.
www.cieweb.net/jdriscoll/

* **Edison, Thomas** (1847–1931) was an inventor who worked on the light bulb, the phonograph, and the motion picture camera.

* **Ellis, Alexander** (1814–1890) was a mathematician and a philologist. He translated *On the Sensations of Tone as a Physiological Basis for the Theory of Music* by Hermann von Helmholtz.

Ellison, Barbara (currently active) is a composer, visual and sound artist. In her work *The Drawing Room*, she explores the acoustic amplification of the act of drawing with the help of contact microphones as a means of creating an electronic sound environment.
www.barbaraellison.com

* **Eisenmann, Richard** (year of birth and death unknown; active at the end of the nineteenth century) was a Berlin based lawyer working at the physical institute of the Humboldt University in Berlin and a student of Hermann von Helmholtz.

Fullman, Ellen (born 1957) is a composer, instrument builder, and performer. In her performance *Soundwalker* (1980), she wears the *Metal Skirt Sound Sculpture* in which guitar strings are attached to the toes and heels of her shoes and to the edges of a metal skirt. The strings produce sound as a result of the leg movements in walking, and a contact microphone on the skirt amplifies the sound through a small portable amplifier and loudspeaker system, which

Fullman carries over her shoulder like a purse (Fullman 2012, 3).
www.ellenfullman.com

*** Goeyvaerts, Karel** (1923–1993) was a composer, known for his early implementation of total serialism in his compositions as well as experimenting with electronic sound generating possibilities.

Grisey, Gérard (1946–1998) was a composer. His *Prologue* (1976) for viola can involve optional electronics in which several instruments, such as piano, tam-tam and snare drum, are prepared with loudspeakers emitting the sound of the viola so that their instrumental resonance is triggered.

Graaff, Huba de (born 1959) is a composer and sound artist. Many of her works make use of different aspects of microphones and loudspeakers. In *Corenicken* (1991), three grids are suspended above the audience, bearing a total of 768 small piezo-ceramic elements used as loudspeakers. Two rotating loudspeakers are positioned on stage, their movements controlled by a computer. The performer wears the "Japon Fuzz," which is a tin dress with microphones, loudspeakers and other electronic parts attached. As she moves, the dress produces all kind of noise and feedback sounds. In *Hephaistos – a loudspeaker opera* (1997) loudspeakers are in the spotlights. This opera is staged using 40 different kinds of loudspeakers. The three singers each wear a loudspeaker head; there are five motorised loudspeakers and two rotating loudspeakers. Some loudspeakers are let down from the ceiling during the opera and several small loudspeakers are placed in the form of a peacock tail. In her opera *Lautsprecher Arnolt* (2004), one actor is on stage with many different, often moveable, loudspeakers, all developing different relationships with the actor and, in this way, becoming "characters" in the opera. De Graaff is interested in using loudspeakers in this way because they are thus turned into "quasi-sources" (Graaff 2013).
www.hubiware.nl

*** Haller, Hans Peter** (1929–2006) was a composer and specialist in electronic music. He was the head of the *Experimentalstudio der Heinrich-Strobel-Stiftung des Südwestfunks* from 1972–1989. During this time, Luigi Nono* collaborated with Haller for many of his compositions using live electronics.

Hartman, Hanna (born 1961) is a sound artist and composer. In many of her works she makes use of contact microphones to build new instruments. In her performance *The Washers* (2013), 33 metal rods are amplified with the help of three contact microphones. She is active in the ensemble *Les Femmes Savantes.*
www.hannahartman.de

*** Heiniger, Wolfgang** (born 1964) is a composer of live electronics and computer music, chamber music, and theatre music. In many of his works, interactive and scenic elements play an important role, often using sensor systems and electromechanical instruments.
www.schwebung.de

*** Helmholtz, Hermann von** (1821–1894) was a physician and physicist who worked on theories of vision, sensations of tone, electrodynamics, and thermodynamics.

*** Jeffery, Hilary** (currently active) is a trombone player and composer. He makes music in very different contexts, such as contemporary avant-garde, rock, techno, electronica, jazz, funk, pop, and improvised music.
www.hiljef.com

*** Kagel, Mauricio** (1931–2008) was a composer of instrumental music as well as radio pieces and movies. In many of his pieces he focused on the theatrical aspects of music.

Kaul, Matthias (born 1949) is a composer and percussionist. In his piece *Silence Is My Voice* (2005), a small loudspeaker is placed in the mouth of a singer. During the piece, sounds are radiated through the loudspeaker and may be modified by the singer by changing the position of his or her mouth.
www.matthiaskaul.de

Kessler, Thomas (born 1937) is a composer, mainly for instrumental music often combined with electronics. In *Voice Control* (1993/94), three percussionists control the sound processing executed by the computer with the help of their voice. The microphones are placed in different positions around the musicians and every microphone has a different function in the sound processing control. In *Utopia I* (2004) and *Utopia II* (2011) every single instrument of a symphony orchestra is connected to a personal live electronic set-up, containing, for example, a synthesiser, a laptop, and a control foot pedal. The sound resulting from this live electronic processing is diffused through a loudspeaker, which is placed next to the musician. The orchestral musicians are thus able to control the live electronic manipulations of their own sound.
www.kessler-thomas.com

*** Kinkeldey, Otto** (1878–1966) was a musicologist who focused his research on early keyboard music and Renaissance dance.

Lerman, Richard (born 1944) is a composer and sound artist who makes intensive use of piezo-

ceramic contact microphones in many of his works. *Travelon Gamelon* (1977) was the first live piece he developed with the help of contact microphone amplification. In this piece, the sound of bicycle spokes is picked up by attaching the contact microphone to the frame. The piece includes a detailed score for how the bicycles should be played.
www.west.asu.edu/rlerman/

Lilienstern, Genoël von (born 1979) is a composer. In the opera *Rigolator* (2008), he uses many different loudspeakers, often prepared with robotic objects. These objects can be brought into contact with the loudspeaker diaphragm by computer-controlled servo motors, and in this way, modify the vibrations produced by the diaphragm. Lilienstern also carries out experiments with flying loudspeakers.

* **Lockwood, Annea** (born 1939) is a composer and sound artist who makes performances, such as the *Piano Transplants* (1969–1982), using environmental sounds, and writes music for instruments using electronics and visual elements.
www.annealockwood.com

* **Lucier, Alvin** (born 1931) is a composer and sound artist. In his works he explores acoustic phenomena and auditory perception. He uses unusual set-ups, experimenting with technological devices in unorthodox contexts.
http://alucier.web.wesleyan.edu/

* **Maly, Valerian** (born 1959) is a performance and sound artist. He develops most of his works in collaboration with Klara Schilliger (1953). Their performances and installations are often site-specific interventions. He is a member of the *Ginger Ensemble*.
www.malyschilliger.ch

* **Merzbow** (artist name for Masami Akita) (born 1956) is a noise musician. Having worked with tape cassettes in his early career, he now mainly uses laptops to produce loud feedback and distortion noises.
www.merzbow.net

Maubrey, Benoit (born 1952) is a sound artist. He has developed many costumes with integrated electronic equipment and loudspeakers. The *Audio-Ballerinas* (1989) have loudspeakers in their tutus and are able to process sound in real-time, powered by solar panels. Sometimes they carry rakes with them, which are amplified by contact microphones. He has also equipped original steelworkers' uniforms (*Audio Steelworkers* (1986)), as well as clothes for street cleaners (*Audio Vacuum Cleaners* (1986)) containing loudspeakers, radiating steel working or vacuum cleaning sounds. In *Audio Geishas* (1997) kimonos are equipped with

samplers whose sounds are triggered by the dancers' movements in combination with light sensors. Sixteen loudspeakers are mounted on a large piece of polycarbonate with the form of a peacock tail worn by the performer in *Audio Peacock* (2003). The form of the peacock tail projects the sound in a highly directional way. More recently, Maubrey created an ensemble working with electro-acoustic feedback, called *Larsen Ensemble* (2011). They wear microphones, loudspeakers, guitar-effect systems with reverb, and delay effects on their backs,. They change feedback sounds by moving through space.
www.benoitmaubrey.com

* **Monahan, Gordon** (born 1956) is a composer and sound artist who often makes use of natural forces and the environment in his work. He also often uses very long piano strings (approximately 30 meters) that are brought into vibration by pulling vibrating electrical coils along the string, as in *Space Becomes The Instrument* (2009). In *New and Used Furniture Music* (2003), he uses piano strings again, and amplifies household objects with the help of contact microphones. Although, strictly speaking, not being part of my research, since it is an installation and does not even use microphones or loudspeakers, I would also like to mention *Music From Nowhere* (1990). Here, Monahan places several visually very different loudspeaker cabinets in the space. The loudspeakers themselves have been removed and replaced by acoustic sound-producing objects, such as water fountains, mechanical vibrators or motors. Visitors to this exhibition were usually convinced that what they were listening to recorded sound. The visual appearance of a loudspeaker is so strongly connected with a sound being reproduced in an "inaudible" way, that live sounds are identified as reproductions.
www.gordonmonahan.com

* **Neumann, Andrea** (born 1968) is a musician, playing principally inside the piano, and composer. She is active in experimental music, often working in collaborative projects, in the border areas between composition and improvisation. She is a member of the ensembles *Les Femmes Savantes* and *Phosphor*.
www.femmes-savantes.net/les-femmes-savantes/andrea-neumann

Nicolas, François (born 1947) is a composer who took part in the development of the Timée loudspeaker which consists of three cubes, on all sides of which a loudspeaker is mounted. This loudspeaker object has been designed according to the radiation properties of musical instruments; when used for sound diffusion, they are not placed around the audience but on a stage next to the acoustic instruments (Misdariis et al. 2001).
www.entretemps.asso.fr/Nicolas/

* **Nono, Luigi** (1924–1990) was a composer who worked with many forms of electro-acoustic

music. While his earlier works were composed for tape, from the 1980s on most of his pieces were scored for instruments and live electronic processing.

* **Oliveros, Pauline** (born 1932) is a composer and accordionist. Besides her activities in improvisation, experimental, and electronic music, she also developed the "Deep Listening" program.
www.paulineoliveros.us

Pasovsky, Yoav (born 1980) is a composer who often uses tactile transducers attached to musical instruments. Samples of the instrument as well as other kinds of samples are played while using the instrument itself as a membrane. His pieces *Pavane* (2012) and *Mimshak* (2012) are both composed with the use of this principle.

* **Pook, Lynn** (born 1975) is an artist who has made several works based on audio-tactile experiences.
www.lynnpook.de

* **Raaijmakers, Dick** (1930–2013) was a composer, sound artist, theatre maker, and writer. In many of his works, microphones and loudspeakers play an important role, often used in unusual ways. He has also written many texts on technology. The text in the catalogue of the exhibition *geluid < = > kijken* focuses particularly on loudspeakers (Raaijmakers 1971).

* **Radigue, Eliane** (born 1932) is a composer of electro-acoustic music, especially with the use of the ARP 2500 synthesiser. From 2001 on, she principally composes for acoustic instruments.

Raes, Godfried Willem (born 1952) is a composer, instrument inventor, and performer. He has developed many new musical instruments, focusing especially on musical automata. He sometimes uses loudspeakers in his musical robots, for example, for generating air pressure waves for a wind instrument (as in certain versions of his robot *Autosax*). In his second symphony, *Singing Bicycles* (1976), loudspeakers prepared with large tubes are attached to bicycles. These loudspeakers are driven by the dynamo of the bike, which delivers AC voltage. The pitch of the sound produced by the loudspeaker changes according to the speed of pedalling the bike. During the piece, all participants drive their bikes in a row, and the last biker has to ride past all the others to the head of the row. This change of speed due to passing all other bikers causes glissandi in the sound.
www.logosfoundation.org

* **Reese, Kirsten** (born 1968) is a composer and sound artist. She mainly works with electro-acoustic means and many of her works are site specific and often contain performative aspects.

www.kirstenreese.de

* **Riemann, Hugo** (1849–1919) was a music theorist. One of his most important works was the *Musik-Lexikon* (1882), an encyclopaedia of music.

Rodriguez, Ana Maria (currently active) is a composer, mainly writing music for instruments and live electronics. She often uses unconventional loudspeaker placements in her compositions, for example five loudspeakers in front of the audience in *Automatische Musik* or five loudspeakers along a 130 metre long bridge across which the audience walks in *One Way.* She is a member of *Les Femmes Savantes*.
www.femmes-savantes.net/les-femmes-savantes/ana-m-rodriguez

* **Rogalsky, Matt** (born 1966) is a composer, sound artist and musicologist. He has undertaken extensive research on David Tudor's *Rainforest*. In his own sound installations he often uses microphones and loudspeakers in unorthodox ways, for example by using microphones as loudspeakers in *Trio* (2012). He is currently a member of *Composers Inside Electronics*.
www.mattrogalsky.bandcamp.com

Schäfer, Sabine (born 1957) is a composer, sound and media artist. She developed the loudspeaker sculpture *Hörbild* (1995), which consists of 11 loudspeakers mounted on a transportable wall.
www.sabineschaefer.de

* **Schaeffer, Pierre** (1910–1995) was a composer and writer, who worked at the French radio. He developed the idea of *musique concrète* and composed several compositions in this genre, some in collaboration with Pierre Henry.

Scherchen, Hermann (1891–1966) was a conductor. He founded his own electroacoustic studio in the small Swiss village of Gravesano at his private house with financial aid from UNESCO: the Experimentalstudio Hermann Scherchen Gravesano, which existed from 1954 until 1966. His concept of recording was that it should sound as if the music were performed in the room in which it was played back, and not as if it were a recording from a performance elsewhere. Nowadays, in a recording, we hear the acoustic space in which the recording took place (Müller 2007). For Scherchen the loudspeakers should diffuse the sound in such a way that they trigger the acoustics of the space, which would imply that a recording is no longer a reproduction of a musical event that happened in another space and at another time. To achieve this effect, Scherchen invented a rotating loudspeaker ball, which he called *der aktive Lautsprecher* (not to be confused with what is called an active loudspeaker nowadays, referring to loudspeakers which do not need any external amplification). This was developed to distribute the sound in

such a way that each member of the public would sit inside the "sweet spot" or, actually, no sweet spot existed anymore. This loudspeaker was developed in 1959 and consisted of 32 speakers (215 mm diameter) placed on a 70 cm ball. The weight of the whole construction was 150 kilogram. This ball was placed on a stand and able to rotate in different directions (Loescher 1960, 5–6).

* **Scott, Leon** (1817-1879) was a bookseller and printer. He invented the phonautograph in 1857.

* **Stanic, Lara** (born 1973) is a musician, performance and media artist. She develops her own stage performances, sound installations, radio works, and compositions for dance and theatre productions. She is a member of the *Ginger Ensemble*, which performs many works in which microphones and loudspeakers are approached as musical instruments.
www.larastanic.ch

* **Sterne, Jonathan** (currently active) is a scientist who has focused his research on the history and theory of sound in modernity.
www.sterneworks.org

* **Stockhausen, Karlheinz** (1928–2007) was a composer. Many of his compositions use live electronics. In his piece *Invasion-Explosion*, he makes use of loudspeakers attached to the back of a percussionist, as well as a percussionist who is walking around with loudspeakers in a snare drum.
www.stockhausen.org

* **Subotnick, Morton** (born 1933) is a composer of electronic music and co-founder of the San Francisco Tape Music Center.
www.mortonsubotnick.com

* **Tazelaar, Kees** (born 1962) is a composer of electro-acoustic music. Since 2006, he is head of the *Institute of Sonology* in The Hague.
www.keestazelaar.com

* **Tudor, David** (1926–1996) was a pianist, composer, and sound artist. He made extensive use of experimental electronics in his music and developed several works with microphones and loudspeakers as crucial sound shapers. His experiments with loudspeaker-microphone feedback, during his work at the Pepsi Pavilion in Osaka in 1970, resulted in the first version of his piece, *Microphone.* The sound system in the pavilion consisted of 37 loudspeakers and 32 inputs for microphones. These microphones could be routed to the loudspeakers in all kinds of different

ways, making it possible to create different movements of sound in space. Tudor decided not to have a sound input to the system but to use only acoustic feedback between the many loudspeakers and microphones. By using the several routings, this feedback would only occur for a short moment between one loudspeaker and one microphone As soon as the input of a microphone moved to the next loudspeaker, the feedback stopped. Tudor describes the process as follows: "The modifying equipment gave me gating possibilities, since by simply pointing the microphones in space and then having the sound moving between the loudspeakers at certain speeds, the feedback would occur only for an instant. There were marvelous sounds made that reminded me of being on a lonely beach, listening to birds flying around in the air" (Miller 2009, 132).
www.davidtudor.org

* **Ulher, Birgit** (born 1961) is a trumpet player, mainly playing experimental music and free improvisation. One of the main themes in her work is exploring and extending the sounding possibilities of the trumpet.
www.birgit-ulher.de

* **Varèse, Edgard** (1883–1965) was a composer. He worked on the composition for the *Philips Pavilion* (designed by Le Corbusier and Iannis Xenakis) for the 1958 World Expo in Brussels in which 350 loudspeakers (of which, 25 were subwoofers) were mounted on the inner walls of the pavilion. Each track of a three-track tape could be routed to move along a so-called loudspeaker path. By isolating the walls with asbestos, a very dry acoustic response was achieved, resulting in a very clear perception of the position of whichever loudspeaker was sounding. Instead of a spatialisation of the sound, this is a positioning of the sound at a specific point in space. The pavilion was shaped like a cluster of nine hyperbolic paraboloids and the shape of the loudspeaker paths was along these irregular walls (Tazelaar 2013, 201–219).

* **Vermeulen, Roelof** (1895–1970) was an electrical engineer who worked at Philips. He has done extensive research on sound reproduction technology as well as electronic music.

* **Vidolin, Alvise** (born 1949) is a composer, often using electronic means. He has collaborated with Luigi Nono* during performances of Nono's compositions.

* **Wassermann, Ute** (born 1960) is a vocal soloist and composer. She often works with what she calls techniques for "masking" the voice with sounding objects, such as bird whistles, palate whistles or resonant objects. She is active as a free improviser and a member of *Les Femmes Savantes.*
www.femmes-savantes.net/les-femmes-savantes/ute-wassermann

Weissberg, Daniel (born 1954) is a composer who has developed multimedia projects, radio plays, electroacoustic music and musical theatre pieces besides composing instrumental compositions. In *Duo?* (1985), for clarinet and flute, many different music-theatrical situations occur during the piece and a loudspeaker becomes a third participant. In *A trois* (2003) for thee electric guitars and live electronics, a layer of acoustic guitar sounds is intertwined with a layer of amplified guitar sounds. At the end of the piece, the musicians leave the stage and the distorted guitar sounds are amplified more and more. Every time a certain frequency reaches a certain volume, it is filtered out. This process of amplification and filtering goes on until even the hum of the pick-up is loud enough to be filtered out.

Weismann, Steffi (born 1967) is an audiovisual artist who explores the possible interactions between language, sound and new communication media. She is a member of the ensemble *Die Maulwerker*. In her work *LapStrap*, she wears a belt with audio equipment attached to it. She is able to control and diffuse all sound directly from this belt, since microphones, signal processor units, amplifiers, and loudspeakers are built into it. With a handheld microphone, Weismann walks around to pick up sounds of the environment and immediately processes them. *LapStrap* performances happen in a concert situation, with a sitting audience, as well as in an outdoor context.
www.steffiweismann.de

*** Wellmer, Anne** (born 1966) is a composer, performer, sound, and media artist. She creates performances, sound installations, live music for dance and theatre, radio art, music theatre pieces, network projects and improvisation with electronics. She is also active as a curator for sound art exhibitions and composition festivals.
www.nonlinear.demon.nl

Xenakis, Iannis (1922–2001) was a composer and engineer. In his piece *Persepolis* (1971) he used 59 loudspeakers all placed at different positions in the Persepolis ruins in Iran. An eight track tape was diffused on this system, each track on a different group of loudspeakers. He developed, together with Le Corbusier and Edgard Varèse, the *Philips Pavilion* at the 1958 World Expo (see Varèse for more information).

Yoshihide, Otomo (born 1959) is a composer and performer. He is active in many different musical styles, such as free improvisation, jazz, and experimental rock, and composes music for films and commercials. In his piece *Modulation With 2 Electric Guitars and 2 Amplifiers*, he uses two acoustic feedback loops which influence each other, and thus are in a constant state of change.
www.japanimprov.com/yotomo

* **Young, Thomas** (1773–1829) was a scientist who made important contributions to research on language, musical harmony, vision, light, and solid mechanics.

Zwaanenburg, Jos (born 1958) is a composer and flutist. For projects using conventional musical instruments in combination with live electronics, he has developed specific microphone techniques. Instead of using one microphone to pick up sound and using the sound as data for controlling sound processing, he gives each task to a separate microphone. As a result, a good quality microphone can be used to pick up the sound of the instrument whereas a contact microphone controls only the electronic processing.

Bibliography

Adorno, Theodor W. "The Form of the Phonograph Record". Translated by Thomas Y. Levin. *October* 55 (1990): 56–61.

———. *Zu einer Theorie der musikalischen Reproduktion: Aufzeichnungen, ein Entwurf und zwei Schemata*. Frankfurt am Main: Suhrkamp Verlag, 2005.

Alperson, Philip. "The Instrumentality of Music". *The Journal of Aesthetics and Art Criticism* 66 (1) (2008): 37–51.

Amirkhanian, Charles. "Speaking of Music: Annea Lockwood". *San Francisco Exploratorium's Speaking of Music Series*. KPFA Radio. San Francisco, January, 1986.

Anderson, Christine, and Agostino Di Scipio. "Dynamic Networks of Sonic Interactions: An Interview with Agostino Di Scipio". *Computer Music Journal* 29 (3) (2005): 11–28.

Anonymous. "Proved Yesterday!" [advertisement]. *The Evening Herald*, Oct. 29, 1921.

———. "The Famous Victrola Tone-quality Distinguishes These New Models" [advertisement]. *The Spartanburg Herald*, 1–13. 1922.

———. "Execution: Exemptions: Radio Receiving Set Not a Musical Instrument". *Michigan Law Review* 28 (3) (1930): 343–344.

———. "Copyright. Radio Broadcasting. Reception as a Public Performance". *Columbia Law Review* 31 (6) (1931): 1044–1045.

———. "First Entire Orchestra of Theremins Arouses Keen Interest". *Radio Age*. May, 1932. www.theremin.info/-/viewpub/tid/10/pid/8.

Attali, Jacques. *Noise: The Political Economy of Music*. Translated by Brian Massumi. Minneapolis: University of Minnesota Press, 1985.

Aufermann, Knut, ed. *Resonance magazine* 9 (2) (2002).

Baille, Jean Baptiste Alexandre. *Wonders of Electricity*. New York: Scribner, Armstrong, and co., 1872.

Baldwin, Neil. *Edison: Inventing the Century*. Chicago: University of Chicago Press, 2001.

Ballou, Glen, ed. *Electroacoustic Devices: Microphones and Loudspeakers*. Oxford: CRC Press, 2009.

Bartlett, Bruce, and Jenny Bartlett. *Practical Recording Techniques*. Boston: Focal Press, 2002.

Bechstein, Carl. "Een Universeele Vleugel". *Maandblad van de Nederlandsche Vereeniging voor Hedendaagsche Muziek*, May (1932): 19–20.

Bell, Alexander Graham. *The Telephone. A Lecture Entitled Researches in Electric Telephony, By Professor Alexander Graham Bell, Delivered Before The Society of Telegraph Engineers, October 31st, 1877*. London: E. and F.N. Spon., 1878.

Bernstein, David W., and Maggi Payne. "Morton Subotnick Interviewed by David W. Bernstein and Maggi Payne". In *San Francisco Tape Music Center: 1960s Counterculture and the Avant-*

Garde, edited by David W. Bernstein, 117–135. Berkeley: University of California Press, 2008.

Blanning, Tim. *The Triumph of Music: Composers, Musicians and Their Audiences, 1700 to the Present*. London: Penguin Books, 2008.

Boehmer, Konrad. "Towards a Terza Prattica". In *Order and Disorder: Music-Theoretical Strategies in 20th Century Music*, edited by Peter Dejans, Frank Agsteribbe, and Sylverster Beelaert, 157–168. Leuven: Leuven University Press, 2004.

Boner, Charles Paul, and C. R. Boner. "Behavior of Sound System Response Immediately Below Feedback". *Journal of the Audio Engineering Society* 14 (3) (1966): 200–203.

Boone, Marinus M. "Acoustic Rendering with Wave Field Synthesis". *Proceedings of the ACM Siggraph and Eurographics Campfire: Acoustic Rendering for Virtual Environments, Snowbird, Utah*. 2001. www.siggraph.org/conferences/campfires/acoustic2001/abstracts/boone.pdf.

Borgdorff, Henk. *The Conflict of the Faculties: Perspectives on Artistic Research and Academia*. Leiden: Leiden University Press, 2012.

Borwick, John. *Loudspeaker and Headphone Handbook*. Oxford: Elsevier Ltd., 2000.

Bowles, Edmund A. "The Impact of Technology on Musical Instruments". *Cosmos Journal*. 1999. www.cosmos-club.org/web/journals/1999/bowles.html.

Braun, Hans-Joachim. "Introduction: Technology and the Production and Reproduction of Music in the 20th Century". In *Music and Technology in the Twentieth Century*, edited by Hans-Joachim Braun, 9–32. Baltimore: Johns Hopkins University Press, 2002.

Buß, Georg. "Musik Und Elektricität". *Die Gartenlaube* 3 (1892): 92–93.

Cance, Caroline, Hugues Genevois, and Danièle Dubois. "What Is Instrumentality in New Digital Musical Devices? A Contribution from Cognitive Linguistics and Psychology". *ARXIV Eprint arXiv:0911.1288* November (2009).

Cary, Tristram. *Illustrated Compendium of Musical Technology*. London: Faber and Faber, 1992.

Champ d'Action. *Karel Goeyvaerts: The Serial Works Nos. 1-7*. Megadisc Classics, 2008. Compact disc.

Chanan, Michael. *Repeated Takes: A Short History of Recording and Its Effects on Music*. London: Verso Books, 1995.

Chion, Michel. *Audio-Vision: Sound on Screen*. New York: Columbia University Press, 1994.

———. "Les deux espaces de la musique concrète". In *L'espace du son*, edited by Francis Dhomont. Ohain: Musiques et Recherches, 1998.

Coe, Lewis. *The Telephone and Its Several Inventors: A History*. Jefferson: McFarland, 1995.

Collins, Nicolas. "Nodalings". 1974. www.nicolascollins.com/texts/nodalingsscore.pdf.

———. "All This and Brains too: Thirty Years of Howling Round". *Resonance magazine* 9 (2) (2002): 6–7.

———. "Introduction: Composers Inside Electronics: Music After David Tudor". *Leonardo Music Journal* 14 (2004): 1–3.

———. *Handmade Electronic Music: The Art of Hardware Hacking*. London: Routledge, 2009.
Comer, John J. *Receiver for Sound-Transmitting Instruments.* US Patent 954,931, filed March 4, 1907, and issued April 12, 1910.
Cook, Perry R. *Real Sound Synthesis for Interactive Applications.* Natick: A K Peters, 2002.
Craenen, Paul. "tubes". Unpublished text. 2008.
———. "Gecomponeerde uitvoerders: het musicerende lichaam vanuit compositorisch perspectief". Doctoral thesis. 2011. https://openaccess.leidenuniv.nl/handle/1887/16667.
Cramer, Florian. *Zauberhafte Klangmaschinen: Von Der Sprechmaschine Bis Zur Soundcard*. Mainz: Schott Music, 2008.
Cross, Lowell. "Electronic Music, 1948-1953". *Perspectives of New Music* 7 (1) (1968): 32–65.
Damrosch, Walter. "Music and the Radio". *Annals of the American Academy of Political and Social Science* 177 (1935): 91–93.
Davies, Hugh. "Quintet" *Source: Music of the Avant Garde* 10 (1971): 86–87.
———. "Gentle Fire: An Early Approach to Live Electronic Music". *Leonardo Music Journal* 11 (2001): 53–60.
———. "Creative Explorations of the Glitch in Music". 2004. www.ieeeghn.org/wiki/images/d/d0/Davies.pdf.
Dieckmann, George F. *Electrical Piano*. US Patent 368,195, filed March 2, 1885, and issued August 16, 1887.
Driscoll, John. "Resonance: From the Architectural to the Microscopic". *Leonardo Music Journal* 22 (2012): 25–33.
Driscoll, John, Ralph Jones, David Tudor, and Martin Kalve. "Focused Loudspeakers". *Composers Inside Electronics*. 2012. www.cieweb.net/cie.
Driscoll, John, and Matt Rogalsky. "David Tudor's "Rainforest": An Evolving Exploration of Resonance". *Leonardo Music Journal* 14 (2004): 25–30.
Duckworth, William. *Talking Music: Conversations With John Cage, Philip Glass, Laurie Anderson, and Five Generations of American Experimental Composers*. New York: Da Capo Press, 1999.
Dyer, Frank Lewis. *Edison His Life and Inventions*. Whitefish: Kessinger Publishing, 2004.
Eargle, John. *Loudspeaker Handbook*. Boston: Kluwer Academic Publishers, 2003.
Eargle, John, and M. Gander. "Historical Perspectives and Technology Overview of Loudspeakers for Sound Reinforcement". *Journal of the Audio Engineering Society* 52 (4) (2004): 412–433.
Edison, Thomas Alva. *Improvement in Phonograph or Speaking Machines* US Patent 200,521, filed December 24, 1877, and issued February 19, 1878.
———. "The Perfected Phonograph". *The North American Review* 146 (379) (1888): 641–650.
Ehlert, Ralf Gerhard. "Public Address | Medienchronik Der Massenbeschallungen Und Technikgeschichte Des Lautsprechers". 2004. www.medienstimmen.de.

Eisenmann, Richard. *Elektromagnetische Mechanik an Flügeln und Piano's zur Verlängerung Einzelner Töne, sowie zur Nachahmung der Klänge anderer Instrumente.* DE Patent 38814, filed August 20, 1886 and issued April 5, 1887.

———. *Musical Instrument*. US Patent 496,402, filed January 21, 1893 and issued May 2, 1893.

Emmerson, Simon, ed. *The Language of Electroacoustic Music*. Basingstoke: Macmillan, 1986.

Emmerson, Simon. *Living Electronic Music*. Farnham: Ashgate, 2007.

Ernecke, Ferdinand. *Der sprechende Flammenbogen und die Telephonie ohne Draht vermittelst Lichtstrahlen - Zwei Instrumentarien zur Demonstration*. Berlin. 1897.

Evens, Aden. *Sound Ideas: Music, Machines, and Experience*. Minneapolis: University of Minnesota Press, 2005.

Evenson, A. Edward. *The Telephone Patent Conspiracy of 1876: The Elisha Gray-Alexander Bell Controversy and Its Many Players.* Jefferson: McFarland Publishers, 2000.

Farnell, Andy. *Designing Sound.* Cambridge: The MIT Press, 2010.

Feldmann, Harald. "Die Geschichte der Stimmgabel - Teil 1: Die Erfindung der Stimmgabel, ihr Weg in der Musik und den Naturwissenschaften". *Laryngo-Rhino-Otologie* 76 (02) (2008): 116–122.

Fitchew, Hubert. "The Broadcasting of Music: An Adventure in Physics and Psychology". *The Musical Times* 76 (1112) (1935): 889–890.

Floch, Bernhard. "Microphones and Megaphones in the Roman World". *The Classical Weekly* 37 (5) (1943): 51–53.

Freire, Sérgio, and Carlos Palombini. "Early Musical Impressions from Both Sides of the Loudspeaker". *Leonardo Music Journal* 13 (2003): 67–71.

Friedl, Reinhold. "Some Sadomasochistic Aspects of Musical Pleasure". *Leonardo Music Journal* 12 (2002): 29–30.

Fullemann, John, and David Tudor. "An Interview with David Tudor by John Fullemann in Stockholm, August 31, 1984". *David Tudor*. 1984. www.davidtudor.org/Articles/fullemann.html.

Fullman, Ellen. "A Compositional Approach Derived from Material and Ephemeral Elements". *Leonardo Music Journal* 22 (2012): 3–10.

Galpin, Francis W. "The Music of Electricity. A Sketch of Its Origin and Development". *Proceedings of the Musical Association* 64 (1937): 71–83.

Gethmann, Daniel. "Chemische Harmonika - Über die Entstehung eines Insruments zwischen Phlogiston und Pyrophonie". In *Klangmaschinen zwischen Experiment und Medientechnik*, edited by Daniel Gethmann, 33–52. Bielefeld: transcript Verlag, 2010.

Gieseler, Walter, Luca Lombardi, and Rolf-Dieter Weyer. *Instrumentation in der Musik des 20. Jahrhunderts*. Celle: Moeck Verlag, 1985.

Gilchrest, Charles C. *Combination Telephone Transmitter and Receiver*. US Patent 830,583, filed October 12, 1905 and issued September 11, 1906.

Giovannoni, David, Patrick Feaster, Richard Martin, and Meagan Hennessey. *First Sounds*. 2008.

www.firstsounds.org.
Goehr, Lydia. *The Imaginary Museum of Musical Works: An Essay in the Philosophy of Music*. Oxford: Oxford University Press, 2007.
Good, Edwin. *Giraffes, Black Dragons, and Other Pianos: A Technological History from Cristofori to the Modern Concert Grand, Second Edition*. Stanford: Stanford University Press, 2001.
Gorman, Michael E. "Introduction". *Alexander Graham Bell's Path to the Telephone*. 1994. www2.iath.virginia.edu/albell/.
———. *Transforming Nature - Ethics, Invention and Discovery.* Norwell, Massachusetts: Kluwer Academic Publishers, 1998.
Graaff, Huba de. "Huba De Graaff Bio". *Huba De Graaff*. 2013. www.hubiware.nl/Hnewbio.html.
Gracyk, Theodore. "Listening to Music: Performances and Recordings". *The Journal of Aesthetics and Art Criticism* 55 (2) (1997): 139–150.
Grossmann, Rolf. "Distanzierte Verhältnisse? Zur Musikinstrumentalisierung der Reproduktionsmedien". In *Klang (ohne) Körper: Spuren und Potenziale des Körpers in der elektronischen Musik*, edited by Michael Harenberg and Daniel Weissberg, 183–200. Bielefeld: transcript Verlag, 2010.
Hagen, Wolfgang. "Busonis "Erfindung" - Thaddeus Cahills Telefon-Telharmonium Von 1906". In *Klangmaschinen zwischen Experiment und Medientechnik*, edited by Daniel Gethmann, 53–72. Bielefeld: transcript Verlag, 2010.
Haller, Hans Peter. *Das Experimentalstudio der Heinrich-Strobel-Stiftung des Südwestfunks Freiburg 1971-1989: Die Erforschung der Elektronischen Klangumformung und ihre Geschichte Bd. 1*. Baden-Baden: Nomos, 1995a.
———. *Das Experimentalstudio der Heinrich-Strobel-Stiftung des Südwestfunks Freiburg 1971-1989: Die Erforschung der Elektronischen Klangumformung und ihre Geschichte Bd. 2*. Baden-Baden: Nomos, 1995b.
———. "Analog oder Digital - Fragen nach einer neuen Musikästhetik". *Hans Peter Haller*. 2003. www.hp-haller.homepage.t-online.de/analog%20oder%20digital.html.
Harbord, James Gutherie. "The Commercial Uses of Radio". *Annals of the American Academy of Political and Social Science* 142 (1929): 57–63.
Harenberg, Michael, and Daniel Weissberg. "Einleitung - Der Verlust der Körperlichkeit in der Musik und die Entgrenzung klanglichen Gestaltungspotenzials". In *Klang (ohne) Körper: Spuren und Potenziale des Körpers in der elektronischen Musik*, edited by Michael Harenberg and Daniel Weissberg, 7–18. Bielefeld: transcript Verlag, 2010a.
Harenberg, Michael, and Daniel Weissberg, ed. *Klang (ohne) Körper: Spuren und Potenziale des Körpers in der elektronischen Musik*. Bielefeld: transcript Verlag, 2010b.
Harrison, Jonty. "Sound, Space, Sculpture: Some Thoughts on the 'What', 'How' and 'Why' of Sound Diffusion". *Organised Sound* 3 (2) (1998): 117–127.
Hegarty, Paul. *Noise/Music: A History*. London: Continuum Books, 2007.
Heilgendorff, Simone. "Neue Live-Kulturen der Westlichen Kunstmusik: für eine Rezeption

musikalischer Interpretationen mit Körper und Ort". In *Musikrezeption, Musikdistribution und Musikproduktion: Der Wandel des Wertschöpfungsnetzwerks in der Musikwirtschaft*, edited by Gerhard Gensch, Eva Maria Stöckler, and Peter Tschmuck, 109–138. Wiesbaden: Gabler Verlag, 2008.

Helmholtz, Hermann von. *Die Lehre von den Tonempfindungen als physiologische Grundlage für die Theorie der Musik*. Braunschweig: Friedrich Vieweg und Sohn, 1865.

———.*On the Sensations of Tone as a Physiological Basis for the Theory of Music*. Translated by Alexander J. Ellis. London: Longmans, Green and Co., 1895.

Hinant, Guy Marc. *An Anthology of Noise & Electronic Music Vol. 2*. Brussels: Sub Rosa, 2003. Compact disc.

Holmes, Thom. *Electronic and Experimental Music: Technology, Music, and Culture*. New York: Routledge, 2008.

Holzamer-Heppenheim, Wilhelm. "Verdunkelung der Konzertsäle". *Die Musik* 3 (1902): 1292–1296.

Hopkin, Bart. *Musical Instrument Design: Practical Information for Instrument Making*. Tucson: See Sharp Press, 1996.

———.*Getting a Bigger Sound: Pickups and Microphones for Your Musical Instrument*. Tucson: See Sharp Press, 2002.

Hornbostel, Erich Moritz von. "The Ethnology of African Sound-Instruments. Comments on 'Geist und Werden der Musikinstrumente' by C. Sachs". *Africa: Journal of the International African Institute* 6 (2) (1933): 129–157.

Hornbostel, Erich Moritz von, and Curt Sachs. "Systematik der Musikinstrumente. Ein Versuch". *Zeitschrift Für Ethnologie* 46 (4-5) (1914): 553–590.

Jackson, Myles W. "From Scientific Instruments to Musical Instruments: The Tuning Fork, the Metronome, and the Siren". In *The Oxford Handbook of Sound Studies*, edited by Trevor Pinch and Karin Bijsterveld, 201–223. Oxford: Oxford University Press, 2012.

Jensenius, Alexander Refsum, Marcelo M. Wanderley, Rolf Inge Godøy, and Marc Leman. "Musical Gestures: Concepts and Methods in Research". In *Musical Gestures: Sound, Movement, and Meaning*, edited by Rolf Inge Godøy and Marc Leman, 12–35. London: Routledge, 2009.

Johnson, James H. *Listening in Paris: A Cultural History*. Berkeley: University of California Press, 1996.

Kagel, Mauricio. *Acustica Für Experimentelle Klangerzeuger und Lautsprecher.* Vienna: Universal Edition ue 18429. 1970.

Kahn, Douglas. "Introduction: Histories of Sound Once Removed". In *Wireless Imagination: Sound, Radio, and the Avant-Garde*, edited by Douglas Kahn and Gregory Whitehead, 1–30. Cambridge: The MIT Press, 1992.

———.*Noise, Water, Meat: A History of Sound in the Arts*. Cambridge: The MIT Press, 1999.

Kartomi, Margaret J. *On Concepts and Classifications of Musical Instruments*. Chicago: University of Chicago Press, 1990.

Katz, Mark. *Capturing Sound: How Technology Has Changed Music*. Berkeley: University of California Press, 2004.

Kelly, Caleb. *Cracked Media: The Sound of Malfunction.* Cambridge: The MIT Press, 2009.

Kinkeldey, Otto. "The Music of the Future: A Phantasy". *Bulletin of the American Musicological Society* (2) (1937): 4.

Klaß, Christian. "Flat Flexible Loudspeaker - Der Lautsprecher Der Zukunft? - Golem.de". *IT-News für Profis.* April 8, 2009. www.golem.de/0904/66395.html.

Kletschke, Irene. *Klangbilder. Walt Disneys "Fantasia" (1940)*. Beihefte Zum Archiv Für Musikwissenschaft 67. Stuttgart: Franz Steiner Verlag, 2011.

Knapp, R. Benjamin, and Perry R. Cook. "The Integral Music Controller: Introducing a Direct Emotional Interface to Gestural Control of Sound Synthesis". In *Proceedings of the International Computer Music Conference (ICMC)* (2005): 4–9.

Koch, Heinrich Christoph. *Musikalisches Lexikon, welches die theoretische und praktische Tonkunst, encyclopädisch bearbeitet, alle alten und neuen Kunstwörter erklärt, und die alten und neuen Instrumente beschrieben, enthält.* Frankfurt am Main: August Hermann der Jüngere, 1802.

Koenig, Rudolph. *Catalogue des appareils d'acoustique*. Paris: Simon Baçon, 1865.

Kolokathas, Panagiotis. "Auf Papier Gedruckte Lautsprecher Vorgestellt". *PC-WELT Online*. May 2, 2012. www.pcwelt.de/news/TU-Chemnitz-Auf-Papier-gedruckte-Lautsprecher-vorgestellt-5778366.html.

Kostelanetz, Richard. *Conversing with Cage*. London: Routledge, 2002.

LaBelle, Brandon. *Background Noise: Perspectives on Sound Art*. London: Continuum Books, 2006.

Limina, Dave. *Hammond Organ Complete. Tunes, Tones, and Techniques for Drawbar Keyboards*. Boston: Berklee Press, 2002.

Lislevand, Rolf. *Nuove Musiche*. ECM. 2006. Compact disc.

Lockheart, Paula. "A History of Early Microphone Singing, 1925–1939: American Mainstream Popular Singing at the Advent of Electronic Microphone Amplification". *Popular Music and Society* 26 (3) (2003): 367–385.

Loescher, F. A. "Technisches von der Tagung 'Fünf Jahre Gravesano'". *Gravesaner Blätter* IV (15/16) (1960): 5–20.

Lovewell, J. T. "On Sound Transmission by Electricity". *Transactions of the Kansas Academy of Science (1872-1880)* 6 (1877): 25–29.

Lucier, Alvin. *Reflections /Reflexionen: Interviews, Scores, Writings / Interviews, Notationen, Texte*. Edited by Gisela Gronemeyer and Reinhard Oehlschlägel. Cologne: MusikTexte, 1995.

———. "My Affairs with Feedback". *Resonance magazine* 9 (2) (2002): 23-24.

Lucier, Alvin, Hildegard Kleeb, and Roland Dahinden. *Alvin Lucier - Panorama*. New York: Lovely Music. 1997. Compact disc.

Maconie, Robin, and Stockhausen. *Stockhausen on Music*. London: Marion Boyars Publishers, 2010.

Manion, Michael. "From Tape Loops To MIDI - Stockhausen's 40 Years Of Electronic Music". www.stockhausen.org/tape_loops.html.

Manning, Peter. *Electronic and Computer Music.* Oxford: Oxford University Press, 2004.

Maraniss, H. S. "A Dog Has Nine Lives: The Story of the Phonograph". *Annals of the American Academy of Political and Social Science* 193 (1937): 8–13.

Marsop, Paul. "Der Musiksaal der Zukunft". In *Studienblätter eines Musikers*, 416–475. Berlin: Schuster & Loeffler, 1903.

McSwain, Rebecca. "The Social Reconstruction of a Reverse Salient in Electric Guitar Technology: Noise, the Solid Body, and Jimi Hendrix". In *Music and Technology in the Twentieth Century*, edited by Hans-Joachim Braun, 186–198. Baltimore: Johns Hopkins University Press, 2002.

Meric, Renaud, and Makis Solomos. "Audible Ecosystems and Emergent Sound Structures in Di Scipio's Music. Music Philosophy Enhances Musical Analysis". *Journal for Interdisciplinary Music Studies* 3 (1-2) (2009): 57–76.

Miller, Tyrus. *Singular Examples: Artistic Politics and the Neo-Avant-Garde*. Northwestern University Press, 2009.

Miranda, Eduardo Reck. *Computer Sound Design: Synthesis techniques and programming (Music Technology)*. Oxford: Focal Press, 2002.

Miranda, Eduardo Reck, and Marcelo M. Wanderley. *New Digital Musical Instruments: Control And Interaction Beyond the Keyboard*. Middleton, Wisconsin: A-R Editions Inc., 2006.

Misch, Imke, and Christoph von Blumröder, ed. *Stockhausen 70: Das Programmbuch Koln 1998 (Signale Aus Koln)*. Saarbrücken: Pfau Verlag, 1998.

Misdariis, Nicolas, François Nicolas, Olivier Warusfel, and René Caussé. "Radiation Control on Multi-loudspeaker Device: La Timée". *ICMC, La Havane*. 2001. www.researchgate.net/publication/228987796_Radiation_control_on_multi-loudspeaker_device_La_Time/file/d912f5118fced15263.pdf.

Mithen, Steven. *The Singing Neanderthals: The Origins of Music, Language, Mind, and Body*. Cambridge: Harvard University Press, 2005.

Monahan, Gordon. "Speaker Swinging". *Gordon Monahan Homepage*. 1982. www.gordonmonahan.com/pages/speaker_swinging.html.

Moore, F. Richard. "The Futures of Music". *Perspectives of New Music* 19 (1/2) (1980): 212–226.

Morton, David. *Sound Recording: The Life Story of a Technology.* Baltimore: Johns Hopkins University Press, 2004.

Müller, Patrick. "Ein Tessiner Dorf im Zentrum der Welt: Multimediale Arbeit in Hermann Scherchens elektroakustischem Experimentalstudio in Gravesano". *Neue Zürcher Zeitung*, February 3, 2007.

Myers, David Lee. "A Personal Journey Through the Ourobouros". *Resonance magazine* 9 (2) (2002): 12–13.

Neumann, Andrea. *Zur Mikrofonierung des Innenklaviers*. Unpublished text. Written on request

by Cathy van Eck, 2013.
Newell, Philip, and Keith Holland. *Loudspeakers: For Music Recording and Reproduction*. Boston: Focal Press, 2007.
Nono, Luigi. *Guai ai gelidi mostri*. Milan: Ricordi, 1983.
———. *.....sofferte onde serene... Per pianoforte e nastro magnetico*. Milan: Ricordi, 1992.
Nyman, Michael. *Experimental Music: Cage and Beyond*. Cambridge: Cambridge University Press, 1999.
Pelinski, Ramon. "Embodiment and Musical Experience". *TRANS* 9. Online Magazine. 2005. www.sibetrans.com/trans/a178/embodiment-and-musical-experience.
Penman, Ian. "On the Mic: How Amplification Changed the Voice for Good". In *Undercurrents: The Hidden Wiring of Modern Music*, edited by Rob Young, 25–34. London: Continuum Books, 2002.
Pierce, John. "Storage and Reproduction of Music". In *Music, Cognition and Computerized Sound: An Introduction to Psychoacoustics*, edited by Perry R Cook, 285–297. Cambridge: The MIT Press, 1999.
Pook, Lynn. "Lynn Pook - The Audio-Tactile: An Other Way of Hearing". *Lynn Pook*. 2004. www.lynnpook.de/english/stimuline/readmore.html.
Poss, Robert M. "Distortion Is Truth". *Leonardo Music Journal* 8 (1998): 45–48.
Prager, Jonathan. "L'interpretation Acousmatique - Fondements Artistiques Et Techniques De L'interpretation Des Œuvres Acousmatiques En Concert." 2012. www.inagrm.com/sites/default/files/Interpretation-acousmatique_0.pdf.
Primosch, Cornelia, and Daniela Swarowsky. *Eliane Radigue – a Portrait by IMA*. Fiction 4. Hainburg an der Donau: IMA Institut für Medienarchäologie. 2006. DVD.
Pritchett, James. *The Music of John Cage*. Cambridge: Cambridge University Press, 1993.
Raaijmakers, Dick. *Geluid <=> Kijken, Drie audio-visuele projekten. Sound <=> Sight. Three Audio-visual Projects. Ton Bruynel, Dick Raaijmakers, Peter Struycken. Stedelijk Museum, Amsterdam March 5th - April 18th 1971.* Amsterdam: Stedelijk Museum. 1971.
———. "Over het zitten voor elektrofonen". *Raster* 50 (1990): 7–33
———. *Cahier M – Kleine morfologie van de elektrische klank*. Geschriften van het Orpheus Instituut. Leuven: Universitaire Pers Leuven, 2000.
———. *Dick Raaijmakers Monografie*. Edited by Arjen Mulder and Joke Brouwer. Rotterdam: V2_Instituut voor de instabiele media/NAi Uitgevers, 2007.
Raaijmakers, Dick, ed. *Anti Qua Musica: Het 'open' muziekinstrument in kunst en antikunst*. Den Haag: Haags Gemeentemuseum SDU-uitgeverij, 1989.
Raven-Hart, R. "Composing for Radio". *The Musical Quarterly* 16 (1) (1930): 133–139.
Rayburn, Ray A. *Eargle's The Microphone Book: From Mono to Stereo to Surround - A Guide to Microphone Design and Application*. Waltham, Massachusetts: Focal Press, 2012.
Reese, Kirsten. *Medien, Klang, Konstellationen: Media, Sound, Constellations*. Hofheim am Taunus: Wolke Verlag, 2010.

Rice, Chester W., and Edward W. Kellogg. "Notes on the Development of a New Type of Hornless Loud Speaker". *Transactions of the American Institute of Electrical Engineers* 44 (1925): 461–480.

Rieger, Matthias. *Helmholtz Musicus: Die Objektivierung der Musik im 19. Jahrhundert durch Helmholtz' Lehre von den Tonempfindungen*. Darmstadt: Wissenschaftliche Buchgesellschaft, 2006.

Riemann, Hugo. "Ideen zu einer 'Lehre von den Tonvorstellungen'". In *Jahrbuch der Musikbibliothek Peters*, edited by Rudolf Schwartz, 1–26. Leipzig: C.F. Peters, 1916.

Rivers-Moore, H. R. "Loud Speakers". *Music & Letters* 10 (4) (1929): 402–405.

Roads, Curtis. *The Computer Music Tutorial*. Cambridge: The MIT Press, 1996.

Rodgers, Tara. *Pink Noises: Women on Electronic Music and Sound*. Durham: Duke University Press, 2010.

Ross, Alex. "Hold Your Applause: Inventing and Reinventing the Classical Concert". *Alex Ross: The Rest Is Noise*. March 8, 2010. www.alexrossmusic.typepad.com/files/rps_lecture_2010_alex-ross.pdf.

Schaeffer, Pierre. *Traité des objets musicaux - Essai interdisciplines*. Paris: Éditions du Seuil, 1966.

———.*Solfege De L'objet Sonore*. Paris: ina GRM / Les Éditions de Dreslincourt, 2005.

Schaeffner, André. *Origine Des Instruments De Musique. Introduction Ethnologique à L'histoire De La Musique Instrumentale.* Paris: Mouton, 1968.

Schwab, Heinrich W. *Konzert. Öffentliche Musikdarbietung Vom 17. Bis 19. Jahrhundert*. Edited by Heinrich Besseler and Werner Bachmann. Musikgeschichte in Bildern IV Musik der Neuzeit Lieferung 2. Leipzig: VEB Deutscher Verlag für Musik, 1971.

Scipio, Agostino Di. "Sound Is the Interface: From Interactive to Ecosystemic Signal Processing". *Organised Sound* 8 (3) (2003): 269–277.

Sennheiser, Joerg. "A Microphone Without a Membrane". *The Journal of the Acoustical Society of America* 105 (2) (1999): 1052–1052.

Seydlitz, R. Freiherr von. "Reform Des Konzertsaales–Thesen Eines Laien" *Die Musik* 2 (8) (1903): 96–100.

Shepard, Roger. "Cognitive Psychology and Music". In *Music, Cognition and Computerized Sound: An Introduction to Psychoacoustics*, edited by Perry R Cook, 21–36. Cambridge: The MIT Press, 1999.

Siefert, Marsha. "Aesthetics, Technology, and the Capitalization of Culture – How the Talking Machine Became a Musical-instrument". *Science in Context* 8 (2) (1995): 417–449.

Snow, William B. "Basic Principles of Stereophonic Sound". *IRE Transactions on Audio* 3 (2) (1955): 42–53.

Steinberg, J. C., and William B. Snow. "Auditory Perspective-physical Factors". *Transactions of the American Institute of Electrical Engineers* 53 (1) (1934): 12–17.

Sterne, Jonathan. *The Audible Past: Cultural Origins of Sound Reproduction*. Durham: Duke University Press, 2003.

Stevenson, Patric. "Exit the Performer?" *The Musical Times* 77 (1123) (1936): 797–798.
Stockhausen, Karlheinz. *Mikrophonie I, Für Tamtam, 2 Mikrophone, 2 Filter und Regler (6 Spieler)*. nr. 15. Vienna: Universal Edition ue 15138. 1964.
———. "Electroacoustic Performance Practice". Translated by Jerome Kohl. *Perspectives of New Music* 34 (1) (1996): 74–105.
———. "Electronic and Instrumental Music". In *Audio Culture: Readings in Modern Music*, edited by Daniel Warner and Christoph Cox, 370–380. London: Continuum Books, 2004.
Straebel, Volker. "From Reproduction to Performance: Media-Specific Music for Compact Disc". *Leonardo Music Journal* (2009): 23–30.
Supper, Martin. *Elektroakustische Musik und Computermusik.* Hofheim am Taunus: Wolke Verlag, 1997.
Swainson, Dorothy. "The Voice of the Machine". *Music & Letters* 12 (4) (1931): 393–397.
Szendy, Peter. *Membres Fantômes: Des Corps Musiciens*. Paris: Editions de Minuit, 2002.
Tanaka, Atau. "Musical Performance Practice on Sensor-based Instruments". In *Trends in Gestural Control of Music*, edited by Marcel M. Wanderley and Marc Battier, 389–405. Paris: IRCAM - Centre Pompidou, 2000.
Taruskin, Richard. *Music in the Late Twentieth Century*. The Oxford History of Western Music. Oxford: Oxford University Press, 2009.
Tazelaar, Kees. "De Luidspreker Spreekt The Loudspeaker Speaks". In *Dick Raaijmakers - Witteveen+Bos-prijs Voor Kunst+Techniek 2011*, 11–30. Deventer: Witteveen+Bos intern publication, 2011.
———. *On the Treshold of Beauty - Philips and the Origins of Electronic Music in the Netherlands 1925–1965* [Dissertation]. Berlin. [Publication of the book *On the Treshold of Beauty* expected in November 2013].
Teruggi, Daniel. "History of the GRM". Lecture. Technische Universität, Berlin. June 18, 2005.
Thompson, Emily. "Machines, Music, and the Quest for Fidelity: Marketing the Edison Phonograph in America, 1877–1925". *The Musical Quarterly* 79 (1) (1995): 131 –171.
Toop, Richard. "Stockhausen and the Sine-Wave: The Story of an Ambiguous Relationship". *The Musical Quarterly* 65 (3) (1979): 379–391.
Trinkaus, George. *Tesla Coil*. Portland: High Voltage Press, 1989.
Tröndle, Martin. *Das Konzert: Neue Aufführungskonzepte für eine klassische Form*. Bielefeld: transcript Verlag, 2009.
Ubu Web. "UbuWeb - Electronic Musical Resources – Patents". 2011. www.ubu.com/emr/patents/index.html.
Vermeulen, Roelof. "Acoustische motoren". In *Electrotechnische opstellen. Gedenkboek aangeboden aan prof.dr.ing. h.c. C. Feldmann bij zijn aftreden als hoogleraar aan de Technische Hoogeschool te Delft.*, edited by Clarence Paul Feldmann, J. Alingh Prins, W.T. Bähler, and L.M.A. Beekman, 378–381. Delft: Waltman, 1937.
Vidolin, Alvise. *On Working with Luigi Nono*. Interview by Cathy van Eck. 2006.

Viola, Bill. "David Tudor: The Delicate Art of Falling". *Leonardo Music Journal* 14 (2004): 49–56.

Wachsmann, Klaus, Margaret J. Kartomi, Erich M. von Hornbostel, and Curt Sachs. "Instruments, Classification Of". *Grove Music Online. Oxford Music Online.* Oxford: Oxford University Press, 2013. www.oxfordmusiconline.com/subscriber/article/grove/music/13818.

Wassermann, Ute. "Ute Wassermann About Windy Gong" Interview by Cathy van Eck. 2006.

Weissberg, Daniel. "Klangerzeugung als Drama und Resonanzphänomen". In *Klang (ohne) Körper: Spuren und Potenziale des Körpers in der elektronischen Musik*, edited by Michael Harenberg and Daniel Weissberg, 173–182. Bielefeld: transcript Verlag, 2010.

Whittemore, Laurens E. "The Development of Radio". *Annals of the American Academy of Political and Social Science* 142 (1929): 1–7.

Wicke, Peter. *Von Mozart Zu Madonna: Eine Kulturgeschichte der Popmusik*. Frankfurt am Main: Suhrkamp, 2001.

Winckel, Fritz Wilhelm. "Das Radio-Klavier von Bechstein-Siemens-Nernst–Klangfarben auf Bestellung". *Die Umschau. Illustrierte Wochenschrift Über Die Fortschritte in Wissenschaft Und Technik* 35 (42) (1931): 840–843.

Windsor, W. Luke. "Gestures in Music-making: Action, Information and Perception". In *New Perspectives on Music and Gesture*, edited by Anthony Gritten and Elaine King. Farnham: Ashgate, 2011.

Wishart, Trevor. *On Sonic Art*. London: Routledge, 1996.

Wolfrum, Philipp. *Die Heidelberger Konzertreform in 16 Blitzlicht-Naturaufnahmen zum Besten des Stuttgarter "Deutschen Symphoniehauses"*. Berlin: Spemann, 1915.

Worby, Robert. "Pump up the Volume Loudspeakers Revolutionised the Way We Hear Music - but Not the Way We Talk About It". *The Guardian*, April 24, 2004.

Xiao, Lin, Zhuo Chen, Chen Feng, Liang Liu, Zai-Qiao Bai, Yang Wang, Li Qian, et al. "Flexible, Stretchable, Transparent Carbon Nanotube Thin Film Loudspeakers". *Nano Letters* 8 (12) (2008): 4539–4545.

Young, Thomas. *A Course of Lectures on Natural Philosophy and the Mechanical Arts*. London: Taylor and Walton, 1845.

Samenvatting

Mijn onderzoek richt zich op het artistieke gebruik van microfoons en luidsprekers, de apparaten die geluidsgolven omzetten in elektriciteit en omgekeerd. In bijna alle muzieksoorten spelen microfoons en luidsprekers vandaag de dag een rol. Door hetzelfde luidsprekerpaar wordt naar zeer diverse muziek alsook naar ander geluid geluisterd, zoals een vioolsonate, een rock song of gewoon het laatste nieuws. Dientengevolge is het ontwerp van veel microfoons en luidsprekers erop gericht, dat de apparaten zelf transparant blijven en dus"onhoorbaar" zijn in het uiteindelijke klankresultaat.

Vanaf het midden van de twintigste eeuw spelen microfoons en luidsprekers niet meer alleen een cruciale rol in geluidsreproductie maar ook in de creatie van muziek. Componisten en musici beschrijven nieuwe mogelijkheden zoals het inzetten van microfoons en luidsprekers als muziekinstrumenten. Dit resulteert niet alleen in veel nieuwe stukken en performances, die microfoons en luidsprekers op ongebruikelijke manieren inzetten, maar ook in nieuwe mogelijkheden wat het componeren zelf betreft.

Door de confrontatie met microfoons en luidsprekers in mijn compositorisch werk met elektroakoestische media, begon ik te onderzoeken op welke manieren microfoons en luidsprekers muziekinstrumenten kunnen worden. Dit onderzoek manifesteerde zich in 28 composities en een tekst. Om een duidelijk beeld te krijgen van de diverse mogelijkheden van microfoons en luidsprekers in de muziek, ontwikkelde ik in mijn proefschrift vier mogelijke benaderingswijzen van deze apparaten. Drie daarvan richten zich op het transparante gebruik van microfoons en luidsprekers (*reproductie*, *ondersteuning* en *productie*). De vierde benadering richt zich op het "hoorbaar" maken van microfoons en luidsprekers, waarbij de apparaten zelf muziekinstrumenten worden. Ik noem deze benaderingswijze *interactie*, aangezien de muziek in dit geval niet slechts moet worden weergegeven met behulp van microfoons en luidsprekers, maar door deze apparaten wordt gevormd en veranderd.

Deze vierde benaderingswijze was het uitgangspunt voor mijn 28 composities, waarin ik probeerde de microfoons en luidsprekers te "bespelen". Dit resulteerde in een indeling van drie verschillende interactiemogelijkheden: *beweging*, *materiaal* en *ruimte*. In het geschreven deel van dit proefschrift analyseer ik hoe deze drie mogelijkheden door andere musici en componisten in hun werk werden gebruikt, en op welke manier het interageren met microfoons en luidsprekers de compositie, de uitvoeringssituatie alsook de relatie tussen musicus en muziekinstrument beïnvloedt. Dit resulteert in een theorie en een praktijk, waarin ik onderzocht heb wat de unieke kenmerken van het componeren met microfoons en luidsprekers kunnen zijn.

Curriculum Vitae

Cathy van Eck (born 1979) is a composer and sound artist as well as a researcher in the arts. She is focusing on the relationship between (technical) objects and human performers. Her artistic work includes compositions with live electronics, as well as performances with sound objects which she often designs herself. She is interested in bringing the movements of the performer into an unusual relationship with the sounding result, mainly by electronic means. She is working closely with performers for developing her pieces and works in interdisciplinary fields, collaborating regularly with theatre directors and choreographers. She performs her works on festivals and venues such as SPARK in Minneapolis, NYCEMF in New York, Klangwerkstatt in Berlin, Hapzura Digital Art in Israel, Avantgarde Schwaz in Austria, STEIM and November Music in the Netherlands, and Spaziomusica in Italy. Since 2007 she has a teaching position at the Music and Media Arts department of Bern University of the Arts in Switzerland.

Education:
- Postgraduate Studies at the University of the Arts Berlin, Germany with Daniel Ott (Composition and Musical Theatre) and Wolfgang Heiniger (Electronic Music), awarded with distinction 2005–2008
- Composition Studies at the University of the Arts Berlin, Germany, with Walter Zimmermann (Composition) and Wolfgang Heiniger (Electronic Music) 2001–2005
- Composition Studies at the Royal Conservatory in The Hague, Netherlands, with Diderik Wagenaar (Composition), Martijn Padding (Composition) and Gilius van Bergeijk (Electronic Music) 1997–2001
- History of Art Studies, Propedeuse, University of Leiden, Netherlands 1997–1998