



Universiteit
Leiden
The Netherlands

Majorana fermions emerging from magnetic nanoparticles on a superconductor without spin-orbit coupling

Choy, T.P.; Edge, J.M.; Akhmerov, A.R.; Beenakker, C.W.J.

Citation

Choy, T. P., Edge, J. M., Akhmerov, A. R., & Beenakker, C. W. J. (2011). Majorana fermions emerging from magnetic nanoparticles on a superconductor without spin-orbit coupling. *Physical Review B*, 84(19), 195442. doi:10.1103/PhysRevB.84.195442

Version: Not Applicable (or Unknown)

License: [Leiden University Non-exclusive license](#)

Downloaded from: <https://hdl.handle.net/1887/61284>

Note: To cite this publication please use the final published version (if applicable).



Majorana fermions emerging from magnetic nanoparticles on a superconductor without spin-orbit coupling

T.-P. Choy, J. M. Edge, A. R. Akhmerov, and C. W. J. Beenakker

Instituut-Lorentz, Universiteit Leiden, P.O. Box 9506, NL-2300 RA Leiden, The Netherlands

(Received 5 August 2011; revised manuscript received 25 October 2011; published 9 November 2011)

There exists a variety of proposals to transform a conventional s -wave superconductor into a topological superconductor, supporting Majorana fermion midgap states. A necessary ingredient of these proposals is strong spin-orbit coupling. Here we propose an alternative system consisting of a one-dimensional chain of magnetic nanoparticles on a superconducting substrate. No spin-orbit coupling in the superconductor is needed. We calculate the topological quantum number of a chain of finite length, including the competing effects of disorder in the orientation of the magnetic moments and in the hopping energies, to identify the transition into the topologically nontrivial state (with Majorana fermions at the end points of the chain).

DOI: [10.1103/PhysRevB.84.195442](https://doi.org/10.1103/PhysRevB.84.195442)

PACS number(s): 74.45.+c, 74.78.Na, 75.30.Hx, 75.75.Lf

I. INTRODUCTION

The search for Majorana fermions in superconducting nanowires is both rewarding and difficult.^{1–3} These nondegenerate midgap states at the end points of the wire require that the s -wave proximity effect coexists with broken time-reversal and spin-rotation symmetries, which together can drive the superconductor into a topologically nontrivial phase.⁴ While the former symmetry can be readily broken by a magnetic field, it has been argued that Rashba spin-orbit coupling is too weak to effectively break the latter symmetry.⁵ We are optimistic that some variation on the InAs nanowire proposal^{6,7} will be successfully realized, but alternative proposals^{8–14} continue to play an important role.

In this paper we propose a route to Majorana fermions in s -wave superconductors that does not at all require materials with spin-orbit coupling. (Alternative approaches exist in cold atomic gases.^{15,16}) We consider a one-dimensional chain of magnetic nanoparticles (magnetic dots¹⁷) on a superconducting substrate (see Fig. 1). The nanoparticles create bound states in the superconducting gap, having a nonzero magnetic moment.^{18–20} The magnetic moment breaks time-reversal symmetry as well as spin-rotation symmetry, without the need for spin-orbit coupling in the superconductor.

As we will show, the transition into the topologically nontrivial phase is governed by the competition of two types of disorder: On the one hand, a variation in the orientation of the magnetic moments on nearby nanoparticles is needed to open a gap in the excitation spectrum²¹—which is a prerequisite for a topological phase. On the other hand, disorder in the hopping energies localizes the states on short segments of the chain—suppressing the superconducting order needed for the topological phase.

In the next section we introduce the model of a chain of magnetic nanoparticles on a superconductor, and then in Sec. III we use scattering theory²² to calculate the topological quantum number of a finite chain, including the competing effects of magnetic and hopping disorder. As shown in Sec. IV, we find a substantial region in parameter space that is topologically nontrivial (and thus has Majorana fermions at the end points of the chain).

II. MODEL OF MAGNETIC NANOPARTICLES ON A SUPERCONDUCTOR

A. Hamiltonian

For each magnetic nanoparticle on top of the superconductor we consider a single electronic orbital near the Fermi level μ , with spin α coupled to the local magnetic moment through an effective magnetic or exchange field \mathbf{B}_n . We set \hbar and the Zeeman energy $g\mu_B$ both equal to unity, so \mathbf{B}_n is measured in units of energy. We assume that the magnetic moment has the same magnitude $B_0 = |\mathbf{B}_n|$ on each nanoparticle, varying only in the orientation. States on neighboring nanoparticles $n, n+1$ are coupled by a hopping energy t_n , where the n dependence accounts for variations in the nanoparticle spacing.

The superconducting substrate induces a spin-singlet pairing energy Δ_0 on the nanoparticles, taken as n independent. We assume for simplicity that there is only a single electronic orbital within an energy range Δ_0 from μ , but this is not an essential assumption. The electrostatic potential induced by the superconductor is also taken as n independent, so that it simply gives an offset to μ . (Essentially, the Fermi level of the nanoparticles is pinned by the superconductor.) The charging energy e^2/C is unimportant because the nanoparticle is strongly coupled to the superconductor.

The Hamiltonian of this model is given by

$$H = \sum_{n,\alpha} (t_n f_{n\alpha}^\dagger f_{n+1,\alpha} + \text{H.c.}) - \mu \sum_{n,\alpha} f_{n\alpha}^\dagger f_{n\alpha} + \sum_{n,\alpha,\beta} (\mathbf{B}_n \cdot \boldsymbol{\sigma})_{\alpha\beta} f_{n\alpha}^\dagger f_{n\beta} + \sum_n (\Delta_0 f_{n\uparrow}^\dagger f_{n\downarrow}^\dagger + \text{H.c.}), \quad (2.1)$$

where the abbreviation H.c. stands for Hermitian conjugate. The operator $f_{n\alpha}$ is the fermion operator for a spin- α electron on the n th nanoparticle and $\boldsymbol{\sigma} = (\sigma_x, \sigma_y, \sigma_z)$ denotes the vector of Pauli matrices. The magnetic moments are taken as frozen, without any dynamics of their own.

Upon transformation to the Bogoliubov basis $\Psi_n = (f_{n\uparrow}, f_{n\downarrow}, f_{n\downarrow}^\dagger, -f_{n\uparrow}^\dagger)$, the Hamiltonian takes the form

$$H = \sum_n [(\Psi_n^\dagger \hat{t}_n \Psi_{n+1} + \text{H.c.}) + \Psi_n^\dagger \hat{h}_n \Psi_n]. \quad (2.2)$$

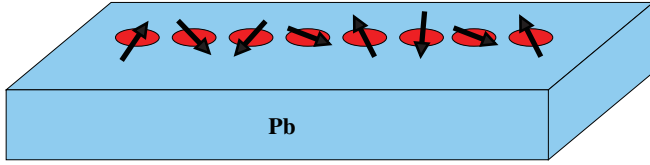


FIG. 1. (Color online) Proposed setup to obtain Majorana fermions at the end points of a chain of magnetic nanoparticles (typically Fe or Ni) on an s -wave superconducting substrate (typically Pb). Arrows indicate the orientation of magnetic moments of the nanoparticles.

The matrices \hat{h}_n and \hat{t}_n are defined by

$$\hat{h}_n = \begin{pmatrix} -\mu\sigma_0 + \mathbf{B}_n \cdot \boldsymbol{\sigma} & \Delta_0\sigma_0 \\ \Delta_0\sigma_0 & \mu\sigma_0 + \mathbf{B}_n \cdot \boldsymbol{\sigma} \end{pmatrix} \\ = -\mu\sigma_0\tau_z + (\mathbf{B}_n \cdot \boldsymbol{\sigma})\tau_0 + \Delta_0\sigma_0\tau_x, \quad (2.3)$$

$$\hat{t}_n = \begin{pmatrix} t_n\sigma_0 & 0 \\ 0 & -t_n\sigma_0 \end{pmatrix} = t_n\sigma_0\tau_z. \quad (2.4)$$

The Pauli matrices σ_i and τ_i ($i = x, y, z$), with identity matrices σ_0 and τ_0 , act on the spin space and particle-hole space, respectively.

The Hamiltonian (2.2) has neither time-reversal nor spin-rotation symmetry, but it does satisfy the particle-hole symmetry requirement that

$$H \mapsto -H \text{ for } \Psi_n \mapsto \sigma_y \tau_y \Psi_n^\dagger. \quad (2.5)$$

This places the system in symmetry class D , which in one dimension has a topologically nontrivial phase.²³

B. Single-band limit

In the large magnetization regime $B_0 \simeq |\mu| \gg \Delta_0, t_n$ the electron spin on the n th nanoparticle is nearly polarized along \mathbf{B}_n . As outlined in Appendix A, the Hamiltonian can then be projected onto the lowest spin band, with electron operator ψ_n . Only virtual transitions to the higher spin band contribute. To first order in $1/B_0$ the effective Hamiltonian has the form

$$H_{\text{eff}} = \sum_n [(\tilde{t}_n \psi_n^\dagger \psi_{n+1} + \tilde{t}'_n \psi_n^\dagger \psi_{n+2} + \text{H.c.}) - \tilde{\mu}_n \psi_n^\dagger \psi_n \\ + (\tilde{\Delta}_n \psi_n^\dagger \psi_{n+1} + \text{H.c.})], \quad (2.6)$$

with coefficients defined in Appendix A. The effective pair potential $\tilde{\Delta}_n$ is of order $\Delta_0 t_n / B_0$, dependent on the relative angle between \mathbf{B}_n and \mathbf{B}_{n+1} . For parallel magnetic moments $\tilde{\Delta}_n$ vanishes.

The single-band Hamiltonian (2.6) has the same form as Kitaev's spinless p -wave superconducting chain.⁴ The difference is that here the p -wave pairing is obtained from s -wave pairing due to the coupling of the electron spin to local magnetic moments. This has the effect of coupling spin to orbital degrees of freedom, but in contrast to existing proposals,⁶⁻¹³ neither spin-orbit coupling in the superconductor is needed nor a Rashba effect in the nanowire.

We have given the single-band limit (2.6) to make contact with Kitaev's model. In what follows we will use the full Hamiltonian (2.2), valid to all orders in $1/B_0$.

C. Disorder

We distinguish the localizing effect of disorder in the hopping energy t_n , which localizes the electrons without opening an excitation gap, from the gap opening effect of disorder in the orientation $\mathbf{b}_n = \mathbf{B}_n / B_0$ of the magnetic moments. Disorder in the hopping energies, due to variations in the interparticle spacing, is modeled by drawing the t_n 's ($n = 1, 2, \dots, N-1$) independently from a uniform distribution in the interval $(t_0 - \delta_t, t_0 + \delta_t)$.

For the magnetic moments we take a dipolar ferromagnetic correlation of the unit vectors \mathbf{b}_n on neighboring nanoparticles, according to the distribution

$$P(\mathbf{b}_1, \mathbf{b}_2, \dots, \mathbf{b}_N) = (4\pi)^{-N} \prod_{n=1}^{N-1} \frac{\exp(\mathbf{b}_n \cdot \mathbf{b}_{n+1} / \delta_b)}{\delta_b \sinh \delta_b^{-1}}, \quad (2.7)$$

where the parameter $\delta_b > 0$ quantifies the strength of the correlation (strongly correlated for small δ_b).

III. SCATTERING MATRIX

To identify the topologically nontrivial phase of a finite disordered chain of N nanoparticles it is more efficient to work with the scattering matrix than the Hamiltonian.²² The scattering matrix \mathcal{S} relates incoming and outgoing wave amplitudes at the Fermi level. The waves can come in from the left end or from the right end of the chain, in two spin directions and as electron or hole, so \mathcal{S} is an 8×8 unitary matrix. Its 4×4 subblocks are the reflection and transmission matrices,

$$\mathcal{S} = \begin{pmatrix} \mathcal{R} & \mathcal{T}' \\ \mathcal{T} & \mathcal{R}' \end{pmatrix}. \quad (3.1)$$

Particle-hole symmetry (2.5) requires that

$$\mathcal{X} = \sigma_y \tau_y \mathcal{X}^* \sigma_y \tau_y, \quad \mathcal{X} \in \{\mathcal{R}, \mathcal{R}', \mathcal{T}, \mathcal{T}'\}. \quad (3.2)$$

Following Ref. 24 we calculate the scattering matrix by writing the tight-binding equations at the Fermi level in the form

$$\begin{pmatrix} \hat{t}_n \Phi_n \\ \Phi_{n+1} \end{pmatrix} = \mathcal{M}_n \begin{pmatrix} \hat{t}_{n-1} \Phi_{n-1} \\ \Phi_n \end{pmatrix}, \quad (3.3a)$$

$$\mathcal{M}_n = \begin{pmatrix} 0 & \hat{t}_n \\ -\hat{t}_n^{-1} & -\hat{t}_n^{-1} \hat{h}_n \end{pmatrix}, \quad (3.3b)$$

where Φ_n is a four-component vector of wave amplitudes on site n . (Sites $n = 0$ and $n = N + 1$ represent electron reservoirs.) Waves at the two ends of the chain are related by the transfer matrix²⁵

$$\mathcal{M} = \mathcal{M}_N \mathcal{M}_{N-1} \cdots \mathcal{M}_2 \mathcal{M}_1. \quad (3.4)$$

Current conservation is expressed by the identity

$$\mathcal{M}_n^\dagger \Sigma_y \mathcal{M}_n = \Sigma_y, \quad \Sigma_y = \begin{pmatrix} 0 & -i \\ i & 0 \end{pmatrix}. \quad (3.5)$$

We transform to a new basis with right-moving and left-moving waves separated in the upper and lower four components, by means of the unitary transformation

$$\tilde{\mathcal{M}} = \mathcal{U}^\dagger \mathcal{M} \mathcal{U}, \quad \mathcal{U} = \sqrt{\frac{1}{2}} \begin{pmatrix} 1 & 1 \\ i & -i \end{pmatrix}. \quad (3.6)$$

The current conservation relation (3.5) transforms to

$$\tilde{\mathcal{M}}_n^\dagger \Sigma_z \tilde{\mathcal{M}}_n = \Sigma_z, \quad \Sigma_z = \begin{pmatrix} 1 & 0 \\ 0 & -1 \end{pmatrix}. \quad (3.7)$$

In this basis the transmission and reflection matrices follow from

$$\begin{pmatrix} T \\ 0 \end{pmatrix} = \tilde{\mathcal{M}} \begin{pmatrix} 1 \\ \mathcal{R} \end{pmatrix}, \quad \begin{pmatrix} \mathcal{R}' \\ 1 \end{pmatrix} = \tilde{\mathcal{M}} \begin{pmatrix} 0 \\ \mathcal{T}' \end{pmatrix}. \quad (3.8)$$

Unitarity together with particle-hole symmetry (3.2) ensure that the determinants of \mathcal{R} and \mathcal{R}' are identical real numbers. The \mathbb{Z}_2 topological quantum number $\mathcal{Q} = \pm 1$ is given by^{22,26}

$$\mathcal{Q} = \text{sgn Det } \mathcal{R}. \quad (3.9)$$

As shown in Ref. 22, Majorana bound states exist at the end points of the chain if and only if $\mathcal{Q} = -1$, so this identifies the topologically nontrivial phase.

IV. PHASE DIAGRAM

Results of our search for a topologically nontrivial phase are shown in Figs. 2–4. We have kept $B_0 = 2t_0$ fixed and varied the material parameters Δ_0, μ as well as the disorder parameters δ_b, δ_t . The color scale Figs. 3 and 4 of $\text{Det } r$ show the topologically nontrivial region emerging as a black island ($\text{Det } r = -1$) in a yellow background ($\text{Det } r = 1$). These are plots for a single disorder realization and a single system size ($N = 6000$). The N dependence of the ensemble average $\langle \text{Det } r \rangle$ is plotted in Fig. 2, to show how the transition becomes sharper with increasing system size.

The competing effects of the two types of disorder are evident in the phase diagrams. We see that the topologically nontrivial region is largest for δ_t equal to zero and δ_b small but not too small. Disorder in the hopping energies or in

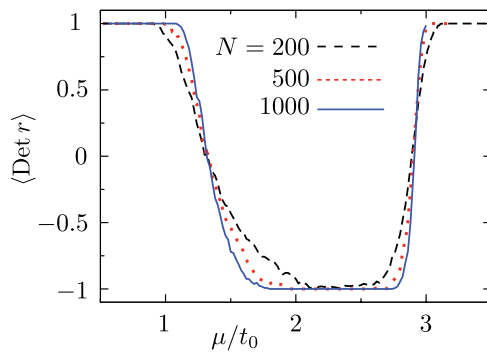


FIG. 2. (Color online) Determinant of the reflection matrix as a function of μ , for fixed $B_0 = 2t_0$ and $\Delta = 0.9 t_0$, ensemble averaged over 400 chains of nanoparticles of length N . Data are for $\delta_b = \infty$, $\delta_t = 0$, corresponding to random and uncorrelated orientations of the magnetic moments of the nanoparticles, without randomness in the hopping energies.

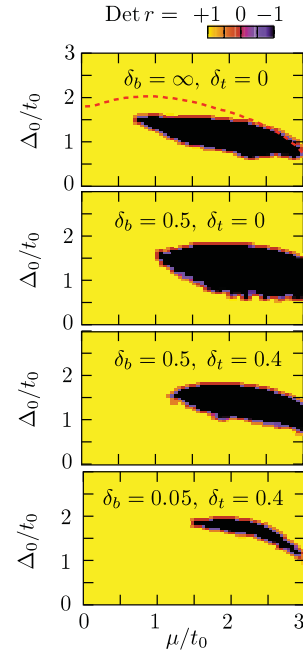


FIG. 3. (Color online) Color scale plot of the determinant of the reflection matrix as a function of μ and Δ_0 , for fixed $B_0 = 2t_0$, calculated for a single disorder realization in a chain of $N = 6000$ nanoparticles. The topologically nontrivial phase has $\text{Det } r = -1$ (black region). The four panels are for different values of the disorder δ_t in the hopping energies and δ_b in the orientation of the magnetic moments [with $\delta_b = \infty$ corresponding to random and uncorrelated orientations; see Eq. (2.7)]. The dashed red curve in the top panel gives the phase boundary following from the self-consistent Born approximation.

the magnetic moments causes localization, which reduces the nontrivial region (mainly on the small Δ_0 side). Some disorder in the orientation of the magnetization is needed to open a gap in the spectrum, so while the optimal value of δ_t equals zero, the optimal value of δ_b is small but nonzero.

To obtain more insight in the Δ_0 and μ dependence of the phase diagram, we have calculated the phase boundary by the method of self-consistent Born approximation (SCBA). As shown in Ref. 27 for a different system, the SCBA can locate the gap inversion associated with the topologically nontrivial

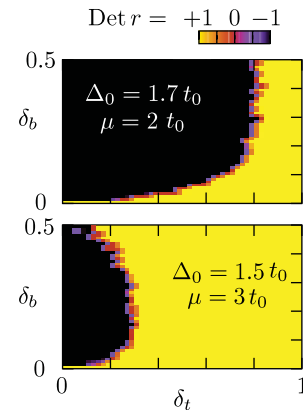


FIG. 4. (Color online) Same as Fig. 3, but now as a function of δ_b and δ_t for fixed Δ_0, μ .

phase. The calculation is described in Appendix B and the result is shown in Fig. 3 (red dashed curve in top panel), for a system without disorder in the hopping energies ($\delta_t = 0$) and with random and uncorrelated directions of the magnetic moments ($\delta_b = \infty$).

The SCBA describes reasonably well, without any adjustable parameters, the location of the phase boundary at large Δ_0 . The phase boundary at small Δ_0 is not recovered by the SCBA. Our explanation is that the former phase boundary is due to gap inversion, while the latter phase boundary is due to localization (which is beyond the reach of the SCBA).

V. CONCLUSION

In conclusion, we have proposed to create Majorana fermions by depositing magnetic nanoparticles on a superconducting substrate. The superconductor has conventional *s*-wave pairing and need not have any spin-orbit coupling. The candidate material for the magnetic nanoparticles is iron or nickel.²⁸ For the superconductor one could choose lead, with a coherence length $\xi \simeq 80$ nm and a critical temperature $T_c \simeq 7$ K. For 10-nm size nanoparticles the level spacing is comparable to the superconducting gap, so we need only consider a single electronic orbital per nanoparticle.

The magnetic moments of nearby nanoparticles (spacing small compared to ξ) are correlated by dipolar interactions.²⁹ As we have found, a strong correlation in the orientation of the magnetic moments ($\delta_b \ll 1$) does not preclude the appearance of a topologically nontrivial phase—only a nearly complete alignment suppresses it.

The most stringent requirement is the need to have little disorder in the hopping energies, since in this one-dimensional system the localization length is of the order of the mean free path and hence severely limited by disorder. The spacing of the nanoparticles should therefore be uniform on the scale of the wavelength of the electronic orbital (typically a few nm). Nanoparticle arrays can be highly monodisperse (with a subnanometer size and spacing variation),^{28,30} so this should be within experimental reach.

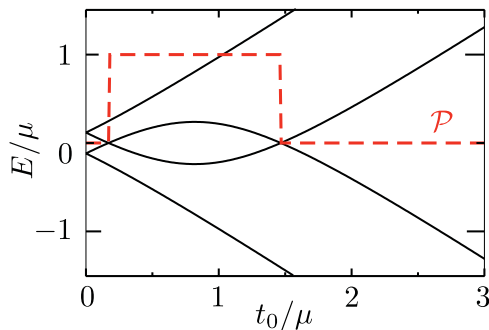


FIG. 5. (Color online) Excitation spectrum (black solid curves) of two magnetic particles with an angle $\theta = 70^\circ$ between their magnetic moments, calculated from the Hamiltonian (2.1) at fixed $\mu = B_0 = 2\Delta_0$ as a function of the hopping energy t_0 . The level crossings at the Fermi energy do not split because the ground states at the two sides of the crossing differ in fermion parity $\mathcal{P} \in \{0, 1\}$ [red dashed curve, calculated from the Pfaffian of the antisymmetrized Hamiltonian, $\mathcal{P} = \frac{1}{2} - \frac{1}{2} \text{sgn Pf}(\sigma_y \tau_y H)$].

While a long chain of nanoparticles (much longer than ξ) is needed to create a pair of weakly coupled Majorana fermions at the end points, a signature of a topological phase transition can be identified even if one has only a few nanoparticles. This signature is a protected level crossing at the Fermi level, which signals a change in the fermion parity of the ground state.⁴ We show this feature in Fig. 5, for the simplest case of just two nanoparticles with a noncollinear magnetization. Nanoparticle-induced bound states within the superconducting gap have been resolved by scanning tunneling microscopy, for a Mn dimer adsorbed on a Pb superconducting thin film.³¹ We predict level crossings at the Fermi energy ($E = 0$) upon variation of the spacing of the two magnetic atoms, as a signature of the switch from an even to an odd number of electrons in the ground state.

ACKNOWLEDGMENTS

We have benefited from discussions with H. Manoharan. This research was supported by the Dutch Science Foundation NWO/FOM, by an ERC Advanced Investigator Grant, and by the EU network NanoCTM.

APPENDIX A: RELATIONSHIP TO KITAEV'S MODEL

We establish the relationship between the tight-binding model (2.1) of electrons coupled to an *s*-wave superconducting order parameter and to a randomly oriented magnetization on the one hand, and Kitaev's model of a spinless *p*-wave chain⁴ on the other hand.

The magnetic moment $\mathbf{B}_n = B_0 \hat{\mathbf{b}}_n$ on the n th nanoparticle has fixed magnitude B_0 and orientation $\hat{\mathbf{b}}_n = (\sin \theta_n \cos \phi_n, \sin \theta_n \sin \phi_n, \cos \theta_n)$. We align the spin basis on each site with $\hat{\mathbf{b}}_n$,

$$\begin{pmatrix} f_{n\uparrow} \\ f_{n\downarrow} \end{pmatrix} = U_n \begin{pmatrix} \tilde{f}_{n\uparrow} \\ \tilde{f}_{n\downarrow} \end{pmatrix}, \quad (\text{A1})$$

$$U_n = \begin{pmatrix} \cos(\theta_n/2) & -\sin(\theta_n/2)e^{-i\phi_n} \\ \sin(\theta_n/2)e^{i\phi_n} & \cos(\theta_n/2) \end{pmatrix}. \quad (\text{A2})$$

The Hamiltonian (2.1) transforms to

$$H = \sum_{n,\alpha\beta} (t_n \Omega_{n,\alpha\beta} \tilde{f}_{n\alpha}^\dagger \tilde{f}_{n+1,\beta} + \text{H.c.}) + \sum_{n,\alpha,\beta} B_0 \sigma_{z,\alpha\beta} \tilde{f}_{n\alpha}^\dagger \tilde{f}_{n\beta} - \mu \sum_{n,\alpha} \tilde{f}_{n\alpha}^\dagger \tilde{f}_{n\alpha} + \sum_n (\Delta_0 \tilde{f}_{n\uparrow}^\dagger \tilde{f}_{n\downarrow}^\dagger + \text{H.c.}). \quad (\text{A3})$$

The unitary matrix $\Omega_n = U_n^\dagger U_{n+1}$ has elements

$$\Omega_n = \begin{pmatrix} \alpha_n & -\beta_n^* \\ \beta_n & \alpha_n^* \end{pmatrix}, \quad (\text{A4a})$$

$$\alpha_n = \cos \frac{\theta_n}{2} \cos \frac{\theta_{n+1}}{2} + \sin \frac{\theta_n}{2} \sin \frac{\theta_{n+1}}{2} e^{-i(\phi_n - \phi_{n+1})}, \quad (\text{A4b})$$

$$\beta_n = -\sin \frac{\theta_n}{2} \cos \frac{\theta_{n+1}}{2} e^{i\phi_n} + \cos \frac{\theta_n}{2} \sin \frac{\theta_{n+1}}{2} e^{i\phi_{n+1}}. \quad (\text{A4c})$$

In the regime $B_0 \simeq |\mu| \gg t_n, \Delta$, only one of the two spin bands lies near the Fermi level. (For definiteness, we take $\mu < 0$, so that the spin-down band is the band near the Fermi level.) The effective low-energy Hamiltonian H_{eff}

has only virtual spin-flip transitions, without any matrix elements between the spin bands. We obtain H_{eff} from H by a canonical transformation $H \mapsto e^{-iS} H e^{iS}$ followed by a projection onto the spin-down band.³²⁻³⁴ The Hermitian operator S is expanded as $S = S_1 + S_2 + \dots$, with S_n of order $t_0^p \Delta_0^q B_0^{-r} \mu^{-s}$ and $p + q = r + s = n$. The term S_n is chosen such that it eliminates the n th order matrix elements between the spin bands.

To first order one has

$$H \mapsto H + [H, iS_1], \quad (\text{A5})$$

$$S_1 = i \sum_n \left[\frac{t_n \beta_n^*}{2B_0} (\tilde{f}_{n+1\uparrow}^\dagger \tilde{f}_{n\downarrow} - \tilde{f}_{n\uparrow}^\dagger \tilde{f}_{n+1\downarrow}) + \frac{\Delta_0}{2\mu} \tilde{f}_{n\downarrow} \tilde{f}_{n\uparrow} - \text{H.c.} \right]. \quad (\text{A6})$$

The resulting effective single-band Hamiltonian is

$$H_{\text{eff}} = - \sum_n \left(B_0 + \mu + \frac{|\beta_n t_n|^2 + |\beta_{n-1} t_{n-1}|^2}{2B_0} \right) \psi_n^\dagger \psi_n + \sum_n \left[t_n \alpha_n^* \psi_n^\dagger \psi_{n+1} + \frac{t_{n+1} \beta_{n+1}^* t_n \beta_n}{2B_0} \psi_n^\dagger \psi_{n+2} + \left(\frac{1}{2B_0} - \frac{1}{2\mu} \right) \Delta_0 t_n \beta_n \psi_n \psi_{n+1} + \text{H.c.} \right], \quad (\text{A7})$$

where we have abbreviated $\psi_n = \tilde{f}_{n\downarrow}$. This is the p -wave chain model of Kitaev,⁴ with the addition of a next-nearest-neighbor hopping term. The pair potential $\propto \Delta_0 t_n \beta_n$ vanishes if the magnetic moments are aligned, because then $\beta_n = 0$.

APPENDIX B: PHASE BOUNDARY IN SELF-CONSISTENT BORN APPROXIMATION

We calculate the phase boundary of the topologically nontrivial phase using the self-consistent Born approximation (SCBA), starting from the Hamiltonian (A3) in the locally rotated spin basis. For simplicity we take site-independent hopping energies t_0 and random, uncorrelated magnetic moments.

On each site n we define four real random variables,

$$\varphi_1(n), \varphi_2(n), \varphi_3(n), \varphi_4(n) = \text{Re } \alpha_n - \frac{4}{9}, \text{Im } \alpha_n, \text{Re } \beta_n, \text{Im } \beta_n, \quad (\text{B1})$$

of zero average and variance,

$$\langle \varphi_j(n) \varphi_{j'}(n') \rangle = \delta_{jj'} \delta_{nn'} \frac{1}{m_j}, \quad (\text{B2})$$

$$(m_1, m_2, m_3, m_4) = \left(\frac{8}{3}, 8, 4, 4 \right). \quad (\text{B3})$$

We neglect higher-order cumulants, approximating the distribution of the $\varphi_j(n)$'s by a Gaussian. (These random variables can be thought of as bosonic fields of mass m_j .)

We work in the Bogoliubov basis $\Psi_n = (\tilde{f}_{n\uparrow}, \tilde{f}_{n\downarrow}, \tilde{f}_{n\downarrow}^\dagger, -\tilde{f}_{n\uparrow}^\dagger)$ and transform variables from site indices $n \in \{1, 2, \dots, N\}$

to dimensionless momenta $k \in (-\pi, \pi)$. Substitution of Eq. (A3) gives

$$H = \sum_k \Psi_k^\dagger H_0(k) \Psi_k + \sum_{j=1}^4 \sum_{k,q} \varphi_j(k-q) \Psi_k^\dagger v_j(k,q) \Psi_q, \quad (\text{B4})$$

$$H_0(k) = \left(\frac{8}{9} t_0 \cos k - \mu \right) \sigma_0 \tau_z + B_0 \sigma_z \tau_0 + \Delta_0 \sigma_0 \tau_x. \quad (\text{B5})$$

We have abbreviated

$$\sum_k \equiv \frac{N}{2\pi} \int_{-\pi}^{\pi} dk. \quad (\text{B6})$$

The interaction vertices are given by

$$v_j(k,q) = \frac{1}{2} t_0 (a_j e^{iq} + a_j^\dagger e^{-ik}), \quad (\text{B7})$$

$$a_1 = \sigma_0 \tau_z, \quad a_2 = i \sigma_z \tau_z, \quad a_3 = -i \sigma_y \tau_z, \quad a_4 = \sigma_x \tau_0. \quad (\text{B8})$$

They satisfy $v_j^\dagger(k,q) = v_j(q,k)$ and the particle-hole symmetry condition

$$\sigma_y \tau_y v_j(k,q) \sigma_y \tau_y = -v_j^*(-k, -q). \quad (\text{B9})$$

The self-energy $\Sigma(k)$ at the Fermi level is given in SCBA by the integral equation

$$\Sigma(k) = - \sum_{j=1}^4 \int_{-\pi}^{\pi} \frac{dq}{2\pi m_j} v_j(k,q) [H_0(q) + \Sigma(q)]^{-1} v_j(q,k). \quad (\text{B10})$$

The effective Hamiltonian

$$H_{\text{SCBA}}(k) = H_0(k) + \Sigma(k) \quad (\text{B11})$$

satisfies the particle-hole symmetry relation

$$\sigma_y \tau_y H_{\text{SCBA}}(k) \sigma_y \tau_y = -H_{\text{SCBA}}^*(-k). \quad (\text{B12})$$

In contrast to the SCBA calculations in Refs. 27 and 35, where the interaction vertices are momentum independent, the randomness of the magnetic moments induces momentum-dependent vertices in Eq. (B4). As a consequence the self-energy $\Sigma(k)$ becomes momentum dependent.

We calculate the topological quantum number \mathcal{Q} from H_{SCBA} by means of Kitaev's Pfaffian formula,⁴

$$\mathcal{Q} = \text{sign} \{ \text{Pf} [\sigma_y \tau_y H_{\text{SCBA}}(0)] \text{Pf} [\sigma_y \tau_y H_{\text{SCBA}}(\pi)] \}. \quad (\text{B13})$$

The particle-hole symmetry relation (B12) ensures that the Pfaffian is calculated of an antisymmetric matrix. In the large- N limit this Hamiltonian expression for the topological quantum number is equivalent to the scattering matrix expression (3.9).²²

The 4×4 self-energy matrix can be decomposed in terms of 16 combinations of Pauli matrices $\sigma_\alpha \tau_\beta$,

$$\Sigma(k) = \Sigma_1(k)\sigma_0\tau_z + \Sigma_2(k)\sigma_z\tau_0 + \Sigma_3(k)\sigma_0\tau_x + \dots \quad (\text{B14})$$

At $k = 0, \pi$ only the terms shown are nonzero. These three terms appear in $H_{\text{SCBA}}(k)$ as a renormalization of the energy scales

$$\begin{aligned} \tilde{\mu}(k) &= \mu - \Sigma_1(k), \quad \tilde{B}(k) = B_0 + \Sigma_2(k), \\ \tilde{\Delta}(k) &= \Delta_0 + \Sigma_3(k). \end{aligned} \quad (\text{B15})$$

Substitution into Eq. (B13) gives the topological quantum number

$$\mathcal{Q} = \text{sgn} \{ [\tilde{B}(0)^2 - \tilde{\varepsilon}(0)^2 - \tilde{\Delta}(0)^2] \times [\tilde{B}(\pi)^2 - \tilde{\varepsilon}(\pi)^2 - \tilde{\Delta}(\pi)^2] \}, \quad (\text{B16})$$

$$\tilde{\varepsilon}(k) = \frac{8}{9}t_0 \cos k - \tilde{\mu}(k). \quad (\text{B17})$$

The phase boundary where \mathcal{Q} changes sign is indicated in Fig. 3 (top panel). This calculation contains no adjustable parameters.

-
- ¹F. Wilczek, *Nat. Phys.* **5**, 614 (2009).
²M. Franz, *Physics* **3**, 24 (2010).
³R. F. Service, *Science* **332**, 193 (2011).
⁴A. Yu. Kitaev, *Phys. Usp.* **44**, 131 (2001).
⁵A. C. Potter and P. A. Lee, *Phys. Rev. B* **83**, 184520 (2011).
⁶R. M. Lutchyn, J. D. Sau, and S. Das Sarma, *Phys. Rev. Lett.* **105**, 077001 (2010).
⁷Y. Oreg, G. Refael, and F. von Oppen, *Phys. Rev. Lett.* **105**, 177002 (2010).
⁸L. Fu and C. L. Kane, *Phys. Rev. Lett.* **100**, 096407 (2008).
⁹P. A. Lee, e-print [arXiv:0907.2681](https://arxiv.org/abs/0907.2681) (to be published).
¹⁰A. C. Potter and P. A. Lee, *Phys. Rev. Lett.* **105**, 227003 (2010).
¹¹M. Duckheim and P. W. Brouwer, *Phys. Rev. B* **83**, 054513 (2011).
¹²S. B. Chung, H.-J. Zhang, X.-L. Qi, and S.-C. Zhang, *Phys. Rev. B* **84**, 060510 (2011).
¹³H. Weng, G. Xu, H. Zhang, S.-C. Zhang, X. Dai, and Z. Fang, *Phys. Rev. B* **84**, 060408(R) (2011).
¹⁴A. Cook and M. Franz, e-print [arXiv:1105.1787](https://arxiv.org/abs/1105.1787) (to be published).
¹⁵N. Goldman, I. Satija, P. Nikolic, A. Bermudez, M. A. Martin-Delgado, M. Lewenstein, and I. B. Spielman, *Phys. Rev. Lett.* **105**, 255302 (2010).
¹⁶J. D. Sau, R. Sensarma, S. Powell, I. B. Spielman, and S. Das Sarma, *Phys. Rev. B* **83**, 140510(R) (2011).
¹⁷J. I. Martin, M. Velez, J. Nogues, and I. K. Schuller, *Phys. Rev. Lett.* **79**, 1929 (1997).
¹⁸L. Yu, *Acta Phys. Sin.* **21**, 75 (1965).
¹⁹H. Shiba, *Prog. Theor. Phys.* **40**, 435 (1968).
²⁰A. I. Rusinov, *Sov. Phys. JETP* **29**, 1101 (1969).
²¹J. N. Kupferschmidt and P. W. Brouwer, *Phys. Rev. B* **83**, 014512 (2011).
²²A. R. Akhmerov, J. P. Dahlhaus, F. Hassler, M. Wimmer, and C. W. J. Beenakker, *Phys. Rev. Lett.* **106**, 057001 (2011).
²³S. Ryu, A. Schnyder, A. Furusaki, and A. Ludwig, *New J. Phys.* **12**, 065010 (2010).
²⁴I. C. Fulga, F. Hassler, A. R. Akhmerov, and C. W. J. Beenakker, *Phys. Rev. B* **83**, 155429 (2011).
²⁵The multiplication of transfer matrices is numerically unstable. We stabilize it using the method described in I. Snyman, J. Tworzydło, and C. W. J. Beenakker, *Phys. Rev. B* **78**, 045118 (2008).
²⁶F. Merz and J. T. Chalker, *Phys. Rev. B* **65**, 054425 (2002).
²⁷C. W. Groth, M. Wimmer, A. R. Akhmerov, J. Tworzydło, and C. W. J. Beenakker, *Phys. Rev. Lett.* **103**, 196805 (2009).
²⁸A.-H. Lu, E. L. Salabas, and F. Schüth, *Angew. Chem. Int. Ed.* **46**, 1222 (2007).
²⁹V. S. Stepanyuk, A. N. Baranov, W. Hergert, and P. Bruno, *Phys. Rev. B* **68**, 205422 (2003).
³⁰K. C. Beverly, J. F. Sampaio, and J. R. Heath, *J. Phys. Chem. B* **106**, 2131 (2002).
³¹S. H. Ji, T. Zhang, Y. S. Fu, X. Chen, X. C. Ma, J. Li, W. H. Duan, J. F. Jia, and Q. K. Xue, *Phys. Rev. Lett.* **100**, 226801 (2008).
³²L. L. Foldy and S. A. Wouthuysen, *Phys. Rev.* **78**, 29 (1950).
³³J. R. Schrieffer and P. A. Wolff, *Phys. Rev.* **149**, 491 (1966).
³⁴A. L. Chernyshev, D. Galanakis, P. Phillips, A. V. Rozhkov, and A.-M. S. Tremblay, *Phys. Rev. B* **70**, 235111 (2004).
³⁵A. Yamakage, K. Nomura, K. I. Imura, and Y. Kuramoto, *J. Phys. Soc. Jpn.* **80**, 053703 (2011).