



Universiteit
Leiden
The Netherlands

Do altmetrics promote Open Access? An exploratory analysis on altmetric differences between types of access in the field of Physics

Robinson-Garcia, N.; Arroyo-Machado, W.; Moed, H.F.; Torres-Salinas, D.

Citation


Robinson-Garcia, N., Arroyo-Machado, W., Moed, H. F., & Torres-Salinas, D. (2018). Do altmetrics promote Open Access? An exploratory analysis on altmetric differences between types of access in the field of Physics. *Sti 2018 Conference Proceedings*, 898-903.
Retrieved from <https://hdl.handle.net/1887/65221>

Version: Not Applicable (or Unknown)

License: [Leiden University Non-exclusive license](#)

Downloaded from: <https://hdl.handle.net/1887/65221>

Note: To cite this publication please use the final published version (if applicable).



STI 2018 Leiden

*23rd International Conference on Science and Technology Indicators
"Science, Technology and Innovation Indicators in Transition"*

STI 2018 Conference Proceedings

Proceedings of the 23rd International Conference on Science and Technology Indicators

All papers published in this conference proceedings have been peer reviewed through a peer review process administered by the proceedings Editors. Reviews were conducted by expert referees to the professional and scientific standards expected of a conference proceedings.

Chair of the Conference

Paul Wouters

Scientific Editors

Rodrigo Costas
Thomas Franssen
Alfredo Yegros-Yegros

Layout

Andrea Reyes Elizondo
Suze van der Luijt-Jansen

The articles of this collection can be accessed at <https://hdl.handle.net/1887/64521>

ISBN: 978-90-9031204-0

© of the text: the authors

© 2018 Centre for Science and Technology Studies (CWTS), Leiden University, The Netherlands



This ARTICLE is licensed under a Creative Commons Attribution-NonCommercial-NoDerivatives 4.0 International License

Do altmetrics promote Open Access? An exploratory analysis on altmetric differences between types of access in the field of Physics¹

Nicolas Robinson-Garcia*, Wenceslao Arroyo-Machado**, Henk F. Moed*** and Daniel Torres-Salinas****

* elrobinster@gmail.com

School of Public Policy, Georgia Institute of Technology, Atlanta GA (United States)

** wences91@gmail.com

MediaLab UGR, Universidad de Granada, Granada (Spain)

*** hf.moed@gmail.com

Visiting Scholar, Universidad de Granada, Granada (Spain)

**** torressalinas@gmail.com

Vicerrectorado de Investigación y Transferencia (EC3metrics SL & MediaLab UGR), Universidad de Granada, Granada (Spain)

Introduction

The promotion of Open Science needs new metrics that encourage openness in scientific practices, and can help institutions to monitor it (Wilsdon et al., 2017). These metrics should abide the principles of RRI, in that they should not exacerbate problems of research quality, integrity and reproducibility (Sarewitz, 2016). Furthermore, they should cover the complete research cycle from data collection to public dissemination (European Commission, 2016). For this purpose, in 2017, the European Commission (EC) created an Expert Group with the task of informing the commission on the possibility of including altmetric indicators as potential metrics that could foster and monitor open science advancements (Wilsdon et al., 2017). Since their inception in 2010, altmetrics have raised great interest. Originally conceived as a myriad of metrics, "great for measuring impact in this diverse scholarly ecosystem" (Priem, Taraborelli, Groth, & Neylon, 2010), it was soon suggested that they could be capturing 'broader forms of impact' of research (Bornmann, 2014).

These propositions have been questioned in several occasions (Robinson-Garcia, Costas, Isett, Melkers, & Hicks, 2017; Sugimoto, Work, Larivière, & Haustein, 2017). However, regardless of the societal impact debate, altmetric indicators result from ongoing changes in the scholarly communication and production system, and as such, it is worth considering their capacity to reflect these changes. In fact, more nuanced methods are being suggested and a deeper understanding on what altmetrics signal is being gained (Costas, van Honk, Zahedi, & Calero-Medina, 2016; Haustein, Bowman, & Costas, 2016; Robinson-Garcia, van Leeuwen, & Rafols, 2018; Vainio & Holmberg, 2017).

¹ This work was supported by the Visiting Scholars programme from the University of Granada

According to [Moed \(2016\)](#), three drivers have motivated the emergence of altmetrics: 1) increasing awareness on the multidimensionality of research performance, 2) changes in the scientific communication system due to computational advancements, and 3) the emergence of the Open Science movement. The latter explains partly the EC's interest on incorporating altmetrics as Open Science metrics. Still the Expert Group's report was inconclusive in its recommendations ([Wilsdon et al., 2017](#)). While it acknowledged the potential of altmetrics as well as its many limitations, it failed to show how these metrics can help to foster Open Science as conceived by the EC. The current paper analyses differences in altmetric scores between Green OA publications, Gold OA publications and non OA publications. The goal of the paper is to empirically study whether altmetric indicators reinforce Open Access practices regardless of the type of OA (green or gold). Here we report a preliminary analysis based on two Physics journals.

Data and methods

We selected two journals from the field of Physics: Physical Review B (PRB) and Physical Review X (PRX). PRB is a historical journal in the field of condensed matter physics. It is a non-OA journal, although it includes an APC option for those interested. PRX was launched in 2011 as full open journal, covering all areas of physics. Since late 2017, Web of Science includes information on OA documents and distinctions between gold and green OA ([Clarivate Analytics, 2017](#)). This is due to an agreement made with ImpactStory to incorporate the Unpaywall database, which tracks OA publications ([Piwowar et al., 2017](#)). While this accounts to a large share of OA documents, it does ignore other freely available documents such as those known as bronze OA (that is, free-to-read but without an explicit OA license), which accounts to almost 25% of all freely available documents worldwide ([Martín-Martín, Costas, van Leeuwen, & López-Cózar, 2018](#)).

Table 1. Distribution of documents by type of access and coverage in Altmetric.com

	Total	Altmetric.com	
Gold	1,326	1,164	87.8%
Green	4,464	2,001	44.8%
Non-OA	34,254	11,173	32.6%
Total	40,044	14,338	35.8%

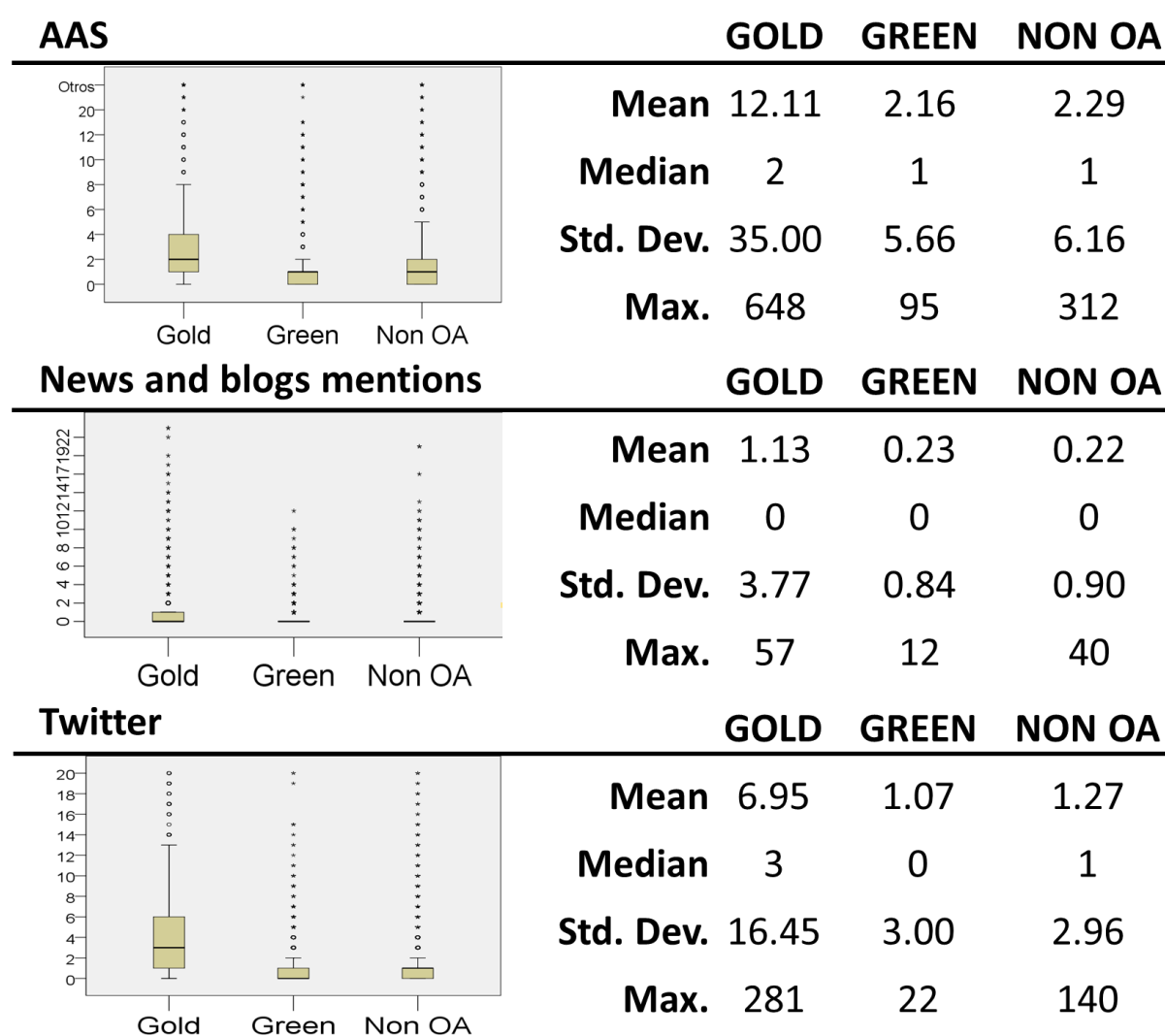
We retrieved all documents published by these two journals since 2011. Our total sample account to a total of 40,044 documents. We retrieved altmetric indicators associated to these publications using the Altmetric.com database ([Robinson-García, Torres-Salinas, Zahedi, & Costas, 2014](#)). This was done on March 2018. This database included a total of 14,338 documents from our set. Table 1 shows coverage rates of Altmetric.com.

Based on those documents included in Altmetric.com, we descriptively analyzed the following altmetric indicators to explore if there were significant differences on the number of mentions received by each group of documents: Twitter mentions, news media and blog mentions and the Altmetric Attention Score (AAS). Although we acknowledge the many limitations of this composite index ([Gumpenberger, Glänzel, & Gorraiz, 2016](#)), we included it as a means to explore overall mentions to papers.

Results

Altmetric scores follow a skewed distribution, as is common in the field of bibliometrics. In the case of altmetrics, this skeweness is even more evident due to the large number of zeros in the distribution. Figure 1 shows descriptive indicators for AAS, news and blog mentions and Twitter mentions to our set of documents disaggregated by type of access. As observed, in the three cases, gold OA documents tend to receive a larger number of mentions than green and non-OA documents do. In fact, differences seem to be evident between gold OA and the other two groups, but not between green OA and non-OA documents.

Figure 1. Distribution of AAS, news mentions and Twitter mentions by document by type of access



These differences are even more evident when focusing on the top 1% of papers with the highest share of altmetric mentions. Although gold OA documents represent 8% of the total number of documents from the two journals under analysis indexed in Altmetric.com; within the top 1% highly altmetric papers, 65% are gold OA according to their AAS, 59% are based on news and blog mentions, and 70% on number of tweets (see figure 2). While the smallest

group is the green OA one, differences are even more significant for non-OA, considering that 77% of the papers in Altmetric.com belonged to this group.

Figure 2. Number of top 1% papers with the highest AAS by type of access

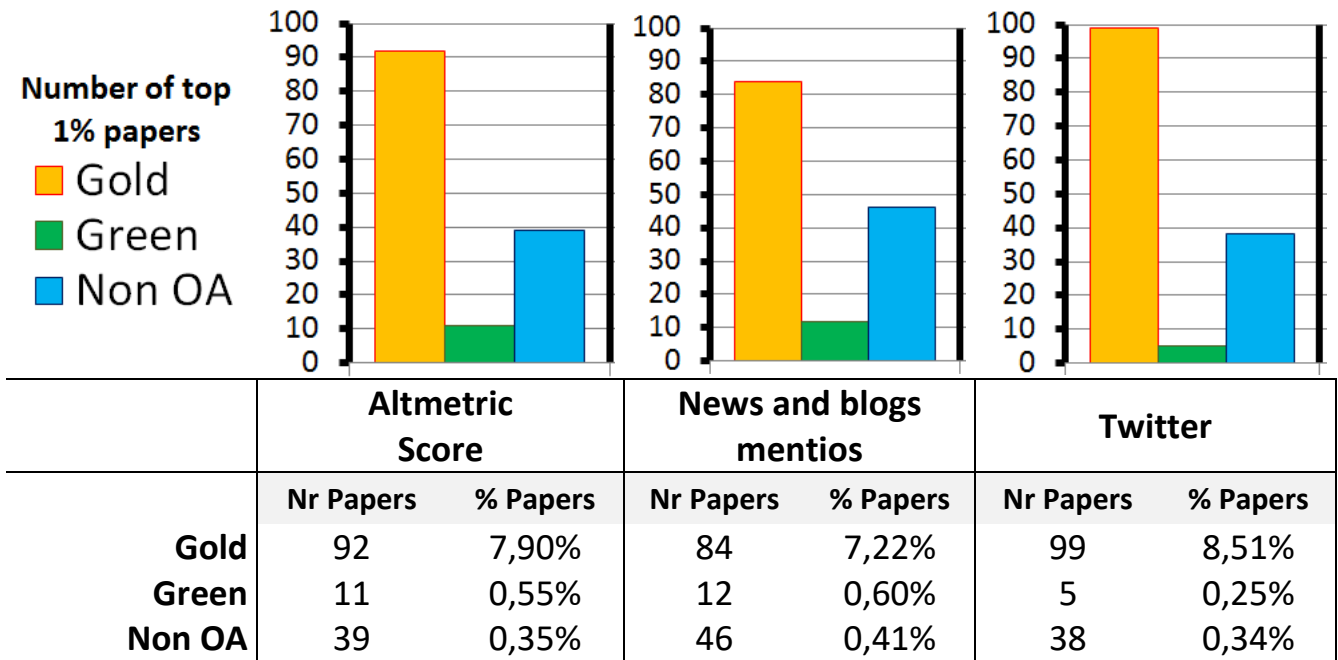
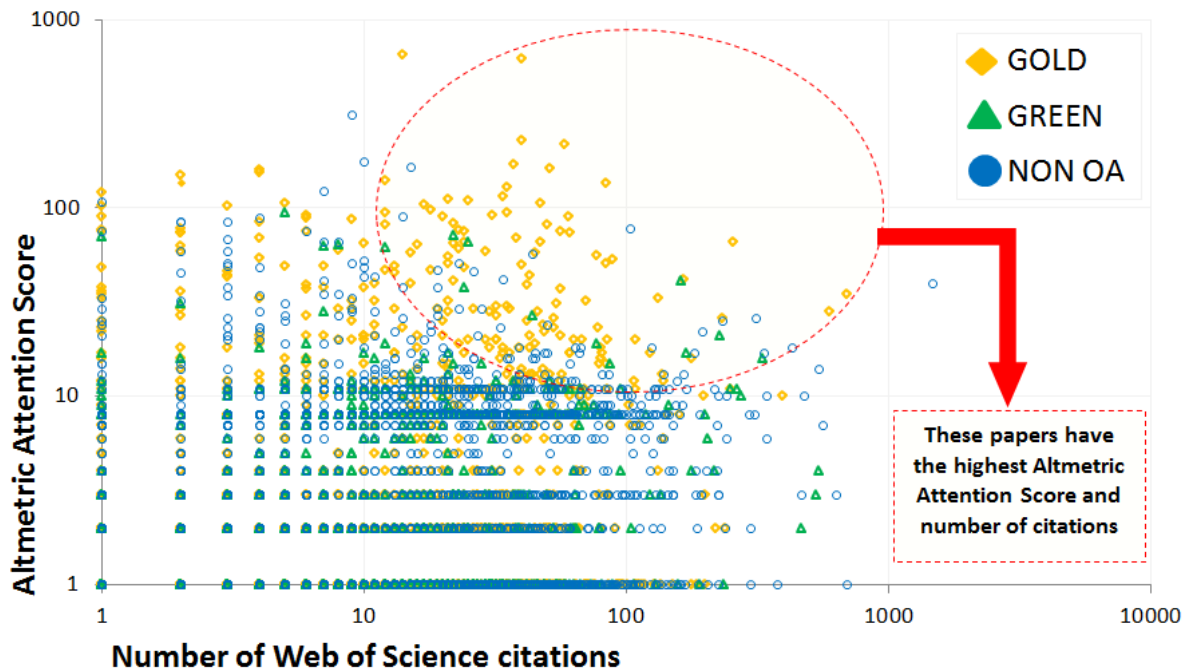


Figure 3. Scatterplot of papers based on the AAS (y-axis) and number of citations (x-axis) and type of access.



In figure 3 we try to put into perspective these differences by type of access to see if these are derived from the citation impact generated by the papers belonging to these groups. We plot the number of citations by document against its AAS. Still, there is no clear relation between citations and the AAS, as has been observed in other altmetric studies (Costas, Zahedi, &

Wouters, 2015; Thelwall, Haustein, Larivière, & Sugimoto, 2013). Again, we observe that gold OA documents receive higher AAS scores than the other two groups of documents.

Discussion and concluding remarks

This paper analyses altmetric differences by type of access to documents. We distinguish between three types of access to the document: green OA, gold OA and non-OA. Here we report a preliminary analysis based on two journals from Physics. We use this descriptive analysis as a proof-of-concept before expanding our study to other fields and introducing more advanced statistical methods. Our results show that gold OA documents are best covered in Altmetric.com and receive higher mentions than documents with other types of access. This is especially troublesome in the case of green OA, as it reflects that altmetric indicators do promote a very specific type of access closely linked with the publishing industry (Torres-Salinas, Robinson-García, & Moed, 2018). Furthermore, it has negative implications for the effectiveness of institutional policies promoting green OA through the creation of repositories and OA infrastructure.

This paper does not intend to delve into the reasons behind these differences, but to be a first step. Further research will require the implementation of a large-scale study in which other types of access and documents (i.e., not published pre-prints) could be included, as well as other scientific fields covered.

References

- Bornmann, L. (2014). Do altmetrics point to the broader impact of research? An overview of benefits and disadvantages of altmetrics. *Journal of Informetrics*, 8(4), 895–903. <https://doi.org/10.1016/j.joi.2014.09.005>
- Clarivate Analytics. (2017). *Easier discovery of trusted Open Access*. Retrieved from https://clarivate.com/wp-content/uploads/2017/10/Clarivate-OA-Impact-Story_Intro-sheet.pdf
- Costas, R., van Honk, J., Zahedi, Z., & Calero-Medina, C. (2016). Discussing practical applications for altmetrics: Social media profiles for African, European and North American publications. Presented at the 3:AM Conference, Bucharest. <https://doi.org/10.6084/m9.figshare.3980145.v1>
- Costas, R., Zahedi, Z., & Wouters, P. (2015). Do “altmetrics” correlate with citations? Extensive comparison of altmetric indicators with citations from a multidisciplinary perspective. *Journal of the Association for Information Science and Technology*, 66(10), 2003–2019.
- European Commission. (2016). *Open innovation, open science, open to the world: A vision for Europe*. Retrieved from <http://doi.org/10.2777/061652>
- Gumpenberger, C., Glänzel, W., & Gorraiz, J. (2016). The ecstasy and the agony of the altmetric score. *Scientometrics*, 108(2), 977–982. <https://doi.org/10.1007/s11192-016-1991-5>
- Haustein, S., Bowman, T. D., & Costas, R. (2016). Interpreting ‘altmetrics’: viewing acts on social media through the lens of citation and social theories. In C. R. Sugimoto (Ed.), *Theories of Informetrics and Scholarly Communication* (pp. 372–406). De Gruyter. Retrieved from <http://arxiv.org/abs/1502.05701>
- Martín-Martín, A., Costas, R., van Leeuwen, T., & López-Cózar, E. D. (2018). Evidence of Open Access of scientific publications in Google Scholar: a large-scale analysis. *ArXiv Preprint ArXiv:1803.06161*.

- Moed, H. F. (2016). Altmetrics as traces of the computerization of the research process. In C. R. Sugimoto (Ed.), *Theories of Informetrics and Scholarly Communication* (pp. 360–371). Berlin: De Gruyter. Retrieved from <http://arxiv.org/abs/1510.05131>
- Piwowar, H., Priem, J., Larivière, V., Alperin, J. P., Matthias, L., Norlander, B., ... Haustein, S. (2017). *The State of OA: A large-scale analysis of the prevalence and impact of Open Access articles* (No. e3119v1). PeerJ Preprints. <https://doi.org/10.7287/peerj.preprints.3119v1>
- Priem, J., Taraborelli, P., Groth, C., & Neylon, C. (2010, October 26). altmetrics: a manifesto – altmetrics.org. Retrieved 13 February 2014, from <http://altmetrics.org/manifesto/>
- Robinson-Garcia, N., Costas, R., Isett, K., Melkers, J., & Hicks, D. (2017). The unbearable emptiness of tweeting—About journal articles. *PLOS ONE*, *12*(8), e0183551. <https://doi.org/10.1371/journal.pone.0183551>
- Robinson-García, N., Torres-Salinas, D., Zahedi, Z., & Costas, R. (2014). New data, new possibilities: exploring the insides of Altmetric. com. *El Profesional de La Información*, *23*(4), 359–366.
- Robinson-Garcia, N., van Leeuwen, T. N., & Rafols, I. (2018). Using Almetrics for Contextualised Mapping of Societal Impact: From Hits to Networks. *Science and Public Policy*. <https://doi.org/10.1093/scipol/scy024>
- Sarewitz, D. (2016). The pressure to publish pushes down quality. *Nature News*, *533*(7602), 147. <https://doi.org/10.1038/533147a>
- Sugimoto, C. R., Work, S., Larivière, V., & Haustein, S. (2017). Scholarly use of social media and altmetrics: A review of the literature. *Journal of the Association for Information Science and Technology*, *68*(9), 2037–2062. <https://doi.org/10.1002/asi.23833>
- Thelwall, M., Haustein, S., Larivière, V., & Sugimoto, C. R. (2013). Do Altmetrics Work? Twitter and Ten Other Social Web Services. *PLoS ONE*, *8*(5), e64841. <https://doi.org/10.1371/journal.pone.0064841>
- Torres-Salinas, D., Robinson-Garcia, N., & Moed, H. F. (2018). Disentangling Gold Open Access. In W. Glänzel, H. F. Moed, U. Schmoch, & M. Thelwall (Eds.), *Handbook of Science and Technology Indicators*. Cham: Springer.
- Vainio, J., & Holmberg, K. (2017). Highly tweeted science articles: who tweets them? An analysis of Twitter user profile descriptions. *Scientometrics*, 1–22. <https://doi.org/10.1007/s11192-017-2368-0>
- Wilsdon, J., Bar-Ilan, J., Frodeman, R., Lex, E., Peters, I., & Wouters, P. (2017). *Next-generation metrics. Responsible metrics and evaluation for open science*. Directorate-General for Research and Innovation (European Commission). Retrieved from <http://doi.org/10.2777/337729>