

Astron. Astrophys. Suppl. Ser. 79, 105-145 (1989)

Infrared observations of the Magellanic Clouds. II. The Large Magellanic Cloud

P. B. W. Schwering (*)

Sterrewacht Leiden, Huygens Laboratorium, Niels Bohrweg 2, Postbus 9513, NL-2300 RA Leiden, The Netherlands

Received November 20, 1987, accepted February 28, 1989

Summary. — Results of IRAS pointed observations in four infrared wavelength bands (12, 25, 60 and 100 μm) on the Large Magellanic Cloud are presented. Maps are shown with orthogonal scan directions and a source list containing 1823 infrared sources is extracted from the data. Comparison with the IRAS Point Source Catalog (PSC) shows that twenty-eight entries in this catalogue are spurious. We confirm all 49 entries in the IRAS Small Scale Structure Catalog (SSS) in the LMC: We found 802 new infrared sources, not included in either the PSC or in the SSS. Our LMC infrared source list and the infrared maps are compared to other object lists. We identified 57 SAO stars, three LMC globular clusters and detected infrared emission from the direction of thirteen planetary nebulae. We detected infrared emission from four Radcliffe LMC-stars and five out of ten small size supernova remnants. In general there is a good correlation of infrared emission with the distribution of HII regions and dark clouds. A list of sources and comparison results from infrared maps of seven additional fields at the Northern and Western edges of the LMC are presented in an Appendix.

Key words: infrared radiation, stars : formation of, HII — regions, galaxies : Magellanic clouds.

1. Introduction.

The Magellanic Clouds are the closest galaxies in the Local Group (Humphreys, 1984). They are our first extragalactic beacon and hence are important for a variety of studies related to galactic structure and to global properties of much more distant galaxies. For this reason it is important to relate their detailed characteristics to their global properties.

A summary of infrared surveys on the Magellanic Clouds has been given by Schwering and Israel (1989a; hereafter Paper I). These surveys are supplemented by data obtained from the IRAS satellite; however, the published official IRAS data (IRAS, 1985a) have two weaknesses: in confused areas such as the Magellanic Clouds the point source data are not completely reliable, and the 16 \times 5 extended emission infrared maps have a resolution of only 4' – 6'.

In Paper I we presented infrared maps and an infrared source list for the Small Magellanic Cloud (SMC). In this paper we continue with the Large Magellanic Cloud (LMC). Thus we present maps at the full IRAS resolution (ranging from 1'1 at 12 μm to 4'3 at 100 μm) as well as a list of all sources identifiable in these maps. Some results of preliminary analysis were given by Schwering (1985, 1987).

2. Observations and data reduction.

The observations presented in this paper were obtained with the IRAS satellite as part of the AO program carried out with the IRAS survey array. A full description of the instrument array, the survey and data processing can be found in the IRAS Explanatory Supplement (IRAS, 1985a). A description of the AO program and a list of all rasterscan AOs observed by the IRAS satellite of many different objects are given in "A User's Guide to IRAS Pointed Observation Products" (IRAS, 1986).

There is a variety of pointed observations on the LMC (see Israel and Schwering, 1986), but Deep Sky Mapping (DPM) observations are the only ones covering the entire LMC in a regular manner and are therefore suited for a study of the whole LMC. The maps presented here are thus based on the DPM observations alone (see also Paper I). The DPM observations were made in the months of June/July and September/October 1983, and are summarized in table I. For a description of the DPM observing mode see paper I.

As in the case of the LMC, two separate sets of DPM observations were made with almost orthogonal scanning directions: approximately EW and NS. This was possible because the LMC is close to the South Ecliptic Pole (β_{LMC}

(*) *Present address:* Infrared Group, Physics and Acoustics Division, TNO Physics and Electronics Laboratory, P.O. Box 96864, 2509 JG Den Haag, The Netherlands.

Send offprint requests to: P. B. W. Schwering.

= -86°), so that observations obtained three months apart yielded the required orthogonal scanning directions. Due to the rectangular form of the IRAS survey detectors (largest size in the cross-scan direction) the resolution is highest in the scan direction (time-resolution), so that these two sets of data supply us with maximum resolution in both directions. In June and July the LMC was scanned EW (average position angle of the scan direction 90° ; observations set 1 EW in table I) in a double coverage. In September and October (three months later) the LMC was scanned NS (185° ; set 2 NS) with double coverage. Because of the large size of the LMC compared to the area covered by a single DPM observation every LMC-coverage consists of sixteen differently pointed observations. Another observation was made in June/July and three more in September/October which were processed and later deleted for reasons of uniformity.

The reduction of the AOs was done in two stages and is explained in paper I. We obtained 68 individual DPM grids on the LMC (see Tab. I). To get identical coverage of each area of the LMC, four grids were left out. The remaining 64 grids then were used to obtain two combined map sets (in four wavelength bands) of the whole LMC (each map covers an area of 8.5×8.5 with a grid spacing of 0.50×2.0 ; the two map sets that have their scan direction in constant Right Ascension are denoted by NS and the maps set with scan direction in constant Declination by EW; table I also shows which grid numbers were combined into each map set).

As the LMC is positioned near the South Ecliptic Pole there is little variation in the Zodiacal light emission over the maps. The galactic latitude of the LMC is -33° . At the 60 and 100 μm wavelengths the Galactic foreground cirrus creates more of a problem than the Zodiacal foreground, because it has a lower colour temperature. In paper I we have shown a 100 μm map of the Magellanic Clouds and their surroundings (Fig. 1 therein). From that figure it is clear that, even at this relatively high galactic latitude, the Galactic infrared foreground in the direction of the LMC is complex. As was discussed by Israel and Schwering (1986) and by McGee *et al.* (1986) prominent infrared filaments are associated with Galactic neutral hydrogen, leading to complications in the foreground removal. The large scale, relatively smooth foreground was removed by fitting a plane to map areas considered to be free of LMC emission. Our zero-level correction removes most of the foreground emission but assumes a planar shape, which is only a first order approximation to the actual foreground. Hence, some small-scale structure not belonging to the LMC and discrete non-LMC sources will be left. In Section 3 we describe the uncertainties that are left in the map. The final calibration is explained further in paper I.

3. The maps of infrared radiation.

Figures 1 and 2 show the IRAS DPM maps of the whole LMC field. In these figures we indicate the boundaries of the coverages of the IRAS DPM observations. These

figures show detailed contour/grey scale representations of both DPM-maps at full IRAS resolution. We show both the NS and EW sets because the resolution in the scan direction is higher than the cross-scan resolution; thus, the two (NS and EW) sets are complementary in terms of resolution. There is less diffuse emission present in the 12 and 25 μm maps than in the other wavelength bands; this is similar to the situation in the SMC. In these maps the contrast between small, discrete sources and the diffuse more extended emission is much higher than at 60 or 100 μm . All maps shown in this paper are given in in-band intensities (see also Paper I).

The estimated uncertainties in the DPM maps are given in table II. There are only minor differences in quality of the two different sets of maps. The median noise (in MJy/sr) in the maps increases in the 60 and 100 μm wavelength bands due to the increased extended emission of the LMC itself. The zero-level is also less well defined in those bands due to the complicated foreground emission. The sensitivity is based on reliable point sources that could be extracted from the maps and is roughly identical to the IRAS PSC sensitivity limit. The area of map set 1 (EW scanning), between the Greater 30 Doradus Region and the Bar, are influenced by a bad scan area (at the SE end of the Bar). This area has a relatively high degree of damage at 12 and 25 μm and has enhanced noise at 60 and 100 μm . Map set 1 also contains some radiation hits.

There are some differences in the data quality of these maps with the quality of the SMC map data. The higher median noise at 60 and especially at 100 μm in these maps is caused by the extended emission of the LMC. The zero-level is less accurate by a factor of ten at 60 and 100 μm due to the (uncertain) Galactic foreground; also at 25 μm there is a larger uncertainty. The stripe-uncertainty level is roughly five times higher than in the SMC. The infrared extended emission of the LMC, which fills a large fraction of the maps, makes the determination of these map uncertainties less reliable than for the maps of the SMC.

Maps in sixteen fields on the LMC are given by Schwering and Israel (1989b) and are available in digital form at the Centre Données Stellaires (Astronomical Data Centre CDS) in Strasbourg, France. Maps that represent the infrared emission from the Northern and Western-edges of the LMC have been analysed in appendix A.

4. The Infrared Source List in the LMC.

We searched the two sets of maps shown in figures 1 and 2 (and of Schwering and Israel, 1989b) for discrete sources down to intensity levels of 5, 2, 1 and 0.5×10^{-8} Watt m^{-2} sr^{-1} at 12, 25, 60 and 100 μm (respectively 4, 4, 3 and 1 times the median noise level in the maps). Intensity peaks, backgrounds and source sizes were estimated and used to obtain flux densities. The diffuse LMC infrared emission is also interpreted as background, whenever it was close to the source. A size estimate was obtained using the nominal

gaussian resolutions in the different bands. All wavelength bands and both different map sets were searched separately. In a single wavelength band flux densities are about equal in the two maps, especially in unconfused regions (deviation of about 20 %). The data were then merged. The IRAS PSC positions are quoted whenever an unambiguous identification was made. The source list is presented in table III. We recommend the use of the following names for sources in the list : LI-LMC (Leiden IRAS-LMC).

The LMC source list contains the same information as the SMC source list of paper I (Tab. IV therein ; see description). Our LMC source list contains 1823 entries. 1011 correspond to IRAS PSC sources, or can be identified with PSC sources with slight ($< 3'$) positional differences. Twenty-eight PSC sources could not be identified on the DPM maps. These spurious sources are listed in table IV. The reason for most sources is confusion with close neighbours or with the extended emission. The source (spectral) types (as defined in Paper I) in our list and in the PSC agree quite well. The source list contains 1095 (60 %) sources with a C-type spectrum (cool dust spectrum), 475 (26 %) sources with a W-type (warm dust spectrum) and 253 (14 %) with a S-type spectrum (stellar spectrum). Frequently, our procedure yields flux determinations where the PSC only gives upper limits, especially at 60 and 100 μm .

All 49 entries in the IRAS Small Scale Structure Catalog (IRAS SSS ; IRAS, 1985b) that fall within the boundaries of the DPM fields were detected. Two of them (IRAS X0447-672 and X0509-685) are associated with more than one of our sources (both with one PSC and one non-PSC source). Forty-one SSS sources have an association with an entry from the PSC catalogue ; these must be sources with unresolved and extended components. There are 802 new infrared sources in this source list, not included in the PSC nor in the SSS. The IRAS High Source Density Bin data (IRAS, 1985a) show high source densities at 100 μm in the whole LMC ; at 60 and 100 μm over the face of the LMC ; 25, 60 and 100 μm in the Bar and the 30 Doradus region ; and at all four wavelength bands in the 30 Doradus region. In these confused and high source density regions in the sky the IRAS PSC is constructed with the primary aim to be reliable, even when it means less complete. The majority of these new sources are likely to be point sources, and clearly show the incompleteness of the IRAS PSC in confused areas. The positional uncertainties of these sources are about the same as the uncertainties described in Paper I.

5. Identification of Sources.

5.1 STARS IN THE DPM FIELDS.

5.1.1 Comparison with foreground stars. — We have compared the Smithsonian Astrophysical Observatory Star Catalog (1966, henceforth the SAO Catalog) with our source database. For the comparison we used maps obtained by averaging the two map sets with orthogonal scan directions, resulting in a somewhat higher signal-to-noise ratio and the special form of the point spread

function makes point sources easier to recognize. On the SAO positions we have searched the maps deeper (to 10^{-8} Watt m^{-2} sr^{-1}) than for the infrared source list (Tab. III). Detection of infrared emission on the known optical position depends on local noise and background (on these maps often three times less than the median noise given in Tab. II).

The area of the LMC covered by the DPM maps contains 163 SAO stars. We detect 57 of these (with good detection quality at 12 μm) and we have possible detections of 43 (with medium or poor detection quality). The remaining 63 stars are below the local map sensitivity limits. In table Va, similar to table V in Paper I, we give the results of the comparison. Nine stars show possible 60 or 100 μm emission, these are confused with HII regions. The detection statistics for the different stellar spectral types is given in table Vb. There is no clear correlation between detection and visible magnitude in the whole SAO sample. Except for G-type stars the visual detection limits are very similar to the ones found for the SMC foreground stars. These limits indicate that for the same infrared sensitivity later type stars are observed to lower visual magnitudes, as could be expected from their colours. Stars that have 25 μm emission also have 12 μm emission. Most of these SAO stars are probably Galactic foreground stars (but e.g. SAO 249329 corresponds to 30 Doradus).

Two infrared sources are associated to Variable Stars (Kukarkin *et al.*, 1969, 1970, 1971) : LI-LMC 324 (RX Dor) and 1811 (RU Men, no LMC-member) ; three infrared sources related to Suspected Variable Stars (Kukarkin *et al.*, 1981) are : LI-LMC 130 (01777 ; MO star ; also SAO 249138), 1748 (02693, B6 ; also SAO 249368), 1820 (02830, M3) ; infrared source LI-LMC 1077 is associated to Cool Carbon Star 363 (Stephenson, 1973). A search through the AFGL Catalog (Price and Walker, 1976) has given us another foreground star identification : HV 884 (Feast *et al.*, 1980) corresponds to the S-type infrared source LI-LMC 324.

5.1.2 Comparison with Radcliffe LMC-stars. — We also searched for emission from verified LMC stars (Feast *et al.*, 1960) and we detected emission in the direction of several. The Feast LMC stars are on average fainter than SAO stars by 3 or 4 magnitudes (the brightest, with the exception of the 30 Doradus core, being R 76 with $m_V = 9.11$). Details are given in table VI. In most cases there is confusion with HII regions.

Some Radcliffe stars show clear infrared emission : R 126, is the only star with a S-type infrared spectrum, may be showing emission from the star itself or more likely an infrared excess ; two stars, R 66 and R 71 show emission from a warm dust shell (see Stahl *et al.*, 1983 ; Wolf and Zickgraf, 1986). The brightest LMC member, R 76 also shows 25 and 60 μm emission indicating dust shell emission (like Glass, 1984 ; no 12 μm emission was detected from this star). Nineteen other Radcliffe stars show some possible emission. Stars R 93, 94 and 95 are within 0.5 of each other,

and form an extension on the infrared maps at 12 and 25 μm to HII region N 43. R 94 is the brightest LMC member in JHKL (Glass, 1984) and was not detected by Glass at 10 μm .

Because these stars are the brightest LMC stars we did not continue to look for emission from other LMC-stars (see Section 5.1.3). Using the reasoning of paper I and looking at the detection limits for various spectral types of SAO stars (Sect. 5.1.1) LMC-stars, which have $m_V > 9.1$, can be detected at the distance of the LMC (53 kpc) only if they have an infrared excess.

5.1.3 Comparison with LMC Late Type Giants. — A comparison of the infrared sources of table III with the list of 288 Carbon and late M-type stars (Blanco *et al.*, 1980) gives three possible detections: LMC BW 9 (infrared source LI-LMC 465), BW 50 (LI-LMC 503) and O 86 (LI-LMC 992). These infrared sources have C-type infrared spectra and the associations are not completely certain.

Some other sources that show possible infrared emission are: HD 268743 (LI-LMC 243), the LMC-Cepheid HV 2294 (LI-LMC 432) and HD 34664 (LI-LMC 642). For the last one Glass (1984) detected 10 μm emission from circumstellar dust. However, these associations are not completely certain.

LI-LMC 1022 (C-type) is 1' N of the 1979 Gamma Ray Burst GRB 03/05/79 (Apparao and Allen, 1982), which might possibly be a M-type star. Entries numbers LI-LMC 181 and 1341 (both W-type) correspond to the two luminous evolved LMC stars with thick dust shells found by Elias *et al.* (1986).

5.1.4 Stars: conclusion. — Emission from stellar photospheres has been detected by us from foreground SAO stars. Some stars in the LMC have been detected which have infrared excesses due to dust shells. Probably no photospheric infrared emission from LMC-stars has been detected.

5.2 H α NEBULOSITIES IN THE LMC. — A good overall agreement between H α emission regions and IRAS emission was already noted by Schwering (1985). In table VII we present a more detailed comparison of the IRAS data with the H α catalogues of Henize (1956) and of Davies *et al.* (1976, henceforth DEM). The DEM catalogues contains 329 entries ranging in size from 0' to 60'. All DEM entries are covered by the IRAS DPM maps. About 75 % of all the bright H α nebulosities (very bright, bright or fairly bright) have clear infrared counterparts (good quality detections), 20 % have possible counterparts (medium quality) and the remaining 5 % do not show clear infrared emission (poor quality). For the fainter nebulosities (faint or very faint) the statistics are 50 % detected in the infrared, and 30 % possible detections, while the remaining 20 % does not show clear infrared emission. We conclude that there is a higher detection probability in the infrared for the brighter HII regions. We detected infrared emission from about 75 % of the compact H α knots, while 60 % of the shells were detected. These statistics are very similar to the SMC H α -statistics (see Pa-

per I).

The whole face of the LMC is covered by H α nebulosities (see DEM, 1976), and also by 60 and 100 μm infrared radiation. From this comparison, we see that the discrete infrared sources correlate well with HII regions, and that HII regions are one of the main contributors to the infrared radiation in the LMC.

In the SMC we detected infrared emission from the supergiant shell SGS 1 (Meaburn, 1980; see Appendix A in Paper I). On the infrared maps of the LMC there is evidence for infrared supergiant shells following the supergiant H α shells of Meaburn. Shell SGS 1 (North of N 11) is visible at the edge of the maps, especially at 60 and 100 μm (see also Appendix A). Also clear infrared emission is found from SGS 4 and 5 (Appendix A). These three supergiant shells are relatively isolated from the bulk of the infrared extended emission of the LMC. Shell numbers 2 and 3 (surrounding 30 Doradus) are more complicated to be found, but there is evidence for infrared emission following their edges. Shells 6, 7, 8 and 9 are incomplete in H α , but comparison with the infrared maps shows some evidence for counterparts. However, the complicated structure of the LMC's infrared emission could well give rise to spurious identifications of such incomplete structure. We conclude that shells 1, 2, 4 and 5 are clearly present in the infrared and that there is some evidence for possible infrared emission from the shells 3, 6, 7, 8 and 9.

5.3 GLOBULAR CLUSTERS IN THE LMC. — We compared the list of globular clusters given by van den Bergh (1981) with our source list and the infrared maps. This is a limited set of the 1603 cluster from Shapley and Lindsay (1963), Lyngå and Westerlund (1963) and Hodge and Sexton (1966). The positional uncertainty of most of these clusters is more than 1'. Many of the clusters listed in these three catalogues are open clusters, embedded in HII regions. We searched deeper on the maps than in table III. In total we detected infrared emission from the direction of 41 clusters, of which 33 have associations in table III. Twenty-two of these infrared sources also are present in table VII, indicating the confusion with HII regions. Of these 41 possible detections three have good detection qualities, showing emission at 12 and possibly 25 μm . These clusters are NGC 1978, 2002, 2100. NGC 1978 and 2100 are blue globular clusters (Hodge, 1984). Eleven clusters have medium detection quality, of which two belong to the brighter ones: NGC 1818 and 2004. Results of this comparison are given in table VIII.

5.4 SUPERNOVA REMNANTS IN THE LMC. — We checked the list of 25 supernova remnants of Mathewson *et al.* (1983; their table I). All SNRs are smaller (0.1 < size < 5') than the IRAS beam size at 100 μm . Table IX summarizes the results. Five SNRs show good quality infrared emission: these are 0505-67.9, 0509-68.7, 0525-66.1, 0535-66.0 and 0538-69.1. There are eight SNRs which show possible infrared emission (medium quality). Note that all five detected

remnants have sizes less than about $1'$; but not all the ten small ($< 100''$ diameter) SNRs were detected. Two of the detected ones (N 49 and N 63A) correspond to the SNRs recently found by Graham *et al.* (1987). Their two other detections are too confused to be identified unambiguously.

5.5 PLANETARY NEBULAE IN THE LMC. — We compared the DPM infrared maps and the source list with the planetary nebulae identified by Sanduleak *et al.* (1978) and Sanduleak (1984). Of their list of 128 nebulae numbers Sk 2, 3, 79, 81, 97 – 104A are not covered by the IRAS DPM observations. The sizes of these nebulae are of order $1''$. Thirteen nebulae (Sk 1, 11, 28, 29, 31, 36, 51, 58, 62, 64, 75, 78, 85) have probably infrared counterparts, and we have possible detections of seventeen. We give results of the comparison in table X. Again we searched deeper than in table III. Thirty-two nebulae have close infrared associations in table III.

The contribution of line emission from planetary nebulae to the infrared emission in the IRAS bands can be very high (see Pottasch, 1986). Nebulae Sk 64 is associated to a very bright infrared object (Li-LMC 1100). Its flux density ratio $f_{12\mu\text{m}}/f_{25\mu\text{m}}$ and $f_{25\mu\text{m}}/f_{60\mu\text{m}}$ gives $T_c \approx 140$ K (using a λ^{-1} emissivity). The $60/100 \mu\text{m}$ ratio suggests $T_c \approx 95$ K; probably the $100 \mu\text{m}$ emission is partly due to more extended emission, hence lowering the temperature. Assuming that we are dealing with continuum emission only we can estimate the total amount of infrared radiation coming from this 140 K nebulae by extrapolating the spectrum over the whole infrared wavelength range ($1 - 500 \mu\text{m}$), this gives $L_{\text{IR}} \approx 9.3 \times 10^5 L_{\odot}$. For the brightest Galactic planetary nebula NGC 7027 (not observed by IRAS) Gathier (1984) adopts $L_{\text{IR}} \approx 1.6 \times 10^4 L_{\odot}$ (60 times lower). Another Galactic planetary nebula NGC 6537 the IRAS PSC gives flux densities of 7.7, 58.3, 190 and 166 Jy at 12, 25, 60 and $100 \mu\text{m}$. When we assume a distance of 2.4 kpc for NGC 6537 (Gathier, 1984), a nebula with the same infrared brightness as NGC 6537 would have densities of 0.02, 0.12, 0.4 and 0.3 Jy in the IRAS bands at the distance of the LMC. This is about equal to our detection limits. For most identifications other than the brightest (Sk 64) we actually find $25 \mu\text{m}$ flux densities of this order of magnitude (see Tab. X). Sk 64 is about 200 times brighter at 12 and $25 \mu\text{m}$ and 20 times at 60 and $100 \mu\text{m}$. There might be some confusion with NGC 1984 (see Tab. VIII) but the spectrum is too hot for dust associated with an HII region ($T_c \approx 40$ K). The contribution of line emission coming from this planetary nebula could be very high which could give rise to high estimates of the total infrared emission. Ten of the probable planetary nebulae have their infrared emission peak at 25 or $60 \mu\text{m}$, which is typical for planetary nebulae.

5.6 DARK CLOUDS IN THE LMC. — We compared the infrared data with the dark nebulae listed by Hodge (1982). Hodge discussed the uncertainties related to incompleteness of his list; see also the review by Israel (1984). These 68 dark clouds range in size from $1'$ to $21' \times 8'$ and they are mainly

positioned in the Bar and the Greater Doradus area. In the comparison we used positions from his table I. Results are listed in table XI. Thirty-five clouds have one or more association in table III. Most clouds can be associated with an infrared feature but clouds 7 and 12 are associated with an infrared minimum.

6. Conclusions.

In the LMC DPM maps, 1823 discrete sources were found; 1011 of these are identified with sources in the IRAS Point Source Catalog (PSC) and forty-nine correspond to sources in the IRAS Small Scale Structure Catalog (SSS). We found a total of 802 sources not listed in either of these catalogues. In many cases, we determine actual flux densities for sources while the PSC gives only upper limits. Most sources are associated with known HII regions in the LMC. At the positions of known objects in the LMC, we conducted deeper searches of the maps. The results are as follows.

Out of 163 SAO stars, we detected infrared emission from 57, and possibly 43 more. No catalogued Radcliffe-stars in the LMC were identified with certainty, but 253 infrared sources with stellar-type infrared spectra were found. Three LMC globular clusters (NGC 1978, 2002 and 2100) were also detected. From five small size supernova remnants infrared emission was detected. Infrared emission is seen towards thirteen, and possibly seventeen more, planetary nebulae (out of 128). Of these nebulae, Sk 64 shows very strong infrared emission (about 100 times brighter than the brightest known Galactic planetary nebula).

Acknowledgements.

I wish to thank the following people: The SDAS team that supported the first reduction stage and assisted PS during his stay at JPL; E. Kopan, P. Alphenaar, A. Vos and D. Hogeweg for writing the necessary software; Drs. H. Habing, J. Emerson and T. de Jong for scheduling the observations; Drs. H. Habing, F. Israel, W. Rice, R. Walterbos and H. Caspers for discussions. I want to thank Mrs. H. Vestege-Hensel for typing various tables and source lists. I am grateful for financial support from the Space Research Organisation in the Netherlands (SRON), a subsidiary of the Netherlands Organization for Scientific Research (NWO) during my stay at JPL. I also want to thank the Astronomical Data Center at the NASA Goddard Space Flight Center for providing the SAO Catalog (version 1984).

Appendix A

Additions to the Infrared Source List.

A.1 Introduction.

This infrared survey at 12, 25, 60 and $100 \mu\text{m}$ covers the entire LMC. Galactic foreground emission is coming in at the East and South edges of the LMC (see Fig. 1 in Paper I). At the North and West edges however the DPM derived maps do not have much overlap with empty regions, and some prominent $H\alpha$ features (Supergiant shells 1 and 5; Meaburn, 1980) are not entirely covered by the DPM maps.

To complement the maps obtained from the Additional Observations, we derived IRAS maps using Survey data to cover these regions. Because these maps are produced from a different database than the DPM derived maps described in this paper, we decided to add the analysis of these maps in an Appendix.

A.2 Observations and data reduction.

The maps used in this Appendix are based on Co-added IRAS Survey data, produced at Leiden Observatory. We did not use the IRAS 16° 5 Skyflux images (IRAS, 1985a) because of their lower resolution ($4'$ – $6'$). The Co-added Survey data give a resolution that is equal to the resolution of the Additional Observations (see Sect. 3). A description of the method of Co-adding is given in paper I.

We chose seven connecting fields starting at the North-East corner of the LMC following the North edge to the North-West corner, and downwards following the West edge to the South-West corner of the LMC. The IRAS Survey scans that were found covering these regions; there are between 40 and 100 scans in each field (some scans were left out in order to select a certain scan angle). The LMC is positioned at the Ecliptic Pole and hence the Zodiacal emission does not vary (see Skyflux's HCON-1, HCON-2 and HCON-3), allowing us to add all data from the three HCONs. We allowed for overlap between the DPM and Co-added maps. The IRAS Survey scans were gridded onto $2^{\circ}11' \times 2^{\circ}11'$ maps. As the low level infrared contours from the Co-added and the neighbouring DPM maps connect reasonably well, we did not attempt to further improve on the background correction.

A.3 The maps of infrared radiation.

The maps of these seven fields are shown by Schwering and Israel (1989b). The outer edges of these fields show some increased noise and non-covered areas of $\sim 10'$. Other characteristics of the Co-added maps are given table A.1.

Comparing table A.1 with table II we note that the noise is about 2.5 times less at 12 and 25 μm and 5 - 8 times less at 60 and 100 μm compared to the AOs. This can be explained by the lower amount of extended emission in the maps (especially at 60 and 100 μm). The zero-level is more uncertain (about 5 times) at 12 and 25 μm , because no extra zero-level correction has been done on the maps; and similar at 60 and 100 μm . The stripe residuals are somewhat less (~ 3 - 10 times).

In some Co-added maps we used a wide range of scan angles. The advantage is that we have more scans which reduces the noise level somewhat, and the point spread function (at 12 and 25 μm) has a particular shape which enables easier detection of point sources. The disadvantage of it is that the photometric accuracy drops due to the complicated point source shape (especially for extended emission at 12 and 25 μm). Three fields do not show this effect because the scan angles were carefully chosen to be roughly identical.

The maps presented in this Appendix give better information about the connection of the LMC with the infrared background in the emptier North and West regions.

A.4 ADDITIONS TO THE INFRARED SOURCE LIST IN THE LMC.

— We have searched these maps in the same way as we searched the DPM maps in section 4. Note that we have only a single map of these fields in contrast to the two (orthogonally scanned) DPM-maps. Table A.2 contains the additions to the source list of table III.

We checked all sources from the edge of the DPM-maps (Tab. III) and all sources from the IRAS PSC (IRAS, 1985a) and the IRAS SSS (IRAS 1985b). The IRAS PSC and SSS are based on the same data that were used in preparing the Co-added maps in this Appendix. Most IRAS PSC entries in these seven fields were confirmed by us, and are included in our source list. Only IRAS 05309-6437 is not covered by the Co-added map; and IRAS 05114-6537 (a 25 μm only source) has not been detected. No IRAS SSS entries are in the newly covered areas. In total we found sixty-eight additional infrared sources in these seven fields of which fifty-two are related to the IRAS PSC catalogue. Thus sixteen new infrared sources were found, and the total number of infrared sources becomes 1891. Some DPM sources at the edge of those maps have been reconfirmed but adjusted in flux densities.

A.5 IDENTIFICATION OF SOURCES. — In this Appendix we are primarily concerned with the identification of all sources that were not already present in the DPM-fields (i.e. the area in Co-added fields with $\alpha_{1950} < 04^{\text{h}}46^{\text{m}}$ or $\delta_{1950} > -65^{\circ}20'$). For the identification of known objects we searched deeper than the infrared source list. None of the Radcliffe LMC-stars (Feast *et al.*, 1960), known supernova remnants (Mathewson *et al.*, 1983) nor any of the known dark clouds (Hodge, 1974) in the LMC are present in these areas.

A.5.1. *Stars in the Co-added fields.* — In table A.3 we list forty foreground stars from the SAO Catalog (1966) that are present in these areas in the seven Co-added fields and their colour-corrected 12 and 25 μm flux densities. Twelve of them show good quality 12 μm emission and five show medium quality emission.

Infrared LI-LMC 1842 corresponds to the non-LMC variable star RT Men (see Kukarkin *et al.*, 1969, 1970, 1971).

A.5.2 *H α nebulosities in the LMC.* — The H α nebulosities of DEM (1976) and their related infrared emission are described in section 5.2. The maps in this Appendix show additional information on the supergiant shells 1, 4 and 5 (Meaburn, 1980) at the Northern edge of the LMC.

A.5.3 *Globular clusters in the LMC.* — The area of interest to this Appendix contains four cluster from the list of van den Bergh (1981): NGC 1644, 1651, 1652 and NGC 1831. Only NGC 1651 shows some possible 60 and 100 μm infrared emission and is positioned at $2^{\circ}1'$ NE of infrared source LI-

LMC 1846.

A.5.4 Planetary nebulae in the LMC. — The Co-added fields contain four planetary nebulae of the list of Sanduleak *et al.* (1978) and Sanduleak (1984) : Sk 1, 2, 3 and 4. Additional data confirm the detection of Sk 1 (see Sect. 5.5 ; Tab. X). Sk 2, 3 and 4 have not been detected on the Co-added infrared maps.

A.6 CONCLUSIONS. — Infrared emission in IRAS Co-added maps at 12, 25, 60 and 100 μm at the North and West

edges of the Large Magellanic Cloud are analysed ; the maps show supergiant shells 1, 4 and 5. In those maps we found 68 infrared sources, which brings the total of infrared sources in and around the LMC to 1891. In the areas that were searched all but one IRAS Point Sources (PSC) were detected ; no IRAS Small Scale Structure (SSS) catalogue entries are available in these fields. Sixteen infrared sources are new detections. We identified the infrared sources where possible. Seventeen foreground SAO stars were detected in these fields, one variable star RT Men and possibly one globular cluster.

References

- ANDREWS A. D., LINDSAY E. M. : 1964, *Irish Astron. J.* **6**, 241.
 APPARAO K. M. V., ALLEN D. : 1982, *Astron. Astrophys.* **107**, L5.
 VAN DEN BERGH S. : 1981, *Astron. Astrophys. Suppl. Ser.* **46**, 79.
 BLANCO V. M., MCCARTHY M. F., BLANCO B. M. : 1980, *Astrophys. J.* **242**, 938.
 BOHANNAN B., EPPS H. W. : 1974, *Astron. Astrophys. Suppl. Ser.* **18**, 47.
 DAVIES R. D., ELLIOTT K. H., MEABURN J. : 1976, *Mem. R. Astron. Soc.* **81**, 89.
 ELIAS J. H., FROGEL J. A., SCHWERING P. B. W. : 1986, *Astrophys. J.* **302**, 675.
 FEAST M. W., THACKERAY A. D., WESSELINK A. J. : 1960, *Mon. Not. R. Astron. Soc.* **121**, 337.
 FEAST M. W., CATCHPOLE R. M., CARTER B. S., ROBERTS G. : 1980, *Mon. Not. R. Astron. Soc.* **193**, 377.
 GATHIER R. : 1984, Ph. D. Thesis, University of Groningen.
 GLASS I. S. : 1984, *Mon. Not. R. Astron. Soc.* **209**, 759.
 GRAHAM J. R., EVANS A., ALBINSON J. S., BODE M. F., MEIKLE W. P. S. : 1987, *Astrophys. J.* **319**, 126.
 HENIZE K. G. : 1956, *Astrophys. J. Suppl. Ser.* **2**, 315.
 HODGE P. W., SEXTON J. A. : 1966, *Astron. J.* **71**, 363.
 HODGE P. W. : 1972, *Publ. Astron. Soc. Pac.* **84**, 365.
 HODGE P. W. : 1984, Structure and Evolution of the Magellanic Clouds, IAU Symp. 108, Eds. S. van den Bergh, K. S. de Boer (Reidel Dordrecht) 7.
 HUMPHREYS R. M. : 1984, Structure and Evolution of the Magellanic Clouds, IAU Symp. 108, Eds. S. van den Bergh, K. S. de Noer (Reidel Dordrecht) 145.
 IRAS : 1985a, IRAS Catalogs and Atlases Explanatory Supplément, Eds. C.A. Beichmann, G. Neugebauer, H. J. Habing, P. E. Clegg, T. J. Chester, JPL D-1855.
 IRAS : 1985b, IRAS Small Scale Structure Catalog, Eds. G. Helou, D. W. Walker, JPL D-2988.
 IRAS : 1986, A Guide to IRAS pointed observation products, Eds. E. T. Young, G. Neugebauer, E. L. Kopan, R. D. Benson, T. P. Conrow, W. L. Rice, D. T. Gregorich, G. K. Miley, IPAC preprint PRE-008N.
 ISRAEL F. P. : 1984, Structure and Evolution of the Magellanic Clouds, IAU Symp. 108, Eds. S. van den Bergh, K. S. de Boer (Reidel Dordrecht) 319.
 ISRAEL F. P., SCHWERING P. B. W. : 1986, Light on Dark Matter, Ed. F. P. Israel (Reidel Dordrecht) 383.
 JACOBY G. H. : 1980, *Astrophys. J. Suppl. Ser.* **42**, 1.
 KUKARKIN B. V., KHOLOPOV P. N., EFREMOV, YU. N., KUKARKINA N. P., KUROCHKIN N. E., MEDVEDEVA G. I., PEROVA N. B., FEDOROVICH V. P., FROLOV M. S. : 1969 General Catalogue of Variable Stars, Volume I, Sternberg Institute, Moscow State University.
 KUKARKIN B. V., KHOLOPOV P. N., EFREMOV, YU. N., KUKARKINA N. P., KUROCHKIN N. E., MEDVEDEVA G. I., PEROVA N. B., FEDOROVICH V. P., FROLOV M. S. : 1970, General Catalogue of Variable Stars, Volume II, Sternberg Institute, Moscow State University.
 KUKARKIN B. V., KHOLOPOV P. N., PSKOVSKY Y. P., EFREMOV, YU. N., KUKARKINA N. P., KUROCHKIN N. E., MEDVEDEVA G. I., PEROVA N. B., FEDOROVICH V. P., FROLOV M. S. : 1971, General Catalogue of Variable Stars, volume III, Sternberg Institute, Moscow State University.
 KUKARKIN B. V., KHOLOPOV P. N., ARTIRUKHINA N. M., FEDORICH V. P., FROLOV M. S., GORANSKIJ V. P., GORYNYA N. A., KARITSKAYA E. A., KIREEVA N. N., KUKARKINA N. P., KUROCHKIN N. E., MEDVEDEVNA G. I., PEROVA N. B., PONOMAREVA J. A., SAMUS N. N., SHUGAROV S. Y. : 1981, New Catalog of Suspected Variable Stars, Moscow.
 LINDSAY E. M. : 1963, *Irish Astron. J.* **6**, 127.
 LINDSAY E. M., MULLAN D. J. : 1963, *Irish Astron. J.* **6**, 51.
 LYNGÅ G., WESTERLUND B. E. : 1963, *Mon. Not. R. Astron. Soc.* **127**, 31.
 MATHEWSON D. S., FORD V. L., DOPITA M. A., TUOHY I. R., LONG K. S., HELFAND D. J. : 1983, *Astrophys. J. Suppl. Ser.* **51**, 345.
 MEABURN J. : 1980, *Mon. Not. R. Astron. Soc.* **192**, 365.
 MCGEE R. X., HAYNES R. F., GROGNARD R. J.-M., MALIN D. : 1986, *Mon. Not. R. Astron. Soc.* **221**, 543.
 POTTASCH S. R. : 1986, Light on Dark Matter, Ed. F. P. Israel (Reidel Dordrecht) 131.
 PRICE S. D., WALKER R. G. : 1976, The AFGL Four Color Infrared Sky Survey : Catalog of Observations at 4.2, 11.0, 19.8 and 27.4 μm , AFGL-TR-76-0208, Hanscom Air Force Base, Massachusetts : Air Force Geophysics Laboratory.

- SANDULEAK S. N., MACDONNELL D. J., DAVIS PHILIP A. G. : 1978, *Publ. Astron. Soc. Pac.* **90**, 621.
- SANDULEAK N. : 1984, Structure and Evolution of the Magellanic Clouds, IAU Symp. 108, Eds. S. van den Bergh, K. S. de Boer (Reidel Dordrecht) 231.
- SAVAGE A., MURDIN P. G., CLARK D. H. : 1982, *Observatory* **102**, 229.
- SCHWERING P. B. W. : 1985, New Aspects of Galaxy Photometry, *Lect. notes Phys.* **32**, Ed. J.L. Nieto (Springer Verlag Berlin) 115.
- SCHWERING P. B. W. : 1987, Starbursts and Galaxy Evolution, Ed. T. X. Thuan, Th. Montmerle, J. Tran Thanh Van (Editiones Frontières) Gif Sur Yvette Cedex, 85.
- SCHWERING P. B. W., ISRAEL F. P. : 1989a, *Astron. Astrophys., Suppl. Ser.* **79**, (Paper I).
- SCHWERING P. B. W., ISRAEL F. P. : 1989b, Atlas and Catalogue of IRAS far-infrared observations of the Magellanic Clouds, in preparation.
- SHAPLEY H., LINDSAY E. M. : 1963, *Irish Astron. J.* **6**, 74.
- Smithsonian Astrophysical Observatory Star Catalog (4 vols.) : 1966, Washington D. C., Smithsonian Institution (version 1984).
- STAHL O., WOLF B., ZICKGRAF F.-J., BASTIAN U., DE GROOT M. J. H., LEITHERER C. : 1983, *Astron. Astrophys.* **120**, 287.
- STEVENSON C. B. : 1973, A General Catalogue of Cool Carbon Stars, Publ. Warner Swasey Obs. 1, 4.
- WESTERLUND B. E., SMITH L. E. : 1964, *Mon. Not. R. Astron. Soc.* **127**, 449.
- WOLF B., ZICKGRAF F.-J. : 1986, *Astron. Astrophys.* **164**, 435.

TABLE I — IRAS DPM observations of the LMC.

(1)	(2)	(3)	(4)		(5)	(6)	(1)	(2)	(3)	(4)		(5)	(6)
IPAC ^a grid number	SOP-OBS ^b	Observation Id	Grid centre RA(1950) h m s	position ^b DEC(1950) o ' "	Pos. Ang ^c (NESM) Deg	Map/Obs ^d set	IPAC grid number	SOP-OBS	Observation Id	Grid centre RA(1950) h m s	position ^b DEC(1950) o ' "	Pos. Ang (NESM) Deg	Map/Obs set
10657	462-024	CG2018-01 ^e	04:56:38	-71:21:25	185.2	2 NS	04569	283-062	CG1448-00	05:32:10	-68:08:43	91.0	1 EM
10533	460-009	CG2018-00	04:56:44	-71:19:20	184.0	2 NS	11285	479-003	CG2016-00	05:32:12	-69:54:12	186.7	2 NS
04223	271-026	CG1454-00	04:57:06	-71:00:25	93.1	1 EM	04687	282-034	CG1444-01	05:32:32	-66:58:54	90.3	1 EM
04597	279-004	CG1454-01	04:57:12	-71:01:01	96.6	1 EM	04452	281-016	CG1444-00	05:32:34	-66:59:10	89.6	1 EM
10678	463-009	CG2034-00	04:58:26	-69:49:07	184.9	2 NS	05073	303-002	CG1615-00	05:32:37	-68:09:37	99.9	1 EM
10763	465-004	CG2034-01	04:58:28	-69:49:20	185.8	2 NS	04553	283-047	CG1452-00	05:32:40	-69:37:14	90.7	1 EM
04218	271-020	CG1450-00	04:58:54	-69:28:50	92.7	1 EM	05574	317-044	CG1674-00	05:32:41	-68:10:49	107.0	----
04392	278-030	CG1450-01	04:58:59	-69:28:57	96.1	1 EM	04879	291-011	CG1598-00	05:32:44	-69:37:34	94.3	1 EM
11509	486-032	CG2030-01	05:00:33	-68:19:04	195.9	2 NS	04880	291-017	CG1600-00	05:33:18	-71:10:38	94.2	1 EM
11822	493-006	CG2080-00	05:00:35	-68:15:29	198.9	----	10649	442-011	CG2020-01	05:33:29	-71:28:29	176.3	2 NS
11343	481-003	CG2030-00	05:00:41	-68:19:01	193.0	2 NS	04560	283-054	CG1456-00	05:33:31	-71:10:12	90.6	1 EM
12191	501-056	CG2077-01	05:01:05	-66:50:39	203.1	2 NS	10487	469-040	CG2020-00	05:33:34	-71:28:23	175.0	2 NS
12153	501-007	CG2077-00	05:01:28	-66:45:20	202.5	2 NS	11426	483-054	CG2029-01	05:47:22	-66:56:27	183.5	2 NS
04104	26-035	CG1446-00	05:01:29	-67:58:12	89.9	1 EM	04112	267-012	CG1445-00	05:47:32	-66:34:28	79.5	1 EM
04403	279-011	CG1446-01	05:01:34	-67:58:18	95.7	1 EM	04255	273-017	CG1446-01	05:47:33	-66:34:58	82.3	1 EM
04410	279-018	CG1442-00	05:02:19	-66:30:04	95.6	1 EM	11130	475-053	CG2029-00	05:47:40	-66:51:48	178.6	2 NS
04445	281-003	CG1442-01	05:02:20	-66:30:17	96.4	1 EM	04117	267-018	CG1449-00	05:48:16	-68:03:39	79.4	1 EM
10753	464-025	CG2019-01	05:14:12	-71:15:07	182.0	2 NS	04265	273-030	CG1449-01	05:48:17	-68:03:45	82.3	1 EM
10665	462-031	CG2019-00	05:14:13	-71:13:00	181.0	2 NS	12087	499-007	CG2076-00	05:48:23	-69:55:51	190.7	2 NS
10758	464-034	CG2035-01	05:14:29	-69:57:22	181.9	2 NS	12117	499-042	CG2076-01	05:48:25	-69:55:53	191.1	2 NS
10672	463-003	CG2035-00	05:14:32	-69:55:17	181.0	2 NS	10837	466-036	CG2033-01	05:48:32	-68:28:41	174.9	2 NS
04498	282-042	CG1455-00	05:14:33	-71:04:27	94.5	1 EM	10770	465-010	CG2033-00	05:48:36	-68:30:21	174.1	2 NS
04875	291-004	CG1599-00	05:14:39	-71:04:45	98.4	1 EM	04109	267-006	CG1453-00	05:48:54	-69:33:55	79.1	1 EM
04413	279-022	CG1451-00	05:14:55	-69:36:35	92.7	1 EM	04260	273-024	CG1453-01	05:48:57	-69:34:16	82.1	1 EM
04455	281-023	CG1451-01	05:14:56	-69:36:36	93.7	1 EM	04126	267-029	CG1457-00	05:50:36	-71:04:08	78.9	1 EM
11391	483-009	CG2031-01	05:15:22	-68:27:21	190.5	2 NS	04267	273-037	CG1457-01	05:50:36	-71:03:58	81.8	1 EM
11341	480-037	CG2031-00	05:15:22	-68:27:21	189.5	2 NS	10757	464-032	CG2021-00	05:50:40	-71:13:19	173.4	2 NS
12124	499-049	CG2079-00	05:15:38	-68:16:39	198.8	----	10813	466-010	CG2021-01	05:51:06	-71:30:37	174.1	2 NS
04300	275-019	CG1447-00	05:16:03	-68:06:31	90.5	1 EM							
04509	283-005	CG1447-01	05:16:07	-68:06:34	94.2	1 EM							
11055	471-055	CG2027-01	05:17:01	-66:57:53	184.7	2 NS							
10720	463-049	CG2027-00	05:17:09	-66:55:43	180.7	2 NS							
04450	281-010	CG1443-00	05:17:23	-66:37:37	93.0	1 EM							
04480	282-027	CG1443-01	05:17:25	-66:37:37	93.7	1 EM							
11858	493-048	CG2075-00	05:31:30	-66:05:48	192.1	----							
11897	496-014	CG2078-00	05:31:47	-66:59:42	192.2	2 NS							
11908	494-025	CG2078-01	05:31:47	-66:59:50	192.2	2 NS							
11499	486-011	CG2016-01	05:31:54	-70:00:13	188.3	2 MG							
11449	484-032	CG2032-00	05:31:55	-68:26:10	187.6	2 NS							
11381	482-031	CG2032-01	05:31:59	-68:26:08	186.6	2 NS							

Notes to Table 1:

- a) For a description of names and abbreviations (Grid, SOP, OBS) we refer to IRAS (1985a) and IRAS (1986).
b) The field size of each observation is 3 degrees in the scan direction and 2 degrees in the cross-scan direction.
c) The scan direction is given by its position angle Pos. Ang (degrees NESM).
d) Map/Obs set 1 is scanned in the East-West direction, while Map/Obs set 2 is scanned North-South. The number of the set is identical to the number of the combined map in the text (see Sections 2 and 3). A dash in this column indicates that the grid was not used in the processing for reasons of uniformity.
e) In Figures 1 and 2 we display both Obs/Map sets.
e) Observation Id CG stands for Close Galaxies.

TABLE II. — Description of the LMC DPM-map characteristics.

Characteristic (Unit)	Wavelength band			
	12 μ m	25 μ m	60 μ m	100 μ m
Effective frequency (10^{12} Hz)	25	12	5	3
Bandwidth (μ m)	7.0	11.2	32.5	31.5
Bandwidth correction (10^{12} Hz) ^{a)}	13.48	5.16	2.58	1.00
Zero-magnitude flux density f_{ν} (0 mag) (Jy)	28.3	6.73	1.19	0.43
Point Source Conversion factor (Jy / 10^{-8} Watt m ⁻² sr ⁻¹)	0.037	0.11	0.41	2.08
Positional accuracy (")	15	15	15	15
Nominal detector size ('x')	0.75 x 4.5	0.75 x 4.7	1.5 x 4.8	3.0 x 5.0
Resolution ('x') ^{b)}	1.1 x 6.9	1.1 x 6.9	2.1 x 6.9	4.3 x 6.9
Absolute calibration (%)	10	10	10	10
Median noise (MJy/sr) ^{c)}	0.096	0.097	0.16	0.6
(10^{-8} Watt m ⁻² sr ⁻¹)	1.3	0.5	0.4	0.6
Zero-level uncertainty (MJy/sr)	0.015	0.097	0.39	1.0
(10^{-8} Watt m ⁻² sr ⁻¹)	0.2	0.5	1.0	1.0
Stripe residuals (MJy/sr) ^{d)}	0.15	0.3	0.8	2.0
(10^{-8} Watt m ⁻² sr ⁻¹)	2.0	1.5	2.0	2.0
Sensitivity (MJy/sr) ^{e)}	0.3	0.3	0.4	0.6
(10^{-8} Watt m ⁻² sr ⁻¹)	4	2	1	0.5

Notes to Table 2:

- a) Chester (priv. comm.); assuming $f_{\nu} \propto \nu^{-1}$.
b) The Gaussian resolution is given in arc-minutes (in-scan x cross-scan). One arcminute at the distance of the LMC (53 kpc) corresponds to 15 pc.
c) The value of the median noise is influenced by the extended emission of the LMC itself, especially at 60 and 100 μ m. The real detector noise is somewhat lower.
d) Higher stripe levels than the average level given in the table can occur.
e) The sensitivity indicates the intensity limits of Table 3. Note that the IRAS PSC sensitivity limits are 0.25, 0.25, 0.40, 1.00 Jy (see IRAS, 1985a).

TABLE III. — *Infrared Source List in the LMC*^a.

(1)	(2)	(3)	(4)	(5)	(6)	(7)	(8)	(9)	(10)	(11)	(12)	(13)	(14)			
Number	Position RA(1950) h m s	Position DEC(1950) ° ' "	12 μ m Peak Bg	25 μ m Peak Bg 10^{-4} Watt $m^{-2} sr^{-1}$	60 μ m Peak Bg 10^{-4} Watt $m^{-2} sr^{-1}$	100 μ m Peak Bg	Size arcmin	F 12 μ m Jy	F 25 μ m Jy	F 60 μ m Jy	F 100 μ m Jy	IRAS-Id	Spec- trum	Comments		
1	04 38 36	-70 53	13	-	-	-	-	0.48	-	-	-	-	S			
2	04 38 49.4	-70 42 47	3	-	3	1.05	1.05	0.11:	0.33	0.2:	1.0:	04388-7042	C			
3	04 40 24	-71 04	-	-	-	-	2	1	-	-	2.1:	-	C			
4	04 40 44.7	-70 00 54	22	-	6	-	-	0.81	0.67	-	-	04407-7000	S			
5	04 41 03.9	-69 13 00	-	-	-	1	1	-	-	0.4:	2.1:	04410-6912	C			
6	04 41 36	-71 28	6	-	-	-	-	0.22	-	-	-	-	S			
7	04 41 41.6	-68 42 08	5	-	-	-	-	0.19	-	-	-	04416-6842	S	SAO 249084		
8	04 42 15	-70 50	-	-	1	4	3	-	-	0.4:	2.1	-	C			
9	04 42 59.0	-69 33 07	-	-	3	4	2	-	-	1.2	4.2	04429-6933	C			
10	04 43 00	-71 35	3	-	-	-	-	0.11:	-	-	-	-	S	SAO 256121		
11	04 43 10	-70 43	-	-	4	5	3	-	-	1.7:	4.2	-	C			
12	04 43 26.9	-70 39 36	5	-	10	18	9	4	0.19:	1.11	7.5	10.4	04434-7039	C		
13	04 43 30	-70 58	-	-	-	-	4	3	-	-	2.1	-	C			
14	04 43 33	-71 01	4	-	-	-	-	0.15:	-	-	-	-	S	SAO 256122		
15	04 43 56.4	-68 46 53	4	-	2	1	-	0.15:	-	0.8	2.1:	04439-6846	C			
16	04 44 31.0	-68 12 56	-	-	2	3	-	-	0.22:	-	6.2:	04445-6812	C			
17	04 44 33.6	-72 13 35	9	-	1	-	-	0.33	0.11:	-	-	04445-7213	S	SAO 256123		
18	04 45 03.0	-70 48 24	7	-	1	-	-	0.26	0.11:	-	-	04450-7048	S			
19	04 45 06	-68 29	5	-	-	-	-	0.19	-	-	-	-	S	SAO 249099		
20	04 45 11	-68 07	5	-	-	-	-	0.19	-	-	-	-	S	SAO 249100		
21	04 45 45	-69 53	2	-	1	2	1	0.07:	-	0.4:	2.1	04459-6955:	C			
22	04 46 10.8	-68 51 48	-	1	4	5	-	-	0.11:	0.4	C	04461-6851	M			
23	04 46 12.3	-68 23 01	-	-	4	2	2	-	-	0.8	4.2:	04462-6823	C			
24	04 46 40.8	-71 00 21	-	-	3	1	4	2	-	0.8	4.2	04466-7100	C			
25	04 46 46	-68 38	6	-	-	-	-	0.22	-	-	-	-	S	SAO 249109		
26	04 47 00	-70 50	2	-	3	5	4	0.07:	-	1.2	2.1	-	C			
27	04 47 00	-71 22	-	-	1	2	1.5	-	-	0.6	1.0	-	C			
28	04 47 01.0	-67 12 17	5	-	3	10	4	0.19	0.33	2.5	8.3	04470-6712	C			
29	04 47 04.8	-71 09 08	-	-	3	1	4	2	-	0.8	4.2	04470-7109	C			
30	04 47 10	-71 12	5	-	-	-	-	0.19	-	-	-	-	S	SAO 256129		
31	04 47 22.0	-68 29 43	8	-	2	-	-	0.30	0.22:	-	-	04473-6829	S			
32	04 47 25	-67 19	3	-	2	6	4	0.30	0.22	0.8	2.1:	X0447-6724	C			
33	04 47 30.5	-70 40	10	5	13	20	14	0.19	1.11	2.5	10.4	04475-6914	C			
34	04 47 50	-70 40	3	-	1	5	8	0.11:	0.11:	2.1	6.2	04481-7037:	C			
35	04 47 58	-69 48	5	-	1	4	2	0.19	0.11:	0.8:	2.1:	-	C			
36	04 48 00	-67 55	-	-	4	3	5	3	-	0.4	4.2	-	C			
37	04 48 08	-68 51	4	-	-	-	-	0.15:	-	-	-	-	S	SAO 249115		
38	04 48 10.0	-68 24 01	-	-	4	2	5	3	-	0.8:	4.2:	04481-6824	C			
39	04 48 15	-68 55	4	2	1.5	13	11	0.07:	0.17	1.2	4.2	-	C			
40	04 48 30	-69 24	6	4	4	2	26	18	0.07:	0.22:	3.3	10.4	-	C		
41	04 48 30	-71 54	4	-	-	1	2	0.5	-	0.4	3.1	-	C			
42	04 48 44.7	-70 24 06	2	-	1	2	5	4	0.07:	0.11:	0.8	2.1	04487-7024	C		
43	04 49 00	-70 30	2	-	1	3	5	4	0.07:	0.11:	1.2:	2.1:	-	C		
44	04 49 00	-71 11	-	-	2	1	4	3	-	0.4	2.1	-	C			
45	04 49 06.2	-69 26 02	12	7	7	5	30	25	0.19	0.22	2.1:	C	04491-6926	M		
46	04 49 07.7	-69 15 01	34	15	33	6	84	60	0.70	3.00	18.2	C	04491-6915	M		
47	04 49 09.2	-69 01 16	6	4	6	1.5	16	13	0.07:	0.28	1.2	2.1:	04491-6901	C		
48	04 49 14.5	-68 29 22	10	3	4	1.5	18	9	0.26	0.50	3.7	16.6	04492-6829	C		
49	04 49 15	-68 42	-	-	3	1.5	10	7	0.17	1.2	6.2	-	C			
50	04 49 17.1	-70 20 35	7	-	1	-	-	0.26	0.11:	-	-	04492-7020	S			
51	04 49 20.3	-66 55 02	66	-	7	-	-	2.44	0.78	-	-	04493-6655	S			
52	04 49 30	-69 16	17	13	7	5	35	27	0.15	0.22	3.3:	C	-	M		
53	04 49 30.1	-68 35 29	8	4	3	1.5	12	8	0.15:	0.17	1.7	6.2	04495-6835	C		
54	04 49 33.2	-68 12 56	3	-	2	-	6	4	0.11	0.22	0.8	10.4	04495-6812	C		
55	04 49 35	-69 46	5	-	2	-	9	6	0.19	0.22	1.2	6.2	-	C		
56	04 49 37.5	-69 29 34	20	9	9	5	40	30	0.41	0.64	4.1:	C	04496-6929	M		
57	04 49 38.4	-69 58 17	10	-	3	-	-	0.37	0.33	-	-	-	S	04496-6958	S	
58	04 49 40.5	-69 17 07	62	15	80	8	200	50	1.76	7.99	62.1	139.4	04496-6917	C		
59	04 49 47	-66 56	6	1	2	-	8	5	0.19	0.22	1.2	6.2	-	C		
60	04 49 50.3	-68 42 53	34	2	11	1	-	1.18	1.11	-	-	04498-6842	S			
61	04 49 52.2	-71 21 22	4	-	1	-	1	0.5	0.15:	0.11:	0.2	C	04498-7121	M		
62	04 49 53.0	-69 25 09	15	12	14	7	40	35	0.11:	0.78	2.1:	C	04498-6925	M		
63	04 49 55	-69 17	30	17	22	9	-	-	0.48	1.44	C	C	-	M		
64	04 50 16.9	-69 30 21	9	4	4	1	13	8	0.19	0.33	6.1	6.2	04502-6830	M		
65	04 50 15	-67 44	2	-	2	-	14	3	0.07:	0.22	4.6	14.6	-	C		
66	04 50 22.7	-69 45 32	10	4	2	-	9	7	0.26	0.22:	0.8:	-	04503-6945	M		
67	04 50 29.8	-69 34 47	25	10	15	7	74	38	0.56	0.89	14.9	47.8	04504-6934	C		
68	04 50 30	-66 51	2	-	1	-	9	5	0.07:	0.11:	1.7	6.2	-	C		
69	04 50 30	-69 17	19	11	7	5	45	35	0.30	0.22:	4.1:	20.8:	-	C		
70	04 50 30	-69 27	24	15	15	9	75	65	0.53	0.67	4.1	31.2	-	C		
71	04 50 30	-69 37	20	10	9	6	50	40	0.37	0.33	4.1	20.8	-	C		
72	04 50 30.0	-69 38 45	12	8	8	3	20	15	0.15:	0.56	2.1:	C	04505-6938	M		
73	04 50 30.7	-72 02 33	-	-	-	1	-	0.5	-	0.4:	1.0:	-	C	04505-7202	C	
74	04 50 31.1	-71 01 36	3	-	1	-	4	1	0.11:	0.11:	1.2	6.2	04505-7101	C		
75	04 50 31.2	-70 52 32	4	-	2	-	6	1	0.15:	0.22	2.1	6.2	04505-7052	C		
76	04 50 45	-70 22	2	-	1	-	2	1	0.07:	0.11:	0.8:	2.1:	-	C		
77	04 50 55.7	-69 22 32	34	16	17	8	-	-	0.74	1.00	C	C	04509-6922	M		
78	04 51 04.0	-69 54 49	135	-	14	-	2	-	4.98	1.55	0.8:	-	04510-6954	S	SAO 249123	
79	04 51 14.7	-69 05 55	17	9	6	4	29	18	0.30	0.22	4.6	25.0	04512-6905	C		
80	04 51 16.7	-69 24 34	23	15	15	9	65	50	0.30	0.67	6.2:	C	04512-6924	M		
81	04 51 19.6	-70 27 07	10	-	5	-	17	-	0.37:	0.56	7.0	14.6	04513-7027	C		
82	04 51 20	-67 01	11	5	7	4	20	12	0.22	0.33	3.3:	C	-	M		
83	04 51 20	-69 11	12	8	5	3	21	24	0.15:	0.22:	2.1	4.2:	-	C		
84	04 51 22.0	-68 14 33	3	-	2	-	10	7	0.11:	0.22:	1.2	6.2	04513-6814	C		
85	04 51 22.3	-68 32 39	5	3	1.5	-	9	7	0.07:	0.17	0.8	2.1	04513-6832	C		
86	04 51 27.7	-69 31 36	15	6	35	6	83	50	0.33	3.22	13.7	C	04514-6931	C		
87	04 51 28.0	-68 09 00	11	-	3	1.5	-	-	0.41	0.17:	-	-	04514-6808	S	SAO 249125	
88	04 51 30	-68 47	8	-	1	-	-	-	0.22	0.11:	-	-	-	S		
89	04 51 35.4	-67 10 14	17	8	8	3	-	-	0.33	0.56	C	C	04515-6710	M		
90	04 51 39.0	-69 19 12	15	10	6	4	35	30	0.19:	0.22	2.1:	8.3:	04516-6919	C		
91	04 51 40	-67 24	4	-	2	-	9	7	0.15	0.22	0.8	4.2	-	C		
92	04 51 41.3	-69 02 49	24	7	9	2	17	14	0.63	0.78	1.2:	C	04516-6902	M		
93	04 51 41.5	-68 10 38	16	4	3	1.5	-	-	0.44	0.17:	-	-	X0451-690	S	SAO 249126	
94	04 51 45	-67 07	17	8	7	4	35	25	0.33	0.33	6.2	20.8	-	C		
95	04 51 46.5	-65 51 32	-	-	-	3	-	-	-	1.2:	-	-	M	04517-6551	M	
96	04 51 50	-67 04	17	7	4	-	-	-	0.37	0.33	C	C	-	S		

TABLE III (continued).

(1)	(2)	(3)	(4)	(5)	(6)	(7)	(8)	(9)	(10)	(11)	(12)	(13)	(14)	
Number	Position RA(1950) h m s DEC(1950) o ' ''	12 μ m Peak Bg	25 μ m Peak Bg 10^{-8}	60 μ m Peak Bg 10^{-8}	100 μ m Peak Bg	Size arcmin	F 12 μ m Jy	F 25 μ m Jy	F 60 μ m Jy	F 100 μ m Jy	IRAS-Id	Spectr- um	Comments	
106	04 52 11.7	-67 20 03	14 4	10 2	33 8	32 10	-	0.37	0.89	10.3:	45.8:	04521-6720	C	
107	04 52 17.9	-69 25 22	45 20	50 12	70 70	-	0.95:	4.22:	62.1	C	04522-6925	M		
108	04 52 19.5	-70 43 23	14 -	4 -	9 3	12 7	p:	0.52	0.44	2.5	10.4	04523-7043	C	
109	04 52 20	-67 27	6 -	2 -	-	-	-	0.22	0.22:	-	-	-	C	
110	04 52 25	-68 27	6 -	2 -	0 7	10 8	-	0.22	0.22:	1.2	4.2	-	C	
111	04 52 25.9	-72 35 27	-	-	0.5 -	1.5 -	p:	-	-	0.2:	3.1:	04524-7235	C	
112	04 52 27.0	-67 21 43	9 4	9 2	33 8	-	-	0.19:	0.78	10.3:	C	04524-6721	M	
113	04 52 36.3	-69 51 47	5 -	2 -	10 7	11 7	-	0.19	0.22	1.2	8.3:	04526-6951	C	
114	04 52 41.4	-68 59 24	10 5	6 2	24 13	22 13	-	0.19	0.44	4.6	18.7	04526-6859	C	
115	04 52 42.8	-69 25 45	52 15	55 12	125 80	-	p:	1.37	4.77	18.6:	C	04527-6925	M	
116	04 52 45	-67 02	12 6	4 2	29 22	-	p:	0.22	0.22	2.9	C	-	C	
117	04 52 45	-69 19	22 15	17 14	-	-	-	0.26	0.33	C	C	-	C	
118	04 52 50	-66 40	-	1 -	8 6	8 6	-	-	0.11:	0.8	4.2:	-	C	
119	04 53 00	-66 50	-	3 1	13 8	10 8	-	-	0.22:	2.1	4.2	-	C	
120	04 53 00	-68 12	9 4	4 2	-	-	-	0.19	0.22	C	C	-	M	
121	04 53 00.4	-69 16 43	73 17	58 12	125 65	84 65	p	2.07	5.11	24.8	39.5	04530-6916	C	
122	04 53 07.7	-68 08 41	30 3	39 1.5	94 8	39 10	p	1.00	4.16	35.6	60.3	04531-6808	C	
123	04 53 10	-67 10	10 -	6 1.5	28 12	-	-	0.37	0.50	6.6	C	-	M	
124	04 53 10	-68 50	4 -	2 -	13 9	12 9	-	0.15:	0.22:	1.7	6.2	-	C	
125	04 53 10	-69 32	14 9	6 4	-	-	-	0.19	0.22	C	C	-	M	
126	04 53 11.6	-69 53 46	9 6	6 4	30 20	30 25	-	0.11:	0.22	4.1:	10.4:	04531-6935	C	
127	04 53 12	-71 04	2 -	-	3 1	5 3	-	0.22	0.22	1.7	4.2:	-	C	
128	04 53 13.8	-70 51 02	4 -	2 -	7 5	8 6	-	0.15:	0.22	0.8	4.2:	04532-7051	C	
129	04 53 20	-68 09	9 -	4 2	12 10	-	-	0.33	0.22	0.8:	C	-	M	
130	04 53 25.2	-66 45 22	120 3	14 -	-	-	p	4.33	1.55	-	-	04534-6645	S	SAO 249138
131	04 53 29.7	-70 03 19	-	1 -	5 3	4 2	-	-	0.11:	0.8	4.2	04534-7003	C	
132	04 53 30	-66 58	7 1	5 2	28 15	19 14	-	0.22	0.33	5.4	10.4:	-	C	
133	04 53 30	-68 32	6 4	3 1.5	18 10	15 10	-	0.07	0.17	3.3	10.4	-	C	
134	04 53 30	-69 35	12 10	6 4	40 34	36 31	-	0.07	0.22	2.5	10.4	-	C	
135	04 53 30.5	-67 28 16	-	-	4 3	6 4	-	0.22	0.22	1.7	4.2:	-	C	
136	04 53 35.3	-66 16 31	5 -	3 -	5 4	-	p:	0.19	0.33	0.4:	-	04535-6728	M	
137	04 53 37.8	-67 04 04	9 4	4 2	26 12	24 16	-	0.19	0.22	5.8	16.6	04536-6704	C	
138	04 53 46.0	-69 22 36	18 12	20 10	-	-	-	0.22	1.11	C	C	04537-6922	M	
139	04 53 49.6	-70 40 30	5 -	2 -	9 5	9 6	-	0.19	0.22	1.7	6.2	04538-7040	C	
140	04 53 52.0	-69 52 39	5 -	2 -	12 7	13 9	-	0.19	0.22	2.1	8.3	04538-6952	C	
141	04 53 54.2	-68 21 11	9 4	2 -	-	-	p:	0.19	0.22	-	-	04539-6821	M	
142	04 53 55.1	-72 29 20	10 2	-	-	-	-	0.30:	-	-	-	04539-7229	S	
143	04 53 58	-69 03	9 6	3 1.5	-	-	-	0.11	0.17:	-	-	-	M	SAO 256139
144	04 54 00.8	-66 50 39	14 -	17 2	33 8	23 9	p:	0.52	1.66	10.3	29.1	04540-6650	C	
145	04 54 03.1	-67 21 05	4 -	20 1.5	27 8	15 9	-	0.15	2.05	7.9	12.5	04540-6721	C	
146	04 54 10	-66 57	4 -	2 -	15 10	-	-	0.15:	0.22:	2.1	C	-	C	
147	04 54 15	-67 22	23 3	-	-	-	p	0.74	0.35	-	-	04544-6722	S	
148	04 54 17.0	-69 16 23	140 25	170 15	500 70	200 65	p	4.25	17.20	178.0	280.8	04544-6916	C	
149	04 54 19.4	-69 08 26	-	4 2	20 16	20 18	-	-	0.22:	1.7:	4.2:	04543-6908	C	
150	04 54 20	-70 54	5 -	1 -	7 6	9 8	-	0.19	0.11:	0.4:	2.1:	-	C	
151	04 54 20.8	-68 27 05	15 5	10 1.5	34 9	28 13	-	0.37	0.94	10.3	31.2	04543-6827	C	
152	04 54 22.5	-69 29 49	8 3	4 1	30 20	-	-	0.19	0.35	4.1	C	04543-6629	M	
153	04 54 24.6	-68 49 02	11 3	1.5 -	-	-	p:	0.35:	0.17:	-	-	04544-6849	C	
154	04 54 25.2	-69 25 08	22 15	22 10	74 55	54 39	-	0.24	2.33	7.9	31.2	04544-6925	C	
155	04 54 30	-66 40	6 -	3 1	12 9	-	p:	0.22	0.22	1.2:	C	-	M	
156	04 54 30	-68 40	9 6	5 2	20 15	20 15	-	0.11	0.33	2.1	10.4	-	C	
157	04 54 30	-69 29	18 12	10 5	52 44	-	-	0.22	0.56	3.3:	C	-	M	
158	04 54 30.1	-69 46 33	4 -	1 -	9 7	10 8	-	0.15:	0.11:	0.8	4.2	04545-6946	C	
159	04 54 32.0	-70 00 44	12 -	8 -	5 3	6 4	p	0.44	0.89	0.8:	4.2:	04545-7000	C	
160	04 54 34.6	-66 44 35	-	1 -	9 7	10 8	-	-	0.11:	0.8	4.2:	04545-6644	C	
161	04 54 40	-65 56	-	2 -	9 7	-	-	-	0.22	0.8:	C	-	M	
162	04 54 40.6	-69 15 39	58 20	125 10	200 100	-	p	1.41	12.76	41.4:	C	04546-6915	M	
163	04 54 41.6	-65 58 00	5 -	2 -	10 6	9 4	-	0.19	0.22	1.7	10.4	04546-6558	C	
164	04 54 42.1	-69 34 23	19 9	9 6	37 30	34 28	p	0.37	0.33	2.9	12.5	04547-6934	C	
165	04 54 43.8	-67 24 15	2 -	1 -	9 7	8 6	-	0.15:	0.11:	0.8:	4.2:	04547-6724	C	SAO 249145:
166	04 54 45	-67 17	10 -	6 1.5	32 12	25 12	-	0.37	0.50	8.3	27.0	-	C	
167	04 54 50.2	-69 31 14	12 10	5 4	-	-	-	0.07:	0.11:	C	C	04548-6931	M	
168	04 54 55	-69 54	5 -	1 -	6 4	7 5	-	0.19	0.11:	0.8	4.2	-	C	
169	04 55 00	-65 48	-	-	4 -	-	10x10:	-	-	16.3	43.0	-	C	
170	04 55 00	-70 24	5 -	-	-	-	-	0.19	-	-	-	-	S	
171	04 55 00	-70 58	-	1 -	7 6	9 7	-	-	0.11:	0.4:	4.2	-	C	
172	04 55 00	-71 18	-	-	3 1	3 2	-	-	-	0.8	2.1	-	C	
173	04 55 05	-69 19	20 12	10 7	-	-	-	0.30	0.33	C	C	-	M	
174	04 55 10.0	-66 07 57	6 -	3 -	11 9	13 10	-	0.22	0.33	0.8	6.2	04551-6607	C	
175	04 55 10.1	-69 28 41	15 6	7 5	30 27	-	-	0.33:	0.22:	1.2:	C	04551-6928	M	
176	04 55 13.2	-66 05 58	2 -	1 -	5 3	11 9	-	0.15:	0.33	0.8	C	04552-6605	M	
177	04 55 13.4	-66 36 44	18 15	16 9	-	-	p:	0.11:	0.78	C	C	04552-6636	M	
178	04 55 15	-66 03	4 -	3 -	9 4	11 7	-	0.15	0.33	2.1	8.3:	-	M	
179	04 55 15	-66 24	18 12	9 7	55 35	-	-	0.22	0.22	8.3	C	-	M	
180	04 55 16.1	-65 36 17	4 -	2 -	3 2	1 -	-	0.15	0.22:	0.4	2.1	04552-6536	C	
181	04 55 18.4	-68 25 15	205 14	105 4	28 18	20 15	p	7.07	11.21	4.1	10.4:	04553-6825	M	
182	04 55 20	-69 25	17 9	6 4	-	-	-	0.30	0.22	C	C	-	S	
183	04 55 20.5	-69 33 53	23 5	10 4	28 23	-	p	0.67	0.67	2.1:	C	04553-6933	M	
184	04 55 21.5	-69 21 36	20 10	19 7	62 45	35 25	p	0.37	1.33	7.0	20.8:	04553-6921	M	
185	04 55 25	-66 57	5 -	-	-	-	-	0.19	-	-	-	-	S	
186	04 55 25	-67 00	-	-	6 4	5 4	-	-	-	0.8	2.1:	-	M	
187	04 55 30	-68 28	20 10	9 3	-	-	-	0.37	0.67	C	C	-	M	
188	04 55 30	-72 27	-	-	1 -	1.5 -	10x10	-	-	3.8	16.0	04556-7225	C	
189	04 55 30.4	-70 32 07	2 -	2 -	3 -	3 2	-	0.07:	0.22	1.2	2.1	04555-7032	C	
190	04 55 33.2	-66 32 23	45 12	30 13	125 50	85 55	p:	1.22	1.89	31.0	62.4	04555-6632	C	
191	04 55 33.3	-68 41 39	16 7	7 4	29 18	28 18	-	0.33	0.33	4.6	20.8	04555-6841	C	
192	04 55 35	-66 39	24 12	28 12	90 45	-	p	0.44	1.78	18.6	C	04557-6639:	M	
193	04 55 35	-69 11	11 7	4 2	20 18	28 23	p:	0.15	0.22	0.8	10.4	-	C	
194	04 55 35.3	-68 29 59	19 8	27 4	54 22	46 25	p:	0.41	2.55	13.2	43.7	04555-6829	M	
195	04 55 37.9	-66 30 24	35 16	22 14	100 60	-	p:	0.70	0.89	16.6:	C	04556-6630	C	
196	04 55 38	-70 53	2 -	2 -	10 7	11 8	-	0.07:	0.22	1.2	6.2	04557-7052:	C	
197	04 55 40	-68 37	15 6	4 3	-	-	-	0.33	0.11	C	C	-	S	
198	04 55 42.1	-67 53 25	7 2											

TABLE III (continued).

(1)	(2)	(3)	(4)	(5)	(6)	(7)	(8)	(9)	(10)	(11)	(12)	(13)	(14)
Number	Position RA(1950) h m s DEC(1950) ° ' "	12 μm Peak Bg	25 μm Peak Bg 10 ⁻⁴ Matt	60 μm Peak Bg m ² sr ⁻¹	100 μm Peak Bg	Size arcmin	F 12 μm Jy	F 25 μm Jy	F 60 μm Jy	F 100 μm Jy	IRAS-Id	Spect- rum	Comments
212	04 56 25 -69 11	12 8	4 3	20 18	-	-	0.15	0.11	0.8	C		M	
213	04 56 26.9 -69 35 47	9 5	4 2	22 19	21 18	-	0.75	0.22	1.2	6.2	04564-6935	C	
214	04 56 35.4 -66 37 21	43 17	50 14	150 60	105 60	-	0.96	4.00	37.3	93.6	04565-6637	C	
215	04 56 40 -67 55	4 -	2 -	11 7	11 8	-	0.15	0.22	1.7	4.2		C	
216	04 56 40.0 -69 28 56	15 4	10 4	40 25	28 21	p	0.41	0.67	6.2	14.6	04566-6928	C	
217	04 56 41.2 -66 29 03	135 20	310 15	650 60	320 70	p	4.25	32.74	244.3	520.0	04566-6629	C	
218	04 56 43.5 -68 57 19	9 4	3 2	-	-	-	0.19	0.11	C	C	04567-6857	S	
219	04 56 46.1 -66 35 34	-	25 15	-	-	p:	-	1.11:	C	C	04568-6635	S	
220	04 56 50 -66 50	5 -	1 -	-	-	-	0.19	0.11:	-	-		M	
221	04 56 50 -70 19	5 -	1 -	9 3	9 2	-	0.19	0.11:	2.5	14.6		C	
222	04 57 00 -66 39	21 14	-	-	-	-	0.26	C	C	C		S	
223	04 57 01.1 -66 47 01	4 -	5 -	13 6	9 6	p	0.15	0.56	2.9	6.2:	04570-6647	C	
224	04 57 06 -71 14	-	-	3 1	4 1	p:	-	-	0.8	6.2		C	
225	04 57 08.5 -69 54 58	22 -	11 -	2 1	-	p	0.81	1.22	0.4:	-	04571-6954	M	
226	04 57 09.2 -66 27 45	60 35	75 30	-	-	-	1.00	4.99	C	C	04571-6627	M	
227	04 57 15 -68 08	2 -	1 -	10 7	10 8	-	0.07:	0.11:	1.2	4.2:		C	
228	04 57 20 -68 56	14 6	4 3	38 20	33 20	-	0.30	0.11:	7.5	27.0		C	
229	04 57 20.6 -66 23 52	35 25	15 10	-	-	-	0.37	0.56	C	C		C	
230	04 57 22.5 -69 16 13	22 7	12 3	59 24	47 22	p:	0.56	1.00	14.5	52.0	04573-6623	M	
											04573-6916	C	
											X0457-692	C	
231	04 57 23.2 -70 31 24	3 -	1 -	8 2	7 3	-	0.11:	0.11:	2.5	8.3	04573-7031	C	
232	04 57 23.3 -68 49 12	40 6	47 2	135 20	67 20	p	1.26	4.99	47.6	97.8	04573-6849	C	
											X0457-688	C	
233	04 57 23.8 -71 00 02	12 -	-	-	-	-	0.44	-	-	-	04573-7100	S	SAD 256146
234	04 57 25.4 -67 25 23	3 -	1 -	5 3	5 3	-	0.11:	0.11:	0.8	4.2:	04574-6725	C	
235	04 57 25.9 -68 29 36	80 4	120 4	305 20	135 25	p	2.81	12.86	118.0	228.8	04574-6829	C	
											X0457-685	C	
236	04 57 30 -68 22	4 -	3 2	17 10	15 10	-	0.15:	0.11	2.9	10.4		C	
237	04 57 30 -69 13	15 7	3 2	-	-	-	0.30	0.11:	C	C		S	
238	04 57 30 -71 04	-	1 -	5 2	4 2	-	-	0.11:	1.2	4.2		C	
239	04 57 30.4 -67 07 44	2 -	1 -	7 4	8 4	-	0.07:	0.11:	1.2	8.3	04575-6707	C	
240	04 57 32.9 -67 41 45	2 -	2 -	9 6	10 8	-	0.07:	0.22	1.2	4.2:	04575-6741	C	
241	04 57 35 -67 17	3 -	2 -	10 5	10 7	-	0.11:	0.22	2.1	6.2		C	
242	04 57 35 -69 35	8 3	4 3	33 22	25 20	p:	0.19	0.33	4.6	10.4		C	
243	04 57 36.1 -66 31 53	50 30	50 30	250 100	125 100	-	0.74:	2.22:	4.2	52.0	04576-6651	M	
244	04 57 36.2 -66 19 53	20 12	12 6	55 25	-	-	0.30	0.47	12.6	C		M	
245	04 57 37.9 -69 00 44	15 7	7 3	26 20	25 20	p:	0.30	0.44	2.5:	10.4:	04576-6900	C	
246	04 57 40 -68 27	17 6	11 3	52 20	-	-	0.41	0.89	13.2	C		M	
247	04 57 40 -69 52	4 -	-	3 1	2 1	-	0.15	-	0.8:	2.1:		C	
248	04 57 40.5 -66 35 19	85 20	150 17	270 80	-	p:	2.40	12.54	78.7	C	04576-6633	M	
249	04 57 56.3 -69 24 48	12 6	6 3	30 20	28 18	-	0.22	0.33	4.1	20.8	04579-6924	C	
250	04 57 59.2 -69 04 35	14 6	4 2	20 18	20 18	p	0.30	0.22	0.8:	4.2:	04579-6904	C	
251	04 58 00 -66 26	42 20	45 10	150 70	100 70	p:	0.81	3.88	33.1	62.4	04580-6626:	C	
252	04 58 04.4 -68 11 52	4 -	1.5 -	13 8	12 10	-	0.15:	0.17	2.1	4.2:	04580-6811	C	
253	04 58 08.7 -70 13 27	16 -	4 -	-	-	p	0.59	0.44	-	-	04581-7013	S	
254	04 58 08.8 -67 45 32	2 -	2 -	12 7	10 8	-	0.07:	0.22	2.1	4.2:	04581-6745	C	
255	04 58 10 -68 04	4 -	1 -	11 8	13 9	-	0.15	0.11	0.8:	C		M	
256	04 58 10 -69 09	9 5	3 2	19 17	-	-	0.26	0.56	13.2	41.6		C	
257	04 58 20 -66 17	17 10	10 5	52 20	45 25	-	-	-	1.2	4.2	04583-7051	C	
258	04 58 20.5 -70 51 44	-	-	5 2	4 2	-	-	-	4.1	C		M	
259	04 58 25 -66 35	18 10	8 4	40 30	-	-	0.30	0.44	4.1	C		C	
260	04 58 25.5 -65 53 19	2 -	1 -	5 -	3 -	p	0.07:	0.11:	2.1	6.2	04584-6553	M	
261	04 58 27.8 -67 25 36	-	-	5 3	5 3	-	-	-	0.8:	4.2:	04584-6725	C	
262	04 58 29.5 -68 28 37	6 3	-	-	-	-	0.11:	C	C	C	04584-6828	S	
263	04 58 30 -68 57	7 -	4 2	24 16	22 20	-	0.26	0.22	3.3	4.2		C	
264	04 58 33.0 -67 35 24	-	-	7 5	6 4	-	-	-	0.8	4.2	04585-6735	C	
265	04 58 36.5 -70 27 28	6 -	3 -	12 5	10 4	-	0.22	0.33	2.9	12.5	04586-7027	C	
266	04 58 39.1 -66 14 17	18 8	12 4	3 -	-	-	0.37	0.89	C	C	04586-6614	M	
267	04 58 40 -69 36	5 -	4 2	25 20	20 17	-	0.19	0.22	2.1	6.2		C	
268	04 58 45 -66 20	23 14	9 6	40 20	55 35	-	0.33	0.35:	8.3:	41.6:	04587-6618:	C	
269	04 58 45 -66 22	25 14	13 6	45 25	-	p:	0.33	0.78	8.3	C	04590-6621:	M	
270	04 58 45 -69 58	2 -	1 -	2 1	3 2	-	0.07:	0.11:	0.4	2.1:	04586-6955:	C	
271	04 58 46.2 -66 11 3	13 5	5 2	-	-	p:	0.30	0.33	C	C	04587-6611	M	
272	04 58 46.6 -69 11 59	12 6	5 3	30 20	28 19	-	0.22	0.22	4.1	18.7	04587-6911	C	
273	04 58 48.1 -68 11 39	8 -	3 -	-	-	p:	0.30	0.33	-	-	04588-6811	M	
274	04 58 52.8 -69 01 52	8 4	4 1.5	23 18	20 15	-	0.15	0.28	2.1	10.4:	04588-6901	C	
275	04 58 54.7 -68 25 07	7 3	5 1.5	20 12	16 12	-	0.15	0.39	3.3	8.3	04589-6825	C	
276	04 58 56.7 -65 47 38	2 -	-	-	-	p	0.07:	0.44	-	-	04589-6547	M	
277	04 58 59.7 -66 30 54	10 8	5 3	30 15	30 20	-	0.07:	0.22	6.2:	20.8:	04589-6630	C	
278	04 59 00 -66 40	4 -	2 -	16 8	15 8	-	0.15	0.22	3.3	14.6		C	
279	04 59 00 -70 35	-	-	3 -	2 -	-	-	-	1.2	4.2		C	
280	04 59 00 -71 46	-	-	2 -	2 -	-	-	-	0.8	4.2		C	
281	04 59 02.4 -69 21 48	9 5	5 2	-	-	-	0.15	0.33	C	C	04590-6921	M	
282	04 59 05.3 -68 29 37	4 -	-	-	-	-	0.15:	C	C	C	04590-6829	S	
283	04 59 15 -66 17	9 6	3 2	22 18	-	-	0.11	0.11	1.7	C		M	
284	04 59 15 -66 36	6 2	3 1	10 8	-	-	0.15	0.22:	0.8:	C		C	
285	04 59 19.9 -69 16 02	4 -	4 2	21 17	18 16	-	0.15:	0.22	1.7	4.2:	04593-6916	C	
286	04 59 26.4 -69 26 40	6 3	3 2	19 17	18 16	-	0.11:	0.11	0.8:	4.2:	04594-6926	C	
287	04 59 40.2 -67 48 17	5 -	3 -	12 7	10 7	p:	0.19	0.33	2.1	6.2	04596-6748	C	
288	04 59 43.8 -70 54 34	-	-	-	-	-	-	-	1.2	4.2:	04597-7054	C	
289	04 59 45 -66 12	9 4	4 2	17 11	22 14	-	0.19	0.22	2.5	14.6		C	
290	04 59 50 -66 21	14 5	17 2	33 13	25 15	p:	0.33	1.66	8.3	20.8		C	
291	04 59 52.5 -70 36 19	-	4 -	2 -	2 1	p	-	0.44	0.8	2.1:	04598-7036	C	
292	05 00 00 -68 04	3 -	2 -	12 7	12 10	-	0.11:	0.22	2.1	4.2		C	
293	05 00 02.0 -69 21 45	7 3	2 1	-	-	-	0.15	0.11	C	C	05000-6921	S	
294	05 00 03 -68 39	4 -	-	-	-	-	0.15:	-	-	-		S	SAD 249164
295	05 00 03.2 -70 13 22	18 5	10 2	56 4	35 4	p:	0.48	0.89	21.5	64.5	05000-7013	C	
296	05 00 07.9 -68 46 31	4 -	2 -	9 6	11 7	-	0.15	0.22:	1.2	8.3	05001-6846	C	
297	05 00 18.6 -67 12 21	12 -	4 -	5 3	4 3	p	0.44	0.44	0.8:	2.1:	05003-6712	C	
298	05 00 20 -66 28	8 4	5 2	14 10	-	-	0.15	0.33	1.7:	C		M	
299	05 00 20 -69 52	2 -	1.5 -	18 16	15 13	-	0.07:	0.17:	0.8	4.2		C	
300	05 00 20 -70 45	-	-	4 1	3 1	p:	-	-	1.2	4.2		C	
301	05 00 25 -68 29	11 4	1.5 -	16 10	13 10	-	0.26	0.17	2.5	6.2		C	
302	05 00 26.4 -70 07 49	5 -	4 -	17 7	10 6	p	0.19	0.44	4.1	8.3	05004-7007	C	
303	05 00 30 -70 32	6 -	-	-	-	-	0.22	-	-	-		S	
304	05 00 31.0 -69 34 11	3 -	2 -	15 11	12 9	-	0.11:	0.22	1.7	6.2:	05005-6936	C	
305	05 00 33.9 -65 59 02	2 -	-	9 6	-	-	0.07:	0.22	2.				

TABLE III (continued).

(1)	(2)		(3)		(4)		(5)		(6)		(7)	(8)		(9)	(10)		(11)	(12)	(13)	(14)
Number	RA(1950) h m s	Position DEC(1950) ° ' "	12 μm Peak Bg	25 μm Peak Bg	60 μm Peak Bg	100 μm Peak Bg	Size arcmin	F 12μm Jy	F 25μm Jy	F 60μm Jy	F 100μm Jy	IRAS-Id	Spectrum	Comments						
316	05 01 21.5	-65 58 20	6 2	4 1	22 12	15 12	-	0.15:	0.33	4.1	6.2:	05013-6558	C							
317	05 01 25	-70 21	-	-	5 3	2 1	-	-	-	0.8	2.1:	-	C							
318	05 01 30	-68 17	10 5	5 1.5	16 11	21 15	-	0.19	0.39	2.1	12.5	-	C							
319	05 01 30	-70 47	-	-	6 3	6 3	-	-	-	1.2	6.2	-	C							
320	05 01 32.1	-65 44 18	-	1 -	2 -	-	-	-	0.11:	0.8:	-	05015-6544	M							
321	05 01 39.1	-68 05 54	85 6	7 -	-	-	p	2.92	0.78	-	-	05016-6805	S							
322	05 01 40	-68 50	-	1.5 -	13 10	16 14	-	-	0.17:	1.2	4.2:	-	C							
323	05 01 40	-69 55	-	-	10 4	7 4	-	-	-	2.5	6.2	-	C							
324	05 01 41.4	-68 10 03	125 6	26 2 -	-	-	p	4.40	2.66	-	-	05016-6810	S							
325	05 01 50	-71 06	-	-	3 -	2 -	-	-	-	1.2	4.2	-	C							
326	05 01 54.0	-67 51 59	7 -	4 -	8 6	9 8	-	0.26	0.44	0.8	2.1:	05019-6751	C							
327	05 01 55	-69 34	5 -	1 -	-	-	-	0.19	0.11:	-	-	-	C							
328	05 02 00	-68 40	4 -	3 1.5	20 10	17 12	-	0.15	0.17	4.1	10.4	-	S	SAO 249172						
329	05 02 00	-68 47	4 -	1.5 -	13 8	13 9	-	0.15	0.17	2.1	8.3	-	C							
330	05 02 00	-70 05	-	-	5 4	3 2	-	-	-	0.4	2.1:	-	C							
331	05 02 00	-70 33	-	-	2 -	3 2	-	-	-	0.8	2.1	-	C							
332	05 02 00.5	-69 03 22	22 11	6 3	23 20	-	p	0.41	0.33	1.2:	C	05020-6903	M							
333	05 02 10	-68 23	4 2	3 1.5	15 11	16 12	-	0.07	0.17	1.7	8.3	05023-6822	C							
334	05 02 10.3	-66 44 02	3 -	2 -	4 2	4 2	-	-	-	0.8	4.2	05021-6644	C							
335	05 02 12	-71 24	3 -	2 -	-	-	-	0.11:	0.22:	-	-	-	M							
336	05 02 15	-67 55	3 -	1.5 -	10 8	11 9	-	0.11:	0.17:	0.8	4.2:	-	C							
337	05 02 15	-70 10	5 -	1 -	6 4	6 4	-	0.19	0.11:	0.8	4.2	-	C							
338	05 02 19.9	-69 12 21	-	3 1.5	18 14	-	-	-	0.17:	1.7	C	05023-6912	M							
339	05 02 20	-67 45	2 -	2 -	9 6	10 8	-	0.07:	0.22:	1.2	4.2:	-	C							
340	05 02 22.7	-69 37 55	3 -	1.5 -	12 7	10 6	-	0.11:	0.17	2.1	8.3	05023-6937	C							
341	05 02 27.1	-68 13 56	6 3	3 1	11 9	12 10	-	0.11:	0.22	0.8	4.2	05024-6813	C							
342	05 02 31.2	-69 06 24	24 11	10 5	54 32	50 31	1x1:	0.72	0.78	10.3	41.3	05025-6906	C							
343	05 02 33.9	-70 46 53	2 -	1.5 -	10 6	7 6	-	0.07:	0.17	1.7	2.1	05025-7046	C							
344	05 02 37.4	-68 09 39	13 4	7 1	9 7	9 8	p	0.33	0.67	0.8	2.1	05026-6809	C							
345	05 02 40	-67 04	6 -	2 -	10 7	13 9	-	0.22	0.22	1.2	8.3	-	C							
346	05 02 44.2	-71 24 15	2 -	80 -	13 1	3 2	p	0.81	8.08	5.0	2.1	05027-7124	M							
347	05 02 45.2	-69 09 00	19 10	7 4	40 33	-	p:	0.33	0.33	2.9:	C	05027-6908	M							
348	05 02 49.5	-68 31 08	8 3	5 2	24 13	20 15	p:	0.19	0.33	4.6	10.4:	05028-6831	C							
349	05 03 00	-66 56	4 -	3 1	12 8	12 10	-	0.15	0.22	1.7	4.2	-	C							
350	05 03 00	-71 37	-	-	2 -	2 -	-	-	-	0.8	4.2	-	C							
351	05 03 00.2	-65 56 50	6 -	3 -	15 9	18 12	-	0.22:	0.33	2.5	12.5	05030-6556	C							
352	05 03 06.3	-71 54 35	4 -	-	-	-	-	0.15	-	-	-	05031-7154	S							
353	05 03 10	-70 13	-	-	6 4	6 5	-	-	-	0.8	2.1:	-	C							
354	05 03 14.8	-67 38 08	3 -	2 -	9 7	9 8	-	0.11:	0.22	0.8	2.1:	05032-6738	C							
355	05 03 15	-65 53	6 -	2 1	-	-	-	0.22	0.11	-	-	-	S							
356	05 03 15	-67 16	14 6	5 2	25 16	28 20	-	0.30	0.33	3.7	16.6	-	C							
357	05 03 15.8	-70 19 18	-	-	5 3	5 3	p	-	-	0.8	4.2	05032-7019	C							
358	05 03 17.5	-70 41 20	-	-	10 7	9 6	-	0.07:	-	1.2	6.2	05032-7041	C							
359	05 03 21.0	-71 22 58	65 -	6 -	-	-	p	2.29	0.67	-	-	05033-7122	S	SAO 256154						
360	05 03 25	-66 16	2 -	2 -	5 2	5 -	-	0.07:	0.22	1.2	6.2	X0503-662	C							
361	05 03 30	-67 50	2 -	1.5 -	12 10	13 11	-	0.07:	0.17	0.8	4.2	-	C							
362	05 03 30	-68 17	-	1 -	8 6	8 7	-	-	0.11:	0.8	2.1	-	C							
363	05 03 30.7	-65 43 54	2 -	1 -	4 2	6 2	-	0.07:	0.11:	0.8	8.3	05035-6543	C							
364	05 03 35	-67 15	13 7	4 3	23 18	23 20	-	0.22	0.11	2.1	6.2:	-	C							
365	05 03 35	-68 32	13 8	6 3	23 16	27 20	-	0.19:	0.33	2.9	14.6	05036-6832	C							
366	05 03 36.9	-68 59 40	-	-	17 12	16 14	-	-	-	2.1	4.2:	05036-6859	C							
367	05 03 39.6	-66 49 00	9 3	7 1	12 9	14 10	p:	0.22	0.67	1.2	8.3	05036-6649	C							
368	05 03 40	-68 35	13 8	6 3	-	-	-	0.19	0.33	C	-	-	M							
369	05 03 40	-71 00	-	-	3 -	2 1	-	-	-	1.2	2.1	-	C							
370	05 03 45	-70 46	2 -	2 -	10 8	8 7	-	0.07:	0.22	0.8	2.1:	-	C							
371	05 03 51.6	-67 22 39	35 10	37 4	90 13	48 11	p	0.93	3.66	31.9	77.0	05038-6722	C							
372	05 03 52.5	-68 57 15	13 3	3 -	-	-	-	0.37	0.33	C	C	05038-6857	S							
373	05 03 54.3	-69 04 11	12 8	5 3	38 33	35 32	p	0.15	0.22	2.1	4.2:	05039-6906	C							
374	05 03 55.0	-70 02 06	4 -	5 -	4 2	4 3	p	0.15	0.56	0.8:	2.1:	05039-7002	C							
375	05 03 57.1	-67 24 37	22 12	15 4	-	-	p:	0.37	1.22	C	C	05039-6724	M							
376	05 04 00	-71 29	4 -	-	-	-	-	0.15	-	-	-	-	S							
377	05 04 05	-66 34	4 -	2 -	9 3	9 3	2xp:	0.26	0.35	3.1	13.6	-	C							
378	05 04 05.1	-68 02 14	6 3	3 1	15 12	16 14	-	0.11:	0.22	1.2	4.2:	05040-6802	C							
379	05 04 07	-64 31	-	-	-	-	-	0.19	-	-	-	-	S							
380	05 04 10	-68 37	15 7	6 3	29 20	30 28	-	0.30	0.33	3.7	4.2:	-	C							
381	05 04 13.0	-65 58 25	-	3 -	9 4	9 6	-	-	0.33	2.1	6.2	05042-6558	C							
382	05 04 13.7	-68 29 45	8 4	3 2	20 16	-	-	0.15:	0.11:	1.7	C	05042-6829	M							
383	05 04 15.9	-67 20 27	20 5	8 3	-	-	-	0.56	0.56	-	-	05042-6720	M							
384	05 04 16.6	-68 27 55	7 3	2 -	16 14	-	p:	0.15:	0.33	0.8:	C	05042-6827	M							
385	05 04 16.8	-71 11 08	2 -	3 -	-	-	-	0.07:	0.33	C	C	05042-7111	C							
386	05 04 19.7	-67 15 09	12 9	6 4	22 15	20 15	-	0.11:	0.22	2.9	10.4:	05043-6715	C							
387	05 04 25	-67 09	9 6	2 1	15 10	17 15	-	0.11:	0.11:	2.1	4.2	-	C							
388	05 04 30	-68 56	4 -	1.5 -	25 15	23 19	-	0.15:	0.17:	4.1	8.3	-	C							
389	05 04 30	-69 12	10 7	5 3	-	-	-	0.11	0.22:	C	C	-	M							
390	05 04 35	-69 03	9 5	5 3	34 30	32 30	-	0.15	0.22	1.7:	4.2:	-	C							
391	05 04 40	-68 08	12 7	5 3	-	-	-	0.19	0.22	C	C	-	M							
392	05 04 41.9	-65 43 65	-	-	4 2	5 3	-	-	-	0.8	4.2	05046-6543	C							
393	05 04 42.8	-67 56 00	4 -	3 1.5	19 13	19 13	-	0.15	0.17	2.5	12.5	05047-6753	C							
394	05 04 43.2	-66 44 22	16 2	26 2	47 7	23 9	p:	0.52	2.66	16.6	29.1	05047-6644	C							
395	05 04 45.4	-71 10 53	2 -	5 -	16 2	11 3	p:	0.07:	0.56	5.8	16.6	05047-7110	C							
396	05 04 47.3	-66 42 02	10 1	6 1	13 7	-	p:	0.33	0.56	2.5	C	05047-6642	C							
397	05 04 47.9	-66 53 28	11 4	7 1	21 8	17 12	1x1	0.39	0.93	6.1	10.9	05047-6653	C							
398	05 04 50	-70 14	14 10	9 5	30 26	-	p:	0.15	0.44	1.7:	C	-	M							
399	05 04 50	-70 50	20 3	23 4	65 10	35 10	p	0.63	2.11	22.8	52.0	05049-7047:	C							
400	05 05 00	-68 33	13 8	5 2	33 24	34 31	-	0.19	0.33	3.7	6.2	X0504-708	C							
401	05 05 00	-69 08	15 9	7 4	42 38	40 36	-	0.22	0.33	1.7	8.3	-	C							
402	05 05 00	-69 49	-	1 -	6 4	7 6	-	-	0.11	0.8	2.1	-	C							
403	05 05 00	-71 28	4 -	-	4 2	4 2	-	0.15:	-	0.8	4.2	-	C							
404	05 05 04.5	-67 37 53	4 -	4 1.5	22 8	15 10	-	0.15:	0.50	5.8	10.4:	05050-6737	C							
405	05 05 08.0	-66 07 31	18 7	23 4	81 20	44 18	p	0.43	2.11	25.3	54.1	05051-6807	C							
406	05 05 09.0	-68 58 11	10 6	1 -	-	-	p:	0.15	0.11:	-	-	X0505-681	S							
407	05 05 10	-70 31	-	-	4 2	2 1	-	-	-	0.8	2.1	-	C							
408	05 05 10.1	-67 58 44	4 -	-	-	-	-	0.15:	-	-	-	05051-6758	S							
409	05 05 11.5	-70 58 30	42 -	109 3	161 9	48 7	p	1.55	11.77	62.9	85.3	05051-7058	C							
410																				

TABLE III (continued).

(1)	(2)	(3)	(4)	(5)	(6)	(7)	(8)	(9)	(10)	(11)	(12)	(13)	(14)	
Number	Position RA(1950) h m s DEC(1950) ° ' "	12 μ m Peak Bg	25 μ m Peak Bg 10^{-4} Watt $m^{-2}sr^{-1}$	60 μ m Peak Bg 10^{-4} Watt $m^{-2}sr^{-1}$	100 μ m Peak Bg	Size arcmin	F 12 μ m Jy	F 25 μ m Jy	F 60 μ m Jy	F 100 μ m Jy	IRAS-Id	Spect- trum	Comments	
417	05 05 50	-70 09	9 8	4 3	30 26	34 30	-	0.04:	0.11	1.7	8.3	C		
418	05 05 30	-71 05	3	2	6 4	8 5	-	0.11:	0.22	0.8	6.2	C		
419	05 05 35	-68 11	13 7	6 4	44 35	37 33	-	0.22	0.22	3.7:	8.3:	C		
420	05 05 38.9	-69 52 38	-	1	9 7	8 6	-	-	0.11:	0.8	4.2	05056-6952	C	
421	05 05 45	-67 06	3	-	10 7	12 10	-	0.11:	-	1.2	4.2	C		
422	05 05 45	-68 32	11 7	3 2	30 25	23 21	-	0.15	0.11	2.1	4.2:	C		
423	05 05 46.4	-67 56 44	-	1.5	10 9	-	-	-	0.17:	0.4:	-	05057-6756	C	
424	05 05 48	-72 29	10 3	-	-	-	p	0.26	-	-	-	M	SAO 256158	
425	05 05 53.8	-68 43 04	7	-	3 1.5	-	p	0.26	0.17:	-	-	05058-6843	S	
426	05 05 57.4	-66 46 38	-	2	9 6	9 7	-	-	0.22:	1.2	4.2:	05059-6646	C	
427	05 06 00	-69 14	12 4	6 3	30 28	26 24	-	0.30	0.11:	0.8	4.2	C		
428	05 06 00	-71 37	-	1	4 2	-	-	-	0.11:	0.8	-	M		
429	05 06 00.6	-68 14 57	8 5	9 4	44 25	-	-	0.11:	0.56	7.9	C	05060-6814	M	
430	05 06 05.1	-70 37 40	5	2	2	-	-	0.19	0.22	0.8	-	05060-7037	C	
431	05 06 09.9	-65 47 01	-	1	4 2	5 4	-	-	0.11:	0.8	2.1	05061-6547	C	
432	05 06 10	-68 47	5	2	9 6	9 7	-	0.19:	0.22	1.2	4.2:	C		
433	05 06 10	-67 24	-	-	10 7	11 9	-	-	-	1.2	4.2	C		
434	05 06 10.7	-68 41 38	-	-	18 12	16 15	-	-	-	2.5	2.1:	05061-6841	M	
435	05 06 15	-68 09	14 8	7 4	-	-	-	0.22	0.33	C	-	M		
436	05 06 20.6	-69 08 08	10 7	5	2	-	-	0.11:	0.33	-	-	M		
437	05 06 26.7	-65 26 26	8	-	1	-	p	0.30	0.11:	-	-	05063-6908	M	
438	05 06 35.0	-69 03 12	2	4	3	23 19	20 18	-	0.07:	0.11:	1.7	4.2	05064-6524	S
439	05 06 39.2	-70 02 46	5 3	-	17 14	-	-	0.07:	-	1.2	-	05066-6903	C	
440	05 06 39.3	-70 14 02	14 6	5 3	35 25	30 23	p	0.30	0.22:	4.1	14.6	05066-7002	M	
441	05 06 40	-65 39	-	-	5 2	5 2	-	-	-	1.2:	6.2	C		
442	05 06 40	-68 28	-	4 3	32 26	23 21	-	-	0.11	2.5	4.2:	C		
443	05 06 40	-68 36	17 8	6 3	40 30	35 30	-	0.33	0.33	6.1	10.4	C		
444	05 06 40	-69 41	6	1.5	-	-	-	0.22	0.17:	-	-	S		
445	05 06 40	-71 02	4	-	9 5	8 4	-	0.15	0.11:	1.7	8.3	C		
446	05 06 45	-69 35	4	-	5 3	4 3	-	0.15:	0.11:	0.8	2.1	C		
447	05 06 49.2	-68 13 15	14 7	9 4	42 24	35 23	p:	0.26	0.56	7.5	25.0	05068-6813	C	
448	05 06 51.8	-70 32 10	13 3	8 1.5	34 11	25 9	1x1:	0.55	1.00	10.8	34.8	05068-7032	C	
449	05 06 53.8	-67 10 19	-	-	8 6	8 7	-	-	-	0.8	2.1	05068-6710	C	
450	05 06 56.7	-70 47 46	4	2	14 8	11 9	-	0.15:	0.22:	2.5	4.2:	05069-7047	C	
451	05 07 00	-69 17	10 6	5 3	32 26	-	-	0.15	0.22	2.5	C	M		
452	05 07 00.6	-69 21 58	8 4	3 2	20 16	21 18	-	0.15:	0.11:	1.7:	6.2:	05070-6921	C	
453	05 07 01.4	-65 34 20	-	-	3 2	6 3	-	-	-	0.4	6.2	05070-6534	C	
454	05 07 03.3	-67 57 41	4	-	9 6	10 7	-	0.15	0.11:	1.2	6.2	05070-6757	C	
455	05 07 03.3	-70 20 43	5	-	2	4 3	-	0.19	0.33	0.8	2.1:	05070-7020	C	
456	05 07 10	-66 53	-	-	10 7	8 6	-	-	-	1.2	4.2	C		
457	05 07 15	-68 26	10 6	6 5	34 26	29 25	-	0.15	0.33	3.3	8.3	C		
458	05 07 17.2	-68 44 59	2	-	3 2	23 20	-	0.07:	0.11:	1.2	-	05072-6644	M	
459	05 07 19.0	-68 50 31	7 4	2 1.5	23 20	17 13	-	0.11	0.06:	1.2:	8.3:	05073-6850	C	
460	05 07 20	-66 30	-	-	4 2	5 3	-	-	-	0.8	4.2	C		
461	05 07 20	-68 36	11 7	7 4	52 35	40 35	-	0.15	0.33	7.0	10.4:	C		
462	05 07 20	-69 56	-	1.5	10 8	12 10	-	-	0.17	0.8	4.2	C		
463	05 07 20.0	-67 52 43	6	-	4	4	p	0.22	0.46	0.8:	-	05073-6752	M	
464	05 07 27.9	-66 47 15	14	-	9 7	7 5	-	0.22	0.11:	0.8	4.2	05074-6647	C	
465	05 07 30	-69 06	16 6	5 3	33 28	32 30	-	0.30	0.22	2.1	4.2	C		
466	05 07 30	-69 12	9 6	5 3	24 22	22 21	-	0.11	0.22	0.8	2.1:	C		
467	05 07 35	-67 16	-	-	9 7	9 8	-	-	-	0.8	2.1	C		
468	05 07 40	-70 08	-	2 1	21 14	20 19	-	-	0.11:	0.8	2.1	C		
469	05 07 40.4	-70 47 04	8 4	3	18 12	17 12	-	0.15:	0.33	2.5	10.4	05076-7047	C	
470	05 07 44.2	-71 19 53	16	-	-	-	p	0.59	0.22:	-	-	05077-7119	S	
471	05 07 45	-70 12	-	-	24 22	24 22	-	-	-	0.8	4.2	C		
472	05 07 50	-68 33	14 10	6 3	47 39	-	-	0.15	0.33	3.3	C	M		
473	05 07 50	-68 36	12 8	7 5	59 36	40 35	-	0.15	0.22	9.5	10.4:	C		
474	05 07 50	-69 17	6 4	4 3	34 31	26 24	-	0.07:	0.11	1.2	4.2	C		
475	05 07 55	-68 51	-	3 1.5	27 24	20 18	-	-	0.17	1.2	4.2	C		
476	05 08 00	-71 04	3	-	-	-	-	0.11:	-	-	-	S		
477	05 08 00	-71 36	-	-	4 2	4 2	-	-	-	0.8	4.2	C		
478	05 08 03.9	-68 59 56	21 10	7 4	42 30	38 35	p	0.41	0.33	5.0	6.2:	05080-6859	C	
479	05 08 05	-70 44	4	-	3 1	13 11	-	0.15:	0.22	0.8	2.1:	C		
480	05 08 11.2	-67 41 38	2	-	11 6	9 7	-	0.07:	0.11:	2.1	4.2	05081-6741	C	
481	05 08 11.9	-68 55 33	-	7 3	35 30	-	-	-	0.44	2.1:	C	05081-6855	M	
482	05 08 12	-68 29	11 7	4 3	39 30	30 28	-	0.15	0.11	3.7	4.2	C		
483	05 08 15.5	-68 44 21	6 4	4 3	35 30	-	-	0.07:	0.11	2.1:	C	05082-6844	M	
484	05 08 19.6	-70 55 43	3	-	9 7	-	-	0.11:	0.11:	0.8	C	05083-7055	M	
485	05 08 22	-66 52	2	-	9 7	6 5	-	0.07:	0.22:	0.8:	2.1:	C		
486	05 08 30	-66 43	-	3	6 4	5 4	-	-	0.35	0.8:	2.1:	C		
487	05 08 30	-70 15	-	2	20 18	24 22	-	-	0.11:	0.8	4.2	C		
488	05 08 30	-70 32	3	-	2	13 11	-	0.11:	0.11	0.8	2.1	C		
489	05 08 30	-71 17	3	-	10 5	8 4	p	0.11:	0.11:	2.1	8.3	05079-7115:	C	
490	05 08 33.5	-70 09 38	2	-	20 18	-	-	0.07:	0.11:	0.8:	C	05085-7009	M	
491	05 08 34.2	-70 34 31	4 2	3 1.5	14 10	16 12	-	0.07:	0.17	1.7	8.3	05085-7039	C	
492	05 08 40	-68 23	7 4	4 2	31 21	28 24	-	0.11:	0.22	4.1	8.3	C		
493	05 08 40	-68 57	14 13	7 6	-	-	-	0.11:	0.11:	C	C	C		
494	05 08 40	-69 03	19 14	9 6	49 41	47 42	-	0.19:	0.33	3.3	10.4	C		
495	05 08 40	-69 25	23 12	8 5	45 38	40 35	-	0.41	0.33	2.9	10.4:	C		
496	05 08 44.4	-67 13 04	5 2	-	10 9	11 9	-	0.11:	-	0.4:	4.2	C		
497	05 08 50	-66 22	-	-	5 3	4 2	-	-	-	0.8	4.2	C		
498	05 08 50	-70 03	2	-	16 14	14 12	-	0.07:	0.11	0.8	4.2	C		
499	05 08 50	-70 35	4	-	2 1	13 10	-	0.15	0.11	1.2	2.1	C		
500	05 08 53	-67 14	6	-	-	-	-	0.22	0.11:	-	-	S	SAO 249201	
501	05 08 54.8	-68 42 11	11 9	6 4	35 30	38 35	-	0.07:	0.22	2.1:	6.2:	05089-6842	C	
502	05 08 57.0	-69 28 28	25 18	14 9	65 42	67 43	p	0.26:	0.56	9.5	49.9	05089-6928	C	
503	05 08 58.5	-69 06 47	18 10	6 4	34 29	35 32	-	0.30	0.22	2.1	6.2:	05089-6906	C	
504	05 09 00	-71 21	5	-	6 2	7 5	p	0.19	0.22	1.7	4.2	05092-7121:	C	
505	05 09 02.2	-70 50 58	-	-	1	8 6	-	-	0.11:	0.8	C	05090-7050	M	
506	05 09 05	-67 15	4	-	13 10	13 12	-	0.15	0.17	1.2	2.1	C		
507	05 09 10	-68 32	18 11	6 4	42 38	-	-	0.26	0.22	1.7:	C	X0509-685*	M	
508	05 09 10.3	-69 04 33	19 12	7 5	-	-	-	0.26	0.22	C	C	05091-6904	S	
509	05 09 15	-71 53	-	-	2	3 2	-	-	-	0.8	2.1	C		
510	05 09 16.1	-68 48 15	30 16	20 11	95 60	72 50	p	0.52	1.00	14.5	45.8	05092-6848	C	
511	05 09 24	-71 35	5	-	4 2	4 3	-	0.19	-	0.8:	2.1	C		
512	05 09 25	-70 10	5	-	-	-	-	0.19	0.17:	-	-	S		
513	05 09 25.7	-67 51 03	4	-	5 1	-	-	0.15:	0.44	-	-	05094-6751	M	
514	05 09 26.3	-68 33 53	20 11	23 3	68 30	52 34	p	0.33	2.22	15.7	37.4	05094-6833	C	
515	05 09 30	-69 41	-	-	9 8	9 8	-	-	-	0.4	2.1	C		
516														

TABLE III (continued).

(1)	(2)	(3)	(4)	(5)	(6)	(7)	(8)	(9)	(10)	(11)	(12)	(13)	(14)	
Number	Position RA(1950) h m s DEC(1950) ° ' "	12 μm Peak Bg	25 μm Peak Bg 10 ⁻⁴ Watt m ⁻² sr ⁻¹	60 μm Peak Bg	100 μm Peak Bg	Size arcmin	F 12μm Jy	F 25μm Jy	F 60μm Jy	F 100μm Jy	IRAS-Id	Spec- trum	Comments	
522	05 09 45 -69 13	12 8	-	-	-	-	0.15:	-	-	-	-	S	SAO 249209	
523	05 09 45 -70 22	8	-	3 1	20 17	23 19	-	0.30:	0.22:	1.2	8.3	C		
524	05 09 49.3 -68 42 23	23 16	14 5	58 36	47 58	p	0.33	1.00	9.1	18.7	05098-6842	C		
525	05 09 50 -67 58	7 3	2	22 14	22 15	-	0.15	0.22:	3.3	14.6	-	C		
526	05 09 50 -69 47	3	-	-	-	-	0.11:	-	-	-	-	S	SAO 249210	
527	05 09 50 -70 55	5	-	2 1	10 8	12 9	-	0.19	0.11	0.8	6.2	-	C	
528	05 09 59.6 -67 40 19	5	-	4	6 4	7 5	p	0.19	0.44	0.8	4.2	05099-6740	C	
529	05 10 00 -68 21	20 15	10 7	-	-	-	-	0.19	0.33	C	C	M		
530	05 10 00 -69 28	21 15	9 7	-	-	-	-	0.22	0.22	-	-	M		
531	05 10 00.0 -68 50 04	27 18	14 8	-	-	p:	0.33	0.67:	C	C	05100-6850	M		
532	05 10 00.2 -66 29 03	21	-	2	-	p	0.78	0.22	-	-	05100-6629	S	SAO 249212	
533	05 10 03.0 -68 12 10	-	-	-	-	-	-	-	-	-	-	S		
534	05 10 05 -68 57	220 27	490 20	830 70	280 65	p	7.14	52.17	314.6	447.2	05101-6855A:	C		
535	05 10 06.8 -69 05 58	12 9	5 4	40 35	-	-	0.11	0.11:	2.1:	C	05101-6905	M		
536	05 10 09.9 -69 17 38	25 14	9 7	55 35	45 35	-	0.41	0.22	8.3	20.8:	05101-6917	C		
537	05 10 22.0 -69 29 34	25 11	10 6	52 38	53 40	p:	0.52	0.44:	5.8	27.0	05103-6929	C		
538	05 10 22.0 -71 31 20	3	-	5	15 3	7 3	p	0.11:	0.56	5.0	8.3	05103-7131	C	
539	05 10 22.4 -69 59 25	5	-	1	9 8	8 7	-	0.19	0.11:	0.4:	2.1	05103-6959	C	
540	05 10 24 -71 34	-	-	-	4 2	4 3	-	-	-	0.8	2.1	C		
541	05 10 25 -69 16	22 15	8 6	52 50	-	-	0.26	0.22	0.8:	C	-	M		
542	05 10 25 -69 25	13 8	6 3	25 17	30 28	p:	0.19	0.33	3.3	4.2:	05104-6923:	C		
543	05 10 30 -67 12	9 6	4 2	24 11	23 20	-	0.11	0.22	5.4	6.2	-	C		
544	05 10 32.4 -68 27 49	10 7	4 2	28 22	18 25	-	0.11	0.22:	2.5	6.2	05105-6827	C		
545	05 10 33.3 -67 58 28	-	-	2 1	17 15	16 15	-	0.11	0.8	2.1:	-	05105-6758	C	
546	05 10 35 -68 32	12 7	4 2	32 25	30 27	-	0.19	0.22	2.9	6.2	-	C		
547	05 10 38.2 -68 06 18	-	-	3 1	18 14	13 12	p:	-	0.22	1.7	2.1:	05106-6806	C	
548	05 10 38.5 -68 49 44	16 12	9 6	45 35	40 37	-	0.15	0.33	4.1	6.2:	05106-6849	C		
549	05 10 39.0 -66 36 51	-	-	1	6 4	5 3	-	-	0.11:	0.8	4.2	05106-6636	C	
550	05 10 39.3 -69 09 16	19 16	7 5	60 55	57 54	-	0.11:	0.22:	2.1:	6.2:	05106-6909	C		
551	05 10 44.2 -69 30 07	20 12	12 6	-	-	-	0.30:	0.67	C	C	05107-6930	M		
552	05 10 45.6 -69 53 43	8	-	2	11 9	9 8	p	0.30	0.22:	0.8	2.1	05107-6953	C	
553	05 10 46.1 -67 08 38	13 6	8 2	31 11	26 18	p	0.26	0.67	8.3	16.6	05107-6708	C		
554	05 10 50 -69 23	10 7	-	-	-	-	0.11:	-	-	-	-	S	SAO 249214	
555	05 10 50 -70 35	5	-	1	7 5	7 6	-	0.19	0.11:	0.8	2.1	-	C	
556	05 10 52.3 -70 17 41	9 4	13 2	24 14	17 16	p	0.19	1.22	4.1	33.3:	05108-7017	C		
557	05 10 52.9 -68 39 34	17 8	5 3	28 20	-	-	0.33	0.22	3.3:	C	05108-6839	M		
558	05 10 54 -71 05	2	-	1	8 4	7 6	-	0.07:	0.11:	1.7	2.1	-	C	
559	05 10 55.3 -66 56 55	-	-	-	10 7	12 8	-	-	-	1.2	8.3	05109-6656	C	
560	05 10 55.9 -67 02 53	8 4	1.5	-	14 10	15 12	-	0.15:	0.17:	1.7	6.2:	05109-6702	C	
561	05 10 56.7 -65 57 35	-	-	-	3	2 1	p:	-	-	1.2	2.1:	05109-6557	C	
562	05 11 00 -68 21	9 6	4 2	22 20	24 22	-	0.11	0.22	0.8	4.2	-	C		
563	05 11 00 -70 25	4	-	3 1	17 15	24 22	-	0.15	0.22	0.8	4.2	-	C	
564	05 11 00.5 -67 11 25	6 4	4 1.5	-	-	-	0.07:	0.28	C	C	05110-6711	M		
565	05 11 01.4 -72 08 13	4 1	-	-	-	-	0.11	-	-	-	-	S	SAO 256166/5	
566	05 11 05 -69 03	23 18	11 8	-	-	-	0.19	0.33	C	C	-	M		
567	05 11 05.5 -66 16 35	5	-	3	-	-	0.19	0.33	-	-	05110-6616	M		
568	05 11 10 -68 45	16 10	6 4	40 28	33 29	-	0.22	0.22	5.0	8.3	05112-6843:	S		
569	05 11 15 -69 41	9 2	1.5	-	-	-	0.24	0.17:	-	-	-	C		
570	05 11 17.3 -67 55 49	16 5	5 2	15 12	16 15	p	0.41	0.33	1.2	2.1:	05112-6755	C		
571	05 11 18.4 -67 39 57	9	-	3 1.5	-	-	0.33	0.17	-	-	05113-6739	S		
572	05 11 20 -67 47	4	-	1.5	-	16 15	-	0.15	0.17:	1.2	2.1	-	C	
573	05 11 20 -68 57	22 15	13 9	-	-	-	0.26	0.44	C	C	-	M		
574	05 11 20 -70 08	-	-	1	14 11	12 10	-	-	0.11:	1.2	4.2	-	C	
575	05 11 20.1 -69 39 07	8	-	3 1	16 12	-	p:	0.30	0.22	1.7:	C	05113-6939	M	
576	05 11 24 -71 13	6	-	-	-	-	0.22	-	-	-	-	S		
577	05 11 30 -66 30	-	-	-	4 2	4 3	-	-	-	0.8:	2.1	C		
578	05 11 30 -66 56	5	-	1	-	-	-	0.19	0.11:	C	C	S		
579	05 11 30 -67 27	3	-	1.5	-	13 9	-	0.11:	0.17:	1.7	4.2	C		
580	05 11 30 -68 39	12 8	4 3	32 26	27 24	-	0.15	0.11	2.5	6.2	-	C		
581	05 11 38.4 -71 45 04	2	-	-	4 2	4 3	-	0.07:	-	0.8	2.1	05116-7145	C	
582	05 11 40 -69 12	30 18	13 8	42 70	35 70	-	0.44	0.56	4.1:	10.4:	-	C		
583	05 11 48 -71 07	-	-	1.5	-	8 6	-	0.17:	-	-	4.2	-	C	
584	05 11 48.4 -70 18 37	9 3	5 1	13 9	15 14	-	0.22	0.22	1.7:	2.1:	05118-7018	C		
585	05 11 49.7 -69 36 16	35 9	7 4	33 30	-	p	0.96	0.33	1.2	-	05118-6936	M	SAO 249217	
586	05 11 50 -69 06	33 24	13 10	70 65	75 70	-	0.33	0.33	2.1:	10.4:	-	C		
587	05 11 50 -69 20	-	-	-	30 28	26 25	-	-	-	0.8	2.1	-	C	
588	05 11 51.7 -68 47 17	-	-	-	-	-	-	-	0.11:	-	-	M	05118-6847	
589	05 11 55.6 -68 52 28	8 6	4 3	36 30	27 24	-	0.07:	0.11:	2.5	6.2:	05119-6852	C		
590	05 12 00 -69 46	8 5	4 2	25 21	28 25	-	0.11:	0.22	1.7	6.2	-	C		
591	05 12 04.3 -69 31 19	22 14	10 6	47 33	42 37	p	0.30	0.44	5.8	10.4	05120-6931	C		
592	05 12 05.0 -67 17 46	6 4	4 2	24 16	25 18	-	0.07:	0.22	3.3	14.6:	05120-6717	C		
593	05 12 08.1 -70 42 18	2	-	1	10 9	-	0.07:	0.11:	0.8	2.1	05121-7042	C		
594	05 12 10 -67 15	13 6	6 2	-	-	-	p:	0.26	0.44	C	C	M		
595	05 12 10 -67 33	9 5	2 1	-	-	-	0.15	0.11:	-	-	-	S		
596	05 12 15 -66 04	-	-	-	2 1	p:	-	-	-	0.8	2.1	C		
597	05 12 15.4 -68 31 22	-	-	3 1.5	21 18	20 16	-	-	0.17	1.2	8.3:	05122-6831	C	
598	05 12 20 -68 35	10 6	3 1.5	28 23	22 20	-	0.15	0.17	2.1	4.2:	-	C		
599	05 12 29.5 -67 12 22	15 6	7 2	34 19	32 18	p:	0.33	0.56	6.2	29.1	05124-6712	C		
600	05 12 30 -69 23	15 10	6 4	50 45	-	-	0.19	0.22:	2.1:	C	-	M		
601	05 12 30 -69 43	16 10	5 3	31 29	35 33	-	0.22	0.22:	0.8:	4.2:	-	C		
602	05 12 30 -70 14	-	-	1	9 8	8 7	-	0.11:	0.4:	2.1	-	C		
603	05 12 32.4 -70 35 52	17 6	6 2	13 11	-	p	0.41	0.44	0.8:	C	05125-7035	M		
604	05 12 32.7 -68 02 59	-	-	1.5	-	14 10	12 10	-	0.17	1.7	4.2:	05125-6802	C	
605	05 12 33.4 -70 53 27	-	-	-	8 6	8 7	-	-	0.8:	2.1:	-	05125-7053	C	
606	05 12 36 -71 51	2	-	-	4	5 3	-	0.07:	-	0.8	4.2	C		
607	05 12 40 -68 22	3	-	3 1.5	19 17	19 17	-	0.11:	0.17	0.8	4.2	C		
608	05 12 40.0 -69 37 32	-	-	6 4	42 38	-	-	0.22	1.7	C	05126-6937	M		
609	05 12 42.0 -71 13 46	3	-	1	9 7	8 5	-	0.11:	0.11:	0.8	6.2	05127-7113	C	
610	05 12 45 -70 32	19 7	11 4	45 25	35 30	p:	0.44	0.78	8.3	10.4:	05127-7030:	C	X0512-705	
611	05 12 45.8 -69 11 23	-	-	11 8	-	-	p:	-	0.33	C	C	05127-6911	M	
612	05 12 49.6 -67 23 08	13 6	5 2	-	-	-	p	0.26	0.33	-	-	05128-6723	M	
613	05 12 50 -67 38	8 5	3 1.5	22 19	23 21	-	0.11	0.17	1.2	4.2	-	C		
614	05 12 50 -69 07	32 20	11 8	58 54	65 60	-	0.44	0.33	1.7	10.4	-	C		
615	05 12 52.7 -69 19 27	19 13	-	-	-	-	0.22	-	-	-	-	05128-6919	S	
616	05 12 57 -71 12	9 1	3	-	12 6	13 5	-	0.30	0.33	2.5	16.6	-	C	
617	05 12 57.2 -68 13 55	7 4	2 1	15 12	16 13	-	0.							

TABLE III (continued).

(1)	(2)	(3)	(4)	(5)	(6)	(7)	(8)	(9)	(10)	(11)	(12)	(13)	(14)	
Number	Position RA(1950) h m s DEC(1950) o ' "	12 µm Peak Bg	25 µm Peak Bg 10 ⁻⁸ Watt	60 µm Peak Bg 10 ⁻⁸ Watt	100 µm Peak Bg	Size arcmin	F Jy	F 25µm Jy	F 60µm Jy	F 100µm Jy	IRAS-Id	Spec- trum	Comments	
628	05 13 20.3	-69 48 21	-	-	19 16	17 14	-	-	1.2	6.2	05133-6948	C		
629	05 13 21.1	-69 31 53	15 10	8 6	46 41	40 37	0.19	0.22	2.1	6.2	05133-6931	C		
630	05 13 21.1	-70 01 28	-	-	9 7	8 6	-	-	0.8	4.2	05133-7001	C		
631	05 13 22.6	-69 37 07	20 14	9 6	60 50	50 45	0.22	0.33	4.1	10.4	05133-6937	C		
632	05 13 25.8	-67 31 57	18 7	9 4	45 28	-	p:	0.41	0.56	7.0	C	05134-6731	C	
633	05 13 30	-69 44	19 13	5 3	43 40	44 45	0.22	0.22	1.2	2.1	-	C	M	
634	05 13 35	-69 39	33 20	17 13	70 65	-	-	0.48	0.46	2.1	C	M		
635	05 13 40.2	-69 25 37	190 27	400 30	770 150	240 115	p	6.03	41.07	256.7	301.6	05136-6925	C	
636	05 13 43.8	-69 14 17	33 13	30 7	100 60	68 60	p	0.74	2.55	16.6	16.6	05137-6914	C	
637	05 13 45	-69 01	-	3 2	31 28	27 26	-	-	0.11	1.2	2.1	-	C	
638	05 13 45.4	-67 02 10	5 2	2 1	14 10	14 11	0.11	0.11	1.7	6.2	05137-6702	C	SAO 249225	
639	05 13 47.3	-67 14 30	180 5	17 1.5	-	-	-	6.47	1.72	-	-	05137-6714	C	
640	05 13 50	-69 21	35 22	30 18	160 130	110 70	p:	0.48	1.33	12.4	83.2	-	C	
641	05 13 53.7	-67 10 26	17 7	7 2	36 26	28 17	-	0.37	0.56	4.1	22.9	05138-6710	C	
642	05 13 55.9	-67 30 39	50 14	90 5	175 28	76 22	p	1.33	9.43	60.9	112.3	05139-6730	C	
											X0513-674	C		
643	05 14 00	-67 24	11 6	6 2	20 16	-	-	0.19	0.44	1.7	C	M		
644	05 14 00	-69 09	15 11	6 4	-	-	-	0.15	0.22	-	-	M		
645	05 14 00	-70 00	-	-	10 8	-	-	-	-	0.8	-	M		
646	05 14 02.1	-67 26 12	18 7	18 3	59 27	-	p	0.41	1.66	13.2	C	05140-6726	M	
647	05 14 06	-71 11	4	4	10 6	10 5	p	0.15	0.44	1.7	10.4	C		
648	05 14 07.0	-69 38 57	40 20	32 13	135 65	85 50	px1	0.92	2.52	30.9	74.5	05141-6938	C	
649	05 14 07.3	-66 27 41	3	1	7 4	7 4	p:	0.11	0.11	1.2	6.2	05141-6627	C	
650	05 14 12	-71 42	-	-	3 2	4 2	-	-	-	0.4	4.2	C		
651	05 14 12	-71 48	-	1	4 2	4 2	-	0.11	0.8	4.2	C			
652	05 14 15	-66 19	-	-	5 2	4 2	-	-	1.2	4.2	C			
653	05 14 15	-68 50	9 6	5 3	32 24	28 25	-	0.11	0.22	3.3	6.2	C		
654	05 14 15	-69 17	20 16	9 7	-	-	-	0.15	0.22	C	C	M		
655	05 14 15	-70 18	13 6	3 1	21 17	20 18	p	0.26	0.22	1.7	4.2	05146-7018	C	
656	05 14 20	-67 34	15 8	7 4	-	-	-	0.26	0.33	C	C	M		
657	05 14 30	-67 58	10 5	3 1.5	22 20	-	-	0.19	0.17	0.8	C	M		
658	05 14 30	-70 47	-	-	7 6	8 7	-	-	0.4	2.1	C			
659	05 14 40	-69 13	16 11	6 5	48 44	45 40	-	0.19	0.11	1.7	10.4	C		
660	05 14 40	-70 14	16 7	4	23 17	26 11	-	0.33	0.44	2.5	31.2	05145-7012	C	
661	05 14 45	-68 25	-	3 1.5	18 15	16 14	-	0.17	1.2	4.2	C			
662	05 14 48.5	-67 15 22	9 3	6 1	24 11	16 9	p	0.22	0.56	5.4	14.6	05148-6715	C	
663	05 14 53.4	-67 50 36	14 7	7 3	23 21	-	-	0.24	0.44	0.8	C	05148-6730	M	
664	05 14 55.4	-72 05 57	6	1.5	-	-	p:	0.22	0.17	-	-	05149-7205	S	
665	05 14 58	-69 33	17 14	24 10	100 55	47 35	-	0.11	1.55	18.6	25.0	05148-6933	C	
666	05 15 00	-66 00	-	-	2	2 1	-	-	0.8	2.1	C			
667	05 15 00	-66 29	-	-	7 3	6 4	-	-	1.7	4.2	X0514-664	C		
668	05 15 00	-69 28	23 15	10 8	80 65	60 50	-	0.19	0.22	6.2	20.8	C		
669	05 15 00	-69 10	20 15	10 8	80 70	-	-	0.19	0.22	4.1	C	M		
670	05 15 00	-71 33	4	-	-	-	-	0.15	-	-	-	S	SAO 256169	
671	05 15 03.5	-69 42 36	8	5 1	-	-	p	0.30	0.44	-	-	05150-6942	M	
672	05 15 06.6	-68 58 01	12 8	5 3	36 33	30 27	-	0.15	0.22	1.2	6.2	05151-6858	C	
673	05 15 11.7	-69 05 13	11 8	4 3	30 27	30 28	-	0.11	0.11	1.2	4.2	05151-6905	C	
674	05 15 17.5	-67 59 34	2	1.5	13 8	12 9	p:	0.07	0.17	2.1	6.2	05152-6759	C	
675	05 15 19.0	-66 22 24	-	1	5 3	4 2	-	-	0.8	4.2	C			
676	05 15 20	-71 06	-	-	5 2	5 2	p:	-	-	1.2	6.2	C		
677	05 15 24	-71 41	-	-	5 2	4 3	-	-	1.2	2.1	C			
678	05 15 24.2	-65 35 48	110	18	3	-	p	4.07	2.00	1.2	-	05154-6535	S	
679	05 15 25.8	-69 22 02	15 11	8 6	-	-	p	0.15	0.22	C	C	05154-6922	M	
680	05 15 26.8	-67 34 44	3	2 1	16 12	16 14	-	0.11	0.11	1.7	4.2	05154-6734	C	
681	05 15 30	-69 04	15 10	6 4	34 31	33 31	-	0.19	0.22	1.2	4.2	C		
682	05 15 31.3	-69 14 25	9 7	3	42 38	48 46	-	0.07	-	1.7	4.2	05155-6914	C	
683	05 15 31.6	-70 04 41	5	2	15 13	15 12	-	0.19	0.22	0.8	6.2	05155-7004	C	
684	05 15 33.9	-70 36 53	6	4	13 9	14 9	-	0.22	0.44	1.7	10.4	05155-7036	C	
											X0515-706	C		
685	05 15 34.4	-72 15 34	-	-	1	1	-	-	0.4	2.1	C			
686	05 15 36	-71 04	7	-	-	-	p	0.26	-	-	-	S		
687	05 15 37.6	-68 52 24	10 10	5 4	-	-	-	0.11	0.11	-	-	05156-6852	C	
688	05 15 38.7	-69 55 30	3	1.5	15 13	13 12	-	0.11	0.17	0.8	2.1	05156-6955	C	
689	05 15 40	-68 17	9 6	3 1.5	22 17	20 19	-	0.11	0.17	2.1	2.1	C		
690	05 15 40	-69 01	13 10	6 4	35 32	32 30	-	0.11	0.22	1.2	4.2	C		
691	05 15 44.0	-66 45 01	5	2	10 4	12 5	p:	0.19	0.22	2.5	14.6	05157-6645	C	
692	05 15 49.3	-68 02 16	13 3	8 2	23 8	20 15	p	0.37	0.67	6.2	10.4	05158-6802	C	
693	05 15 49.5	-68 08 01	31 6	4 1.5	16 15	20 17	p	0.33	0.28	0.4	6.2	05158-6808	C	
694	05 15 50	-68 27	8 5	3 2	-	-	-	0.11	0.11	-	-	C		
695	05 15 50	-69 27	20 13	8 6	-	-	-	0.26	0.22	C	C	S		
696	05 15 50	-70 31	5	1	-	-	-	0.19	0.11	-	-	S		
697	05 15 55	-70 01	3	2 1	20 16	15 13	-	0.11	0.11	1.7	4.2	C		
698	05 15 59.5	-70 37 39	5	2	9 7	-	-	0.19	0.22	0.8	C	05159-7037	M	
699	05 16 00	-68 06	12 5	3 2	-	-	-	0.26	0.11	-	-	S		
700	05 16 00	-68 11	9 6	3 2	-	-	-	0.11	0.11	-	-	S		
701	05 16 00	-69 48	8 6	4 3	26 23	-	-	0.07	0.11	1.2	C	M		
702	05 16 00	-71 03	2	1	4 2	4 2	-	0.07	0.11	0.8	4.2	C		
703	05 16 00	-71 22	-	-	4 2	6 4	-	-	0.8	4.2	C			
704	05 16 05	-66 55	7	-	5 4	6 5	p:	0.26	0.11	0.4	2.1	C		
705	05 16 09.9	-68 12 10	-	-	3	4 2	-	-	1.2	4.2	C			
706	05 16 10	-68 21	11 7	4 3	28 22	27 24	-	0.15	0.14	2.5	6.2	C		
707	05 16 10	-69 23	18 14	9 7	75 71	52 50	-	0.15	0.22	1.7	4.2	C		
708	05 16 10.9	-69 40 27	-	2 1	16 13	15 13	-	-	0.11	1.2	4.2	C		
709	05 16 30	-68 46	12 8	7 4	40 30	-	-	0.15	0.33	4.1	C	M		
710	05 16 30	-68 49	13 8	7 5	50 40	45 38	-	0.19	0.22	4.1	14.6	C		
711	05 16 30	-69 20	20 16	12 9	-	-	-	0.15	0.33	C	C	M		
712	05 16 30	-69 48	11 7	4 2	38 32	33 30	-	0.15	0.22	2.5	6.2	C		
713	05 16 30	-69 50	11 6	4 3	-	-	-	0.19	0.11	C	C	S		
714	05 16 33	-70 31	3	-	-	-	-	0.11	-	-	-	S		
715	05 16 34.6	-71 50 47	3	2	8 3	5 2	-	0.11	0.22	2.1	6.2	05165-7150	C	SAO 256171
716	05 16 35	-69 12	13 8	8 6	58 41	42 37	-	0.19	0.22	7.0	10.4	05164-6911	C	
717	05 16 40	-68 16	9 5	4 2	25 18	25 23	-	0.15	0.22	2.9	4.2	C		
718	05 16 40	-68 18	10 7	4 2	-	-	-	0.11	0.22	C	C	M		
719	05 16 44.1	-68 25 17	14 6	4 2	20 18	23 18	p	0.30	0.22	0.8	10.4	05167-6825	C	
720	05 16 44.9	-67 29 16	5	2	14 11	16 13	-	0.19	0.22	1.2	6.2	05167-6729	C	
721	05 16 50	-68 03	12 6	4 2	23 19	23 22	p:	0.22	0.22	1.7	2.1	C		
722	05 16 50	-69 57	10 3	-	-	-	p:	0.26	-	-	-	S		
723	05 16 55.3	-67 22 55	15 3	10 1	33 10	23 11	p	0.44	1.00	9.5	25.0	05169-6722	C	

TABLE III (continued).

(1)	(2)	(3)	(4)	(5)	(6)	(7)	(8)	(9)	(10)	(11)	(12)	(13)	(14)						
Number	Position RA(1950) h m s DEC(1950) ° ' "	12 μ m Peak Bg	25 μ m Peak Bg 10 ⁻⁶ Watt m ⁻² sr ⁻¹	60 μ m Peak Bg	100 μ m Peak Bg	Size arcmin	F 12 μ m Jy	F 25 μ m Jy	F 60 μ m Jy	F 100 μ m Jy	IRAS-Id	Spec- trum	Comments						
732	05 17 11.8	-70 48 42	7	-	1.5	-	4	3	-	-	-	-	-						
733	05 17 15	-68 04	-	-	-	-	26	18	25	22	p	0.26	0.17	0.4:	05171-7048	M	C		
734	05 17 15	-68 56	14	10	6	5	45	40	-	-	-	0.15	0.11	2.1:	C	M	C		
735	05 17 20	-67 55	7	3	3	1.5	14	11	17	15	-	0.15	0.17	1.2	4.2	C	S		
736	05 17 20	-69 11	13	9	7	6	-	-	-	-	-	0.15	0.11	-	-	C	S		
737	05 17 20	-71 17	4	-	3	1	7	4	8	5	p:	0.15	0.22	1.2	6.2:	C	C		
738	05 17 27.4	-69 36 47	22	8	26	6	70	30	58	30	p	0.52	2.22	16.6	16.6:	05174-6936	C	C	
739	05 17 27.7	-66 34 01	2	-	-	-	6	4	8	6	p:	0.07:	-	0.8	4.2	05174-6634	C	C	
740	05 17 30	-69 42	11	7	7	5	-	-	-	-	-	0.15	0.22	C	C	M	C		
741	05 17 32.6	-66 45 53	18	-	52	-	85	5	34	5	1x2	1.33	10.39	43.3	67.0	05175-6645	C	C	
742	05 17 38.5	-69 22 43	38	28	17	15	-	-	-	-	-	0.37	0.22:	C	C	05176-6922	S	C	
743	05 17 38.5	-69 58 31	15	10	6	44	56	42	37	-	-	0.19:	0.44:	3.3:	10.4	05176-6958	C	C	
744	05 17 40	-67 37	-	-	1.5	-	12	8	11	9	-	0.17:	-	1.7	4.2	-	C	C	
745	05 17 40	-68 59	19	11	7	5	50	44	45	40	-	0.30	0.22	2.5	10.4	-	C	C	
746	05 17 40	-71 25	-	-	-	-	4	2	6	4	p:	-	-	0.8	4.2	-	C	C	
747	05 17 42.9	-68 23 40	8	3	7	2	20	15	17	15	-	0.19:	0.56	2.1:	4.2:	05177-6823	C	C	
748	05 17 45	-66 05	6	-	2	-	11	6	12	5	3x1:	0.56:	0.50	3.2	17.7	-	C	C	
749	05 17 45	-69 02	12	9	6	4	45	42	-	-	-	0.11	0.22	1.2:	C	-	C	C	
750	05 17 49.1	-68 38 40	7	-	2	1.5	-	-	-	-	p:	0.26	0.06:	-	-	05178-6838	M	SAO 249241	
751	05 17 50	-68 52	12	8	6	5	-	-	-	-	-	0.15	0.11	C	C	-	S	C	
752	05 17 50	-70 01	14	9	4	3	38	36	-	-	-	0.19	0.11	0.8	C	-	M	C	
753	05 17 55	-67 57	-	-	3	1.5	16	14	-	-	-	-	0.17:	0.8	C	-	05179-6758	M	C
754	05 17 56.1	-69 29 42	24	14	13	9	95	70	72	67	-	0.37	0.44	10.3	10.4:	05179-6929	C	C	
755	05 17 57.8	-69 49 24	16	8	7	4	60	45	47	41	-	0.30	0.53	6.2	12.5	05179-6949	C	C	
756	05 17 59.3	-69 18 37	47	36	-	-	-	-	-	-	-	0.41	C	C	-	05179-6918	C	C	
757	05 18 00	-68 50	14	9	7	5	53	30	41	37	-	0.19	0.22	9.5	8.3	-	M	C	
758	05 18 00	-69 05	18	12	9	6	64	58	45	40	-	0.22	0.33	2.5	10.4	-	C	C	
759	05 18 00	-69 09	22	13	12	8	84	68	63	50	-	0.33	0.44	6.6	27.0	-	C	C	
760	05 18 04.2	-66 23 49	-	-	2	-	6	4	-	-	-	-	0.22	0.8	C	-	05180-6623	M	C
761	05 18 05	-65 35	5	-	-	-	-	-	-	-	-	0.19	-	-	-	-	S	SAO 249242	
762	05 18 08.9	-71 35 01	15	12	1	-	-	-	4	2	p	0.48	0.11:	-	4.2	05181-7135	C	SAO 256173	
763	05 18 12.4	-72 44 56	10	3	-	-	-	-	-	-	p	0.26:	-	-	-	05182-7244	S	SAO 256174	
764	05 18 13.3	-69 18 59	45	30	50	34	220	155	130	110	-	0.56	1.78	26.9	41.6	05182-6918	C	C	
765	05 18 13.8	-69 24 42	39	28	20	16	150	130	90	80	-	0.41	0.44	8.3	20.8:	05182-6924	C	C	
766	05 18 14.2	-71 18 00	27	3	23	1	85	5	44	5	2x2	2.23	5.46	49.4	95.8	05182-7117	C	C	
767	05 18 15	-69 48	11	7	7	6	60	58	-	-	-	0.15	0.11	0.8:	C	X0518-713	M	C	
768	05 18 15	-69 55	18	12	7	5	55	45	45	40	-	0.22	0.22	4.1	10.4	05181-6953:	C	C	
769	05 18 15	-70 19	5	3	3	2	23	17	19	16	-	0.07	0.11	2.5	6.2	-	C	C	
770	05 18 20	-69 33	22	15	9	6	-	-	-	-	-	0.26	0.33	-	-	05181-6932:	M	C	
771	05 18 24.6	-66 40 35	-	-	2	-	9	6	10	8	p:	-	0.22	1.2	4.2	05184-6640	C	C	
772	05 18 28.7	-69 35 42	26	10	11	6	70	60	-	-	p:	0.59	0.56	4.1:	C	05184-6935	M	C	
773	05 18 29.7	-70 40 43	-	-	-	-	10	8	10	9	-	-	-	0.8	2.1	05184-7040	C	C	
774	05 18 30	-65 58	4	-	1.5	-	7	5	9	6	-	0.15:	0.17:	0.8	6.2	-	C	C	
775	05 18 30	-67 36	6	-	1	-	-	-	-	-	-	0.22	0.11:	-	-	-	C	C	
776	05 18 32.3	-67 29 37	-	-	1	-	8	7	9	7	-	-	0.11:	0.4:	4.2:	05185-6729	C	C	
777	05 18 33.1	-68 06 29	9	4	5	1.5	16	14	15	14	-	0.19:	0.39	0.8	2.1:	05185-6806	C	C	
778	05 18 36.2	-68 56 58	8	5	4	3	27	24	23	21	-	0.11:	0.11:	1.2	4.2:	05184-6856	C	C	
779	05 18 40	-67 04	2	-	1	-	10	6	9	7	-	0.07:	0.11:	1.7	4.2	-	C	C	
780	05 18 41.1	-68 11 56	-	-	1.5	-	17	13	15	13	-	-	0.17:	1.7	4.2:	05186-6811	C	C	
781	05 18 43.6	-70 04 42	16	8	6	4	38	26	36	25	-	0.30:	0.22	5.0	22.9	05187-7004	C	C	
782	05 18 44.1	-70 33 32	5	-	7	-	7	6	7	6	-	0.19	0.78	0.4:	2.1:	05187-7033	C	C	
783	05 18 48.5	-67 07 48	2	-	2	-	11	8	9	8	-	0.07:	0.22	1.2	2.1:	05188-6707	C	C	
784	05 18 50	-69 10	18	13	11	8	90	85	72	68	-	0.19	0.33	2.1:	8.3:	-	C	C	
785	05 18 50.2	-69 43 01	48	28	35	20	210	150	100	60	p	0.74	1.66	24.8	83.2:	05188-6943	C	C	
786	05 18 55.2	-70 08 39	13	7	8	4	28	26	-	-	p	0.32	0.44	1.7	C	05189-7008	C	M	
787	05 19 00	-66 18	5	-	2	-	7	4	10	7	-	0.19	0.22:	1.2	4.2	-	C	C	
788	05 19 00	-66 31	5	-	2	-	10	6	12	8	-	0.19	0.22:	1.7	8.3	-	C	C	
789	05 19 00	-69 18	70	30	100	60	320	180	170	130	p	1.48	4.44	58.0	83.2	05192-6917:	C	C	
790	05 19 00	-69 54	17	13	8	6	53	50	45	42	-	0.15	0.22	1.2	6.2	-	C	C	
791	05 19 00	-71 30	3	-	-	-	-	-	-	-	p:	0.11:	-	-	-	-	S	C	
792	05 19 00.2	-69 28 11	39	23	20	14	140	100	85	70	p:	0.59	0.67	16.4:	31.2	05190-6928	C	C	
793	05 19 03.5	-67 48 23	10	2	3	1	-	-	-	-	p	0.30	0.22	-	-	05190-6748	M	C	
794	05 19 10	-69 37	-	-	16	12	-	-	-	-	-	-	0.44	C	C	-	05191-6936	S	C
795	05 19 10	-70 09	13	9	7	4	20	18	20	18	-	0.15	0.33	0.8	4.2:	05193-7009:	C	C	
796	05 19 14.2	-68 33 49	4	-	2	1	20	17	20	16	-	0.15:	0.11:	1.2	8.3	05192-6833	C	C	
797	05 19 15	-67 59	9	4	4	3	20	18	20	18	-	0.19	0.11	0.8:	4.2:	-	C	C	
798	05 19 14.5	-68 54 22	13	6	14	3	52	23	33	26	p	2.96	1.22	12.3	18.7:	05192-6824	C	C	
799	05 19 20	-70 22	4	-	2	1	18	15	15	14	-	0.15	0.11:	1.2	2.1	-	C	C	
800	05 19 23.6	-67 54 39	14	6	3	2	-	-	-	-	p	0.30	0.11:	-	-	05193-6754	S	C	
801	05 19 25	-67 44	5	-	3	1.5	15	11	16	14	-	0.19	0.17:	1.7	4.2	-	C	C	
802	05 19 30	-67 05	5	-	1	-	8	6	-	-	-	0.19	0.11:	0.8	-	-	M	C	
803	05 19 30	-67 15	2	-	1	-	10	6	9	2	-	0.07:	0.11:	0.8	2.1	-	C	C	
804	05 19 30	-69 41	110	30	130	30	500	200	220	100	-	2.96	11.10	124.2	249.6	05194-6941:	C	C	
805	05 19 30	-69 53	24	16	8	6	-	-	-	-	-	0.30	0.22	C	C	-	S	C	
806	05 19 30.3	-69 33 09	28	24	16	13	125	120	85	80	-	0.15:	0.33	2.1:	10.4	05195-6933	C	C	
807	05 19 30.7	-69 12 00	75	30	85	23	260	180	130	100	p	1.66	6.88	33.1	62.4:	05195-6911	C	C	
808	05 19 33.1	-69 21 47	20	13	12	9	90	80	80	75	p:	0.26	0.33:	4.1:	10.4:	05195-6921	C	C	
809	05 19 36	-71 18	5	-	2	-	8	4	8	6	-	0.19	0.22	1.7	4.2	-	C	C	
810	05 19 36.4	-69 23 21	27	13	14	9	-	-	-	-	-	0.52	0.56	C	C	05196-6923	M	C	
811	05 19 39.4	-69 15 28	52	29	40	22	165	140	140	100	p	0.85	2.00	10.3:	83.2:	05196-6915	C	C	
812	05 19 40	-67 57	11	7	4	3													

TABLE III (continued).

(1)	(2)	(3)	(4)	(5)	(6)	(7)	(8)	(9)	(10)	(11)	(12)	(13)	(14)				
Number	Position RA(1950) h m s	Position DEC(1950) o ' "	12 μ m Peak Bg	25 μ m Peak Bg 10^{-4}	60 μ m Peak Bg 10^{-4}	100 μ m Peak Bg	Size arcmin	F 12 μ m Jy	F 25 μ m Jy	F 60 μ m Jy	F 100 μ m Jy	IRAS-Id	Spec- trum	Comments			
837	05 20 50	-67 13	-	1	-	13	10	-	-	0.11:	1.2	2.1	-	C			
838	05 20 50	-71 01	5	-	2	9	3	p:	0.19	-	-	-	05209-7101:	C	SAO 256178		
839	05 20 52.3	-67 55 46	17	10	12	6	50	-	0.26	0.44	4.1	20.8:	05208-6755	C			
840	05 20 52.3	-68 06 45	13	10	6	4	50	-	0.11	0.22	2.1	6.2:	05208-6806	C			
841	05 21 00	-68 02	16	12	10	7	-	-	0.15	0.33:	C	C	05212-6830	H			
842	05 21 14.7	-68 30 48	8	6	4	3	33	29	0.07:	0.11:	1.7:	10.4	-	C			
843	05 21 15	-68 35	10	8	4	3	45	35	0.07:	0.11:	1.2	4.2	-	C			
844	05 21 15	-70 19	-	-	2	1	19	16	-	-	-	-	-	C			
845	05 21 15	-70 46	5	-	2	-	13	11	0.19	0.22	0.8	4.2	-	C			
846	05 21 19.7	-66 07 04	2	-	7	-	15	5	p	0.07:	0.78	4.1	8.3	05213-6607	C		
847	05 21 20	-68 51	26	12	12	8	68	40	0.52	0.44	11.6	31.2	-	C			
848	05 21 20	-69 36	16	8	8	4	69	50	0.30	0.44	7.9	18.7	-	C			
849	05 21 20	-70 07	20	15	7	8	-	-	0.19	0.11:	C	C	-	C			
850	05 21 21.4	-70 12 31	15	11	8	4	26	23	0.15	0.44	1.2:	4.2:	-	C			
851	05 21 24.3	-65 32 04	-	-	23	-	42	4	p	0.30:	2.55	15.7	27.0	05214-6532	C		
852	05 21 25	-65 56	5	-	2	-	9	3	1xp:	0.26	0.26	2.7	6.3	-	C		
853	05 21 25	-68 45	15	8	7	5	45	38	0.22	0.22	2.9	6.2	-	C			
854	05 21 25	-69 03	8	5	5	4	34	32	-	0.11:	0.11	0.8	4.2	-	C		
855	05 21 29.1	-67 49 45	18	7	28	4	50	35	p	0.41	2.66	6.2	10.4:	05214-6749	C		
856	05 21 30	-69 54	20	15	6	5	40	37	-	0.19:	0.11:	1.2	4.2:	-	C		
857	05 21 30	-70 10	16	11	6	6	32	29	-	0.19	0.22	1.2	4.2	-	C		
858	05 21 30	-71 17	4	-	-	-	-	-	-	-	-	-	-	-	C		
859	05 21 30.7	-67 08 00	3	-	2	1	13	10	-	0.11:	0.11:	1.2	2.1:	05215-6707	C		
860	05 21 36.7	-67 27 33	-	-	2	1	10	8	-	0.11	0.8	4.2	-	05216-6727	C		
861	05 21 37.4	-67 53 55	105	18	130	9	125	62	p	3.22	13.43	26.1	20.8:	05216-6753	H		
862	05 21 40	-66 45	4	-	4	1	-	-	-	0.15:	0.33	C	C	-	H		
863	05 21 40	-70 16	12	8	5	3	-	-	-	0.15	0.22	C	C	-	H		
864	05 21 40.7	-71 45 58	5	-	6	-	13	2	p	0.19	0.66	4.6	16.6	05216-7145	C		
865	05 21 45	-70 16	12	6	6	4	-	-	-	0.15	0.22:	C	C	-	H		
866	05 21 45.7	-70 01 54	40	25	17	10	72	50	p:	0.56	0.78	9.1	18.7	05217-7001	C		
867	05 21 48.3	-69 15 20	-	-	4	2	26	22	-	0.22:	0.22:	1.7	8.3	05218-6915	C		
868	05 21 50	-68 41	13	7	9	4	35	31	-	0.22	0.22	1.7	C	-	H		
869	05 21 50	-69 33	8	4	2	1	-	-	-	0.15:	0.11:	-	-	-	C		
870	05 21 55.1	-67 44 02	10	6	4	2	17	14	-	0.15	0.22	1.2	12.5	05219-6744	S		
871	05 21 55.1	-72 08 27	8	-	1.5	-	-	-	p	0.30	0.17:	-	-	05219-7208	S		
872	05 21 59.3	-69 43 06	80	30	75	15	260	100	p	1.85	6.66	66.2	72.8	05219-6943	C		
873	05 22 00	-68 31	14	9	7	5	35	31	-	0.19	0.22	1.7	2.1	-	C		
874	05 22 00	-68 37	16	8	7	5	37	35	-	0.30	0.22	0.8:	2.1	-	C		
875	05 22 00	-71 19	2	-	6	4	-	8	-	0.07:	-	0.8	4.2	-	C		
876	05 22 03.5	-67 58 14	45	30	100	20	250	200	-	0.56:	8.88	20.7:	C	05220-6758	H		
877	05 22 08.4	-69 23 49	14	6	3	1.5	30	18	p	0.30	0.17:	5.0	16.6	05221-6923	C		
878	05 22 10.0	-65 46 06	22	2	8	2	27	5	2xp:	1.27	1.07	11.3	72.4	05221-6546	C		
879	05 22 10.5	-67 49 55	24	7	28	4	90	45	p	0.63	2.66	18.6	10.4:	05221-6749	H		
880	05 22 10.6	-68 00 32	140	33	340	50	770	175	p	3.96	32.19	246.3	312.0	05221-6800	C		
881	05 22 13.8	-69 58 28	36	25	10	8	48	45	p:	0.41	0.22	1.2	4.2:	05222-6958	C		
882	05 22 15	-66 45	9	4	3	1	23	16	-	0.19	0.22	2.9	C	-	H		
883	05 22 15	-69 12	-	-	5	4	31	28	-	0.11	1.2	4.2	-	-	C		
884	05 22 15	-70 51	-	-	-	-	9	8	-	-	0.4	2.1	-	-	C		
885	05 22 15.7	-67 37 42	10	2	8	2	24	12	p	0.30	0.67	5.0	10.4	05222-6737	C		
886	05 22 20	-70 13	15	12	4	3	25	23	-	0.11:	0.11:	0.8:	-	-	C		
887	05 22 23.7	-68 01 28	80	50	250	50	80	50	-	1.11:	22.20	C	C	05223-6801	H		
888	05 22 29.0	-68 07 18	50	30	70	14	170	80	-	0.74:	6.22:	37.3:	C	05224-6807	H		
889	05 22 30	-66 33	5	-	2	-	-	-	-	0.19	0.22:	C	C	-	H		
890	05 22 30	-70 09	15	12	7	6	-	-	-	0.11:	0.11:	C	C	-	H		
891	05 22 34.3	-68 42 34	8	6	5	4	35	28	-	0.07:	0.11	2.1	6.2	05225-6842	C		
892	05 22 35	-68 13	18	12	15	7	60	50	-	0.22	0.89	4.1	C	-	H		
893	05 22 40	-67 26	5	-	1	-	-	-	-	0.19	0.11:	-	-	-	C		
894	05 22 41.1	-67 58 22	60	30	50	9	330	160	p	1.11:	4.55	70.4	52.0:	05226-6758	H		
895	05 22 41.5	-65 44 25	15	3	8	2	27	5	1xp:	0.56	0.80	9.7	C	05226-6544	H		
896	05 22 45.3	-67 30 32	-	-	1.5	-	12	9	-	-	0.17	1.2	-	-	05227-6730	H	
897	05 22 46.0	-69 52 44	40	30	10	8	80	60	p:	0.37:	0.22	8.3	31.2	05227-6952	C		
898	05 22 47.6	-67 10 09	12	9	7	4	38	14	p:	0.11:	0.33	9.9	33.3	05227-6710	C		
899	05 22 49.1	-69 45 12	40	40	50	20	120	80	-	0.74:	3.33	16.6:	C	05228-6945	H		
900	05 22 49.9	-66 43 51	24	5	20	2	63	20	p:	0.70	2.00	17.8	62.4	05228-6643	C		
901	05 22 52.0	-68 25 05	18	12	9	6	44	35	-	0.22	0.33	3.7	12.5:	05228-6825	C		
902	05 22 52.4	-67 46 37	4	-	3	2	23	18	-	0.15	0.11:	2.1	10.4	05228-6746	C		
903	05 22 54.8	-69 31 23	-	-	-	-	17	14	-	-	1.2	2.1:	05229-6931	C			
904	05 22 55	-67 21	5	-	-	-	-	-	-	-	-	-	-	-	C		
905	05 23 00	-67 39	-	-	1.5	-	18	14	-	0.19	0.11:	-	-	-	C		
906	05 23 00	-68 51	14	7	7	4	40	37	-	0.26	0.33:	1.2:	4.2:	-	C		
907	05 23 00.2	-68 47 56	8	6	6	4	35	30	-	0.07:	0.22:	2.1	10.4:	05230-6847	C		
908	05 23 01.3	-68 58 19	15	9	7	4	-	-	-	0.22	0.33:	-	-	-	H		
909	05 23 02.2	-68 35 08	11	7	6	4	38	33	-	0.15	0.22	2.1	10.4	05230-6835	C		
910	05 23 02.3	-71 37 53	11	4	10	1	27	5	23	p	0.26	1.00	9.1	35.4	05230-7137	C	
911	05 23 03.2	-68 07 11	105	20	170	20	340	125	-	3.14	16.65	89.0	104.0	05230-6807	C		
912	05 23 07.7	-70 30 29	5	-	2	-	13	10	-	0.19:	0.22	1.2	8.3	05231-7030	C		
913	05 23 10	-66 48	9	5	4	2	-	-	-	0.15	0.22	C	C	-	H		
914	05 23 10	-67 10	17	7	6	4	-	-	-	0.37	0.33	C	C	-	S		
915	05 23 10	-69 13	7	4	6	4	36	30	-	0.11:	0.22	1.7	C	-	H		
916	05 23 10	-70 12	13	5	5	8	21	18	p:	0.30	0.22	1.2	4.2	05230-7011:	C		
917	05 23 12.4	-69 41 48	20	15	20	18	-	-	-	0.19:	0.22:	C	C	05232-6941	H		
918	05 23 13.8	-71 11 25	-	-	2	-	3	2	p:	-	0.22	0.4	-	-	H		
919	05 23 14.5	-66 26 20	11	3	8	1	27	10	-	0.30	0.78	7.0	14.6	05232-6626	C		
920	05 23 16.1	-71 42 23	6	1	3	1	15	8	17	-	0.19	0.22:	2.9	22.9	05232-7142	C	
921	05 23 17.5	-69 53 48	40	28	24	10	105	60	-	p:	0.46:	1.55	18.6	C	05232-6953	H	Damaged set 1
922	05 23 20	-66 47	15	5	6	2	30	14	-	p:	0.37	0.44	6.6	C	-	H	
923	05 23 20	-69 27	5	2	-	-	17	15	-	0.11:	-	0.8	6.2	-	C		
924	05 23 20	-71 23	3	-	2	-	9	5	p:	0.11	0.22:	1.7	4.2	05231-7120:	C		
925	05 23 23.7	-68 02 50	85	30	70	15	250	170	p	2.03	6.10	33					

TABLE III (continued).

(1)	(2)	(3)	(4)	(5)	(6)	(7)	(8)	(9)	(10)	(11)	(12)	(13)	(14)
Number	Position RA(1950) h m s DEC(1950) ° ' "	12 μm Peak Bg	25 μm Peak Bg 10 ⁻¹ Matt	60 μm Peak Bg m ² sr ⁻¹	100 μm Peak Bg	Size arcmin	F 12μm Jy	F 25μm Jy	F 60μm Jy	F 100μm Jy	IRAS-Id	Spec- trum	Comments
941	05 23 50	-69 35	8 5	5 4	34 30	26 23	-	0.11	0.11	1.7	6.2		Damaged set 1
942	05 23 50	-69 51	23 14	7 5	42 40	-	-	0.33	0.22	0.8	0.8	C	Damaged set 1
943	05 23 52.4	-68 02 42	46 25	64 22	150 75	100 80	p:	0.78	4.66	31.0	41.6:	05238-6802	C
944	05 23 55	-69 13	22 14	12 8	83 77	-	-	0.30	0.44	2.5	-		M
945	05 23 55	-69 27	8 4	4 3	32 30	25 23	-	0.15:	0.11:	0.8	4.2		C
946	05 23 58.3	-67 59 54	26 13	44 15	100 55	-	p:	0.48	3.22	18.6	C	05239-6759	M
947	05 24 00	-69 05	16 12	10 7	75 66	62 56	-	0.15	0.33	3.7	12.5		C
948	05 24 00.8	-68 09 48	12 9	20 8	60 50	-	p:	0.11:	1.33	4.1	C	05240-6809	M
949	05 24 01.8	-68 44 40	9 4	4 2	34 19	23 17	p:	0.19	0.22	6.2:	12.5:	05240-6844	C
950	05 24 05	-70 11	-	3 2	23 20	21 18	-	-	0.11:	1.2	6.2		Damaged set 1
951	05 24 06	-71 15	4 -	1.5 -	- -	- -	-	0.15	0.17:	C	C		M
952	05 24 08	-66 26	12 6	5 3	40 25	30 20	p:	0.22	0.22:	6.2:	20.8:	05242-6623:	C
953	05 24 08.7	-66 32 20	9 6	5 3	22 15	-	p:	0.11	0.22	2.9:	C	05241-6632	M
954	05 24 10	-69 33	9 6	- -	- -	- -	-	0.11:	-	-	-		S
955	05 24 10	-69 42	45 35	34 14	160 130	-	-	0.37	2.22	12.4:	C		SAO 249266
956	05 24 15	-67 29	12 5	7 3	47 20	35 24	p:	0.26	0.44	11.2	22.9		Damaged set 1
957	05 24 16.1	-67 48 18	5 -	4 2	- -	- -	p:	0.19	0.22	-	-	05242-6748	C
958	05 24 20	-69 02	17 13	10 7	70 60	50 40	-	0.15	0.33	4.1:	20.8:		M
959	05 24 20	-70 40	4 -	1 -	13 10	13 8	-	0.15	0.11:	1.2	10.4		C
960	05 24 25.9	-71 22 40	5 1	3 1	20 8	19 8	p:	0.15	0.22	5.0	22.9	05244-7122	C
961	05 24 26.9	-68 32 32	32 15	23 8	82 55	-	p	0.63	1.66	11.2	C	05244-6832	M
962	05 24 30	-66 47	4 -	3 -	13 6	13 10	-	0.15	0.33:	2.9:	6.2:		C
963	05 24 30	-70 31	5 -	2 -	12 8	13 8	-	0.19	0.22	1.7	10.4		C
964	05 24 31.4	-67 12 03	11 4	5 2	32 19	27 22	-	0.26	0.33	5.4	10.4	05245-6712	C
965	05 24 35	-69 13	24 15	11 9	94 81	75 55	-	0.33	0.22	5.4	41.6	05248-6915:	C
966	05 24 39.0	-71 37 22	10 2	5 1	18 11	19 11	p	0.30:	0.44	2.9	16.6	05246-7137	C
967	05 24 40	-68 14	14 9	7 5	43 34	40 35	-	0.19	0.22	3.7	10.4		C
968	05 24 40	-69 23	24 16	14 9	90 75	70 60	-	0.36	0.56	6.2:	20.8:		C
969	05 24 40	-69 32	11 7	6 4	43 40	32 30	-	0.15	0.22	1.2	4.2		C
970	05 24 40	-70 19	-	2 -	11 9	8 7	-	-	0.22:	0.8	2.1:		C
971	05 24 40.2	-70 03 49	38 5	5 2	- -	- -	p	1.22	0.33	-	-	05246-7003	S
972	05 24 40.7	-66 09 27	53 45	- -	18 13	- -	-	0.11:	-	2.1:	C	05246-6609	M
973	05 24 40.9	-69 44 05	53 45	25 20	200 150	- -	-	0.30	0.56:	20.7:	C	05246-6944	M
974	05 24 45	-68 26	17 14	7 5	48 44	- -	-	0.11	0.22:	1.7:	C		M
975	05 24 45	-69 03	16 12	6 4	- -	- -	-	0.15:	0.22:	C	C		M
976	05 24 45.0	-69 41 30	65 37	50 25	- -	- -	p	1.04	2.77	C	C	05247-6941	M
977	05 24 49.9	-69 27 48	17 12	10 7	76 60	53 40	-	0.19	0.33	6.6	27.0	05248-6927	C
978	05 24 50	-68 32	22 16	13 8	70 60	- -	p:	0.22	0.56	4.1:	C		M
979	05 24 50	-68 36	15 8	7 4	50 42	- -	-	0.26	0.33	3.3:	C		M
980	05 24 50	-68 52	13 5	- -	- -	- -	-	0.30:	-	-	-		S
981	05 24 50	-72 01	5 -	- -	- -	- -	-	0.19	-	-	-		S
982	05 24 50.6	-70 07 41	9 5	5 3	- -	- -	-	0.15	0.22	-	-	05248-7007	M
983	05 24 51.0	-66 29 14	18 6	10 4	53 20	50 20	p	0.44	0.67	13.7	62.4	05248-6629	C
984	05 24 51.2	-69 15 02	24 14	10 7	90 70	70 60	-	0.37	0.33:	8.3:	20.8:	05248-6915	C
985	05 24 54	-71 37	10 3	4 1	18 11	- -	p:	0.26:	0.33:	C	C		M
986	05 24 56.6	-69 56 28	17 6	8 5	40 30	- -	-	0.48	0.33	4.1:	C	05249-6956	M
987	05 25 00	-69 18	24 12	9 7	- -	- -	-	0.44	0.22:	C	C	05249-6916:	S
988	05 25 03.3	-71 34 34	9 2	5 1	21 9	18 12	p	0.26:	0.44	5.0	12.5	05250-7134	C
989	05 25 05.9	-71 41 27	-	2 -	11 9	- -	-	-	0.22	0.8	C	05250-7141	M
990	05 25 09.7	-68 01 52	8 3	4 2	21 18	20 18	-	0.19	0.22:	1.2:	4.2:	05251-6801	C
991	05 25 10	-68 19	18 14	8 6	48 44	- -	-	0.15	0.22	1.7:	C		H
992	05 25 10	-70 01	11 8	3 2	25 21	20 18	-	0.11	0.11:	1.7	4.2		C
993	05 25 10.5	-69 53 01	14 10	- -	- -	- -	-	0.15	-	-	-	05251-6953	S
994	05 25 11.9	-68 21 46	22 16	12 8	68 45	60 48	p:	0.22	0.44	9.5	25.0	05251-6821	C
995	05 25 12	-71 37	9 4	3 2	- -	- -	p:	0.19	0.11	C	C		S
996	05 25 12.3	-66 03 24	4 3	5 1	27 12	- -	p:	0.04:	0.44	6.2	C	05252-6603	M
997	05 25 18	-71 73	5 -	1 -	- -	- -	p:	0.19	0.11:	-	-		S
998	05 25 18.4	-69 08 16	12 8	- -	- -	- -	-	0.15	C	C	C	05253-6908	S
999	05 25 18.8	-68 30 53	48 18	52 8	147 52	87 47	p	1.11	4.88	39.3	83.2	05253-6830	C
1000	05 25 20	-67 13	9 6	4 2	28 18	- -	-	0.11	0.22	4.1	C		M
1001	05 25 20	-70 10	- -	- -	- -	- -	-	-	-	0.8	2.1		Damaged set 1
1002	05 25 23.1	-66 18 57	40 15	25 9	- -	- -	-	0.93	1.78:	C	C	05253-6618	M
1003	05 25 26.4	-67 32 13	16 9	18 7	75 40	47 35	p	0.37	1.22	14.5	25.0	05254-6732	C
1004	05 25 30	-66 33	4 2	3 1	28 12	- -	-	0.07	0.22	6.6	C		H
1005	05 25 30	-69 14	17 11	12 8	82 75	- -	-	0.22	0.44	2.9	C		M
1006	05 25 30	-69 22	25 15	14 9	80 70	72 58	p:	0.37	0.56	4.1:	29.1	05253-6921:	C
1007	05 25 30	-71 51	5 -	1.5 -	- -	- -	p:	0.19	0.17	-	-		S
1008	05 25 32.3	-69 43 28	35 20	35 15	160 100	- -	p:	0.56	2.22:	24.8	C	05255-6943	M
1009	05 25 34.7	-65 20 21	45 20	25 9	110 60	- -	p:	1.89	16.10	20.7:	C	05255-6520	M
1010	05 25 40	-66 15	42 20	20 12	- -	- -	p:	0.81	0.89	C	C	X0525-662	M
1011	05 25 40	-66 59	- -	- -	6 4	6 4	-	-	-	0.8	4.2		C
1012	05 25 40	-68 23	16 9	7 5	45 40	- -	p:	0.26	0.22	2.1:	C		M
1013	05 25 40	-69 50	14 8	6 3	25 21	- -	p:	0.22	0.33	1.7	C		M
1014	05 25 42.1	-71 35 45	7 2	5 1	- -	- -	p:	0.19:	0.44	C	C	05257-7135	M
1015	05 25 46.6	-66 17 36	75 10	135 8	240 20	130 20	p	2.40	16 10	91.1	228.8	05257-6617	C
1016	05 25 47.9	-71 30 25	3 -	2 1	12 9	12 10	-	0.11:	0.11:	1.2	4.2		C
1017	05 25 50	-67 13	13 5	9 3	43 22	34 21	p	0.30	0.67	8.7	27.0	05260-6711:	C
1018	05 25 50.3	-69 28 57	17 8	11 5	60 30	55 25	p	0.33	0.67	12.4	20.8	05258-6928	C
1019	05 25 52.9	-65 47 56	22 3	3 1	10 5	12 10	p	0.70	0.22:	2.1	4.2:	05258-6547	C
1020	05 25 56.8	-66 11 54	36 15	18 8	78 40	60 50	-	0.78:	1.11	15.7	20.8:	05259-6611	C
1021	05 25 58 1	-69 52 58	47 20	16 8	95 45	80 45	p	1.00	0.89	20.7	72.8	05259-6952	C
1022	05 25 59.5	-66 07 03	24 9	24 8	72 45	50 30	p:	0.56	1.78	19.5	41.6:	05259-6607	C
1023	05 26 00	-68 42	13 9	8 5	60 50	- -	-	0.15	0.33:	4.1:	C		M
1024	05 26 00	-69 22	22 12	9 6	62 50	- -	p	0.37	0.33	5.0	C		M
1025	05 26 00	-69 55	33 28	13 8	80 70	55 25	-	0.19	0.56	70.1:	C		M
1026	05 26 00	-70 06	- -	- -	22 20	20 18	-	-	-	0.8	4.2:		Damaged set 1
1027	05 26 00	-70 19	3 -	2 -	12 10	9 7	-	0.11:	0.22:	0.8	4.2		C
1028	05 26 00	-71 06	7 -	1 -	- -	- -	p	0.26	0.11:	-	-		S
1029	05 26 01.2	-67 17 23	4 6	3 2	- -	- -	-	0.15:	0.11:	C	C	05260-6717	S
1030	05 26 03.5	-68 57 54	12 8	5 3	50 35	50 27	-	0.22:	0.22:	6.2:	47.8:	05260-6857	C
1031	05 26 05.1	-70 10 23	- -	3 1.5	- -	- -	-	-	0.17	-	-	05260-7010	M
1032	05 26 05.8	-70 01 55	12 8	- -	33 27	30 20	-	0.15	0.11:	2.5	20.8	05261-7001	C
1033	05 26 08.4	-66 14 34	30 15	15 8	80 60	- -	-	0.56	0.78:	8.3:	C	05261-6614	C
1034	05 26 08.9	-67 29 10	11 6	15 8	65 50	45 32	p:	0.19	0.78	6.2	27.0:	05261-6729	M
1035	05 26 09.1	-66 22 46	10 5	6 2	60 50	- -	-	0.41	0.44:	4.1:	C	05	

TABLE III (continued).

(1)	(2)	(3)	(4)	(5)	(6)	(7)	(8)	(9)	(10)	(11)	(12)	(13)	(14)		
Number	Position RA(1950) h m s DEC(1950) ° ' "	12 µm Peak Bg	25 µm Peak Bg 10 ⁻⁴	60 µm Peak Bg 10 ⁻³ sr ⁻¹	100 µm Peak Bg	Size arcmin	F 12µm Jy	F 25µm Jy	F 60µm Jy	F 100µm Jy	IRAS-Id	Spectrum	Comments		
1048	05 26 30	-70 39	2	1	13	11	9	-	0.07:	0.11:	0.8	4.2		C	
1049	05 26 33.8	-68 52 48	40 25	60 30	150 100	110 47	-	-	0.56:	3.33:	20.7:	131.0:	05265-6852	C	
1050	05 26 34.0	-68 10 47	8 3	4 2	19 15	21 16	-	-	0.19:	0.22:	1.7:	10.4:	05265-6810	C	
1051	05 26 35	-67 45	11 6	8 5	42 34	35 30	-	-	0.19:	0.33:	3.3	10.4:		C	
1052	05 26 36	-67 42	13 3	15 5	55 40	41 35	p	-	0.37:	1.11:	6.2	12.5:	05266-6743:	C	
1053	05 26 38.2	-65 41 53	0	2	7 4	9 6	p:	-	0.15:	0.22:	1.2	6.2:	05266-6541	C	
1054	05 26 40	-67 18	7	5	29 18	25 18	-	-	0.24:	0.22:	4.6	14.6		C	
1055	05 26 40	-67 26	11 6	7 6	-	-	p:	-	0.19:	0.11:	C	C		S	
1056	05 26 40	-67 36	14 8	11 8	90 65	60 55	-	-	0.22:	0.33:	10.3	10.4:		C	
1057	05 26 40	-67 24	10 4	9 6	-	-	-	-	0.22:	0.33:	C	C		H	
1058	05 26 40.5	-71 58 25	15 4	6 1	33 0	28 11	p	-	0.41:	0.56:	9.9	35.4:	05266-7138	C	
1059	05 26 42.8	-69 13 17	13 4	7 5	-	-	p	-	0.33:	0.22:	-	-	05267-6913	S	
1060	05 26 44.7	-69 41 08	-	-	11 8	10 8	-	-	-	-	1.2	4.2:	05267-6941	C	
1061	05 26 45	-66 12	13 6	4 2	32 25	-	-	-	0.26:	0.22:	2.9:	C		H	
1062	05 26 45	-68 18	4 2	4 2	28 21	23 19	-	-	0.07:	0.22:	2.9	8.3		C	
1063	05 26 45	-68 37	15 6	8 4	55 43	-	p:	-	0.33:	0.44:	5.0	C	05268-6836:	H	
1064	05 26 45	-68 58	15 6	15 8	82 35	45 30	-	-	0.33:	0.78:	19.5	31.2:		C	
1065	05 26 45	-69 22	12 6	15 8	60 30	42 30	p:	-	0.30:	0.78:	12.4	25.0:	05268-6920:	C	
1066	05 26 50	-68 32	-	2	28 23	25 23	-	-	0.22:	-	2.1	4.2		C	
1067	05 26 50.5	-65 57 44	3	3.15	12 9	-	-	-	0.11:	0.17:	1.2:	C	05268-6557	M	
1068	05 26 50.5	-67 52 58	13 6	6 4	36 25	31 22	-	-	0.26:	0.22:	4.6	18.7	05268-6752	C	
1069	05 27 00	-66 07	9 5	3 1	23 9	20 10	-	-	0.15:	0.22:	5.8	20.8:		C	
1070	05 27 00	-68 59	10 6	5 3	20 18	-	p:	-	0.15:	0.22:	0.8:	C		M	
1071	05 27 00	-71 08	4	2	13 10	14 11	-	-	0.15:	0.11:	1.2	6.2	05273-7107:	C	
1072	05 27 00	-71 41	9 1	2 1	12 10	14 12	p:	-	0.30:	0.11:	0.8:	4.2:	X0526-7168	C	
1073	05 27 00.0	-66 52 10	3	2	10 4	7 3	p:	-	0.11:	0.22:	2.5	8.3	05269-6652	C	
1074	05 27 01.4	-68 27 56	4 2	5 2	28 25	24 20	p:	-	0.07:	0.33:	1.2:	8.3	05270-6827	C	
1075	05 27 05	-72 31	5	-	-	-	-	-	0.19:	-	-	-		S	
1076	05 27 05.8	-68 51 36	11 2	250 30	460 75	110 47	p	-	3.22:	24.42:	160.2:	131.0:	05270-6851	H	
1077	05 27 08.8	-70 06 10	12 4	-	-	-	p:	-	0.30:	-	-	-	05271-7006	S	
1078	05 27 11.6	-69 09 31	17 8	9 6	55 35	42 30	p:	-	0.33:	0.33:	8.3	25.0:	05271-6909	C	
1079	05 27 15	-70 11	-	-	22 20	17 16	-	-	-	-	0.8	2.1		C	
1080	05 27 15.4	-67 35 07	15 9	10 8	80 65	59 50	-	-	0.22:	0.22:	6.2:	18.7:	05272-6735	C	
1081	05 27 16	-68 40	14 2	4 2	18 15	-	p	-	0.44:	0.22:	1.2:	-	05276-6841:	H	
1082	05 27 18.1	-66 24 52	9 1	4	-	-	p	-	0.30:	0.44:	-	-	05273-6624	H	
1083	05 27 20	-67 31	20 12	25 18	90 70	-	-	-	0.30:	0.78:	8.3:	C	05272-6731:	M	
1084	05 27 30	-68 06	-	-	17 14	13 11	-	-	-	-	1.2	4.2:		C	
1085	05 27 36	-71 12	9 4	3 1	12 10	15 13	-	-	0.19:	0.22:	0.8:	4.2:		C	
1086	05 27 40.9	-71 25 31	10 4	4 1	32 9	30 13	p:	-	0.22:	0.33:	9.5:	35.4:	05276-7125	C	
1087	05 27 45	-70 35	12 9	5 3	28 20	27 24	-	-	0.11:	0.22:	3.3	6.2:		C	
1088	05 27 45	-70 59	4 2	3 1.5	15 13	16 14	-	-	0.07:	0.17:	0.8	4.2		C	
1089	05 27 45	-71 43	4	1.5	10 6	13 10	-	-	0.15:	0.17:	1.7	6.2		C	
1090	05 27 46.4	-67 29 31	36 16	65 18	200 100	90 60	p	-	0.74:	5.22:	41.4	62.4:	05277-6729	C	
1091	05 27 47.3	-70 24 24	-	-	19 16	17 15	-	-	-	-	1.2:	4.2:	05277-7024	C	
1092	05 27 48.2	-69 42 05	14 4	4	-	-	-	-	0.37:	0.44:	-	-	05278-6942	M	
1093	05 27 50	-67 48	14 5	2	23 18	22 18	-	-	0.11:	0.22:	2.1	8.3		C	
1094	05 27 50	-71 27	14 5	9 2	-	-	-	-	0.33:	0.78:	C	C	X0527-714	M	
1095	05 27 53	-68 07	8 5	-	-	-	-	-	0.11:	-	-	-		S	
1096	05 27 53.0	-66 51 24	-	-	5 3	3 2	-	-	-	-	0.8	2.1:	05278-6651	C	
1097	05 27 55	-70 03	18 12	8 5	48 40	43 35	-	-	0.22:	0.33:	3.3	16.6:		C	
1098	05 27 58.1	-70 36 12	18 10	10 6	37 28	34 22	p:	-	0.30:	0.44:	3.7	25.0:	05279-7036	C	
1099	05 28 00	-69 29	4	-	18 12	15 12	-	-	0.15:	-	2.5	6.2		C	
1100	05 28 00.3	-69 10 25	11 2	7	220 10	60 35	32 30	p	-	3.68:	23.31:	10.3	4.2	05280-6910	M
1101	05 28 03.8	-70 39 10	10 6	4 3	16 12	-	-	-	0.15:	0.11:	1.7:	C	05280-7039	M	
1102	05 28 05.9	-69 27 49	38 15	44 13	100 80	80 65	p	-	0.85:	3.44:	8.3:	31.2:	05280-6727	C	
1103	05 28 07.4	-69 15 45	13 5	4 2	-	-	p	-	0.30:	0.22:	-	-	05281-6915	S	
1104	05 28 08	-71 18	13 6	4 2	14 11	18 15	-	-	0.26:	0.22:	1.2	6.2		C	
1105	05 28 10	-70 14	14 10	4 3	34 30	33 30	-	-	0.15:	0.11:	1.7:	6.2:		C	
1106	05 28 10.0	-71 26 40	10 4	7 3	31 9	30 13	p	-	0.22:	0.44:	9.1:	35.4:	05281-7126	C	
1107	05 28 15	-67 02	5	1	4 3	4 3	p	-	0.19:	0.11:	0.4:	2.1:		C	
1108	05 28 15	-70 27	10 7	-	20 18	20 18	-	-	0.11:	-	0.8:	4.2		C	
1109	05 28 15	-68 13	6 3	5 3	28 15	25 18	-	-	0.11:	0.22:	5.4	14.6		C	
1110	05 28 20	-69 04	14 9	9 5	70 40	-	-	-	0.19:	0.44:	12.4:	C		H	
1111	05 28 26.4	-69 23 39	14 8	6 3	35 20	27 15	p:	-	0.22:	0.33:	6.2	25.0:	05284-6923	C	
1112	05 28 30	-67 43	3	1	22 16	16 14	-	-	0.11:	0.11:	2.5	4.2		C	
1113	05 28 30	-70 16	9 6	3 2	28 22	25 20	-	-	0.11:	0.11:	2.5	10.4		C	
1114	05 28 30	-70 48	3	1.5	14 11	15 13	-	-	0.11:	0.17:	1.2	4.2		C	
1115	05 28 33.4	-69 56 36	22 6	7 4	34 25	33 20	p	-	0.48:	0.33:	3.7	27.0:	05285-6955	C	
1116	05 28 35	-67 30	9 5	5 3	-	-	-	-	0.15:	0.22:	C	C		S	
1117	05 28 35.2	-65 29 12	16	1.5	-	-	-	-	0.59:	0.17:	-	-	05285-6529	S	
1118	05 28 40	-69 06	-	-	75 50	58 30	-	-	0.33:	10.3:	58.2:	X0528-690	C		
1119	05 28 40	-70 00	13 6	3 2	-	-	-	-	0.26:	0.11:	-	-		C	
1120	05 28 40	-70 05	12 9	4 3	36 30	34 30	-	-	0.11:	0.11:	2.5	8.3		C	
1121	05 28 40	-70 14	15 10	4 3	40 30	33 30	-	-	0.19:	0.11:	4.1	6.2:		C	
1122	05 28 40	-70 56	10 6	3 2	18 14	17 15	-	-	0.15:	0.11:	1.7:	4.2:		C	
1123	05 28 40	-70 57	11 8	3 2	20 18	-	-	-	0.11:	0.11:	0.8:	C		H	
1124	05 28 40	-71 23	8 5	2 1	12 10	20 15	p:	-	0.11:	0.11:	0.8:	10.4:		C	
1125	05 28 40.8	-68 09 32	10 5	5 3	-	-	-	-	0.19:	0.22:	-	-	05286-6809	M	
1126	05 28 42.1	-66 16 26	5 15	-	-	-	-	-	0.19:	-	-	-	05287-6616	S	
1127	05 28 43.1	-64 10 59	45 15	25 10	-	-	p	-	1.11:	1.44:	C	C	05287-6910	H	
1128	05 28 50	-67 57	-	-	7 4	7 5	-	-	-	-	1.2	4.2		C	
1129	05 28 50	-68 27	9 5	8 3	37 20	30 24	-	-	0.15:	0.56:	7.0	12.5:		C	
1130	05 28 58.9	-66 17 41	5 2	4	-	-	p	-	0.11:	0.44:	-	-	05289-6617	H	
1131	05 29 00	-67 20	8 4	5 3	22 16	-	-	-	0.15:	0.22:	2.5	C		H	
1132	05 29 00	-69 37	9 6	4 2	20 16	13 11	-	-	0.11:	0.22:	1.7	4.2:		C	
1133	05 29 00	-71 16	8 5	3 2	16 12	20 16	p:	-	0.11:	0.11:	1.7:	8.3:		C	
1134	05 29 03.8	-67 58 25	-	-	16 14	13 11	-	-	-	-	0.8	4.2:		C	
1135	05 29 06.4	-66 43 31	8	1.5	-	-	p	-	0.30:	0.17:	-	-	05291-6643	S	
1136	05 29 07	-67 23	9 5	5 3	28 14	23 14	-	-	0.15:	0.22:	5.8	18.7:		C	
1137	05 29 08.1	-67 00 03	2	2	11 8	8 6	-	-	0.07:	0.22:	1.2	4.2:	05291-6700	C	
1138	05 29 10	-66 51	-	1	4 2	2 1	-	-	0.11:	0.8:	0.8:	2.1:		C	
1139	05 29 10	-69 04	12 8	9 5	-	-	-	-	0.15:	0.44:	C	C		H	
1140	05 29 10	-70 34													

TABLE III (continued).

(1)	(2)	(3)	(4)	(5)	(6)	(7)	(8)	(9)	(10)	(11)	(12)	(13)	(14)	
Number	Position RA(1950) h m s DEC(1950) ° ' "	12 µm Peak Bg	25 µm Peak Bg 10 ⁻² Watt m ⁻² sr ⁻¹	60 µm Peak Bg 10 ⁻² Watt m ⁻² sr ⁻¹	100 µm Peak Bg	Size arcmin	F 12µm Jy	F 25µm Jy	F 60µm Jy	F 100µm Jy	IRAS-Id	Spectr- trum	Comments	
1153	05 29 27.1	-71 04 44	25 5	10 3	-	-	0.74	0.78	C	C	05294-7104	M		
1154	05 29 27.8	-67 33 07	4 -	3 -	17 13	1b 13	0.15:	0.33	1.7	6.2	05294-6733	C		
1155	05 29 30	-66 58	5 -	2 -	-	-	0.19	0.22	-	-	-	M		
1156	05 29 30	-71 14	10 5	4 2	27 15	30 20	p:	0.19	0.22	5.0	20.8:	C		
1157	05 29 31.0	-71 21 41	8 3	2.5 1	-	-	p:	0.19	0.17	-	-	S	05295-7121	
1158	05 29 35	-70 43	2 -	1 -	12 9	10 8	-	0.07:	0.11:	1.2	4.2	C		
1159	05 29 42.9	-65 17 14	5 -	-	-	-	-	0.19:	-	-	-	S	05297-6517	
1160	05 29 45	-70 09	18 12	7 4	30 28	-	p:	0.22	0.33	0.8:	C	M	Damaged set 1	
1161	05 29 47.3	-68 28 56	18 14	9 6	52 35	45 28	-	0.15:	0.33	7.0	35.4	C	05297-6828	
1162	05 29 50	-67 48	-	1 -	19 15	15 12	-	0.11:	0.11:	1.7	6.2	C		
1163	05 29 50.4	-68 11 25	17 5	7 5	26 24	-	-	0.44:	0.22:	0.8:	-	M		
1164	05 29 52.2	-69 57 27	31 8	15 3	30 27	-	p	0.85	1.33	1.2:	C	M	Damaged set 1	
1165	05 29 53.3	-67 17 02	-	-	10 7	7 6	-	-	0.22:	1.2	2.1:	C	05298-6717	
1166	05 29 53.8	-68 42 38	11 7	6 4	40 30	-	-	0.15:	0.22	4.1:	C	M	05298-6842	
1167	05 29 55	-68 32	22 13	13 7	60 40	45 40	-	0.33	0.67	8.3	10.4:	C		
1168	05 29 55	-69 51	13 8	6 3	39 30	18 16	-	0.19	0.33	3.7	4.2:	C	Damaged set 1	
1169	05 29 57.1	-71 04 01	14 6	10 6	61 25	45 20	p:	0.30	0.44	14.9	52.0	C	05299-7104	
1170	05 29 59.4	-67 20 44	5 -	2 -	-	-	-	0.19	0.22	-	-	M	05299-6720	
1171	05 30 00	-69 54	11 8	5 3	36 30	28 24	-	0.11	0.22	2.5	8.3	C	Damaged set 1	
1172	05 30 01.4	-68 59 32	11 4	3 2	-	-	p:	0.26	0.11	-	-	S	05300-6859	
1173	05 30 04.6	-70 49 04	3 -	1 -	10 8	-	-	0.11:	0.11:	0.8:	C	M	05300-7049	
1174	05 30 05	-70 18	12 7	-	-	-	p:	0.19	-	-	-	S		
1175	05 30 05.1	-70 14 53	8 4	-	32 27	24 21	-	0.15:	-	2.1	6.2:	C	05300-7014	
1176	05 30 05.3	-66 59 46	4 -	4 1	20 8	13 4	-	0.15	0.33	5.8	18.7	C	05300-6659	
1177	05 30 05.6	-66 51 15	7 -	2 -	-	-	-	0.26:	0.22	-	-	S	05300-6651	
1178	05 30 10	-71 13	15 7	6 5	50 25	50 30	-	0.30	0.11:	10.3:	41.6:	C		
1179	05 30 12.2	-70 56 53	6 -	4 2	35 30	-	-	0.22:	0.22:	2.1	C	M	05302-7056	
1180	05 30 15	-70 08	18 12	5 3	32 28	30 24	-	0.22	0.22	1.7	12.5	C	Damaged set 1	
1181	05 30 15.1	-69 34 14	-	4 3	26 20	15 13	-	-	0.11	2.5	4.2:	C	05302-6934	
1182	05 30 15.7	-71 02 32	-	10 7	60 40	50 30	-	-	0.33	8.3:	41.6:	C	05302-7102	
1183	05 30 16.5	-71 05 33	22 8	12 6	50 30	50 40	p	0.52	0.67	8.3:	20.8:	C	05302-7105	
1184	05 30 20	-66 04	-	2 -	9 4	10 5	-	-	0.22:	2.1	10.4	C	05301-6602:	
1185	05 30 20	-68 38	19 14	13 10	70 45	-	-	0.19	0.33	10.3:	C	M		
1186	05 30 20.1	-66 55 04	6 -	2 -	-	-	-	0.22	0.22	-	-	M	05303-6655	
1187	05 30 23.6	-68 32 54	15 12	8 6	55 52	50 44	-	0.11:	0.22:	1.2:	12.5:	C	05303-6832	
1188	05 30 24.5	-70 00 23	13 5	-	-	-	p	0.30	-	-	-	S	05304-7000	
1189	05 30 24.6	-71 36 30	7 -	1 -	10 5	13 9	-	0.26	0.11:	2.1	8.3	C	05304-7136	
1190	05 30 25.8	-67 22 23	13 -	4 2	-	-	p	0.48	0.22	-	-	S	05304-6722	
1191	05 30 28.2	-68 28 18	12 8	7 5	40 30	-	-	0.15:	0.22	4.1:	C	M	05304-6828	
1192	05 30 28.7	-69 24 56	3 -	5 3	27 20	18 15	-	0.11:	0.22	2.9	6.2	C	05304-6924	
1193	05 30 30	-67 40	4 2	3 1	21 15	16 11	-	0.07	0.22	2.5	10.4	C		
1194	05 30 30	-69 12	14 9	7 5	34 30	30 28	-	0.19	0.22	1.7	4.2	C		
1195	05 30 30	-69 44	-	5 3	29 22	21 18	-	-	0.22	2.9	6.2	C		
1196	05 30 35	-69 42	-	4 2	-	-	-	-	0.22	-	-	M		
1197	05 30 40	-66 45	3 -	2 -	-	-	-	0.11:	0.22	-	-	M		
1198	05 30 40.3	-70 32 52	8 -	3 -	-	-	p	0.20	0.33	-	-	M		
1199	05 30 42.4	-71 07 15	22 8	20 8	100 40	70 45	p	0.52	1.33	24.8	52.0	C	05306-7032	
1200	05 30 50	-71 31	4 -	2 -	10 8	14 13	3x3	0.57	0.75	1.6	2.9	C	05306-7107	
1201	05 30 55.6	-70 56 53	14 3	6 3	32 28	30 26	-	0.41:	0.33	1.7	8.3:	C	05309-7056	
1202	05 30 59.5	-68 08 53	4 -	3 2	-	-	-	0.15:	0.11:	C	C	S	05309-6808	
1203	05 31 00	-67 58	9 6	5 3	30 20	35 29	-	0.11	0.22	4.1	12.5:	C		
1204	05 31 00	-68 41	20 15	15 10	93 60	-	-	0.19:	0.56:	5.4:	C	M		
1205	05 31 00	-69 33	4 2	4 3	20 18	-	-	0.07:	0.11	0.8:	C	M	Damaged set 1	
1206	05 31 00	-71 14	10 5	4 2	22 12	30 20	-	0.19	0.22	4.1	20.8:	C	05314-7115:	
1207	05 31 00.2	-67 22 18	8 2	8 2	20 11	15 9	p	0.22	0.67	3.7	12.5	C	05310-6722	
1208	05 31 02.6	-71 10 00	45 10	42 6	150 100	100 70	p	1.29	4.00	20.7	62.4:	C	05310-7110	
1209	05 31 03.1	-69 13 47	12 9	9 6	-	-	-	0.11:	0.33:	C	C	M	05310-6913	
1210	05 31 04.0	-68 14 05	8 3	4 2	30 26	28 22	p:	0.19	0.22	1.7	12.5	C	05310-6814	
1211	05 31 05	-68 45	12 8	7 5	-	-	-	0.15	0.22:	C	C	M		
1212	05 31 06.4	-69 18 02	11 5	5 4	-	-	-	0.22	0.11:	C	C	S	05311-6918	
1213	05 31 09.2	-68 36 38	44 20	50 13	140 90	110 75	p	0.89	4.11	20.7	72.8	C	05311-6836	
1214	05 31 09.3	-67 23 58	4 -	4 -	16 12	17 12	-	0.11:	0.22	1.7:	10.4:	C	05311-6723	
1215	05 31 10	-69 08	11 8	11 8	-	-	-	0.11	0.33	C	C	M		
1216	05 31 15	-67 52	12 6	6 4	42 35	35 30	-	0.22	0.22	2.9	10.4:	C		
1217	05 31 15	-69 46	12 7	5 3	-	-	p:	0.19	0.22:	-	-	M		
1218	05 31 16.4	-69 04 45	13 7	10 7	60 50	45 40	p:	0.22	0.33	4.1	10.4:	C	05312-6904	
1219	05 31 20	-67 46	9 6	6 4	30 25	-	-	0.11	0.22	2.1:	C	M		
1220	05 31 20	-69 36	-	-	27 23	21 19	-	-	-	1.7	4.2:	C		
1221	05 31 20	-70 12	-	4 2	28 24	24 22	-	-	0.22	1.7	4.2	C		
1222	05 31 21.9	-69 13 03	22 10	11 9	50 40	-	-	0.44	0.22:	4.1:	C	M	05313-6913	
1223	05 31 23.5	-69 20 51	15 5	7 5	32 27	24 21	p	0.37	0.22	2.1	6.2	C	05313-6420	
1224	05 31 25.3	-71 01 51	-	7 4	40 30	-	-	-	0.35	4.1:	C	M	05314-7101	
1225	05 31 26.6	-69 10 21	14 12	11 8	65 45	55 40	p:	0.26	0.33:	8.3	31.2	C	05314-6910	
1226	05 31 27	-68 08	5 -	2 -	13 5	14 6	-	0.19	0.22	3.3	16.6	C		
1227	05 31 30	-67 59	10 6	4 3	40 30	-	-	0.15	G.11:	4.1	C	M		
1228	05 31 30	-68 03	12 6	6 3	35 30	35 30	-	0.22	0.33	2.1	10.4:	C		
1229	05 31 30	-68 22	13 10	7 5	42 35	45 35	-	0.11	0.22	2.9	20.8:	C		
1230	05 31 30	-70 16	-	4 2	34 30	23 21	-	-	0.22	1.7	4.2	C		
1231	05 31 30	-71 10	76 10	70 6	225 40	125 30	p	2.44	7.10	76.6:	197.6	C	05313-7109:	
1232	05 31 30.8	-71 45 07	4 -	7 -	4 2	5 4	p	0.15:	0.78	0.8	2.1:	C	05315-7145	
1233	05 31 33.6	-68 33 33	35 20	24 13	125 100	100 90	-	0.56:	1.22	10.3:	20.8:	C	05315-6833	
1234	05 31 35.4	-66 31 52	9 -	2 -	-	-	p	0.33	0.22:	-	-	S	05315-6631	
1235	05 31 39.0	-66 16 02	-	2 -	10 4	9 6	-	-	0.22	2.5	6.2:	C	05316-6616	
1236	05 31 40	-67 01	-	1 -	5 3	4 2	-	-	0.11:	0.8	4.2:	C		
1237	05 31 40.9	-71 24 46	11 2	3.5 1.5	16 8	20 10	p	0.33	0.22	3.3	20.8	C	05316-7124	
1238	05 31 41.5	-68 04 53	14 3	5 1	-	-	p	0.41	0.44	-	-	M	05316-6604	
1239	05 31 45.3	-69 07 39	-	14 7	-	-	-	-	0.78	C	C	M	05317-6907	
1240	05 31 48.6	-69 56 22	-	6 4	44 30	32 25	-	-	0.22	5.8	14.6	C	M	Damaged set 1
1241	05 31 51	-66 43	5 -	1.5 -	-	-	-	0.11:	0.17:	-	-	M		
1242	05 31 51.7	-68 24 36	18 12	9 6	-	-	-	0.22:	0.33:	C	C	M	05318-6824	
1243	05 31 52.3	-72 47 56	12 -	-	-	-	p:	0.64:	-	-	-	S	05318-7247	
1244	05 31 54.4	-67 23 52	8 2	5 2	19 11	15 12	p:	0.22	0.33	3.3	6.2:	C	05319-6723	
1245	05 31 55	-68 06	12 6	4 3	32 26	30 28	-	0.22	0.11:	2.5:	4.2:	C		
1246	05 31 55	-71 04	18 8	11 7	-	-	-	0.37	0.44	C	C	M		
1247	05 31 55.9	-68 36 46	32 23	35 14	125 100	100								

TABLE III (continued).

(1)	(2)	(3)	(4)	(5)	(6)	(7)	(8)	(9)	(10)	(11)	(12)	(13)	(14)	
Number	Position RA(1950) h m s DEC(1950) ° ' "	12 μm Peak Bg	25 μm Peak Bg 10 ⁻⁶ Watt m ⁻² sr ⁻¹	60 μm Peak Bg 10 ⁻⁶ Watt m ⁻² sr ⁻¹	100 μm Peak Bg	Size arcmin	F 12μm Jy	F 25μm Jy	F 60μm Jy	F 100μm Jy	IRAS-Id	Spectr- trum	Comments	
125*	05 32 10.8	-07 44 30	60 20	77 23	- -	-	1.48	5.99	C	C	05321-6744	M		
1260	05 32 15	-71 24	5 3	- -	12 10	-	0.07	0.22:	0.8:	C		M		
1261	05 32 15.2	-67 48 28	20 15	16 8	100 80	-	0.19	0.89:	8.3:	C	05322-6748	M		
1262	05 32 20	-66 05	- -	- -	12 7	12 8	-	-	2.1	8.3	-	C		
1263	05 32 20	-68 19	12 10	7 5	42 35	-	0.07	0.22	2.9:	C	-	M		
1264	05 32 20	-70 24	7 4	3 2	29 24	23 20	0.11:	0.11:	2.1	6.2	-	C		
1265	05 32 24.0	-69 24 07	- -	- -	28 25	-	-	-	1.2	-	05324-6924	M		
1266	05 32 25.5	-65 51 34	115 -	14 -	- -	-	4.25	1.55	-	-	05324-6551	S		
1267	05 32 28.1	-68 12 32	- -	5 3	30 27	28 24	-	0.22:	1.2	8.3	05324-6812	C		
1268	05 32 29.3	-66 19 17	2 -	1.5 -	11 6	10 8	0.07:	0.17	2.1	4.2	05324-6619	C		
1269	05 32 30	-69 39	10 7	6 5	43 40	30 28	0.11:	0.11:	1.2	4.2:	-	C		
1270	05 32 30	-69 49	15 10	7 5	70 60	48 40	0.19	0.22	4.1	14.6:	-	C		
1271	05 32 30	-69 56	12 9	6 4	52 48	37 35	0.11:	0.22	1.7	4.2	-	C		
1272	05 32 30	-71 18	18 6	4 2	20 10	25 18	0.44	0.22	4.1:	14.6:	-	C		
1273	05 32 30.0	-66 29 21	48 2	62 -	205 3	110 2	1.70	6.88	83.6	280.8	05325-6629	C		
1274	05 32 34.9	-67 43 41	78 30	105 25	350 75	180 45	1.78	8.88	113.8	224.8	05325-6743	C		
1275	05 32 35.2	-69 11 07	10 7	7 5	34 30	-	0.11:	0.12	1.7:	-	05325-6911	M		
1276	05 32 35.7	-71 04 17	16 10	20 6	100 40	-	0.22:	1.55	24.8:	C	05325-7106	M		
1277	05 32 37.0	-68 58 46	25 12	13 8	92 60	62 45	0.48	0.56	13.2	35.4:	05326-6858	M		
1278	05 32 38.5	-70 04 19	- -	5 2	- -	- -	-	0.33	-	-	05326-7004	M	Damaged set 1	
1279	05 32 39.4	-68 42 11	38 10	24 13	132 63	90 65	1.04	1.22	28.6	52.0	05326-6842	C		
1280	05 32 40	-67 10	14 -	6 2	- -	- -	0.52	0.44	-	-	-	S		
1281	05 32 45.1	-67 57 08	14 3	7 2	- -	- -	0.41	0.56	-	-	05327-6757	M		
1282	05 32 50	-67 32	24 15	14 10	80 50	60 40	0.33	0.44	12.4	41.6	-	C		
1283	05 32 51	-71 13	12 5	- -	- -	- -	0.26	-	C	C	-	S		
1284	05 32 52.5	-68 27 08	40 22	23 18	- -	- -	0.67	0.56:	C	C	05328-6827	S		
1285	05 32 54.5	-71 15 18	10 -	2 -	42 10	48 13	0.76	1.44	21.5	72.8	05329-7115	C		
1286	05 32 54.7	-67 08 54	23 -	18 1.5	3 2	- -	0.85	1.83	0.4:	-	05329-6708	M		
1287	05 32 55.3	-69 40 26	10 8	6 4	42 36	33 30	0.07:	0.22	2.5:	6.2:	05329-6940	C		
1288	05 33 00	-67 36	12 9	9 6	70 54	- -	0.11	0.33	6.6:	C	-	M		
1289	05 33 00	-67 38	15 10	10 7	70 60	45 40	0.19	0.33	4.1:	10.4:	-	C		
1290	05 33 00	-69 36	14 10	7 4	50 40	35 30	0.15	0.33	4.1	10.4:	05331-6935:	C		
1291	05 33 00	-70 13	11 7	5 3	37 30	32 25	0.15	0.22	2.9	14.6	-	C		
1292	05 33 00.9	-67 43 18	52 20	61 23	- -	- -	1.18	4.22	C	C	05330-6743	M		
1293	05 33 02.1	-68 26 03	43 18	53 18	167 90	100 70	0.93	3.88	31.9	62.4	05330-6826	C		
1294	05 33 08.3	-66 50 05	7 -	1 -	- -	- -	0.26	0.11:	-	-	05331-6650	S		
1295	05 33 14.8	-70 25 29	8 4	- -	- -	- -	0.15:	-	-	-	05332-7025	S		
1296	05 33 15	-67 30	15 10	9 7	70 50	45 40	0.19	0.22	8.3:	10.4:	-	C		
1297	05 33 15	-70 11	11 7	- -	- -	- -	0.15	-	-	-	-	S		
1298	05 33 19.9	-69 48 24	48 12	90 10	240 70	92 50	1.33	8.88	70.4	87.4	05333-6948	C		
1299	05 33 20	-69 06	13 10	9 6	55 50	48 45	0.11	0.33	2.1	6.2:	-	C		
1300	05 33 22	-69 00	23 12	16 9	110 65	70 45	0.41	0.78	18.6	52.0	05334-6858:	C		
1301	05 33 26.7	-69 35 54	10 8	9 7	50 40	40 35	0.07:	0.22:	4.1:	10.4:	05334-6935	C		
1302	05 33 27	-71 53	5 -	1.5 -	2 1	3 2	0.19	0.17:	0.4	2.1	-	C		
1303	05 33 29.7	-66 04 19	6 2	3 -	18 6	16 10	0.15	0.33	5.0	12.5	05334-6604	C		
1304	05 33 29.8	-67 06 17	10 -	- -	- -	- -	0.37	0.22	-	-	05334-6706	C		
1305	05 33 30	-67 28	12 7	9 6	60 45	- -	0.19	0.33	6.2	C	-	M		
1306	05 33 30	-69 09	15 10	- -	- -	- -	0.19:	-	-	-	-	S		
1307	05 33 34.0	-68 03 45	2 -	2 -	18 15	- -	0.07:	0.22:	1.2	C	05335-6803	M		
1308	05 33 35	-69 24	10 7	7 5	45 40	- -	0.11:	0.22	2.1:	C	-	M		
1309	05 33 35.9	-69 27 40	- -	6 4	35 30	- -	-	0.22	2.1	-	05335-6927	M		
1310	05 33 40	-67 54	3 -	- -	17 14	15 13	0.11:	-	1.2	4.2:	-	C		
1311	05 33 40	-68 07	- -	3 2	22 17	- -	-	0.11:	2.1	C	-	M		
1312	05 33 40	-69 42	10 7	7 5	53 48	- -	0.11:	0.22	2.1	C	-	M		
1313	05 33 40	-70 33	7 -	1 -	- -	- -	0.26	0.11:	-	-	-	S		
1314	05 33 42.2	-69 23 05	10 6	7 5	70 45	35 28	0.15	0.22:	10.3:	14.6	05337-6923	C		
1315	05 33 45	-67 27	11 6	10 7	- -	- -	0.19	0.33	C	C	05338-6725	M		
1316	05 33 45	-69 46	15 10	7 5	- -	- -	0.19	0.22	-	-	05338-6611	M		
1317	05 33 48.7	-66 17 29	1 -	1 -	- -	- -	0.11:	-	-	-	-	M		
1318	05 33 51.9	-68 22 21	23 12	9 6	53 38	52 37	0.41	0.33	6.2	31.2	05338-6822	C		
1319	05 33 51.9	-71 59 42	19 -	2 -	- -	- -	0.70	0.22	-	-	05338-7159	S		
1320	05 33 52.7	-67 35 24	12 8	7 6	49 38	40 34	0.15	0.11:	4.6:	12.5:	05338-6735	C		
1321	05 33 52.8	-66 45 12	- -	1 -	3 1	2 1	p:	0.11:	0.8	2.1:	05338-6645	C		
1322	05 33 55	-69 26	11 6	8 6	- -	- -	0.22	0.19	C	C	-	M		
1323	05 33 58.6	-68 47 52	48 10	70 8	220 65	93 42	1.41	4.88	64.2	106.1	05339-6847	C		
1324	05 33 58.9	-69 54 27	25 13	15 9	92 80	62 50	0.44	0.67	5.0	25.0:	05339-6954	C		
1325	05 33 59.2	-66 31 01	- -	- -	5 1	5 3	p:	-	1.7	4.2	05339-6631	C		
1326	05 34 00	-68 07	3 -	2 -	14 10	15 9	-	0.11:	0.22:	1.7	12.5	C		
1327	05 34 00	-68 39	12 7	6 3	34 30	- -	0.19	0.33	1.7:	C	-	M		
1328	05 34 00	-69 42	11 8	8 6	60 50	35 30	-	0.11:	0.22	4.1	10.4:	-	C	
1329	05 34 10	-68 18	11 8	6 4	38 33	- -	0.11:	0.22	2.1	M	-	C		
1330	05 34 15	-69 13	15 10	10 8	70 60	62 58	p:	0.19	0.22	4.1	8.3:	-	C	
1331	05 34 17.2	-67 27 17	8 4	9 5	40 30	- -	p:	0.15	0.44	4.1:	C	05342-6727	M	
1332	05 34 20	-70 14	14 10	7 4	44 40	39 36	-	0.15	0.33	1.7	6.2	-	C	
1333	05 34 22.4	-68 27 30	11 6	5 4	30 25	35 25	-	0.19	0.11	2.1:	20.8:	05343-6827	C	
1334	05 34 30	-67 55	2 -	3 -	17 14	- -	-	0.07:	0.11	1.2	C	-	M	
1335	05 34 30	-69 36	17 13	14 10	80 75	65 60	-	0.15:	0.64	2.1:	10.4:	-	C	
1336	05 34 35	-69 01	17 11	13 9	- -	- -	p:	0.22	0.44	C	C	-	M	
1337	05 34 36	-66 14	5 2	5 1.5	20 7	17 10	2xp	0.19:	0.62	6.7	15.9	-	C	
1338	05 34 36.2	-67 29 05	9 4	6 4	40 30	37 33	-	0.19	0.22:	4.1:	8.3:	05346-6729	C	
1339	05 34 40	-70 01	10 6	5 4	- -	- -	0.15:	0.11:	-	-	-	S		
1340	05 34 40	-70 20	- -	4 3	25 22	24 22	-	0.11:	1.2	4.2	-	C		
1341	05 34 41.0	-69 40 13	215 15	220 30	170 120	80 70	-	7.40	21.09	20.7	20.8:	05346-6949	M	
1342	05 34 45	-69 12	18 12	15 12	- -	- -	0.22	0.33	C	C	-	M		
1343	05 34 45	-71 05	7 -	1 -	10 8	13 10	p:	0.26	0.11:	0.8	6.2	-	C	
1344	05 34 47.2	-68 37 04	6 2	7 3	29 17	20 16	p:	0.15	0.44	5.0	8.3	05347-6837	C	
1345	05 34 48.4	-70 24 48	16 3	4 1.5	- -	- -	-	0.48	0.28	-	-	05348-7024	S	
1346	05 34 52.3	-68 14 12	18 7	6 4	- -	- -	0.41	0.22	-	-	05348-6814	S		
1347	05 34 55.2	-70 42 40	3 -	2 -	13 11	11 9	p:	0.11:	0.22	0.8	4.2	05349-7042	C	SAO 249316
1348	05 35 00	-67 19	5 -	2 -	11 8	9 7	-	0.19	0.22	1.2	4.2	-	C	
1349	05 35 00	-68 08	11 6	6 4	27 20	34 20	-	0.19	0.22	2.9	29.1	-	C	
1350	05 35 00	-68 24	13 8	6 4	- -	- -	-	0.19	0.22	C	C	-	M	
1351	05 35 03	-66 21	7 2	4 1	26 5	19 10	1xp	0.24:	0.39	6.6:	19.1	-	C	
1352	05 35 03.5	-66 37 40	- -	2 1	9 1	6 3	-	-	0.11	3.3	6.2	05350-6637	C	
1353	05 35 06.9	-69 45 48												

TABLE III (continued).

(1)	(2)	(3)	(4)	(5)	(6)	(7)	(8)	(9)	(10)	(11)	(12)	(13)	(14)					
Number	RA(1950) h m s	Position DEC(1950) ° ' "	12 µm Peak Bg	25 µm Peak Bg 10 ⁻⁸ Watt m ⁻² sr ⁻¹	60 µm Peak Bg m ⁻² sr ⁻¹	100 µm Peak Bg	Size arcmin	F 12µm Jy	F 25µm Jy	F 60µm Jy	F 100µm Jy	IRAS-Id	Spectr- trum	Comments				
1365	05 35 30	-69 25	10	8	10	8	64	58	40	35	-	-	-	-				
1366	05 35 30.0	-66 57 53	9	-	2	-	-	-	-	-	-	-	-	-				
1367	05 35 30.1	-67 36 34	150	22	330	12	700	60	240	55	p	0.07: 0.33 4.74	0.22 - 35.30	2.5 - 265.0	10.4: - 384.8	05354-6657 05355-6736 X0555-676	C C C	
1368	05 35 35	-68 28	2	-	-	-	21	17	15	-	-	-	-	-				
1369	05 35 35	-68 58	17	13	71	15	100	80	-	-	-	-	-	-				
1370	05 35 35.2	-69 15 55	-	-	52	40	15	-	-	-	-	-	-	-				
1371	05 35 39.7	-69 54 40	-	-	9	8	-	-	-	-	-	-	-	-				
1372	05 35 40	-67 01	-	-	1	-	6	4	5	3	-	-	-	-				
1373	05 35 40	-69 51	26	20	27	20	190	140	110	80	p	0.22 0.15	0.78 0.22	8.3 4.1	62.4: C	05356-6954	C C	
1374	05 35 40	-70 25	12	8	7	5	50	40	-	-	-	-	-	-				
1375	05 35 40	-70 13	16	12	4	-	-	-	-	-	-	-	-	-				
1376	05 35 40.6	-66 04 03	22	5	35	1	95	13	54	12	2x1	1.25 0.10	6.30 0.22	43.3 3.3	97.2 14.6	05356-6604	C C	
1377	05 35 50	-68 47	12	7	7	5	42	34	34	27	-	-	-	-				
1378	05 35 50	-70 01	10	11	7	-	-	-	-	-	-	-	-	-				
1379	05 35 55	-67 46	10	7	6	4	32	24	28	20	-	-	-	-				
1380	05 35 55.3	-71 10 01	24	1	2	-	-	-	-	-	-	-	-	-				
1381	05 36 00	-67 59	4	-	3	1	22	14	18	15	-	-	-	-				
1382	05 36 00.8	-66 48 26	6	-	2	-	4	2	-	-	-	-	-	-				
1383	05 36 02.2	-69 14 22	100	60	130	80	500	200	280	170	p:	1.48 0.22	5.55 0.22	124.2 0.8	228.8 6.2	05360-6648 05360-6914 X0535-692	C C C	
1384	05 36 05	-69 04	31	25	32	30	130	120	-	-	-	-	-	-				
1385	05 36 06.1	-71 42 21	4	-	-	-	-	-	-	-	-	-	-	-				
1386	05 36 10	-66 37	7	-	10	6	22	10	-	-	-	-	-	-				
1387	05 36 10	-67 32	20	16	9	7	-	-	-	-	-	-	-	-				
1388	05 36 10	-69 12	54	40	60	40	300	200	-	-	-	-	-	-				
1389	05 36 10	-69 23	12	10	15	10	110	100	-	-	-	-	-	-				
1390	05 36 10	-70 03	22	18	11	8	-	-	-	-	-	-	-	-				
1391	05 36 10	-70 26	11	8	4	2	20	18	18	16	-	-	-	-				
1392	05 36 12.3	-67 25 37	37	25	54	16	150	70	-	-	-	-	-	-				
1393	05 36 13.6	-69 26 44	-	-	10	8	75	65	-	-	-	-	-	-				
1394	05 36 15	-71 22	7	1	5	-	8	5	10	7	p	0.22	0.50	1.2	6.2	05362-6755 05362-6926	C C	
1395	05 36 19.5	-66 19 09	45	2	6	2	-	-	-	-	-	-	-	-				
1396	05 36 10.8	-67 20 56	4	-	3	2	15	10	12	9	-	-	-	-				
1397	05 36 21.0	-69 40 34	110	40	140	50	420	230	220	120	p	2.59	9.99	76.7	208.0	05363-6619 05363-6720 05363-6940	C C C	SAO 249320
1398	05 36 24	-66 16	-	-	4	1	-	-	-	-	-	-	-	-				
1399	05 36 27.8	-66 57 25	9	-	4	1	-	-	-	-	-	-	-	-				
1400	05 36 28.5	-66 01 27	5	-	1	-	14	10	12	10	-	-	-	-				
1401	05 36 30	-70 45	-	-	-	-	14	16	19	17	-	-	-	-				
1402	05 36 32.1	-66 27 17	16	10	9	3	45	15	30	20	p:	0.22	0.67	12.4	20.8	05364-6657	C	
1403	05 36 32.8	-69 34 05	44	28	40	27	160	90	95	70	-	-	-	-				
1404	05 36 35	-70 13	23	18	11	8	93	75	70	55	-	-	-	-				
1405	05 36 36.8	-70 50 43	-	-	2	1	8	6	17	14	-	-	-	-				
1406	05 36 38.0	-69 43 00	46	30	50	40	260	200	-	-	-	-	-	-				
1407	05 36 42.8	-69 48 38	-	-	-	-	160	150	-	-	-	-	-	-				
1408	05 36 45.6	-66 26 09	14	8	8	3	-	-	-	-	-	-	-	-				
1409	05 36 45	-69 54	5	-	9	6	22	10	-	-	-	-	-	-				
1410	05 36 45	-67 15	3	-	2	-	14	10	11	9	-	-	-	-				
1411	05 36 45	-70 40	-	-	3	2	19	17	-	-	-	-	-	-				
1412	05 36 47.9	-66 45 24	4	-	2	-	8	5	-	-	-	-	-	-				
1413	05 36 48.6	-69 14 43	37	10	25	18	-	-	-	-	-	-	-	-				
1414	05 36 50	-66 56	-	-	4	2	27	9	22	12	1xp	0.59	1.44	29.0	52.0	05364-6924	C	
1415	05 36 50	-67 07 37	5	-	4	1	20	10	14	9	-	-	-	-				
1416	05 36 50	-68 24	3	-	-	-	13	11	11	9	-	-	-	-				
1417	05 36 52.5	-69 20 12	33	22	46	33	210	180	120	100	p	0.41	1.66	12.4	41.6	05366-6942 05366-7050	C C	
1418	05 36 55	-66 25	8	-	3	1	-	-	-	-	-	-	-	-				
1419	05 37 00	-66 32	9	3	5	2	26	17	-	-	-	-	-	-				
1420	05 37 00	-67 02	4	-	1.5	-	15	8	13	8	-	-	-	-				
1421	05 37 00	-70 10	18	12	7	5	43	40	42	40	-	-	-	-				
1422	05 37 00.8	-66 23 44	23	8	22	4	80	12	68	15	p	0.22 0.56	0.22 2.00	1.2 28.2	4.2: 110.2	05369-7011 05370-6623 X0536-664	C C C	
1423	05 37 02.5	-66 52 20	6	2	4	1	17	5	14	5	p:	0.15	0.33	5.0	18.7	05370-6652	C	
1424	05 37 04.5	-70 14 23	10	4	7	5	21	18	-	-	-	-	-	-				
1425	05 37 07.6	-69 21 27	11	6	24	12	60	55	-	-	-	-	-	-				
1426	05 37 08	-69 22	8	-	13	4	40	14	-	-	-	-	-	-				
1427	05 37 08.7	-70 45 15	12	5	-	-	-	-	-	-	-	-	-	-				
1428	05 37 10	-67 34	20	14	10	7	57	28	55	35	-	-	-	-				
1429	05 37 10	-69 15	78	50	120	100	500	400	250	200	-	-	-	-				
1430	05 37 13.7	-66 28 45	22	6	12	2	52	14	40	20	p	0.59	1.11	15.7	41.6	05373-6915 05372-6628	C C	
1431	05 37 15.8	-68 16 03	7	2	5	1.5	11	8	12	8	p:	0.19	0.39	2.1	8.3	05372-6816	C	
1432	05 37 20	-70 49	-	-	2	1	15	13	16	15	-	-	-	-				
1433	05 37 30	-69 06	60	30	125	100	500	400	150	120	-	-	-	-				
1434	05 37 30	-69 50	55	40	34	27	-	-	-	-	-	-	-	-				
1435	05 37 30.8	-70 02 21	29	20	13	10	90	80	-	-	-	-	-	-				
1436	05 37 40	-69 47	62	35	56	25	250	200	170	140	p:	1.00	1.22	20.7	62.4	05375-6949 05375-7002	C C	
1437	05 37 40	-69 58	25	20	13	10	110	100	85	75	-	-	-	-				
1438	05 37 40	-71 05	8	4	3	1	15	9	19	15	-	-	-	-				
1439	05 37 43.9	-67 28 21	9	5	4	2	25	16	20	12	-	-	-	-				
1440	05 37 45	-67 09	7	-	2	-	16	11	13	11	-	-	-	-				
1441	05 37 45	-69 40	33	26	32	25	160	150	-	-	-	-	-	-				
1442	05 37 45.8	-66 46 43	3	-	2	-	8	6	8	6	-	-	-	-				
1443	05 37 50	-68 38	8	4	5	3	-	-	-	-	-	-	-	-				
1444	05 37 58.9	-66 41 52	5	1	6	2	22	8	18	12	p	0.15	0.44	5.8	12.5	05377-6641	C	
1445	05 38 00	-66 13	-	-	-	-	9	5	9	7	-	-	-	-				
1446	05 38 00	-68 51	14	12	10	7	75	50	60	40	-	-	-	-				
1447	05 38 00	-67 22	32	26	43	35	220	200	-	-	-	-	-	-				
1448	05 38 09.5	-69 12 47	200	120	450	250	1100	800	550	400	-	-	-	-				
1449	05 38 13.5	-67 01 59	-	-	2	1	9	7	9	8	-	-	-	-				
1450	05 38 16.3	-68 36 21	5	2	4	2	20	15	16	11	-	-	-	-				
1451	05 38 17.7	-69 36 07	-	-	30	27	-	-	-	-	-	-	-	-				
1452	05 38 21	-71 05	10	3	2	1.5	-	-	-	-	-	-	-	-				
1453	05 38 22.5	-67 55 45	6	-	-	-	18	13	15	13	-	-	-	-				
1454	05 38 24	-71 16	7	2	1.5	-	15	11	-	-	-	-	-	-				
1455	05 38 29.6	-67 46 32	5	-	3	2	14	11	14	12	-	-	-	-				
1456	05 38 30	-66 25	-	-	1.5	-	12	6	12	8	-	-	-	-				
1457	05 38 30	-67 06	5	-	1.5	-	13	11	12	10	-	-	-	-				
1458	05 38 30	-69 18	50	40	-	-	-	-	-	-	-	-	-	-				
1459	05 38 30	-70 17	25	20	1	-	5	50	-	-	-	-	-	-				
1460	05 38 38.2	-69 55 59	26	20	14	12	110	100	97	93	-	-	-	-				
1461	05 38 40	-69 33	50	38	40	30	-	-	-	-	-	-	-	-				
1462	05 38 45	-70 10	54	40	15	10	83	75	90	75	-	-	-	-				
1463																		

TABLE III (continued).

Table with columns: (1) Number, (2) Position RA(1950) h m s, DEC(1950) ° ' ", (3) 12 µm Peak Bg, (4) 25 µm Peak Bg, (5) 60 µm Peak Bg, (6) 100 µm Peak Bg, (7) Size arcmin, (8) F 12µm Jy, (9) F 25µm Jy, (10) F 60µm Jy, (11) F 100µm Jy, (12) IRAS-Id, (13) Spec-trum, (14) Comments. Includes entries for 30 Doradus and SAO 254215.

TABLE III (continued).

(1)	(2)	(3)	(4)	(5)	(6)	(7)	(8)	(9)	(10)	(11)	(12)	(13)	(14)
Number	Position RA(1950) h m s DEC(1950) o ' "	12 μ m Peak Bg	25 μ m Peak Bg 10^{-6} Watt m^{-2} arc $^{-2}$	60 μ m Peak Bg m^{-2} arc $^{-2}$	100 μ m Peak Bg	Size arcmin	F 12 μ m Jy	F 25 μ m Jy	F 60 μ m Jy	F 100 μ m Jy	IRAS-Id	Spec- trum	Comments
1571	05 42 03.7	-71 18 45	17 8	10 4	35 15	- -	p	0.33	0.67	8.3	C	05420-7118	M
1572	05 42 06.9	-71 16 52	13 6	9 3.5	25 15	- -	p:	0.26	0.61	4.1	C	05421-7116	M
1573	05 42 15	-68 59	32 20	27 18	- -	- -	p:	0.44	1.00	C	C		M
1574	05 42 16.4	-70 32 18	17 12	7 5	34 30	43 40	-	0.19	0.22:	1.7	6.2	05422-7032	C
1575	05 42 20	-68 44	11 6	5 4	- -	- -	-	0.19	0.11:	-	-	-	S
1576	05 42 21.6	-67 19 22	- -	- -	6 4	5 4	-	-	-	0.8	2.1:	05423-6719	C
1577	05 42 21.8	-71 20 33	35 4	49 2	140 12	75 15	p	1.15	5.22	53.0	124.8	05423-7120	C
												X0542-713	C
1578	05 42 24	-71 13	10 6	3 2	15 12	25 20	p:	0.15	0.11:	1.2	10.4	-	C
1579	05 42 27.4	-68 13 25	7 2	4 1.5	7 6	5 4	-	0.19:	0.28	0.4:	2.1:	05424-6813	C
1580	05 42 30	-67 25	2 -	2 -	8 6	7 5	-	0.07:	0.22	0.8	4.2	-	C
1581	05 42 30.4	-69 10 39	45 30	40 25	250 200	180 160	-	0.56	1.66	20.7	41.6:	05425-6910	C
1582	05 42 32.1	-69 14 23	30 20	- -	- -	- -	-	0.37	-	C	C	05425-6914	S
1583	05 42 38.4	-69 29 10	14 9	6 4	34 31	34 32	p:	0.19	0.22	1.2	4.2:	05426-6929	C
1584	05 42 40	-66 44	5 -	1 -	9 7	9 6	-	0.19:	0.11:	0.8	6.2:	-	C
1585	05 42 41.4	-69 36 00	11 9	7 5	33 30	32 29	-	0.07:	0.22	1.2	6.2:	05426-6935	C
1586	05 42 45	-69 08	60 40	42 35	250 200	170 150	-	0.74	0.78	20.7	41.6:	-	C
1587	05 42 46	-67 10	4 -	- -	- -	- -	-	0.15	-	-	-	-	S
1588	05 42 46.1	-70 06 31	16 11	5 4	34 30	38 30	-	0.19	0.11:	1.7	16.4	05427-7006	C
1589	05 42 54.3	-70 11 43	- -	5 4	23 21	- -	-	-	0.11:	0.8	C	05429-7011	M
1590	05 42 59.5	-68 14 50	4 -	2 -	12 8	12 8	-	0.15:	0.22:	1.7	8.3	05429-6814	C
1591	05 43 00	-66 27	3 -	1 -	9 6	12 10	-	0.11:	0.11:	1.2	4.2	-	C
1592	05 43 00	-66 37	- -	- -	10 7	12 9	-	-	-	1.2	6.2	-	C
1593	05 43 03.4	-69 13 01	28 20	15 11	110 90	90 80	-	0.30	0.44:	8.3:	20.8:	05430-6913	C
1594	05 43 10	-69 06	55 35	54 35	250 200	150 140	-	0.74	2.11	20.7	20.8:	-	C
1595	05 43 10	-70 24	13 9	3 1	22 21	31 30	-	0.15	0.22:	0.4:	2.1:	-	C
1596	05 43 12.0	-67 42 26	2 -	3 2	9 8	10 9	-	0.07:	0.11:	0.4:	2.1:	05431-6742	C
1597	05 43 12.6	-68 58 03	20 15	15 11	125 110	- -	-	0.19:	0.44:	6.2:	C	05432-6858	M
1598	05 43 13.7	-67 35 42	- -	2 -	10 7	9 8	-	-	0.22:	1.2	2.1	05432-6735	C
1599	05 43 14.6	-69 15 04	- -	11 10	91 80	- -	-	0.33:	0.33:	5.6	C	05432-6915	C
1600	05 43 16.3	-71 18 44	9 4	11 2	25 9	20 18	-	0.19	1.00	4.6	4.2:	05432-7118	M
1601	05 43 16.6	-70 57 27	11 9	4 3	12 10	20 18	-	0.07:	0.11:	0.8:	4.2:	05432-7057	C
1602	05 43 18.6	-67 28 56	4 -	2 -	9 7	- -	-	0.15	0.22:	0.8:	C	05433-6728	M
1603	05 43 20	-69 17	26 20	- -	- -	- -	-	0.22:	C	C	C	-	S
1604	05 43 20	-70 32	13 10	3 2	- -	- -	-	0.11	0.11:	-	-	-	S
1605	05 43 20.2	-67 50 55	14 6	15 3	44 15	25 15	p	0.30	1.33	12.0	20.8	05433-6750	C
												X0543-678	C
1606	05 43 21	-66 48	6 -	2 -	11 7	13 8	-	0.22	0.22:	1.7:	10.4	-	C
1607	05 43 21.3	-69 58 30	10 8	4 2	32 28	34 30	-	0.07:	0.22	1.7:	8.3:	05433-6958	C
1608	05 43 25	-71 04	11 6	4 2	15 10	27 18	-	0.19	0.22	2.1	18.7	-	C
1609	05 43 26.0	-69 46 26	55 20	45 10	200 60	120 60	p	1.29	3.88	58.0	124.8	05434-6946	C
1610	05 43 27	-71 14	13 5	4 2	11 9	21 15	p	0.30	0.22	0.8	12.5:	-	C
1611	05 43 30	-67 57	13 6	5 3	25 18	23 18	p	0.26	0.22	2.9	10.4	-	C
1612	05 43 30	-70 11	11 8	4 3	22 20	28 26	-	0.11	0.11	0.8	4.2	-	C
1613	05 43 31.3	-66 19 43	11 2	10 1	32 6	32 9	p:	0.33	1.00	10.8	47.8:	05435-6619	C
												X0543-663	C
1614	05 43 40	-66 22	9 2	6 2	25 12	- -	p:	0.26:	0.44	5.4	C	-	M
1615	05 43 41.0	-70 08 02	- -	- -	21 19	22 20	-	-	-	0.8	4.2:	05436-7008	C
1616	05 43 43.5	-68 29 27	22 3	3 1.5	11 8	9 8	p	0.70	0.17	1.2:	2.1:	05437-6829	C
1617	05 43 45	-71 13	10 6	2 1.5	- -	- -	-	0.15	0.06:	-	-	-	S
1618	05 43 50	-68 06	10 -	3 2	13 11	14 13	p	0.37	0.11:	0.8:	2.1:	05439-6807:	C
1619	05 43 50	-68 49	15 10	7 5	68 55	65 55	-	0.19	0.22	5.4	20.8	-	C
1620	05 43 50	-69 41	12 9	7 5	40 35	37 35	-	0.11:	0.22	2.1	4.2:	-	C
1621	05 43 52.0	-67 28 30	16 6	8 3	38 14	25 12	p	0.37	0.56	9.9	27.0:	05438-6728	C
1622	05 43 52.0	-69 26 05	40 30	24 14	110 80	- -	-	0.37:	1.11	12.4:	C	05438-6926	M
1623	05 43 54.4	-67 43 10	225 4	43 2	11 9	- -	-	8.18	4.55	0.8:	C	05439-6743	S
1624	05 43 58.6	-67 55 11	5 -	2 -	1 -	- -	p:	0.19	0.22	0.6:	2.1:	05439-6555	C
1625	05 44 00	-71 31	2 -	1.5 -	4 3	12 8	-	0.07:	0.17:	1.2	8.3	-	C
1626	05 44 00.9	-70 29 09	16 8	4 3	19 17	27 25	-	0.30	0.11:	0.8	4.2:	05440-7029	C
1627	05 44 10	-68 17	10 6	4 2	22 15	24 18	-	0.15	0.22	2.9	12.5	-	C
1628	05 44 10	-70 16	12 9	4 3	20 18	28 27	-	0.11:	0.11:	0.8:	2.1:	-	C
1629	05 44 10.7	-69 16 52	40 25	26 20	150 100	- -	p	0.56	0.67	20.7	C	05441-6916	M
1630	05 44 11.7	-68 53 12	12 8	7 6	65 60	- -	-	0.15:	0.11:	2.1:	C	05441-6853	M
1631	05 44 12.7	-67 48 29	5 -	2 -	17 12	16 14	-	0.19:	0.22:	2.1	4.2:	05442-6748	C
1632	05 44 13.2	-68 23 51	6 -	1 -	18 16	20 17	-	0.22:	0.11:	0.8	6.2:	05442-6823	C
1633	05 44 17.6	-69 23 19	50 35	25 20	150 125	140 110	-	0.56	0.56	10.3:	62.4:	05442-6923	C
1634	05 44 18	-66 18	14 4	4 2	15 10	20 15	-	0.55	0.31:	2.4:	10.9	-	C
1635	05 44 18	-66 22	- -	9 3	5 2	- -	-	0.22	0.33:	C	C	-	M
1636	05 44 20	-70 18	11 9	4 3	23 20	28 27	-	0.07:	0.11	1.2	2.1:	-	C
1637	05 44 27	-71 12	9 5	3 1.5	10 8	18 15	-	0.15	0.17	0.8:	6.2:	-	C
1638	05 44 30	-67 26	11 7	5 3	32 18	25 20	p:	0.15	0.22	5.8	10.4:	-	C
1639	05 44 30	-67 43	11 6	3 1.5	14 10	16 12	-	0.19	0.17	1.7	8.3	-	C
1640	05 44 30	-69 01	13 10	8 5	80 70	65 55	-	0.11	0.33	4.1	20.8	-	C
1641	05 44 30	-70 23	13 10	4 3	23 21	- -	-	0.11	0.11	0.8	C	-	M
1642	05 44 35	-68 49	18 13	8 5	- -	- -	-	0.19	0.33	C	C	-	M
1643	05 44 35	-69 21	44 33	24 20	150 130	130 120	-	0.41	0.44	8.3:	20.8:	-	S
1644	05 44 39.5	-65 45 19	33 -	3 -	1 -	- -	p	1.22	0.33	0.4:	-	05446-6545	C
1645	05 44 40	-69 39	14 10	9 7	54 50	- -	-	0.15:	0.22	1.7	C	-	M
1646	05 44 40.6	-69 45 25	24 14	10 7	- -	- -	p	0.37	0.33:	-	-	05446-6945	S
1647	05 44 42.2	-68 35 10	9 5	3 2	27 20	27 22	-	0.15:	0.11:	2.9	10.4	05447-6833	C
1648	05 44 45	-69 45	13 9	8 6	53 50	54 50	p	0.22	0.22	1.2	8.3	-	C
1649	05 44 45	-70 07	- -	- -	18 16	21 19	-	-	-	0.8	4.2	-	C
1650	05 44 46.3	-67 18 58	12 2	11 3	42 7	25 14	p	0.37	0.89	14.5	22.9:	05447-6718	C
1651	05 44 49.9	-70 25 07	11 9	4 3	22 20	27 25	-	0.07:	0.11:	0.8	4.2:	05448-7025	C
1652	05 44 50	-68 40	10 7	4 3	34 30	- -	-	0.11	0.11:	1.7:	C	-	M
1653	05 44 53.8	-66 41 09	3 -	1 -	8 3	10 4	-	0.11:	0.11:	2.1	12.5	05448-6641	C
1654	05 44 58.1	-68 49 15	15 9	6 4	- -	- -	p:	0.22	0.22	C	C	05449-6849	C
1655	05 45 00	-67 22	11 5	7 3	30 16	- -	-	0.22	0.44	5.8	C	-	M
1656	05 45 01.3	-69 29 59	20 15	11 9	67 57	65 55	-	0.14:	0.22	4.1:	20.8:	05450-6929	C
1657	05 45 03.0	-70 39 12	20 14	6 4	20 15	- -	-	0.22:	0.22:	2.1	C	05450-7039	M
1658	05 45 10	-69 51	21 16	10 8	65 55	60 50	-	0.19	0.22	4.1	20.8:	-	C
1659	05 45 10	-70 32	- -	3 2	22 20	23 21	-	-	0.11:	0.8	4.2	-	C
1660	05 45 10	-70 46	12 9	4 3	13 12	23 21	-	0.11	0.11	0.4:	4.2:	-	C
1661	05 45 11.4	-66 29 23	- -	- -	4 3	5 4	-	-	-	0.4			

TABLE III (continued).

(1)	(2)	(3)	(4)	(5)	(6)	(7)	(8)	(9)	(10)	(11)	(12)	(13)	(14)				
Number	RA(1950) h m s	Position DEC(1950) o ' "	12 μ m Peak Bg	25 μ m Peak Bg 10 ⁻⁸ Watt m ⁻² sr ⁻¹	60 μ m Peak Bg	100 μ m Peak Bg	Size arcmin	F 12 μ m Jy	F 25 μ m Jy	F 60 μ m Jy	F 100 μ m Jy	IRAS-Id	Spec- trum	Comments			
1674	05 45 53.1	-66 23 20	2	-	1	4	2	-	0.07:	0.11:	0.8	4.2	X0545-671				
1675	05 45 53.2	-69 47 37	32	17	50	150	70	6	0.56	4.44	33.1	33.3:	05458-6623	C			
1676	05 45 55	-70 39	16	11	4	3	17	14	26	23	-	-	05458-6947	C			
1677	05 45 55.4	-69 51 28	23	16	12	8	60	50	-	p:	0.26	0.44	4.1:	05459-6951	M		
1678	05 45 57.0	-67 15 35	2	-	15	-	9	6	-	-	0.07:	1.66	1.2	05459-6715	M		
1679	05 46 00	-66 53	2	-	1	-	5	3	7	2	-	0.07:	0.11:	0.8	05458-6651:	C	
1680	05 46 00	-67 52	3	-	2	-	10	6	11	9	p:	0.11	0.22	1.7	4.2:	C	
1681	05 46 00	-69 32	20	15	9	7	-	-	-	p:	0.19	0.22:	C		M		
1682	05 46 00	-70 16	4	-	2	1	17	14	20	17	-	0.15:	0.11:	1.2	6.2	C	
1683	05 46 00.2	-69 57 40	9	7	2	-	27	24	-	-	0.07:	0.22:	1.2	C	05460-6957	M	
1684	05 46 06.3	-70 08 35	3	-	1	-	18	14	21	18	-	0.11:	0.11:	1.7	6.2	05461-7008	C
1685	05 46 10	-69 07	15	10	8	5	60	50	60	40	-	0.19	0.33	4.1	41.6:	C	
1686	05 46 15	-67 46	4	-	-	-	-	-	-	-	-	-	-	-	-	S	
1687	05 46 20	-68 10	4	-	2	-	11	8	18	15	p	0.15:	0.22:	1.2:	6.2	C	
1688	05 46 20	-68 26	-	-	2	-	17	13	17	14	-	-	0.22	1.7	4.2	C	
1689	05 46 20.3	-66 12 37	-	-	1	-	3	2	-	-	-	0.11:	0.4	-	-	05463-6612	M
1690	05 46 27	-71 07	8	3	2	1	6	4	13	10	-	0.19	0.11:	0.8	6.2	C	
1691	05 46 28.2	-68 51 44	10	4	6	3	43	25	43	28	p:	0.22	0.33	7.5	31.2:	05464-6851	C
1692	05 46 30	-69 40	30	17	9	7	85	65	-	-	-	0.48	0.22:	8.3	C	M	
1693	05 46 34.8	-69 17 14	12	8	7	4	69	45	-	-	-	0.15	0.33	7.9	C	05465-6917	M
1694	05 46 40	-69 05	16	8	4	6	66	40	-	-	-	0.30	0.44	10.8	C	M	
1695	05 46 45	-70 31	-	-	-	-	15	13	23	22	-	-	0.8	2.1:	-	C	
1696	05 46 47.0	-69 35 45	29	19	18	10	93	66	80	65	p	0.37	0.89	11.2	31.2	05467-6935	C
1697	05 46 50	-67 22	4	-	1	-	10	5	12	6	-	0.15:	0.11:	2.1	12.5	C	
1698	05 46 52.7	-67 10 15	4	-	2	-	8	5	-	-	-	0.15:	0.22:	1.2:	C	05468-6710	C
1699	05 47 00	-68 11	4	-	2	-	13	7	15	10	-	0.15	0.22:	2.5	10.4	C	
1700	05 47 00	-69 26	20	15	7	6	-	-	-	-	-	0.19	0.11:	C	C	S	
1701	05 47 00	-69 45	20	15	10	7	75	65	-	-	-	0.19:	0.33	4.1:	C	M	
1702	05 47 14	-71 16	8	2	1	-	-	-	-	-	-	0.22	0.11:	-	-	S	
1703	05 47 20	-70 15	9	6	2	1.5	-	-	-	-	-	0.11	0.06:	-	-	S	
1704	05 47 21.4	-70 08 01	-	-	-	-	23	18	30	17	-	-	0.11:	2.1	27.0	05473-7008	C
1705	05 47 24	-71 05	6	2	1	-	-	-	-	-	-	0.15	0.11:	C	C	S	
1706	05 47 25	-69 09	14	7	6	4	43	30	42	30	-	0.26	0.22	5.4	25.0	C	
1707	05 47 25	-69 28	23	15	9	6	75	55	74	60	-	0.30	0.33	8.3	29.1	C	
1708	05 47 28.6	-68 42 20	1	-	2	-	14	10	16	12	-	0.04:	0.22:	1.7	8.3	05474-6842	C
1709	05 47 30	-67 04	-	-	-	-	4	2	6	2	-	-	-	0.8	8.3	C	
1710	05 47 31.0	-67 46 29	75	-	8	-	-	-	-	p	2.77	0.89	-	-	-	05475-6746	C
1711	05 47 31.3	-67 52 29	3	-	1	-	5	2	7	4	-	0.11:	0.11:	1.2	6.2	05475-6752	C
1712	05 47 31.5	-70 04 14	13	7	4	2	26	21	-	-	p	0.22	0.22:	2.1	C	05475-7004	M
1713	05 47 31.5	-71 28 54	8	-	2	-	3	1	6	4	-	0.30	0.22	0.8	4.2:	05475-7128	C
1714	05 47 32.5	-70 35 43	-	-	-	-	2	-	4	2	-	-	-	0.8:	4.2:	05475-7135	C
1715	05 47 35.4	-67 45 01	-	-	-	-	6	2	7	3	-	-	-	1.7	8.3	05475-6743	C
1716	05 47 38.7	-68 29 17	-	-	1	-	9	7	11	9	-	-	0.11:	0.8:	4.2:	05476-6829	C
1717	05 47 40	-69 49	18	15	8	5	40	30	-	-	-	0.11	0.33	4.1:	C	M	
1718	05 47 40	-70 35	19	11	5	2	13	9	24	22	-	0.30	0.33	1.7	4.2	C	
1719	05 47 42.5	-70 40 50	11	7	4	2	10	7	19	17	-	0.15	0.22	1.2	4.2	05477-7040	C
1720	05 47 50	-69 54	22	14	9	6	37	33	-	-	-	0.30	0.33	1.7	C	M	
1721	05 47 51.8	-70 45 14	14	7	6	2	8	7	17	12	p	0.26	0.44	0.4	10.4	05478-7045	C
1722	05 48 00	-69 45	22	15	9	4	50	40	-	-	-	0.26	0.56	4.1	C	M	
1723	05 48 03.4	-68 39 50	8	-	2	-	9	7	13	10	p:	0.30	0.22	0.8:	6.2	05480-6839	C
1724	05 48 08.4	-66 31 43	2	-	-	-	3	1	4	2	-	0.07:	-	0.8	4.2	05481-6631	C
1725	05 48 14	-71 00	4	-	-	-	-	-	-	-	-	0.15	0.11:	-	-	S	
1726	05 48 15	-70 30	14	7	4	2	13	9	26	20	-	0.26	0.22	1.7	12.5	C	
1727	05 48 15.2	-68 56 19	2	-	1	-	23	20	25	20	-	0.07:	0.11:	1.2:	10.4	05482-6856	C
1728	05 48 19	-66 39	6	-	1	-	-	-	-	-	-	0.22	0.11:	-	-	S	
1729	05 48 20	-69 13	10	7	3	2	30	15	30	20	-	0.11	0.11	6.2	20.8:	05483-6836	C
1730	05 48 20	-70 16	10	6	2	1	16	14	23	18	-	0.15	0.11:	0.8:	10.4:	C	
1731	05 48 26.6	-69 45 53	38	8	7	4	-	-	-	p	1.11	0.33:	-	-	-	05484-6945	S
1732	05 48 29.4	-71 01 28	-	-	1	-	4	2	7	4	-	-	0.11:	0.8	6.2	05484-7101	C
1733	05 48 36.7	-69 53 53	25	8	18	4	62	25	58	45	p	0.63	1.55	15.3	27.0	05486-6953	C
1734	05 48 40	-66 53	-	-	-	-	2	-	2	-	-	-	-	0.8	4.2	C	
1735	05 48 40	-68 10	-	-	-	-	9	6	11	9	-	-	-	1.2	4.2:	C	
1736	05 48 49.0	-72 43 04	25	4	-	-	-	-	-	-	-	0.78	-	-	-	05488-7243	S
1737	05 48 49.2	-68 50 58	2	-	3	-	16	9	20	15	-	0.07:	0.33:	2.9:	10.4	05488-6850	C
1738	05 48 50	-68 10	6	-	1	-	-	-	-	-	-	0.22	0.11:	-	-	S	
1739	05 48 55	-68 58	8	5	3	2	20	12	28	18	-	0.19	0.11:	3.3	20.8	C	
1740	05 48 57.6	-70 02 29	20	12	3	0	8	-	-	-	p	0.30	2.44	C	C	M	
1741	05 48 58.7	-70 09 44	20	12	12	5	35	20	-	-	p	0.52	0.78	6.2	C	05489-7009	H
1742	05 49 00	-70 37	10	5	3	1	8	6	-	-	-	0.14	0.22	0.8	C	M	
1743	05 49 06.2	-70 06 24	33	12	30	10	-	-	-	-	p	0.78	2.22:	C	C	05491-7006	M
1744	05 49 24.6	-70 04 14	36	10	51	6	165	24	120	20	p	0.96	4.99	58.4	208.0	05494-7004	C
1745	05 49 34.3	-70 34 09	4	-	8	-	6	3	-	-	p	0.15	0.89	1.2	-	05495-7034	M
1746	05 49 35.1	-68 59 11	-	-	2	1	16	13	-	-	-	-	0.11:	1.2:	C	05495-6859	C
1747	05 49 50	-69 19	4	-	2	-	13	8	15	10	-	0.15:	0.22	2.1	10.4	C	
1748	05 49 55.5	-66 54 53	7	-	-	-	-	-	-	-	p	0.26	-	-	-	05499-6854	S
1749	05 49 59.9	-70 10 49	-	-	-	-	-	-	-	-	-	-	-	3.3	C	05499-7010	M
1750	05 50 00.8	-72 34 04	3	-	1	-	2	-	1	-	-	0.11:	0.11:	0.8:	2.1:	05500-7234	C
1751	05 50 20	-68 17	2	-	2	-	8	6	13	9	-	0.07:	0.22	0.8:	8.3	C	
1752	05 50 24.1	-69 41 48	10	3	1	-	-	-	-	-	-	0.26:	0.11:	-	-	05504-6941	S
1753	05 50 30	-68 27	6	-	2	-	15	9	17	12	-	0.22:	0.22	2.5	10.4	C	
1754	05 50 30	-68 47	-	-	-	-	8	6	13	10	-	-	-	0.8	6.2	C	
1755	05 50 30	-69 40	4	-	2	-	9	7	14	9	-	0.15:	0.22	0.8	10.4	C	
1756	05 50 36.1	-70 53 58	17	-	4	-	-	-	-	-	p	0.65	0.44	-	-	05506-7053	S
1757	05 50 45.8	-67 51 08	4	-	2	-	-	-	-	-	-	0.15	0.22:	-	-	05507-6751	M
1758	05 50 53.8	-71 46 43	3	-	-	-	-	-	-	-	-	0.11:	-	-	-	05508-7146	S
1759	05 50 57.9	-69 56 53	13	-	7	-	7	4	10	8	p	0.48	0.78	1.2:	4.2:	05509-6956	C
1760	05 51 01.5	-71 15 14	-	-	1	-	5	1	3	1.5	-	-	0.11:	1.7	3.1	05510-7115	C
1761</																	

TABLE III (continued).

(1)	(2)		(3)	(4)	(5)	(6)	(7)	(8)	(9)	(10)	(11)	(12)	(13)	(14)				
Number	RA(1950) h m s	Position DEC(1950) ° ' "	12 μ m Peak Bg	25 μ m Peak Bg 10^{-2}	60 μ m Peak Bg 10^{-2}	100 μ m Peak Bg	Size arcmin	F 12 μ m Jy	F 25 μ m Jy	F 60 μ m Jy	F 100 μ m Jy	IRAS-id	Spec- trum	Comments				
1780	05 54 01.8	-65 33 37	8	3	1	-	p	0.30	0.22	-	-	05540-6533	S					
1781	05 54 12.2	-69 08 32	2	-	2	4	2	0.07	-	0.8	4.2	05542-6908	C					
1782	05 54 17.4	-69 14 55	3	-	1	-	-	0.11	-	0.4	-	05542-6914	H					
1783	05 54 40.7	-69 49 59	-	-	3	3	1	-	-	1.2	4.2	05546-6949	C					
1784	05 54 43.2	-65 15 27	4	5	-	-	p	0.15	0.33	-	-	05547-6515	H					
1785	05 55 06.2	-65 28 39	-	-	-	-	p	-	0.22	-	-	05551-6528	H					
1786	05 55 17.4	-68 47 05	-	-	1	2	-	-	-	0.4	4.2	05552-6847	C					
1787	05 55 25	-68 07	-	2	7	-	p	-	0.22	2.9	C	05556-6734	S	SAO 249396				
1788	05 55 38.0	-67 34 31	5	-	-	-	p	0.19	-	-	-	05558-6803	S	SAO 249398				
1789	05 55 50.4	-68 03 15	12	1	-	-	p	0.44	0.11	-	-	05558-7000	S					
1790	05 55 50.7	-70 00 24	20	6	-	-	p	0.74	0.67	-	-	-	-					
1791	05 56 04.7	-68 11 46	12	3	7	1	26	2	22	2	p	0.33	0.67	9.9	41.6	05560-6811	C	
												X0556-682						
1792	05 56 10.1	-68 21 25	5	2	5	6	-	p	0.19	0.22	2.1	12.5	05561-6821	C				
1793	05 56 10.7	-67 32 51	7	-	-	-	-	p	0.26	-	-	-	05561-6732	S				
1794	05 56 12.1	-69 33 58	6	5	10	5	1	p	0.22	0.56	4.1	8.3	05562-6933	C				
1795	05 56 49.6	-67 52 54	9	4	-	-	-	p	0.33	0.44	-	-	05568-6753	H				
1796	05 56 49.6	-70 25 03	-	-	2	1	-	-	-	0.8	2.1	05568-7025	C					
1797	05 56 51.3	-66 18 42	3	-	-	-	-	p	0.11	-	-	-	05568-6618	S	SAO 249402			
1798	05 56 51.6	-65 28 39	4	-	-	-	-	p	0.15	-	-	-	05568-6528	S				
1799	05 57 07.3	-68 27 44	9	1	-	-	-	p	0.33	0.11	-	-	05571-6827	S				
1800	05 57 12.5	-70 07 01	5	-	-	-	-	p	0.19	-	-	-	05572-7007	S				
1801	05 57 19.5	-69 51 26	-	-	1.5	1	-	-	-	0.6	2.1	05573-6951	C					
1802	05 58 30.9	-69 01 29	7	-	-	-	-	-	0.26	-	-	-	05585-6901	S				
1803	05 58 52.1	-69 44 31	5	5	-	-	-	p	0.19	0.56	-	-	05588-6944	H				
1804	05 58 59.7	-69 51 29	22	1.5	-	-	-	p	0.81	0.17	-	-	05589-6951	S	SAO 249408			
1805	05 59 03	-71 20	6	1	-	-	-	-	0.19	-	-	-	-	-	-	-	SAO 256257	
1806	06 00 12.1	-66 20 05	-	-	1	0.7	-	-	-	0.4	1.5	04002-6420A	C					
1807	06 01 08.9	-66 36 34	3	2	-	-	-	p	0.11	0.22	-	-	06011-6436A	H				
1808	06 01 26.0	-66 28 59	-	-	1.5	0.7	-	p	-	-	0.6	1.5	06014-6428	C				
1809	06 02 14.3	-70 06 41	20	2	-	-	-	p	0.74	0.22	-	-	06022-7006	S				
1810	06 02 17.1	-67 43 03	-	1	-	-	-	-	-	0.11	-	-	06022-6743	H				
1811	06 02 25.4	-70 35 29	75	15	-	-	-	p	2.77	1.66	-	-	06026-7055	S				
1812	06 02 25.5	-66 45 54	4	-	-	-	-	-	0.15	-	-	-	06026-6445A	S				
1813	06 02 35.3	-67 12 43	12	4	-	-	-	-	0.44	0.44	-	-	06025-6712	S				
1814	06 02 38.2	-72 08 44	40	3	-	-	-	p	1.37	0.33	-	-	06026-7208	S	SAO 256260			
1815	06 02 40.4	-70 40 22	42	5	-	-	-	p	1.55	0.56	-	-	06026-7040	S				
1816	06 02 51	-71 03	4	-	-	-	-	-	0.15	-	-	-	-	-	-	-	SAO 256261	
1817	06 02 51.1	-67 22 15	18	3	-	-	-	-	0.67	0.33	-	-	06028-6722	S				
1818	06 03 07.4	-72 27 10	18	4	6	1	-	p	0.52	0.56	-	-	06031-7227	H				
1819	06 03 34.6	-71 02 58	-	6	12	3	1	p	-	0.67	5.0	4.2	06035-7102	H				
1820	06 04 13.0	-69 42 22	24	5	-	-	-	p	0.89	0.56	-	-	06042-6942	S				
1821	06 04 32.8	-67 22 54	12	3	-	-	-	-	0.44	0.33	-	-	06045-6722	S				
1822	06 04 47.0	-67 36 59	4	-	-	-	-	-	0.15	-	-	-	06047-6734	S				
1823	06 05 55.7	-72 38 26	13	6	-	-	-	-	0.26	-	-	-	06069-7238	S				

Note to Table 3:

a) The layout of this table is similar to Table 4 in Paper I.

TABLE IV. — Unconfirmed IRAS Point Sources (IRAS, 1985a).

(1)	(2)	(3)
IRAS PSC ^a name	Wavelength bands (μ m)	Remarks
04525-6721	25,60	Confused by 04524-6721.
05090-6849	25	Confusion.
05100-6629	12,25	SAO 249212.
05150-6932	100	Confused by 05148-6933.
05183-7168	100	Confusion.
05174-6950	60	Confusion.
05214-6608	25	Confusion.
05228-6801	25	Confusion.
05244-6944	60	Confusion.
05254-6941	25	Confusion; damaged set 1.
05302-7102	25	Confusion.
05321-7110	12,25	Confusion.
05323-6933	60	Confusion.
05341-6917	60	Confusion.
05347-7147	60	Confusion.
05353-7026	12,25,100	Confusion.
05360-7118	100	Confusion.
05372-6913	25	Confusion; 30 Doradus area.
05387-6927	12,25	Confusion.
05388-7153	60	Confusion.
05411-6952	25	Confusion.
05416-6906	12,60	Confusion.
05422-7003	60	Confusion.
05467-6712	60,100	Confusion.
05482-6927	60	Confusion.
05496-6933	100	Confusion.
05570-6722	25	Confusion.
05585-7013	12	Only 0.26 Jy in IRAS PSC.

Note to Table 4:

a) Except for 05100-6629, 05353-7026, 05570-6722 and 05585-7013 all unconfirmed IRAS Point Sources are confused.

TABLE Va — SAO (1966) stars in the field of the LMC.

(11) SAO number	(12) m mag	(13) Sp type	(14) F _{12μm} Jy	(15) F _{25μm} Jy	(16) F _{12μm} / F _{25μm}	(17) m ₁₂ - m ₂₅ mag	(18) Infrared Id	(19) Detection quality	(10) Remarks
249074	8.0	K2	-	-	-	-	-	-	Not covered by IRAS DPH-map.
249084	8.2	K0	0.13	-	-	2.4	7	+	Not covered by IRAS DPH-map.
249089	8.9	B	-	-	-	-	-	0	Not covered by IRAS DPH-map.
249099	8.3	B0	0.13	-	-	3.5	19	+	Not covered by IRAS DPH-map.
249100	8.1	F5	0.13	-	-	2.3	20	+	Not covered by IRAS DPH-map.
249103	8.5	F5	-	-	-	-	-	+	Not covered by IRAS DPH-map.
249104	7.6	F8	0.16	-	-	2.0	35	+	Not covered by IRAS DPH-map.
249109	7.6	F8	0.10	-	-	3.1	37	0	Not covered by IRAS DPH-map.
249115	9.2	F5	0.10	-	-	1.4	37	0	Not covered by IRAS DPH-map.
249120	7.8	A0	0.08	-	-	1.5	78	0	Faint 60 μm emission.
249123	7.8	M0	3.5	1.1	0.3240.08	5.5	87	+	Faint 60 μm emission.
249125	6.8	G0	0.28	0.12	0.4240.2	1.8	87	+	Faint 60 μm emission.
249126	8.7	K5	0.31	0.12	0.3640.2	3.8	93	+	Faint 60 μm emission.
249134	8.1	A2	3.0	1.1	0.3640.08	3.9	130	+	Faint 60 μm emission.
249143	9.0	K5	-	-	-	-	-	+	Infrared Id uncertain.
249145	9.0	F5	0.26	0.24	0.9140.4	3.9	164	+	Strong 60 and 100 μm. Close to DEN 25 (Table 71).
249147	9.2	Pec	-	-	-	-	-	0	
249153	8.6	G0	0.08	-	-	2.2	-	0	
249154	7.3	A0	-	-	-	-	-	-	
249164	8.2	A2	0.10	-	-	2.1	294	0	
249166	9.0	A0	0.08	-	-	2.6	-	0	
249169	8.5	F8	-	-	-	-	-	-	
249171	8.5	F8	-	-	-	-	-	-	
249172	8.3	A3	0.12	0.04	0.3340.2	2.4	327	+	
249176	8.9	G5	-	-	-	-	-	-	
249186	8.9	G5	-	-	-	-	-	-	
249185	7.8	B9	-	-	-	-	-	-	
249192	8.2	G0	-	-	-	-	-	-	
249194	8.2	G5	0.08	-	-	1.6	437	0	
249195	7.8	F2	0.05	0.08	0.3740.2	2.1	-	0	
249201	8.9	F8	0.16	-	-	3.3	500	0	
249203	9.2	A2	-	-	-	-	-	-	Not covered by IRAS DPH-map.
249204	8.7	G0	-	-	-	-	-	-	
249209	8.5	A2	0.10	-	-	2.4	522	0	
249210	8.9	F5	0.08	-	-	2.5	526	0	
249211	8.8	-	-	-	-	-	-	-	
249212	7.8	K2	0.54	0.16	0.2940.1	3.5	532	+	
249214	8.6	G0	0.08	-	-	2.2	554	0	
249217	7.4	K2	0.67	0.24	0.7940.6	2.8	565	+	Also 60 μm emission present. Near edge of IRAS DPH-map! see Appendix A.
249218	7.1	F5	0.13	-	-	1.3	1846	+	
249221	8.5	B8	-	-	-	-	-	-	
249223	8.9	G5	-	-	-	-	-	-	
249224	8.6	K0	-	-	-	-	-	-	
249234	8.5	A3	0.10	1.2	0.2740.05	2.8	639	+	Near DEN 107 (see Table 71).
249237	8.9	A3	-	-	-	2.4	-	0	
249238	9.1	A2	0.10	-	-	3.0	-	0	
249241	7.9	K0	0.15	0.04	0.2250.2	5.2	761	+	
249242	8.0	F5	-	-	-	-	-	-	
249246	9.6	G0	-	-	-	-	-	-	
249248	9.5	G0	-	-	-	-	-	-	
249249	10.0	A0	-	-	-	-	-	-	
249252	9.1	A5	0.10	-	-	3.0	814	+	Near DEN 139 (see Table 71).
249253	8.4	K0	0.18	-	-	2.4	-	0	
249255	7.6	F2	0.08	-	-	1.2	-	0	
249256	9.1	A2	-	-	-	-	-	-	
249260	8.4	F5	-	-	-	-	-	-	
249266	8.9	K0	0.08	-	-	2.3	1789	0	
249269	8.9	K0	0.08	-	-	2.5	1797	0	
249271	9.0	A0	-	-	-	-	-	-	
249272	9.0	F5	-	-	-	-	-	-	
249273	8.5	G0	-	-	-	-	-	-	
249279	9.3	G0	2.3	17.3	7.740.8	6.6	1076	0	Also 60 and 100 μm emission! 10% is probably related to DEN 199 (see Table 71). Also faint 60 μm emission.
249281	8.1	F0	0.31	0.16	0.5140.2	1.2	1081	+	
249285	8.7	K0	0.08	-	-	2.3	1095	0	
249286	8.8	G0	0.41	0.12	0.2940.15	2.2	1117	+	Not covered by IRAS DPH-map.
249289	8.1	K0	0.21	0.12	0.5640.2	2.8	1135	+	Not covered by IRAS DPH-map.
249294	8.4	A0	-	-	-	-	-	-	
249299	9.1	A2	0.13	-	-	3.3	-	0	
249304	8.5	G0	0.08	-	-	2.1	-	0	
249310	7.1	K5	0.20	0.16	0.5640.2	2.8	1346	+	1.4-M of source 1241.
249317	8.8	A3	0.08	-	-	2.4	-	0	
249318	9.0	A0	-	-	-	-	-	-	
249320	8.4	M4	1.1	0.31	0.2840.08	4.9	1395	+	Not covered by IRAS DPH-map. 0.3'S of 161810.8'NE of 1414.
249321	8.2	F5	0.21	0.16	0.7540.4	1.1	1418	+	
249322	8.8	G5	-	-	-	-	-	-	
249328	8.7	G5	-	-	-	-	-	-	
249329	8.3	S3	52	334	6.440.7	7.0	1469	0	30 Doradus centre, also 60 and 100 μm. 0.7'NE of 1469. DEN 263 (see Table 71).
249334	7.5	K5	0.62	0.31	0.5140.2	1.4	1558	+	
249335	8.1	A0	0.10	-	-	2.9	1575	+	
249337	8.7	G5	0.13	0.08	0.6040.4	1.6	1587	+	
249339	7.7	F8	0.10	-	-	1.6	-	+	
249340	8.8	G0	0.05	-	-	1.6	-	+	Faint, probably unrelated. 60 and 100 μm emission.
249341	7.6	K0	0.26	0.08	0.3140.15	2.5	1618	+	
249342	9.2	-	-	-	-	-	-	-	
249343	9.3	F8	-	-	-	-	-	-	
249346	4.5	A5	0.85	0.24	0.2840.08	0.7	1644	-	Faint 60 μm emission.
249351	8.1	A0	0.10	-	-	2.0	1686	0	
249355	8.4	F8	0.02	-	-	1.0	1728	-	
249361	7.5	F0	0.16	0.08	0.4940.3	1.4	-	-	
249362	8.6	K0	-	-	-	-	-	-	
249363	9.1	M0	0.78	0.24	0.3040.08	5.2	1731	+	Not covered by IRAS DPH-map.
249367	9.5	F2	-	-	-	-	-	-	
249371	8.4	A0	0.18	-	-	-0.4	1748	+	
249372	8.8	K5	0.18	0.08	0.4440.2	3.3	1752	+	
249373	8.0	A0	0.08	-	-	1.6	-	0	
249375	9.2	K7	0.05	0.08	1.641.5	0.9	-	0	
249378	7.8	F2	0.15	-	-	2.3	-	0	
249389	9.1	G0	-	-	-	-	-	-	
249392	8.4	A0	-	-	-	-	-	-	
249396	9.0	K0	0.13	-	-	3.2	1788	+	
249398	7.5	K0	0.31	0.08	0.2540.15	2.3	1789	0	
249400	8.7	G0	0.08	-	-	1.9	1797	0	
249403	8.1	F5	-	-	-	-	-	-	
249405	8.2	K5	0.57	0.12	0.2140.1	4.0	1804	+	
249411	9.2	A0	-	-	-	-	-	-	
249419	9.0	G0	-	-	-	-	-	-	Not covered by IRAS DPH-map.
249435	7.3	A2	-	-	-	-	-	-	
249436	9.1	A2	-	-	-	-	-	-	

TABLE Va (continued).

SAO number	(11)	(12)	(13)	(4)	(15)	(16)	(17)	(18)	(19)	(110)	Remarks
	m	V	Sp type	F ₁₂ / F ₁₀	F ₁₂ / F ₂₅	F ₁₂ / F ₁₀	n ₁₂ / n ₁₀	Infrared Id	Detection quality		
256200	8.5	A3		-	-	-	-	-	-	-	Not covered by IRAS DPH-map.
256205	8.7	A2		-	-	-	-	-	-	-	Not covered by IRAS DPH-map.
256206	8.1	K2		0.08	-	-	-	-	-	-	Not covered by IRAS DPH-map.
256207	7.7	K2		0.72	0.16	0.22±0.08	1.7	1380	-	-	Not covered by IRAS DPH-map.
256212	8.9	F0		-	-	-	-	-	-	-	Not covered by IRAS DPH-map.
256215	8.7	G0		0.08	-	-	2.3	1476	-	-	Not covered by IRAS DPH-map.
256219	8.1	K2		0.15	0.08	0.40±0.4	2.3	1530	-	-	Not covered by IRAS DPH-map.
256223	8.4	G0		-	-	-	-	-	-	-	Not covered by IRAS DPH-map.
256229	9.4	F8		-	-	-	-	-	-	-	Not covered by IRAS DPH-map.
256232	8.4	G0		-	-	-	-	-	-	-	Not covered by IRAS DPH-map.
256234	8.3	F5		0.10	-	-	2.8	1725	-	-	Not covered by IRAS DPH-map.
256235	8.5	K0		0.54	-	-	2.2	1736	-	-	Not covered by IRAS DPH-map.
256240	8.1	F5		-	-	-	-	-	-	-	Not covered by IRAS DPH-map.
256244	9.4	G5		-	-	-	-	-	-	-	Not covered by IRAS DPH-map.
256245	8.6	A2		0.05	-	-	1.7	-	-	-	Not covered by IRAS DPH-map.
256246	8.9	A5		-	-	-	-	-	-	-	Not covered by IRAS DPH-map.
256250	8.7	A0		0.15	-	-	2.4	1605	-	-	Not covered by IRAS DPH-map.
256253	8.5	K5		0.96	0.24	0.25±0.08	4.8	1814	-	-	Not covered by IRAS DPH-map.
256260	8.5	K5		-	-	-	-	-	-	-	Not covered by IRAS DPH-map.
256261	9.0	A2		0.26	-	-	3.9	1816	-	-	Not covered by IRAS DPH-map.
256267	9.4	A0		-	-	-	-	-	-	-	Not covered by IRAS DPH-map.
256269	8.8	K0		-	-	-	-	-	-	-	Not covered by IRAS DPH-map.
256272	9.0	A0		-	-	-	-	-	-	-	Not covered by IRAS DPH-map.
256287	8.7	G5		-	-	-	-	-	-	-	Not covered by IRAS DPH-map.

TABLE Vb — Statistics of observed SAO spectral types.

Spectral type	(12) Number of observed stars	(13) Number of detected stars	(4) Visual detection limit (mag.)	(15) Average V - M ₁₂
O	1	0	1	6.6
B	4	2	0	-0.4±0.0
A	40	5	13	2.2±0.8
F	36	8	7	2.0±0.9
G	30	8	7	2.4±0.4
K	40	29	8	2.8±0.7
H	6	4	0	4.8±0.8

Note to Table 5.B:
 a) One star of peculiar type has not been detected.
 b) Three out of six stars without a spectral classification in SAO (1946) have been detected.
 The O-type star has a C-type infrared spectrum and shows strong 60 and 100 μm emission. The other two stars are of spectral type K. The star of spectral type K (SAO 249329) has an S3 type spectrum, with cool dust emission.

Notes to Table 5.A:
 a) The 12 and 25 μm flux densities in this table are colour-corrected (unlike those in any of the other tables) by dividing the nominal flux densities by 1.43 and 1.40 (correction for a 5000 K black body) for stars with other temperatures. These factors are about the same; see IRAS, Table 3. Note that colour correction for possible 60 or 100 μm flux densities of these stars is not done. The table division factors of 1.32 and 1.09 resp. b) All factors should be applied to stars with an S-type infrared spectrum, except for Id's 762 and 1104 with a C-type spectrum and Id's 585, 1076 and 1081 with an M-type spectrum. All associated infrared Id's are within 1' of the SAO star.
 Three associations (166, 1076 and 1699) are also associated to HII regions (see Table 7); these are thus confused.
 c) Detection qualities at 12 μm are good (+), medium (0) or poor (-).
 d) See Section 5.1.1 in the text.

TABLE VI. — *Radcliffe stars (Feast et al., 1960) in the LMC.*

(1)	(2)	(3)	(4)	(5)	(6)	(7)
Rad-cliff Id	m mag	Sp type	F 12µm Jy	Infrared Id	Detection quality	Remarks
51	11.20	B1.5 Ia	0.19	28:	-	0.7"N of 28, probably unrelated infrared Id.
52	10.49	B0I	0.07:	65:	-	Near edge of N79.
53	11.33	B0 Ia	-	-	-	Mithin N1. 1.1"SE of 65, probably unrelated infrared Id. See Table 7 (DEM 10a).
54	11.00	B0 Ib	9.10	103	0	Mithin N2. 0.9"E of 103. See Tab.7 (DEM 10a).
55	13.49	B0Ia	-	-	-	S49 in N79.
56	11.8	B2Ia	-	-	-	Mithin N79.
57	10.75	B2I	0.22	132	0	Mithin N40.
58	11.0	B5I	1.41	162	0	Mithin N83. 1.0"SW of 162. See Tab.7 (DEM 22).
59	10.25	B5Ia	-	171:	-	mipg1=13.8, 1.4"S of 171.
60	10.80	A0Ia	-	-	-	S7 within N9. 0.6"NW of SAO 249347.
61	9.65	B0Ia	-	-	-	mipg1=13.0. Confused with HII region.
62	9.65	B0Ia	-	-	-	0.5"NW of 195. See Table 7 (DEM 34).
63	9.65	B0Ia	0.70	195:	-	Mithin N11.
64	10.8	B0Ia	-	-	-	Mithin N11.
65	11.89	B1Ia	-	-	-	Mithin N11.
66	10.8	B0Ia	0.81	225	+	S73 0.4"SW of 225; dust-shell emission.
67	10.8	B0Ia	-	-	-	S149 in N186.
68	10.95	B0I	-	-	-	Mithin N186.
69	12.3	B2I	-	-	-	Mithin N56.
70	11.15	B3I	-	-	-	Mithin N56.
71	10.81	B2.5Iep	0.81	346	+	S155. 0.2"NW of 346; dust-shell emission.
72	10.8	B0Ia	-	-	-	Mithin N17.
73	10.62	B0Ia	-	-	-	S17, outside N17. 1.5"N of 383.
74	10.9	B1e	0.56	383	0	See Table 7 (DEM 59).
75	10.30	A0Ia	-	-	-	S171 (visually brightest known LMC member).
76	9.11	A3:1a-Oe	-	423	+	0.5"SE of 423. See Table 7 (DEM 71).
77	13.0	F7I	-	-	-	Only 25 and 60 µm emission.
78	11.70	B0Ia	0.15	473/481:	-	Central star in N100. Confusion. 1.3"NW of 473; 1.5"E of 481. See Table 7 (DEM 79).
79	12.01	B5I	0.33	531	0	Not in N100A. 0.7"NE of 531.
80	10.62	A0Ia-O	-	-	-	286, not in nebulosity. 0.4"E of 548
81	10.45	B2.5Ieq	0.15	548	0	548, not in nebulosity. In infrared extended emission.
82	11.8	B0Ia	-	-	-	mipg1=13.1. In infrared extended emission.
83	11.8	B0Ia	-	-	-	S91, not in nebulosity. In infrared extended emission.
84	11.7	B0Ia	-	-	-	Close to SAO 249242 = Id 761. In infrared extended emission. 0.5"NE of 794.
85	10.87	B5Ia	0.56	764	-	Mithin N116. In infrared extended emission.
86	11.21	M4B:I	-	-	-	S. Door = 596 within N119. In infrared extended emission.
87	9.6	V	-	-	-	Mithin N120. Confused with HII region.
88	9.6	V	-	-	-	0.2"N of 816. See Table 7 (DEM 134).
89	11.3	B0I	1.85	816:	0	9". South of 887. Confused with HII region.
90	12.0	B6I:	1.85	816:	0	0.2"N of 816. See Table 7 (DEM 134).
91	12.3	V	-	-	-	H0 249362 (K5).
92	12.61	B0I	-	-	-	Mithin N43. Infrared extension at 12 and 25 µm.
93	12.61	B0I	-	-	-	Mithin N43. Close to R93 and R45.
94	10.03	B comp	-	-	-	Mithin N43. Close to R73 and R94.
95	12.72	B0I	-	-	-	Mithin N43.
96	12.89	B0I	-	-	-	Near N43, within cluster NCC 1925.
97	12.33	B0.5Ia	-	-	-	S30 in M44.
98	10.5	B0Ia-O	-	-	-	Near N198.
99	11.56	B3I	-	-	-	Near edge of N205B.
100	11.91	B3Ia	-	-	-	mipg1=14.9.
101	11.91	B3Ia	-	-	-	In N44. Close to SAO 240279 (with Id 1076).
102	9.88	B3Iep	3.22	1076:	0	0.7"SE of 1076. See Table 7 (DEM 199).
103	11.25	A0Ia	-	-	-	In N135; V integrated from cluster.
104	11.25	A0Ia	-	-	-	0.8"NW of 1127. See Table 7 (DEM 210).
105	10.2	B6 I	1.11	1127:	0	0.8"NW of 1127. See Table 7 (DEM 210).
106	12.5	A3I	-	-	-	543.
107	11.2	B0Ia	-	-	-	
108	11.8	B0Ia	-	-	-	
109	12.0	B4I	-	-	-	

Notes to Table 6:
a) Radcliffe star numbers 1 to 50 are members of the SMC and are discussed in Paper I.
b) Magnitudes followed by a v indicate that the star is variable, the average of the maximum and minimum magnitudes are given in those cases. If no visual magnitude is available in Feast et al. (1960) the average photographic magnitude (mpg) is given in column 7.
c) This table contains a 12 µm flux density only, for the 25, 60 and 100 µm flux densities we refer to Table 3.
d) The association stars mentioned in the text are those which have also been referred to Table 7 (HII regions) in the remarks in column 7. Clearly these objects are confused.
e) See Section 5.1.2 in the text.

TABLE VII. — *Infrared emission from H-alpha Emission Nebulae in the LMC (Davies et al., 1976; Henize, 1956).*

(1)	(2)	(3)	(4)	(5)	(6)	(7)	(8)	(9)	(10)	(11)	(12)	(13)	(14)	(15)	(16)	(17)
DEM Id	Henize Id	Intensity of H-alpha	Infrared Id	Detection quality	Remarks*	Infrared Id	Detection quality	Remarks	Infrared Id	Detection quality	Remarks	Infrared Id	Detection quality	Remarks	Infrared Id	Detection quality
1	N 770	f	46	0	5'W of 40; extension on edge of infrared emission.	NI08B	+	Knot.	302	+	In between infrared peaks 330 and 337, on infrared filament.	315,318	+	2'E of 340.		
2	N 76	b	48	+	Knot 2'N of infrared source 48.		+		300	0		340	0			
3	N 77E	b+f	69	+	Individual spots of DEM 4 on infrared peak 58.		+		300,319	+		343,358	+			
4a	N 77C,B	b	50,63	+	DEM 4b is the brightest part of DEM 4 in the infrared.		+		334	+	Follows infrared emission. Infrared source 300 at M-edge.					
4b	N 77A	f	57	+	On infrared gradient to 58.		+		345	+	IR source 334 on M-part of filaments; on edge of IR emission.					
5	N 79	b	55,56, 62,67, 70	-	On infrared gradient to source 46 (see DEM 2).		+		348,345	+	In Bari 4'N of infrared sources 348 and 345.					
6	N 3	f	102	0	Extended filaments on infrared emission.		+		371,383	+	Bright nucleus coincides with infrared source 371.					
7	N 4	f	102	+	IR source 65 on N-part; diffuse filaments follow infrared.		+		382	+	Diffuse nebula 4'SW on infrared gradient to 342.					
8a	N 4F	vb	102	+	Irregular shell; both DEM 8a and 8b on infrared peak 102.		+		381	0	Infrared peak 381 on E-filaments.					
8b	N 4G	vb	110	0	Knot 100th DEM 8a and 8b on infrared peak 102.		+		388	+	3'N of 600.					
9	N 79A,B	vb	110	+	Two knots on IR gradient 4'N of 102; inside IR emission.		+		409	0	Infrared peaks at edges of nebula structure.					
10	N 79A-E	vb	103	+	Nuclear structure and outer envelope.		+		404	+	Knot DEM 60a on infrared gradient; 3'NW of 409.					
10a		b	107,111	+	Nuclear structure.		+		404	+	Infrared source 409 coincides with knot DEM 64b.					
11	N 5	fb	112	+	4'SE of infrared source 106.		+		404,416	+	Shell core and curved filaments in Bari.					
12	N 40-E	fb	152,146	+	Structure on infrared complex; adjacent to DEM 27.		+		405,411	+	Near centre of DEM 68.					
13	N 8A	b+f	122,129	+	Envelope follows IR; bright nucleus on sources 122, 129.		+		398, 412	+	Diffuse filaments follow infrared structure.					
14		f	114	+	2'NE of 114.		+		414	+	Diffuse core and envelope in Bari.					
15a		vb	117	+	Around infrared peak 121; 117 on S-part.		+		419	+						
15b		vb	121	+	6'SE of 124; peak in infrared filament.		+		423	0	Circular ring in Bari.					
17		vb	117	-	Infrared peak 121.		+		421	+	Sharp filaments 4'N of 431.					
18		vb	145,147	+	In infrared hole, between sources 108 and 128.		+		429,435	+	In Bari.					
19	N 7	vb	135	+	Infrared sources on SE part of shell-like structure.		+		430,449	+	Core and diffuse envelope in Bari.					
20	N 7	vb	135	+	Knot.		+		442,457	0	Faint arcs on IR complex; infrared is not followed very well.					
21	N 85	f	139	+	Infrared source 139 corresponds to central blob of DEM 21.		+		479,484	0	IR around filaments in Bari; central part in infrared hole.					
22		f	140,162, 173,165	+			+		481,473	+	Diffuse arcs on edge of infrared extended emission.					
22a	N 85A	vb	148	+			+		491,499	+	Shell outline in Bari.					
22c	N 85B	vb	173	+			+		489	+	Filaments around 448 at M-side) on 489, 491, 499 at E-side.					
22d	N 87	vb	193	+			+		504	-	Arc 4'N of infrared source 489.					
23	N 87	vb	164	+			+		504	-	3'S of 489) on infrared peak.					
24	N 80	vb	131,151	+	Knot close to SAO 249145 (Id 164; see Table 5.A).		+		495	-	4'SE of 476) at edge of extension in the infrared.					
25	N 80	vb	151	+	Knot on infrared source 199 in infrared extended emission.		+		520	+	Knot in Bari.					
26	N 80	f+b	146,166	+	Knull on edge of IR emission of bright knot at M-side.		+		534	+	Bright core and outer filament in Bari.					
27		vb	185,186	0	Diffuse filaments follow infrared emission; Extension of DEM 12. Bright infrared peak 144 at N-side of filament.		+		573	+	Knot in Bari; on infrared gradient to peak 534.					
28	N 6	f	161,165	-	4'N of infrared source 144. In infrared extended emission.		+		514,506	+	In Bari; on infrared gradient to peak 514.					
29a		f	161,165	-	Shell in infrared extended emission; towards source 166.		+		553	+	Irregular shell; diffuse filaments.					
29b		f	161,165	-			+		558	+	Diffuse shell in Bari; on edge of infrared source 551.					
30		f	161,165	-			+		553	+	Knot.					
31	N 9	b	166	+	Blob structure follows IR; shell does not show up in IR.		+		584	+	Knot in infrared extended emission of Bari.					
32	N 84	b	191	+	Diffuse shell.		+		586	+	Knot in Bari.					
33	N 86	b	191	+	At M-side of irregular filamentary shell.		+		592	-	Shell of diffuse filaments follows IR emission) 592 at M-side.					
34	NI0,NI1A-L	vb	(see Remarks)	+	Polymorphous shell. Filaments 263,248,259,278,284) also 244,277,283 on separate knots close to NI1.		+		610	+	The three knots cannot be separated on the IR65 DPH-maps; near DEM 101.					
34a	N 11L	b	167,175, 183,213, 242,249	0	Shell and jet.		0		620	+	Knot. The components of DEM 101 cannot be separated on IRAS DPH-maps.					
35	N 10 (part)	fb	232,246, 282,309, 284,309	0	5'E of 178. On edge of broad infrared peak consisting of sources 174, 176 and 178.		0		620	+	IRAS DPH-maps.					
36	N 94A,B,C	fb	167,175, 183,213, 242,249	+	Irregular filaments on complex NI1. IR peaks on brighter part.		+		619	+	Knot; DEM 101 is brighter than the close nebulae DEM 100,102.					
37	N 93	fb	232	+	Two knots in faint nebulosity.		+		635	0	Diffuse blob near DEM 101.					
38	N 92A,B	vb	232	+	Infrared source on nucleus of DEM 36.		+		646	0	Diffuse nebula on infrared extension in Bari.					
39	N 91A,B	vb	232,246, 282,309, 284,309	+	Filaments follow IR emission. Source 235 on nucleus at M-side.		+		642	0	Shell outlines IR hole; IR sources 643 and 646 on the S-part.					
40		f	260	+	2'S of 240.		+		642	0	Core and semicircular shell around infrared peak 632, 642.					
41	N 11E,K	vb	251	+	Knot with extension to NE.		+		641	0	Near SAO 249225 (infrared Id 639; see Table 5.A).					
42	N 12A	vb	268	+	Shell-like loop follows IR emission; IR source 313 on S-part.		+		636	+	Core and envelope in Bari; 7'N of DEM 104 (with source 635).					
43	N 12B	vb	268	+	Diffuse nebula on infrared extended emission near NI1.		+		636	+	Irregular filaments outlining an infrared minimum in Bari.					
44	N 10A	b+f	268	0	Shell 6'N of infrared source 292.		0			+	A knot (10'E of DEM 110) corresponds to source 591.					
45	N 14	b	290	+	Diffuse shell 3'E of 290; at edge of NI1 complex.		+			+	Diffuse nebula on infrared extension to source 626.					
46	N 14	b	290	+	Shell 3'NE of 289; at edge of infrared peak.		+			+	Diffuse filaments on gradient to infrared complex 642.					
47	N 13	f	305,309, 317	+	Infrared sources on S-part of filaments.		+			+	Arc and irregular filaments follow infrared emission in Bari.					
48	N 15	f+b	317	+	Knot and envelope 3'E of 298.		+			+	Knot 6'N of 640; at edge of infrared emission.					
49	N 15	f+b	317	+	Shell around IR peak 295; S-filaments on peak 317, along infrared edge.		+			+						
50	NI86C,D,E	b	295,317	+			+			+						

TABLE VII (continued).

DCM Id	Hemize Id	Intensity of H-alpha	Infrared Id	Detection quality	Remarks
115	N 31	vf	667	0	Diffuse patch corresponds to extension in infrared.
116	N 31	b+f	667	0	Diffuse patch 45°SE in infrared extension of source 667.
117	N 34A,B,C	vf	691	0	On infrared nebula.
118	N 34A,B,C	f	677	0	Irregular filaments.
119	N 34	f	677	0	On edge of extension in Bar.
120	N 34	f	677	0	On edge of extension in Bar.
121	N 35	vb	723	0	Knot.
122	N 35	f	716, 734	0	In Bar.
123	N 35	f+b	716, 734, 745, 758, 759, 759	0	Filaments on infrared structure of sources in Bar.
124	N 35	b	748	0	Knot at edge of infrared extension in Bar.
125	N 35	f	729, 774	0	Circular outline.
126	N 35	f	729, 774	0	Extended loop around DEM 125 follows infrared.
127	N 35	f	767	0	Semicircular diffuse nebula follows extended IR emission.
128	N 35	f	767	0	Diffuse nebula in Bar 2' N of infrared source 751.
129	N 36	b+f	753	0	Circular knot.
130	N 36	fb	742, 756	0	Diffuse ring on infrared complex in Bar.
131	N15A,B	b	766	0	Nebula contains several neclae.
132a	N19 (part)	b	807, 811	0	Shell on infrared complex in Bar.
132b	N19 (part)	b	807, 811	0	In Bar, at edge of infrared emission complex.
133	N121	fb	804, 816	0	IR source 817 at N-side; S-filaments follow edge of IR.
134	N120A-D	fb	785, 794	0	IR source 817 at N-side; S-filaments follow edge of IR.
135	N 37	fb	817	0	IR source 817 at N-side; S-filaments follow edge of IR.
136	N 37	fb	823	0	IR source 817 at N-side; S-filaments follow edge of IR.
137a	N 37	fb	851	0	Arc and sharp filaments in infrared emission.
137b	N 37	fb	851	0	Knot in DEM 117; infrared emission peak 851.
138	N 38	b	831	0	Knot on SE-side of nebula. Nebula 3'N of IR source 831.
139	N 38	vf	831	0	Diffuse nebula follows infrared edge.
140	N 38	fb	841	0	Near SAO 249253 (Id 814) see Table 5.A.1.
141	N 41	b	878	0	Shell with sharp filaments on infrared emission peak.
142	N 41	f	867	0	Two knots (clusters?) 3'S of infrared source 847.
143	N 41	f	867	0	On extension in infrared complex 880 (DEM 152).
144	N129	b	872	0	Knot in Bar; close to DEM 149; 2'N of IR source 872.
145	N129	vb	864	0	In Bar; 4'N of 866.
146	N129	vb	864	0	In Bar; 4'N of 866.
147	N129	vb	864	0	In Bar; 4'N of 866.
148	N127A	b	872	0	In Bar; 4'N of 866.
149	N 44	vb	855	0	Knot in Bar; in between DEM 145 and 151.
150	N 44	vb	855	0	Knot.
151	N 44	vb	859	0	Filamentary loop in infrared complex 880 (DEM 152).
152	N 44	vb	859	0	Filamentary loop in infrared complex 880 (DEM 152).
153	N 44	vb	876, 880, 887	0	Filamentary loop in infrared complex 880 (DEM 152).
154	N 44	vb	876, 880, 887	0	Filamentary loop in infrared complex 880 (DEM 152).
155	N 43	fb	832	0	Elliptical ring at centre of infrared complex 880.
156	N 43	fb	832	0	Knot close to DEM 149; in Bar 2'E of 872.
157	N 43	fb	832	0	Knot close to DEM 149; in Bar 2'E of 872.
158	N 43	fb	832	0	Knot close to DEM 149; in Bar 2'E of 872.
159	N 43	fb	832	0	Knot close to DEM 149; in Bar 2'E of 872.
160	N 43	fb	832	0	Knot close to DEM 149; in Bar 2'E of 872.
161	N 45	fb	900	0	On infrared peak 900.
162	N 46	b	919	0	Knot.
163	N 46	b	919	0	Knot.
164	N120	b	856, 859	0	Shell on infrared extended emission.
165	N198	b	910, 829, 966, 985	0	Shell on infrared extended emission.
166a	N 44L	b	925	0	Filament around infrared sources 929 and 910.
166b	N 44L	b	925	0	Knot; DEM 166 cannot be separated; close to DEM 140.
167	N 44N	b	930, 946	0	Irregular filamentary shell and knot on IR complex 880 (DEM 152).
168	N131	fb	921	0	Knot in Bar; 2'N of infrared source 921.
169	N 44H	b	943	0	Knot near infrared complex 880 (DEM 152).
170	N 44H	f	948	0	4'SE of IR source 948; near IR complex 880 (DEM 152).
171	N132J,G	b	941	0	In Bar; on infrared gradient to 955.
172	N132A	fb	955	0	Diffuse arc in Bar.
173	N132B,C,E,I	fb	955	0	Four knots in Bar on IR peak 955; knots cannot be separated.
174	N130D	fb	952	0	On infrared gradient to complex 1015 (DEM 189).
175	N 48E	fb	983	0	Infrared source on S-part of elliptical shell.
176a	N 48E	fb	983	0	Infrared source on S-part of elliptical shell.
176b	N 48E	fb	983	0	Infrared source on S-part of elliptical shell.
177	N137	fb	977	0	Knot on infrared extension related to DEM 177.
178	N137	fb	977	0	Knot on infrared extension related to DEM 177.
179	N136C	b	978	0	Extended filaments follow IR emission; related IR sources: 927, 944, 947, 958, 965, 968, 975, 984, 987, 1005.
180	N136A	vb	999	0	2'S of infrared source 977.
181	N 47	vb	984	0	Knot and arc.
182	N 47	f	982, 984	0	Knot and arc.
183	N 48D	b	1000, 1073	0	Loop of filaments on IR emission N of complex 1015 (DEM 189).
184	N137	fb	1101	0	Extended filaments around source 1073; peak in 962, 964, 1000.
185	N137	fb	1042	0	Infrared source at N-edge of shell; shell follows infrared.
186	N137D-H	fb	1024	0	Diffuse shell 3'N of 1042.
187	N142	fb	1024	0	Knot in envelope on infrared gradient to 976.
188	N142	fb	1024	0	Knot in envelope on infrared gradient to 976.
189	N 48A,B,C	vb	1015	0	Infrared source 1024 on topart of diffuse nebula.
190	N 48C	b	1002, 1069	0	Infrared complex 1015.
191	N 48C	b	1010, 1033	0	The S-side of DEM 189.
192	N 47	vb	1022, 1038	0	The N-side of DEM 189.
193	N 51D	fb	1020	0	Knots N of infrared complex 1015 (DEM 189).
194	N 50	fb	1037, 1045	0	N of infrared complex 1015 (DEM 189).
195	N 50	fb	1017	0	Shell and bright filaments on IR complex 1090 (DEM 205).
196	N 50	fb	1017	0	Diffuse nebula.
197	N 51B-E	vb	1045, 1052	0	Extended diffuse filaments on edge of IR complex 1015 (DEM 189).
198	N 43	vb	1045	0	Near infrared complex 1090 (DEM 205).
199	N144A,B	vb	1047, 1078	0	Infrared on N-side of core and envelope nebula.
200	N 51A,C	vb	1049, 1064, 1076	0	Irregular filaments on infrared structure.
201	N 51A,C	vb	1080, 1083, 1090	0	Shell of filaments DEM 199 on infrared peak.
202	N205C	b	1056, 1094	0	Infrared peak 1056; IR source 1094; diffuse nebula.
203	N205A	fb	1023, 1040, 1064, 1076, 1129, 1161	0	Infrared peak 1056; IR source 1094; diffuse nebula.
204	N205A	fb	1023, 1040, 1064, 1076, 1129, 1161	0	Infrared peak 1056; IR source 1094; diffuse nebula.
205	N205A	fb	1023, 1040, 1064, 1076, 1129, 1161	0	Infrared peak 1056; IR source 1094; diffuse nebula.
206	N205A	fb	1023, 1040, 1064, 1076, 1129, 1161	0	Infrared peak 1056; IR source 1094; diffuse nebula.
207	N205A	fb	1023, 1040, 1064, 1076, 1129, 1161	0	Infrared peak 1056; IR source 1094; diffuse nebula.
208	N204	b	1098, 1101, 1140, 1158	0	Scattered nebulosity on infrared emission.
209	N204	b	1098, 1101, 1140, 1158	0	Scattered nebulosity on infrared emission.
210	N204	b	1098, 1101, 1140, 1158	0	Scattered nebulosity on infrared emission.
211	N204	b	1098, 1101, 1140, 1158	0	Scattered nebulosity on infrared emission.
212	N204	b	1098, 1101, 1140, 1158	0	Scattered nebulosity on infrared emission.
213	N204	b	1098, 1101, 1140, 1158	0	Scattered nebulosity on infrared emission.
214	N204	b	1098, 1101, 1140, 1158	0	Scattered nebulosity on infrared emission.
215	N204	b	1098, 1101, 1140, 1158	0	Scattered nebulosity on infrared emission.
216	N204	b	1098, 1101, 1140, 1158	0	Scattered nebulosity on infrared emission.
217	N204	b	1098, 1101, 1140, 1158	0	Scattered nebulosity on infrared emission.
218	N204	b	1098, 1101, 1140, 1158	0	Scattered nebulosity on infrared emission.
219	N204	b	1098, 1101, 1140, 1158	0	Scattered nebulosity on infrared emission.
220	N204	b	1098, 1101, 1140, 1158	0	Scattered nebulosity on infrared emission.
221	N204A,B	fb	1098, 1101, 1140, 1158	0	Scattered nebulosity on infrared emission.
222	N204	fb	1098, 1101, 1140, 1158	0	Scattered nebulosity on infrared emission.
223	N204	fb	1098, 1101, 1140, 1158	0	Scattered nebulosity on infrared emission.
224	N204	fb	1098, 1101, 1140, 1158	0	Scattered nebulosity on infrared emission.

TABLE VII (continued).

DEM Id	Hz-size Id	Intensity of H-alpha	Infrared Id	Detection quality	Remarks
225	N1601.0	b	1577	+	Knot.
226	N1601.0	b	1577	+	Filament with diffuse circle near IR complex 1249 (DEM 227).
227	N1601.0	b	1577	+	Infrared complex 1249. 1213,1213,1267,1269,1286,1293.
228	N 55A	vb	1268,1273	+	At E-side: Blob on IR source 1318; filaments on IR gradient. Bright IR blob; complex nebular structure follows IR emission.
229	N 57A-D,E	vb	1256, 1259, 1259, 1259, 1259	+	Knot at N-side of infrared blob.
230	N 57A-D,E	vb	1256, 1259, 1259, 1259	+	IR peak on main nebula (also source 1261 on separate S-knot). Network of filaments, infrared complex 1274.
231	N 57C	vb	1256, 1259, 1259, 1259	+	Near infrared complex 1274 (DEM 229).
232	N 57C	vb	1256, 1259, 1259, 1259	+	Diffuse ring on infrared gradient to complex 1274 (DEM 229). Network of fine filaments follows IR structure. Related sources: 1209,1218,1222,1225,1257,1275,1277,1299, 1300,1336,1357.
233	N109	b	1502, 1523	+	Two knots in DEM 233.
234	N 97A-N	vb	1502, 1523, 1549, 1573, 1515, 1570	+	Diffuse filaments on infrared emission.
235	N e2B	b	1303,1326	0	Arc of fine filaments on infrared peaks.
236	N e2B	f	1303,1326	0	Diffuse nebula on extension in infrared emission.
237	N e2B	vf	1303,1326	0	Diffuse nebula on edge of infrared complex 1376 (DEM 243).
238	N e1, f	f	1357,1351	+	Shell in infrared hole.
239	N e2A	f	1357,1351	+	Complex of filaments follows infrared emission. Knot and envelope at edge on infrared peak.
240	N 59A,B,C	vb	1367,1392	+	Infrared peaks on nebular blob.
241	N 59A,B,C	vb	1367,1392	+	Knot on S-edge of infrared emission.
242	N 63A	vb	1352,1376	+	Infrared complex 1376; infrared source 1359 on N-filament.
243	N 61	vb	1352,1386	+	Diffuse filaments following extended infrared emission.
244	N 61	vb	1352,1386	+	Extended filaments; E-peak contains infrared filaments
245	N 62A	vb	1366,1379	+	M-side in infrared hole.
246	N154A,B	vb	1293,1301, 1351,1400	+	Complex in Greater Doradus Region.
247	N 1400	f	1400	+	Diffuse loop follows IR emission; close to complex 1376 (DEM 243).
248	N 1403,1425	vb	1411	0	Several knots on infrared gradient in Greater Doradus region.
249	N 1411	vb	1411	0	Diffuse nebula.
250	N 1411	vb	1411	0	Diffuse shell on gradient to source 1367 related to DEM 241.
251	N e4A,B	f	1402,1408	+	IR extension to source 1422 which follows diffuse DEM 251.
252	N e4C	vb	1422,1426	+	Infrared peaks on central blob of complex DEM 251.
253	N e4C	vb	1422,1426	+	Knot on infrared gradient to DEM 252.
254	N e5	vf	1409,1412	0	Diffuse shell on IR complex 1422 (DEM 251); close to DEM 253.
255	N e5	vf	1409,1412	0	Diffuse shell on IR complex 1422 (DEM 251); close to DEM 253.
256	N e5	vf	1409,1412	0	Shell on infrared gradient to complex DEM 252. Resemblance.
257	N e5	vf	1409,1412	0	Diffuse filaments follow IR structure in general. Related infrared sources: 1348,1382,1394,1410,1415,1420,1423, 1440,1454,1457,1492.
258	N e6	vb	1431	+	Knot.
259	N e6	f	1407	0	Diffuse circular patch 2'S of infrared source 1407.
260	N155	b	1436	+	Knot in Greater Doradus region.
261	N 1413,1417,	vb	1417,1417	+	Part of 30 Doradus nebula(s); directly S of DEM 243.
262	N 1417,1417	vb	1417,1417	+	Part of 30 Doradus nebula(s); directly S of DEM 243.
263	N157A,B	vb	1502, 1502	+	Centre of 30 Doradus nebula(s); related infrared sources: 1362,1361,1370,1383,1386,1388,1429,1433,1448,1458,1467, 1469,1472,1482,1493,1494.
264	N213	f	1671	-	Diffuse nebula on infrared gradient 4'N of source 1444.
265	N213	f	1671	-	Nucleus and envelope of source 1444.
266	N213	f	1671	0	Diffuse nebula on infrared gradient 4'N of source 1444.
267	N171A,B	f	1486	+	Greater Doradus region.
268	N171A,B	f	1486	+	4-M of bright infrared on IR emission) related IR sources: 1368,1361,1413,1416,1443,1446,1450,1455,1469,1481,1527.
269	N158A,B,C	vb	1485,1490, 1507,1522	+	Filamentary structure on IR emission) related IR sources: 1368,1361,1413,1416,1443,1446,1450,1455,1469,1481,1527.
270	N152A	vf	1524	0	Complex structure in Greater Doradus region. Several knots in E-side; diffuse shell follows infrared at edge of emission.
271	N159A-K	vb	1501,1518	+	Several knots in Greater Doradus region.
272	N159L	b	1519	-	In Greater Doradus region) shell on IR gradient to 1501,1518.
273	N159L	b	1519	-	In Greater Doradus region) shell on IR gradient to 1501,1518.
274	N214A,B	b	1505	+	Several knots in DEM 274, 276, 278.
275	N172	vb	1506	+	Knot at S-edge of Greater Doradus region.
161	N140	b	1521	+	Diffuse arc 1'N of 1521; close to DEM 274, 278.
162	N140	b	1521	+	Knot at S-edge of Greater Doradus region.
163	N214E	b	1523	0	Knot 2'S of 1523 in Greater Doradus region.
164	N176	vb	1541	+	Knot on IR peak 1541 at S-edge of Greater Doradus Region.
165	N175	b	1544	+	Diffuse ring at S-edge of Greater Doradus Region.
166	N160F	b	1549	0	Several diffuse knots on infrared gradient to DEM 271 in Greater Doradus Region.
167	N160A-E	vb (see Remarks)		+	Part of 30 Doradus nebula(s); related infrared sources: 1503,1520,1521,1549,1552,1544,1570.
168	N175	b	1544	+	Complex at S-edge of Greater Doradus Region.
169	N214 (part)	vf	1532	0	5-M of 1568) diffuse E- and S-filaments follow infrared.
170	N140G,F	f	1572	-	Diffuse nebula on infrared gradient to 1521.
171	N216	b	1577	+	Diffuse nebula close to IR peak 1521, on infrared emission. Two knots.
172	N1550	f	1550	+	Ring of nebulosity.
173	N214H	f	1571	+	Close to this complex two IR sources were associated with nebular emission; 1600 on a filament NE and 1529 with nebular emission SW of DEM 275.
174	N177	f	1551	+	Diffuse nebula.
175	N1573	f	1573	0	At S-edge of Greater Doradus Region.
176	N156	vb	1586,1594	+	Diffuse nebula at edge of infrared extended emission.
177	N163	vb	1609	+	Two arcs in Greater Doradus Region.
178	N 70	b	1605	+	Complex in Greater Doradus Region.
179	N 71	vb	1612	+	Complex in Greater Doradus Region.
180	N 72	b	1628	+	Shell around filament in Greater Doradus Region. Core and envelope; at edge of Greater Doradus Region.
181	N 73	f	1621	+	Shell with fine filaments.
182	N 74	vb	1625	+	Knot on infrared peak 1613.
183	N 75	f	1628	+	Group of filaments; at E-edge of Greater Doradus Region.
184	N167	b	1633	+	Knot.
185	N 76A,B	b	1627,1673	+	Irregular shell follows IR emission. Related IR sources: 1591,1614,1634,1635,1671,1674.
186	N 76A,B	fb (see Remarks)		+	Diffuse shell on infrared gradient to source 1643.
187	N 76A,B	fb (see Remarks)		+	Diffuse filaments follow infrared emission.
188	N 76A,B	fb (see Remarks)		+	Network of filaments (E of 30 Doradus) follows outline of IR; connected to Greater Doradus emission. Related IR sources: 1656,1662,1671,1677,1685,1695,1696,1700,1706,1707,1729.
189	N168	vb	1675,1692	+	Diffuse shell on source 1675; source 1692 at N-tip of shell.
190	N169C	vb	1696	0	Diffuse nebula on IR extension in Greater Doradus region.
191	N169A	b	1696	0	Knot on infrared extension in Greater Doradus Region.
192	N 74 (part)	f	1698	+	Shell on infrared peak 1696.
193	N 74 (part)	f	1698	+	Shell on infrared extension.
194	N170C	vb	1723	0	Two diffuse shells on IR gradient of Greater Doradus region.
195	N170B	b	1733	0	Knot on infrared source 1733. DEM 310-321 are not separable.
196	N179A,D	vb	1733	+	Knot on infrared source 1733. DEM 310-321 are not separable.
197	N180C	vb	1740	+	On infrared source 1733. DEM 310-321 are not separable.
198	N180A,B	vb	1743,1746	+	Diffuse nebula on edge of infrared extended emission. Circular filaments; infrared complex 1744.
199	N180	fb	1741,1749	0	Diffuse nebula on edge of infrared extended emission. Shell surrounds DEM 323 and follows infrared gradient to 1744.
200	N180	fb	1741,1749	0	Shell surrounds DEM 323 and follows infrared gradient to 1744.
201	N1753,1778	vf	1753,1778	+	Diffuse nebula on edge of infrared extended emission. IR follows arc nebula. At E-end of arc: 1778 also in nebula.
202	N1753,1778	vf	1753,1778	+	Diffuse nebula on edge of infrared extended emission. IR follows arc nebula. At E-end of arc: 1778 also in nebula.
203	N1753,1778	vf	1753,1778	+	Diffuse nebula on edge of infrared extended emission. IR follows arc nebula. At E-end of arc: 1778 also in nebula.
204	N1753,1778	vf	1753,1778	+	Diffuse nebula on edge of infrared extended emission. IR follows arc nebula. At E-end of arc: 1778 also in nebula.

Note to Table 7:
a) See Section 5.2 in the text.

TABLE IX. — Known supernova remnants in the LMC (Mathewson et al., 1983).

(1) SNR Cat. number	(2) Infrared Id ^a	(3) SNR size arcsec	(4) Detection quality	(5) Remarks ^b
0455-68.5	3.1"NE of 133	140x131	-	On extended infrared emission around peak.
0455-68.5	2.0"SE of 131	60x55	0	NI11
0455-68.7	2.0"SE of 131	217x183	-	NI8, on extended infrared emission around peak.
0500-70.2	1.7"NE of 295	116x116	0	NI800, on infrared gradient to 295 (other close infrared source 302). See Table 7 (DEM 50).
0505-67.9	0.3"NE of 423	83x 67	+	DEM 71, see Table 7 (other close infrared source 408).
0506-68.0	3.3"NE of 455	52x 33	+	NI3 (other close source 411). See Table 7 (DEM 73).
0508-67.5	1.0"NE of 510	25x 35	+	NI05B (other close infrared sources 520, 518, 529).
0519-69.7	1.8"NE of 785	100x104	0	NI20, on extended infrared emission (other close infrared sources 804, 816). See Table 7 (DEM 134).
0519-69.7	3.5"NE of 829	28x 28	-	In extended infrared emission.
0520-69.4	4.7"NE of 832	128x104	-	In extended infrared emission.
0525-68.0	2.0"NE of 86	110x110	0	See Table 7 (DEM 135).
0525-69.6	2.5"NE of 1008	120x100	0	NI320, on extended infrared emission, in LMC-Bar (other close infrared source 976).
0525-68.1	0.5"SW of 1022	8x 60	+	NI3 (other close infrared sources 1036, 1020). See Table 7 (DEM 130).
0527-65.8	3.7"NE of 1246	227x212	-	DEM 204.
0552-71.0	3.7"NE of 1246	176x171	-	NI20, on extended infrared emission (other close infrared sources 1251, 1276). See Table 7 (DEM 221).
0554-68.9	3.5"SE of 1324	116x118	-	NI0, on extended infrared emission (other close infrared source 1339).
C55-70.5	0.2"NW of 1376	17x162	+	DEM 238
0555-68.0	0.2"NW of 1376	28x 20	+	NI3A (other close infrared source 1354). See Table 7 (DEM 243).
0516-70.6	0.5"SE of 1411	162x129	0	DEM 249, see Table 7 (other close infrared source 1401).
0518-69.1	0.9"NE of 1468	28x 24	+	NI1578, in extended infrared emission in 30 Doradus outskirts. See Table 7 (DEM 263).
0540-69.3	2.8"NE of 1522	8x 8	0	In extended infrared emission in 30 Doradus outskirts. See Table 7 (DEM 263).
0542-68.9	2.4"SE of 1597	292x245	0	NI244, NI495, NI553, NI567, in infrared extended emission.
0547-69.7	2.7"NW of 1722	270x150	-	NI155, on gradient in infrared extended emission (other close infrared source 701).
0548-70.4	3.6"NE of 1701	103x103	-	On gradient in infrared extended emission (other close infrared source 1726).

Notes to Table 9:
 a) All associations with Table 3 within 5" are given as remarks, but only the closest one is given in column 2. Thirteen listed associations were already referred to in Table 7 (HII regions; see column 5). All associations, except 1522, have C- or M-type infrared spectra.
 b) See Section 5.4 in the text.

TABLE VIII. — Clusters in the LMC (Shapley and Lindsay, 1963; Lyngå and Westertud, 1963; Hodge and Sexton, 1966) with infrared counterparts.

(1) Name ^a Other names	(2) F _{850nm} Jy	(3) F _{750nm} Jy	(4) F _{600nm} Jy	(5) F _{500nm} Jy	(6) F _{400nm} Jy	(7) Infrared Id	(8) Detection quality	(9) Remarks ^c
NGC 1714 SL 84	3.65	15.99	116.7	191.4	-	102	-	0.5" S of 102. Infrared Id 102 is probably HII region DEM 102. 0.7" E of 107. HII region DEM 10.
NGC 1727 SL 67	0.26	0.22	1.71	C	-	107	0	0.3" W of 168. HII region DEM 22.
NGC 1732 SL 87	4.25	17.20	178.0	280.8	-	148	-	1.4" W of 173. HII region DEM 22.
NGC 1756 SL 94	0.41	0.33	C	173	-	216	-	0.9" NW of 216.
NGC 1767 SL120	0.11	0.11	-	-	-	235	0	0.8" E of 236.
NGC 1805 SL201	0.081	2.11	22.8	52.0	-	399	0	3.0" N of 399. HII region DEM 63.
NGC 1818 SL201	0.081	-	-	-	-	-	0	1.0" N of 513.
NGC 1849 SL267	0.15	-	-	-	-	513	0	1.3" NW of 522. Infrared Id 522 is probably HII region DEM 86.
NGC 1852 SL264	0.15	-	-	-	-	522	0	1.5" NW of 524. Prob. HII region DEM 86.
NGC 1856 SL271	0.15	-	-	-	-	522	0	1.5" NW of 524. Prob. HII region DEM 86.
NGC 1858 SL276	7.16	52.17	316.6	467.2	-	536	-	1.1" W of 546. Located near HII region.
NGC 1860 SL286	0.15	0.33	4.1	6.2	-	568	-	1.3" W of 646. HII region DEM 105.
NGC 1869 SL329	0.41	1.66	13.2	C	-	666	-	0.7" S of 627.
NGC 1870 SL317	0.15	0.22	3.3	C	-	627	0	2.5" NW of 635. HII region DEM 104.
NGC 1872 SL310	6.03	41.07	256.7	301.6	-	635	-	1.6" W of 635. HII region DEM 104.
NGC 1873 SL324	0.19	0.44	1.71	C	-	643	-	1.7" E of 635. HII region DEM 104.
NGC 1880 SL324	6.03	41.07	256.7	301.6	-	635	0	0.8" E of 635. HII region DEM 104.
NGC 1885 SL338	0.081	0.11	C	-	-	-	0	0.1" SW of 723. HII region DEM 121.
NGC 1895	0.44	1.00	9.5	25.0	-	723	-	0.4" NW of 742. HII region DEM 130.
NGC 1903 SL356	0.37	0.22	C	C	-	742	-	0.7" W of 792.
NGC 1916 SL361	0.59	0.67	16.6	31.2	-	782	-	0.5" SW of 804. HII region DEM 136.
NGC 1918	2.96	11.10	124.2	249.6	-	804	-	1.4" W of 1126. HII region DEM 143.
NGC 1943 SL430	0.30	0.22	1.2	4.2	-	1126	-	0.1" E of 1100.
NGC 1946 SL468	3.68	23.31	10.3	4.2	-	1100	0	0.6" NW of 1127.
NGC 1994 SL499	1.11	1.44	C	-	-	1127	0	1.2" NW of 1166.
NGC 2001 SL507	0.11	0.08	-	-	-	1186	+	1.3" E of 1225. HII region DEM 232.
NGC 2002 SL517	0.22	0.22	-	-	-	1225	0	30 Doradus. 1.4" N of 1469. HII region DEM 263.
NGC 2004 SL574	0.081	0.081	6.3	31.2	-	1421	0	0.8" W of 1582.
NGC 2058 SL614	0.22	0.22	1.2	4.2	-	1421	0	1.0" SE of 1704. In HII filaments DEM 310.
NGC 2070 SL633	74.	472.	2795.	3120.	-	1469	-	0.5" NW of 887. HII region DEM 152.
NGC 2098 SL667	0.051	-	-	-	-	1582	0	2.6" S of 925. HII region DEM 160.
NGC 2100 SL662	0.37	0.22	C	C	-	1782	0	1.6" NE of 1272.
NGC 2119 SL717	1.11	22.20	C	-	-	925	-	0.9" W of 1127. HII region DEM 210.
IC 2128	2.03	6.10	33.1	41.6	-	1272	-	
SL 562	0.44	0.22	4.1	14.6	-	1272	-	
HS 314	1.11	1.44	C	C	-	1127	-	

Notes to Table 8:
 a) Only clusters which have possible infrared counterparts are given.
 b) Only clusters taken from the selection of globular clusters of van den Bergh (1981).
 c) Twenty infrared associations which were already referred to in Table 7 (HII regions) have been denoted in column 9, together with their HII region number. One association is probably a S40 star. Associations 522, 1126 and 1882 have S-type infrared spectra; all other associations have C- or M-type spectra.
 d) See Section 5.3 in the text.

TABLE X. — Planetary nebulae in the LMC (Sanduleak et al., 1978 ; Sanduleak, 1984).

Number	(12)		(13)		(4)		(5)		(16)	(17)	(8)	Remarks
	F	J	F	J	F	J	F	J				
1	0.11	0.35	0.2	1.0	2							
2												
3												
4												
5												
6												
7												
8	0.15	0.56	2.1	C	72							
9												
10												
11	0.33	0.56	C	C	89							
12												
13	0.22											
14												
15												
16												
17												
18												
19												
20												
21												
22												
23												
24	0.07	0.1	1.7	4.2	63							
25	0.11	0.35										
26	0.11	0.22	0.8	2.1	60b							
27												
28												
29	0.07	0.11	2.1	C	683							
30												
31	0.15	0.44			513							
32												
33												
34												
35												
36	0.35	0.22	3.5	C	557							
37												
38												
39												
40												
41												
42												
43	0.15	0.11			75b							
44												
45												
46												
47	0.44	0.56	10.3	20.8	822							
48	0.07	0.33			85b							
49												
50												
51	0.15	0.44	1.2	4.2	850							
52												
53	0.22	0.22	1.7	C	808							
54												
55	0.11	0.22	1.7	4.2	924							
56												
57	0.15	0.22			692							
58												
59												
60												
61												
62	0.16	0.44	C	C	1014							
63	0.06	0.11	C	C								
64	3.68	23.31	10.3	4.2	1100							
65												

Notes to Table 10:
 a) Six associations with Table 4, were already associated to HIF regions (Table 6); for these notes are added in the remarks of column 8.
 b) References (taken from Sanduleak et al., 1978; Sanduleak, 1984) are made to the following papers (column 6):
 - AL : Andrews and Lindsay (1964).
 - BE : Beckwith and Eggen (1974).
 - L : Lindsay (1963).
 - LH1 : Lindsay and Mullan (1963); Table 1 therein.
 - LH2 : Lindsay and Mullan (1963); Table 2 therein.
 - N : Nebulosity of Henize (1956).
 - S : Emission-line stars of Henize (1956).
 - SL : Sanduleak (1967).
 c) See Section 5.5 in the text.

TABLE A.1. — Description of the LMC Co-added map characteristics.

Characteristic (Unit) ^{a)}	Wavelength band		
	12 μ m	25 μ m	100 μ m
Median noise (MJy/arc) ^{b)}	0.040	0.037	0.035
(10 ⁻⁸ Watt m ⁻² arc ⁻¹)	0.54	0.19	0.091
Zero-level uncertainty (MJy/arc)	0.096	0.19	0.30
(10 ⁻⁸ Watt m ⁻² arc ⁻¹)	1.3	1.0	0.78
Stripe residuals (MJy/arc) ^{c)}	0.045	0.12	0.078
(10 ⁻⁸ Watt m ⁻² arc ⁻¹)	0.6	0.6	0.2
Sensitivity (MJy/arc) ^{d)}	0.3	0.3	0.4
(10 ⁻⁸ Watt m ⁻² arc ⁻¹)	4	2	1
			0.5

Notes to Table A.1:

- a) Average values for the seven edge fields are given (30 % spread).
- b) The value of the median noise is influenced somewhat by the extended emission of the LMC itself, but not so much as in Table 2. An improvement of a factor of 2 - 3 relative to the individual detector scans has been realized.
- c) Higher stripe levels than the average level given in the table can occur.
- d) The sensitivity indicates the intensity limits of Table A.2.

TABLE A.3. — SAO (1966) stars in the additional LMC fields.

SAO number	m	Sp type	F 12 μ m	F 25 μ m	F 100 μ m	F / F	12 μ m	25 μ m	100 μ m	Infrared Id	Detection quality	Remarks
249041	8.4	F0	-	-	-	-	-	-	-	-	-	-
249043	9.2	G0	-	-	-	-	-	-	-	-	-	-
249044	7.7	G0	0.13	-	-	-	-	-	-	1.9	1628	-
249045	9.0	F8	-	-	-	-	-	-	-	-	-	-
249046	8.7	K0	0.05	-	-	-	-	-	-	1.7	1831	-
249051	8.2	G0	0.15	0.08	0.14±0.15	-	-	-	-	2.5	1835	-
249052	8.1	F8	0.10	-	-	-	-	-	-	2.1	-	-
249055	8.7	K2	0.31	0.08	0.25±0.10	-	-	-	-	3.8	1835	-
249059	8.9	--	-	-	-	-	-	-	-	-	-	-
249060	8.7	F5	-	-	-	-	-	-	-	-	-	-
249061	8.7	F0	-	-	-	-	-	-	-	-	-	-
249065	9.0	K0	0.08	-	-	-	-	-	-	2.6	-	-
249067	9.1	A0	-	-	-	-	-	-	-	-	-	-
249069	8.7	F8	-	-	-	-	-	-	-	-	-	-
249071	--	K0	0.10	-	-	-	-	-	-	-	-	-
249073	8.1	A0	-	-	-	-	-	-	-	-	-	-
249075	8.4	K0	0.16	0.16	0.29±0.05	-	-	-	-	3.7	1868	-
249079	9.0	G0	-	-	-	-	-	-	-	2.4	1861	-
249089	8.9	F8	-	-	-	-	-	-	-	-	-	-
249091	8.9	F5	-	-	-	-	-	-	-	-	-	-
249092	8.4	G0	-	-	-	-	-	-	-	-	-	-
249104	7.4	F3	0.13	-	-	-	-	-	-	1.6	1864	-
249118	8.7	G5	0.10	-	-	-	-	-	-	2.6	1866	-
249150	8.6	G5	0.10	-	-	-	-	-	-	2.5	1870	-
249165	7.4	K0	0.62	0.12	0.19±0.01	-	-	-	-	3.3	1872	-
249174	8.7	F8	-	-	-	-	-	-	-	-	-	-
249182	7.9	G5	0.13	-	-	-	-	-	-	2.1	1876	-
249204	8.7	G0	-	-	-	-	-	-	-	-	-	-
249222	8.8	G0	-	-	-	-	-	-	-	-	-	-
249277	8.3	F8	-	-	-	-	-	-	-	-	-	-
249291	8.6	A2	-	-	-	-	-	-	-	-	-	-
249321	7.2	F5	0.08	-	-	-	-	-	-	2.9	-	-
254068	8.7	F8	-	-	-	-	-	-	-	2.7	-	-
254098	9.1	F5	0.08	-	-	-	-	-	-	2.6	1891	-
254099	8.1	F5	-	-	-	-	-	-	-	-	-	-
256102	8.3	F2	-	-	-	-	-	-	-	-	-	-
256111	9.1	A0	-	-	-	-	-	-	-	-	-	-

Notes to Table A.3:
a) The 12 and 25 μ m flux densities in this table are colour-corrected (see Table 5.A.1).
b) Detection qualities at 12 μ m are good (+), medium (0) or poor (-).
c) See Section A.5.1 in Appendix A.

TABLE XI. — Hodge (1972) dark clouds in the LMC.

Number ^{a)}	Infrared Id	Detection quality	Remarks ^{c)}
1	476	0	On infrared extension in Bar (2.7°E of 438). 2.9"NE of 4451.
2	510	+	1.4"SE of 530. Infrared peak in LMC Bar. Bar. peaking at 502.
3	541	+	1.4"NE of 543. 1.8"NE of 536. On infrared peak in Bar.
4	591	+	On infrared gradient at 2.6"E of peak 582.
5	601	+	Infrared minimum in Bar (2.8"N of 608).
6	601	-	0.7"SE of 591. Infrared peak in Bar. See Table 7 (IDEM 110).
7	601	-	0.6"NE of 601. On infrared gradient to 654.
8	601	-	On infrared gradient at 2.8"SE of peak 582.
9	659	0	1.7"SE of 659. On infrared extension in Bar.
10	659	0	1.7"SE of 659. On infrared extension in Bar.
11	628	+	0.7"SE of 660. In infrared peak, close to Bar. See Table 7 (note DEM 114).
12	728	+	1.6"SE of 728. At edge of infrared hole.
13	743	+	2.0"NE of 743. On infrared extension in Bar.
14	763	+	0.5"SE of 760. On infrared extension in Bar.
15	766	0	0.5"SE of 760. On infrared extension in Bar.
16	825	+	1.8"NE of 825. Close to infrared peak in Bar.
17	854	+	On infrared gradient of 816 in Bar.
18	854	+	1.5"NE of 854. Infrared peak in Bar.
19	854	+	On infrared gradient at 2.6"SE of 856.
20	854	+	(2.4"NE of 897).
21	876	+	14.4"NE of 897.
22	876	+	0.2"SE of 876. Infrared peak close to main peak of complex. DEM 152 (Table 7).
23	899	+	0.6"NE of 896. Infrared peak in Bar.
24	986	+	On infrared gradient in between peaks.
25	1070	0	1.2"NE of 964. 1.4"SE of 965. On infrared peak in Bar. See Table 7 (IDEM 177).
26	1070	0	2.0"NE of 1070. On infrared gradient to 1079.
27	1115	+	On infrared gradient at 3.4"SE of 1085.
28	1115	+	On infrared gradient at 3.4"SE of 1076.
29	1115	0	1.1"SE of 1115. At SE end of Bar.
30	1142	0	1.9"NE of 1142. At SE end of Bar.
31	1171	0	1.8"NE of 1171. At SE end of Bar.
32	1195	0	On infrared extension at SE end of Bar (2.7"SE of 1180).
33	1195	0	1.1"NE of 1195. On infrared extension near Bar.
34	1222	0	On infrared extended emission, near Greater Doradus region (3.3"NE of 1218).
35	1222	0	1.5"NE of 1222. 1.8"NE of 1209. Infrared extension to 30 Doradus. See Table 7 (IDEM 232).
36	1332	0	Infrared emission at edge of 30 Doradus (2.6"SE of 1217). 2.7"NE of 1252.
37	1332	0	Infrared emission at edge of 30 Doradus (2.6"SE of 1217). 2.7"NE of 1252.
38	1332	0	Infrared emission at edge of 30 Doradus (2.6"SE of 1217). 2.7"NE of 1252.
39	1332	0	At edge of infrared extended emission, near Greater Doradus region.
40	1332	0	2.0"SE of 1232.
41	1335	+	1.5"NE of 1335. At infrared edge of Greater Doradus region.
42	1335	+	On extension to infrared peak 1523.
43	1335	+	At edge of Greater Doradus region (2.4"NE of 1374).
44	1335	+	In Greater Doradus region (2.6"SE of 1361).
45	1335	+	On infrared extension in Greater Doradus region.
46	1335	+	On infrared extension in Greater Doradus region (2.6"SE of 1433).
47	1335	+	On infrared extension in Greater Doradus region (2.6"SE of 1433).
48	1435	+	1.4"NE of 1435. On infrared extension in Greater Doradus region.
49	1446	+	In Greater Doradus region.
50	1446	+	0.8"E of 1446. On infrared extension in Greater Doradus region. See Table 7 (IDEM 268).
51	1467	+	1.4"NE of 1467. On infrared extension in Greater Doradus region.
52	1467	+	On extension to infrared peak 1523.
53	1467	+	In Greater Doradus region (2.6"SE of 1451).
54	1487	0	1.7"NE of 1487. On infrared extension South of M159, in Greater Doradus region.
55	1487	0	In infrared extended emission of Greater Doradus region (3.0"NE of 1463).
56	1525	0	In 30 Doradus outskirts.
57	1518	+	1.8"SE of 1518. Infrared peak in Greater Doradus region. See Table 7 (IDEM 284).
58	1518	+	1.8"SE of 1518. Infrared peak in Greater Doradus region. See Table 7 (IDEM 284).
59	1518	+	0.7"NE of 1519. In Greater Doradus region.
60	1518	0	In 30 Doradus outskirts.
61	1553	+	1.7"SE of 1553. In Greater Doradus region.
62	1586	+	On infrared extension in Greater Doradus region (2.6"NE of 1598).
63	1629	+	1.4"NE of 1586. Infrared peak in Greater Doradus region. See Table 7 (IDEM 298).
64	1629	+	1.7"SE of 1629. Infrared peak in Greater Doradus region. See Table 7 (IDEM 304).
65	1671	+	On infrared extension to 1643 (2.3"SE of 1662).
66	1671	+	On infrared extension to 1643 (2.3"SE of 1662).
67	1741	+	On infrared extension to 1643 (2.3"SE of 1662).
68	1741	+	1.7"NE of 1741. On infrared gradient to 1743. See Table 7 (IDEM 324).

Notes to Table 11:
a) All positions of the dark clouds have been taken from Hodge (1972; Table 1).
b) All positions of the dark clouds except 1142, have H-type or C-type infrared sources previously included in Table 7 of HII regions (see remarks in column 4).
c) See Section 5.6 in the text.

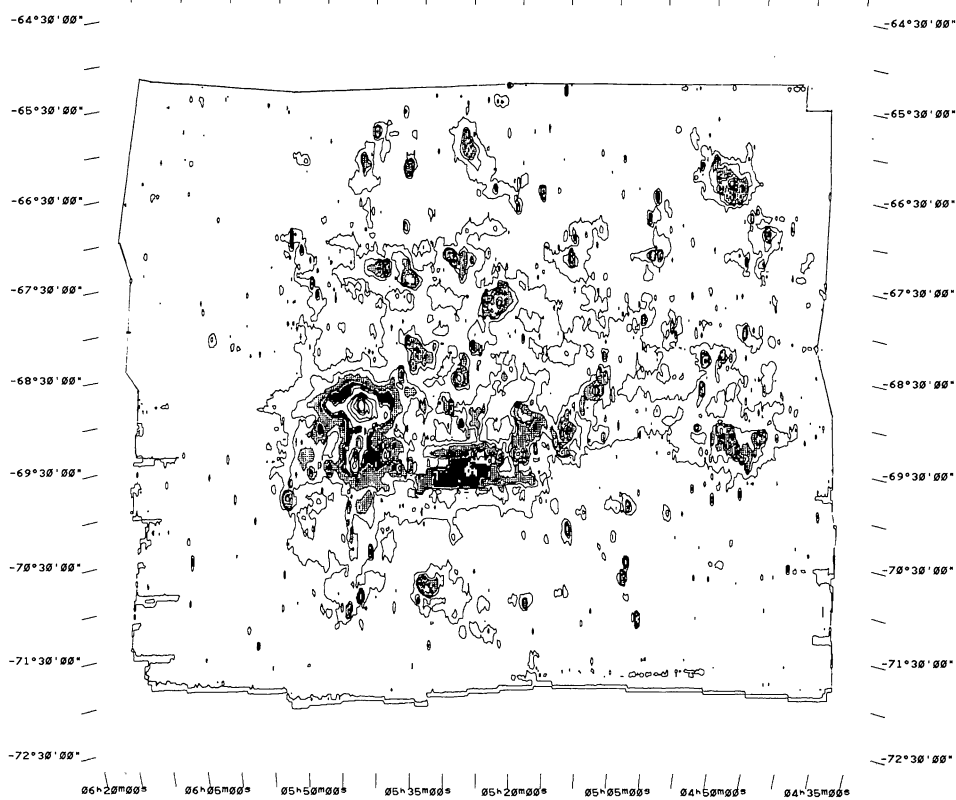
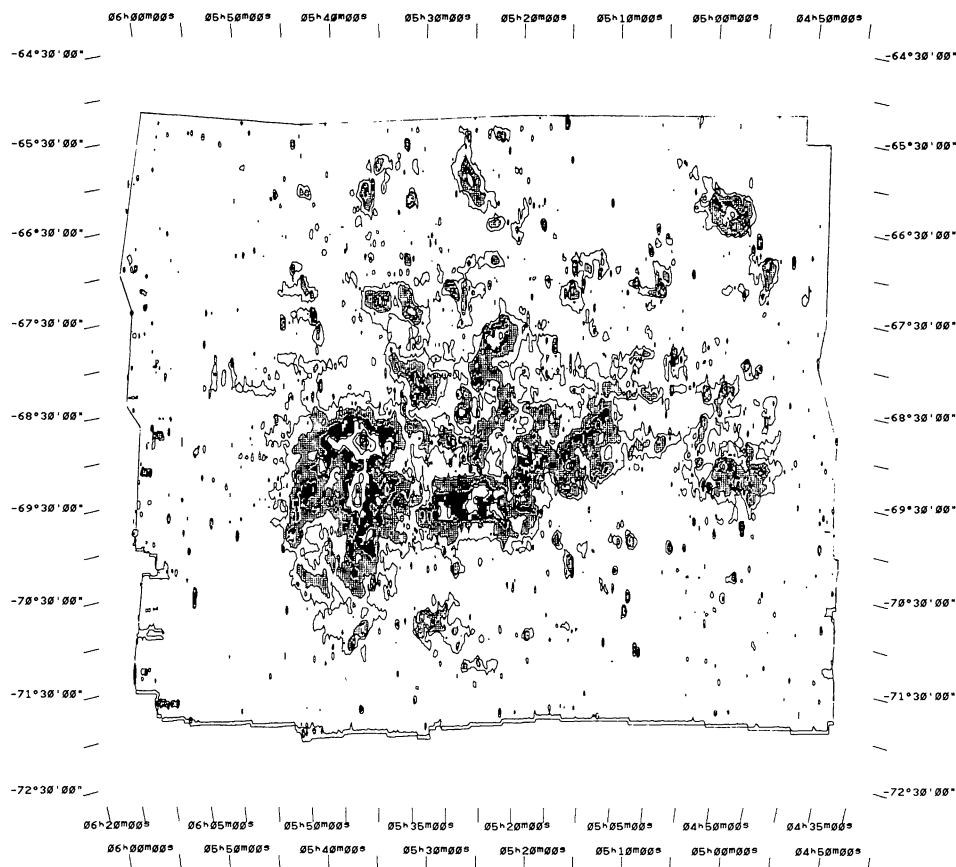
TABLE A.2. — Additions to the LMC Infrared Source List^a.

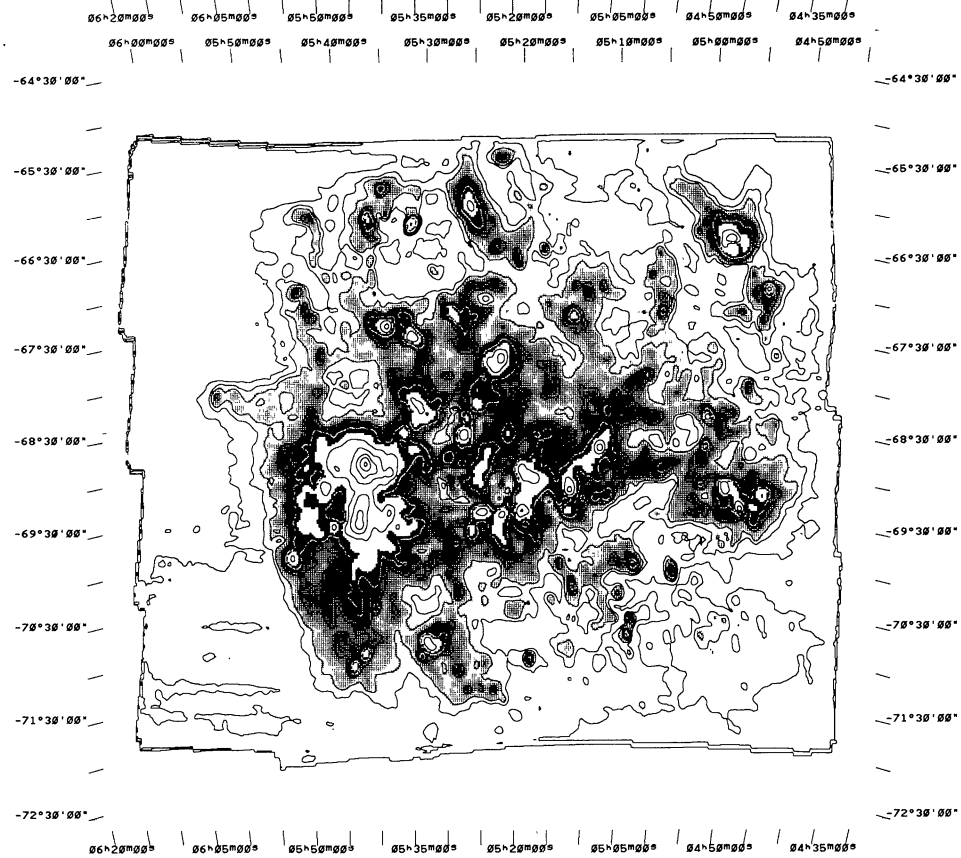

(1)	(2)	(3)	(4)	(5)	(6)	(7)	(8)	(9)	(10)	(11)	(12)	(13)	(14)
Number	Position RA(1950) h m s DEC(1950) o ' "	12 μ m Peak Bg	25 μ m Peak Bg 10^{-8} Watt m ⁻² sr ⁻¹	60 μ m Peak Bg 10^{-8} Watt m ⁻² sr ⁻¹	100 μ m Peak Bg	Size arcmin	F 12 μ m Jy	F 25 μ m Jy	F 60 μ m Jy	F 100 μ m Jy	IRAS-Id	Spect- rum	Comments
1824	04 27 23.0	-71 00 38	66	6	-	-	1.70	0.67	-	-	04273-7100	S	
1825	04 28 41.9	-69 37 15	6	1.5	-	-	0.22	0.17	-	-	04284-6937	S	
1826	04 29 56.2	-68 51 07	-	-	-	0.5	-	-	1.0	-	04299-6851	C	
1827	04 30 01.2	-69 04 42	-	-	1	0.5	-	-	0.4	1.0	04300-6904	C	
1828	04 30 10	-67 59	5	-	-	-	0.19	-	-	-	-	S	SAO 249044
1829	04 31 35.2	-72 29 31	8	-	-	-	0.30	-	-	-	04315-7229	S	
1830	04 31 42.0	-71 09 48	-	-	1	-	-	-	0.4	-	04317-7109	M	
1831	04 32 14.4	-65 04 26	9	1	-	-	0.33	0.11	-	-	04322-6504	S	SAO 249050
1832	04 32 24.5	-71 12 43	-	-	1.5	-	-	-	0.4	-	04324-7112	M	
1833	04 32 30	-65 21	4	-	-	-	0.15	-	-	-	-	S	SAO 249051
1834	04 32 42.2	-68 53 58	-	-	1	-	-	-	0.4	1.0	04327-6853	C	
1835	04 33 03.7	-67 25 09	12	1	-	-	0.44	0.11	-	-	04330-6725	S	SAO 249055
1836	04 33 34.0	-71 37 06	-	-	1	-	-	-	0.4	-	04335-7137	M	
1837	04 34 25.0	-71 56 09	-	-	1	0.5	-	-	0.4	1.0	04344-7156	C	
1838	04 35 14.5	-66 43 59	-	-	1	-	-	-	0.4	-	04352-6643	M	
1839	04 35 31.3	-69 09 58	-	-	1	-	-	-	0.4	-	04355-6909	M	
1840	04 35 35.1	-70 08 03	22	2	-	-	0.81	0.22	-	-	04355-7008	S	
1841	04 37 00	-66 28	-	-	1	0.7	-	-	0.4	1.5	-	C	
1842	04 37 08.5	-70 24 38	10	1.5	-	-	0.37	0.17	-	-	04371-7024	S	
1843	04 37 14.4	-68 45 51	-	-	1	-	-	-	0.4	1.0	04372-6845	C	
1844	04 37 27.3	-68 31 10	5	1.5	-	-	0.19	0.17	-	-	04374-6831	S	
1845	04 37 31.2	-69 18 00	-	-	3	0.7	-	-	1.2	1.5	04375-6918	C	
1846	04 37 40	-66 16	-	-	1	0.7	-	-	0.4	1.5	-	C	
1847	04 38 15	-65 12	4	-	-	-	0.15	-	-	-	-	S	SAO 249071
1848	04 39 03.3	-69 33 01	21	2	-	-	0.78	0.22	-	-	04390-6933	S	SAO 249074
1849	04 39 05.4	-69 56 09	-	1.5	3	2 0.5	-	0.17	1.2	3.1	04390-6936	C	
1850	04 39 09.6	-71 54 02	-	-	-	0.5	-	-	-	1.0	04391-7154	C	
1851	04 39 30	-65 46	5	-	-	-	0.19	-	-	-	-	S	SAO 249075
1852	04 40 54.2	-64 54 55	-	-	1.5	0.5	-	-	0.6	1.0	04409-6454	C	
1853	04 41 07.1	-69 38 47	-	-	1	2 1	-	-	0.4	2.1	04411-6938	C	
1854	04 41 31.1	-66 59 46	10	1	-	-	0.37	0.11	-	-	04415-6659	S	
1855	04 42 18.3	-65 04 03	-	-	1.5	0.5	-	-	0.6	1.0	04423-6504	C	
1856	04 42 40	-67 15	-	-	3	1.5	-	-	1.2	3.1	-	C	
1857	04 42 48.3	-65 53 49	-	-	1.5	1	-	-	0.6	2.1	04428-6553	C	
1858	04 43 05.9	-68 01 02	-	1	2	2 1	-	0.11	0.8	2.1	04430-6801	C	
1859	04 43 45	-65 42	-	-	1.5 0.5	1.5 0.5	-	-	0.4	2.1	-	C	
1860	04 44 42.4	-68 22 03	-	-	-	4 3	-	-	-	2.1	04447-6822	C	
1861	04 45 20	-67 49	-	1	3 2	5 3	-	0.11	0.4	4.2	-	C	
1862	04 45 40	-69 08	-	-	11 8	11 8	-	-	1.2	6.2	-	C	
1863	04 45 49.0	-66 22 50	-	4	4	-	-	0.44	1.7	-	04458-6622	M	
1864	04 45 50	-66 10	5	-	-	-	0.19	-	-	-	-	S	SAO 249104
1865	04 46 03.4	-66 48 06	-	2	2	3 2	-	0.22	0.8	2.1	04460-6648	C	
1866	04 48 30	-64 28	4	-	-	-	0.15	-	-	-	-	S	SAO 249118
1867	04 49 21.3	-64 41 15	-	3	1	1 0.5	-	0.33	0.4	1.0	04493-6441	C	
1868	04 49 50	-71 48	-	-	1	2 1	-	-	0.4	2.1	-	C	
1869	04 51 04.2	-70 35 23	-	-	1	2 1	-	-	0.4	2.1	-	C	
1870	04 55 50	-64 40	4	-	-	-	0.15	-	-	-	-	S	SAO 249150
1871	04 57 33.0	-64 40 21	6	-	-	-	0.22	-	-	-	04575-6440	S	
1872	05 00 24.2	-64 27 47	24	1.5	-	-	0.89	0.17	-	-	05002-6427	S	SAO 249165
1873	05 02 57.0	-64 34 11	16	1	-	-	0.59	0.11	-	-	05029-6436	S	
1874	05 03 41.9	-65 04 45	130	13	0.5	-	4.81	1.44	0.2	-	05034-6504	S	
1875	05 04 10.9	-64 33 24	-	-	1.5	0.4	-	-	0.6	0.8	05041-6433	C	
1876	05 04 30	-64 37	5	-	-	-	0.19	-	-	-	-	S	SAO 249182
1877	05 06 47.9	-65 14 05	-	-	1 0.5	3 2	-	-	0.2	2.1	05047-6514	C	
1878	05 07 21.9	-64 46 30	-	-	1.5	0.7	-	-	0.6	1.5	05073-6446	C	
1879	05 11 50	-65 14	5	-	-	-	0.19	-	-	-	-	S	SAO 249218
1880	05 12 50.1	-64 55 03	4	2	-	-	0.15	0.22	-	-	05128-6455	M	
1881	05 12 58.2	-65 03 28	-	-	1	-	-	-	0.4	-	05129-6503	M	
1882	05 16 57.1	-65 00 36	-	1	5	2	-	0.11	2.1	4.2	05169-6500	C	
1883	05 20 50.6	-64 59 30	9	2	-	-	0.33	0.22	-	-	05208-6459	S	
1884	05 30 53.4	-65 09 25	8	-	-	-	0.30	-	-	-	05308-6509	S	
1885	05 34 08.4	-65 09 24	-	-	2	1.1 0.4	-	-	0.8	1.5	05341-6509	C	
1886	05 35 36.8	-65 08 39	-	-	1.5	0.5	-	-	0.6	1.0	05356-6508	C	
1887	05 37 11.4	-65 05 49	-	-	1	0.3	-	-	0.4	0.6	05371-6505	C	
1888	05 39 03.8	-64 49 13	10	-	-	-	0.37	-	-	-	05390-6449	S	
1889	05 40 26.4	-64 58 47	6	-	-	-	0.22	-	-	-	05404-6458	S	
1890	05 47 12.7	-64 35 24	7	-	-	-	0.26	-	-	-	05472-6435	S	
1891	05 48 24.7	-65 10 54	12	-	-	-	0.44	-	-	-	05484-6510	S	SAO 249342

Note to Table A.2:

a) The layout of this table is similar to Table 4 in Paper I.

FIGURE 1. — Overall infrared maps of the Large Magellanic Cloud. Map set 1 (EW) of table I is presented in equatorial coordinates for 1950. The maps are given in in-band intensities. All maps have sizes of $8^{\circ}0 \times 8^{\circ}0$. The coverage of the field by the DPM EW-scanned maps is indicated by solid lines. Although not shown, the coverage differs somewhat in the four wavelength bands due to the location of detectors in IRAS's focal plane. In the $12 \mu\text{m}$ map grey scales range from 9 to 33, with darker grey scales for higher intensities. Contours are at 5, 10, 20, 40, 100, 200, 500, 1000, 2000×10^{-8} Watt m⁻² sr⁻¹. In the $25 \mu\text{m}$ map grey scales ranging from 9 to 33, with darker grey scales for higher intensities. Contours are at 2, 6, 10, 20, 40, 100, 200, 500, 1000, 2000×10^{-8} Watt m⁻² sr⁻¹. In the $60 \mu\text{m}$ map grey scales ranging from 9 to 58, with darker grey scales for higher intensities. Contours are at 2, 6, 10, 20, 40, 100, 200, 500, 1000, 2000, 3000, 4000, 5000, 6000×10^{-8} Watt m⁻² sr⁻¹. In the $100 \mu\text{m}$ map grey scales ranging from 9 to 58, with darker grey scales for higher intensities. Contours are at 2, 6, 10, 20, 40, 100, 200, 500, 1000, 2000×10^{-8} Watt m⁻² sr⁻¹. →

FIGURE 1.1. — LMC 12 μm DPM-map (set 1; EW).FIGURE 1.2. — LMC 25 μm DPM-map (set 1; EW).

FIGURE 1.3. — LMC 60 μm DPM-map (set 1 ; EW).FIGURE 1.4. — LMC 100 μm DPM-map (set 1 ; EW).

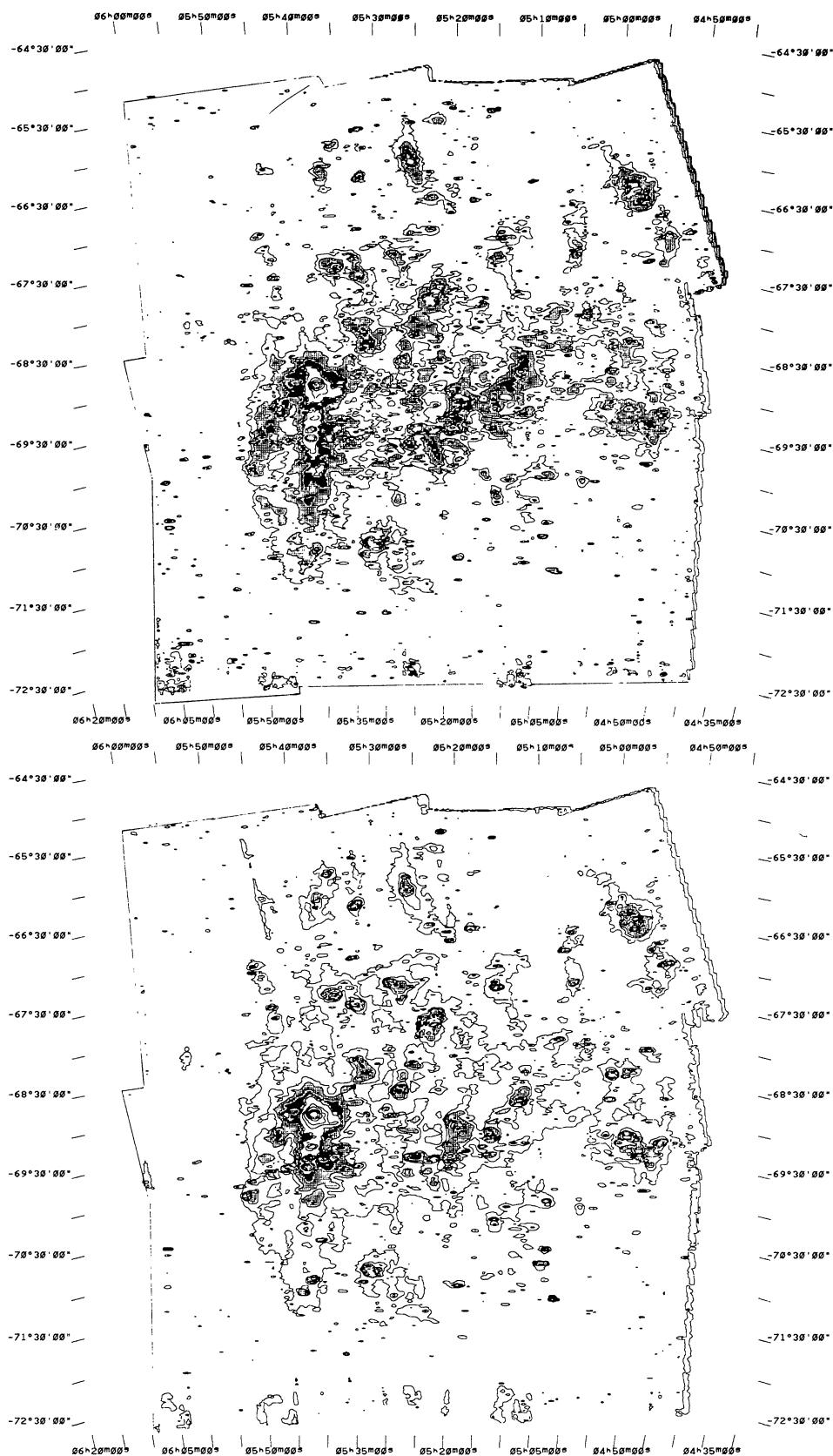
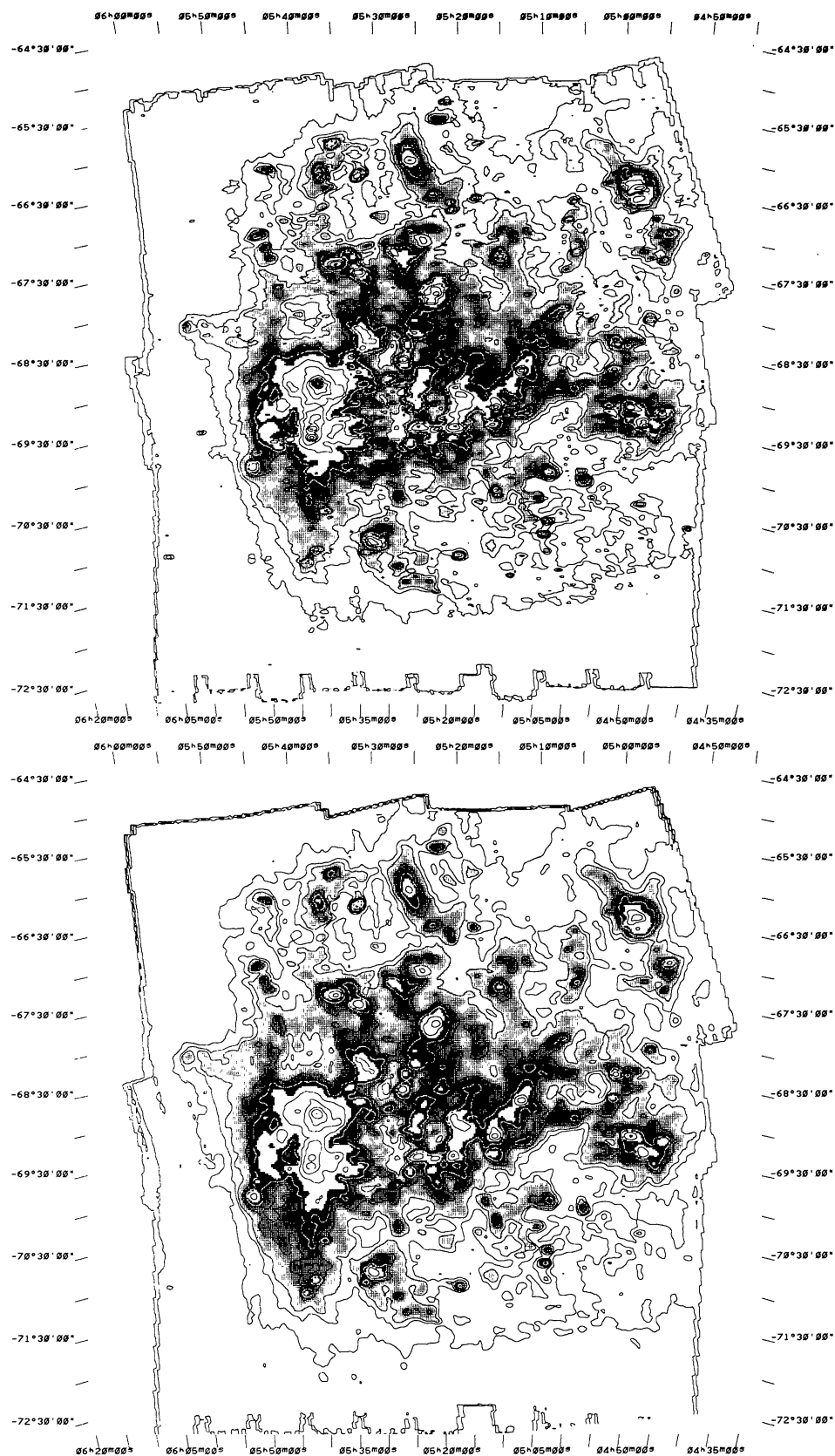


FIGURE 2. — Overall infrared maps of the Large Magellanic Cloud. Map set 2(NS) of table I is presented in an identical representation as figure 1. The coverage of the DPM-field is indicated by solid lines.

FIGURE 2.1. — LMC 12 μm DPM-map (set 2; NS).

FIGURE 2.2. — LMC 25 μm DPM-map (set 2; NS).

FIGURE 2.3. — LMC 60 μm DPM-map (set 2; NS).FIGURE 2.4. — LMC 100 μm DPM-map (set 2; NS).