

Long-range correlation of thermal radiation

M. Patra and C. W. J. Beenakker

Instituut-Lorentz, Leiden University, P.O. Box 9506, 2300 RA Leiden, The Netherlands

(Received 4 September 1998)

A general theory is presented for the spatial correlations in the intensity of the radiation emitted by a random medium in thermal equilibrium. We find that a nonzero correlation persists over large distances, compared to the transverse coherence length of the thermal radiation. This long-range correlation vanishes in the limit of an ideal black body. We analyze two types of systems (a disordered waveguide and an optical cavity with chaotic scattering), in which it should be observable. [S1050-2947(99)50501-5]

PACS number(s): 42.50.Ar, 42.25.Bs, 42.25.Kb, 42.50.Lc

The Hanbury-Brown–Twiss effect is the existence of spatial correlations in the intensity of thermal radiation by a distant source. It was originally proposed as an intensity-interferometric method to measure the angular opening of a star [1], far less susceptible to atmospheric distortion than amplitude-interferometric methods [2]. Two photodetectors at equal distance r from a source (diameter a) will measure a correlated current if their separation d is smaller than the transverse coherence length $d_c \approx \lambda r/a$ of the radiation from the source at wavelength λ . The correlation function decays with increasing d in an oscillatory way, with amplitude $\propto (d_c/d)^3$ [3].

The textbook results assume that the source of the thermal radiation is a blackbody, meaning that at each frequency any incident radiation is either fully absorbed or fully reflected. In a realistic system there will be a frequency range in which only partial absorption occurs. The purpose of this paper is to show that, in general, for thermal radiation the correlation function does not decay completely to zero, but to a nonzero d -independent background value. This long-range correlation is smaller than the short-range correlation by a factor $(\lambda/a)^2$, and becomes dominant for $d \gg r(\lambda/a)^{1/3}$. It contains information on deviations of the thermal radiation from the blackbody limit.

The information contained in the long-range correlation is most easily described when the source is embedded in a waveguide (see Fig. 1). The waveguide has length L , cross-sectional area $A \approx a^2$, and supports $N = 2\pi A/\lambda^2$ propagating modes at frequency ω , counting both polarizations. In the far-field, and close to normal incidence, each mode corresponds to a transverse coherence area $(r\lambda)^2/A \equiv d_c^2$. The source is in thermal equilibrium at temperature T . The radiation emitted through the left end of the waveguide is incident on a pair of photodetectors, one detecting the photocurrent $I_k(t)$ in mode k , and the other detecting $I_l(t)$. Each photocathode has an area equal to the coherence area or smaller. The photocount $n_k = \bar{n}_k + \delta n_k$ (number of photons counted in a time t) and the photocurrent $I_k = dn_k/dt = \bar{I}_k + \delta I_k$ fluctuate around their time-averaged values \bar{n}_k and $\bar{I}_k = \bar{n}_k/t$. We seek the correlation function

$$C_{kl} = \int_{-\infty}^{\infty} \overline{\delta I_k(t+\tau) \delta I_l(t)} d\tau = \lim_{t \rightarrow \infty} \frac{1}{t} \overline{\delta n_k(t) \delta n_l(t)}. \quad (1)$$

The overbar indicates an average over many measurements on the same sample.

The advantage of embedding the source in a waveguide is that we can characterize it by a finite-dimensional scattering matrix $S(\omega)$, consisting of four blocks of dimension $N \times N$,

$$S = \begin{pmatrix} r & t \\ t' & r' \end{pmatrix}. \quad (2)$$

A mode l , incident from the left, is reflected into mode k with amplitude r_{kl} , and transmitted with amplitude t'_{kl} . Similarly, r'_{kl} and t_{kl} are the reflection and transmission amplitudes for a mode l , incident from the right. Reciprocity relates these amplitudes by $r_{kl} = r_{lk}$, $r'_{kl} = r'_{lk}$, and $t_{kl} = t'_{lk}$.

It has been shown recently by one of the authors [4], using the method of “input-output relations” [5–7], how the photocount distribution can be expressed in terms of the scattering matrix. The expressions in Ref. [4] are for a single multimode photodetector. The corresponding formulas for two single-mode photodetectors are

$$C_{kl} = \alpha_k \alpha_l \int_0^\infty |(QQ^\dagger)_{kl}(\omega)|^2 [f(\omega, T)]^2 \frac{d\omega}{2\pi} + \delta_{kl} \bar{I}_k, \quad (3)$$

$$\bar{I}_k = \alpha_k \int_0^\infty (QQ^\dagger)_{kk}(\omega) f(\omega, T) \frac{d\omega}{2\pi},$$

where α_k is the detector efficiency (the fraction of the photocurrent in mode k that is detected), and f is the Bose-Einstein function

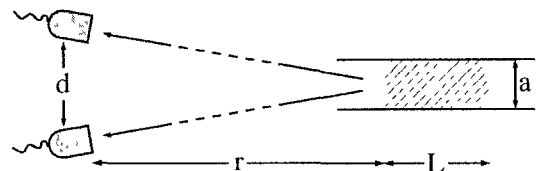


FIG. 1. Schematic diagram of a source (length L , diameter a) radiating into an N -mode waveguide that is open at both ends. The radiation leaving the waveguide at one end is detected by two photodetectors at a distance r from the source, and separated by a distance d . The photocathodes have an area below the transverse coherence area $d_c^2 \approx r^2/N$. We find that the photocurrents are correlated even if the two detectors are separated by more than d_c .

$$f(\omega, T) = [\exp(\hbar\omega/k_B T) - 1]^{-1} \quad (4)$$

The $N \times N$ matrix Q is related to the reflection and transmission matrices by

$$QQ^\dagger = 1 - rr^\dagger - tt^\dagger \quad (5)$$

The integral over ω extends over a range Ω_c set by the absorption linewidth, centered at ω_0 . Typically, $\Omega_c \ll \omega_0$, so we can neglect the frequency dependence of N and f . The matrix $Q(\omega)$ for a random medium fluctuates on a scale ω_c much smaller than Ω_c . The integration over ω then averages out the fluctuations, so that we may replace the integrand by its ensemble average, indicated by $\langle \rangle$,

$$C_{kl} = \alpha_k \alpha_l f^2 \int_0^\infty \langle |(QQ^\dagger)_{kl}(\omega)|^2 \rangle \frac{d\omega}{2\pi} + \delta_{kl} \bar{I}_k \quad (6)$$

We evaluate the ensemble average using results from random-matrix theory [8]. For a medium with randomly placed scatterers, the “equivalent channel approximation” [9] has proven to be reliable. According to this approximation, all N modes are statistically equivalent. As a consequence, for any $k \neq l$, one has

$$\begin{aligned} \langle (QQ^\dagger)^2 \rangle &= N \sum_{j=1}^N \langle (QQ^\dagger)_{kj} (QQ^\dagger)_{jk} \rangle \\ &= N(N-1) \langle |(QQ^\dagger)_{kl}|^2 \rangle + N \langle (QQ^\dagger)_{kk}^2 \rangle \end{aligned} \quad (7)$$

The average of $(QQ^\dagger)_{kk}^2$ factorizes in the large- N limit [8],

$$\langle (QQ^\dagger)_{kk}^2 \rangle = \langle (QQ^\dagger)_{kk} \rangle^2 [1 + \mathcal{O}(N^{-1})] = N^{-2} \langle \text{tr} QQ^\dagger \rangle^2 \quad (8)$$

The combination of Eqs (7) and (8) gives us

$$\langle |(QQ^\dagger)_{kl}|^2 \rangle = N^{-2} \langle \text{tr} (QQ^\dagger)^2 \rangle - N^{-3} \langle \text{tr} QQ^\dagger \rangle^2 + \mathcal{O}(N^{-2}) \quad (9)$$

The eigenvalues $\sigma_1, \sigma_2, \dots, \sigma_N$ of the matrix $rr^\dagger + tt^\dagger$ are the “scattering strengths” of the random medium. We denote by $\bar{\sigma}^p \equiv N^{-1} \sum_n \sigma_n^p$ the p th spectral moment of the scattering strengths. According to Eqs (5), (6), and (9), the cross correlator C_{kl} ($k \neq l$) then takes the form of a variance,

$$C_{kl} = \frac{\alpha_k \alpha_l f^2}{N} \int_0^\infty \langle (\bar{\sigma}^2) - \langle \bar{\sigma} \rangle^2 \rangle \frac{d\omega}{2\pi} \quad (10)$$

This is our basic result for the long-range correlation announced in the introduction. The information contained in the cross correlator is the variance of the scattering strengths. The autocorrelator, in contrast, depends entirely on the first spectral moment,

$$C_{kk} = \alpha_k^2 f^2 \int_0^\infty \langle 1 - \bar{\sigma} \rangle^2 \frac{d\omega}{2\pi} + \bar{I}_k, \quad (11a)$$

$$\bar{I}_k = \alpha_k f \int_0^\infty \langle 1 - \bar{\sigma} \rangle \frac{d\omega}{2\pi}, \quad (11b)$$

where we have used Eq (8)

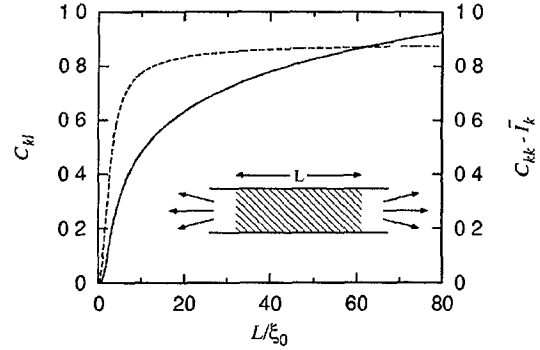


FIG 2 Long-range correlation C_{kl} (solid line), in units of $\Omega_c l f^2 \alpha_k \alpha_l / N \xi_0$, and short-range correlation $C_{kk} - \bar{I}_k$ (dashed line), in units of $\Omega_c (l f \alpha_k / \xi_0)^2$, of the radiation emitted from a disordered waveguide (inset). A Lorentzian frequency dependence is assumed for the dielectric function, with width Ω_c and absorption length ξ_0 at the center of the absorption line. The mean-free-path l is assumed to be $\ll \xi_0$. The short-range correlation saturates in the limit $L/\xi_0 \rightarrow \infty$, while the long-range correlation keeps increasing $\propto \ln L/\xi_0$.

The long-range correlation C_{kl} of two photodetectors, separated by more than a coherence length, is an order N smaller than the short-range correlation $C_{kk} - \bar{I}_k$ of two photodetectors separated by less than a coherence length. (The full value C_{kk} is measured in a single-detector experiment.) The long-range correlation vanishes if all N scattering strengths are the same, as they would be for an idealized “step-function model” of a blackbody ($\sigma_n = 0$ for $|\omega - \omega_0| < \Omega_c$, and $\sigma_n = 1$ otherwise). A random, partially absorbing medium, in contrast, has a broad distribution of scattering strengths [8], hence a substantial long-range correlation of the photocurrent.

As a first example, we compute the correlation for a weakly absorbing, strongly disordered medium. The moments of rr^\dagger and tt^\dagger , appearing in Eqs (10) and (11), have been calculated by Brouwer [10] as a function of the number of modes N , the sample length L , the mean free path l , and the absorption length $\xi = \sqrt{D \tau_a}$ (τ_a is the absorption time and $D = cl/3$ is the diffusion constant). It is assumed that $1/N \ll l/\xi \ll 1$, but the ratio $L/\xi = s$ is arbitrary. The result is

$$\begin{aligned} \langle \bar{\sigma}^2 \rangle - \langle \bar{\sigma} \rangle^2 &= \frac{2l}{3\xi} \left(\coth^3 s - \frac{3}{\sinh s} + \frac{s}{\sinh^2 s} \right. \\ &\quad \left. + \frac{s \coth s - 1}{\sinh^3 s} - \frac{s}{\sinh^4 s} \right), \end{aligned} \quad (12a)$$

$$\langle 1 - \bar{\sigma} \rangle = \frac{4l}{3\xi} \tanh \frac{s}{2} \quad (12b)$$

To compute the correlators (10) and (11) it remains to carry out the integrations over ω . The frequency dependence is governed by the imaginary part of the dielectric function $\varepsilon''(\omega)$, for which we take the Lorentzian $\varepsilon''(\omega) = \varepsilon_0'' [1 + (\omega - \omega_0)^2 / \Omega_c^2]^{-1}$. Since $\tau_a = 1/\omega_0 \varepsilon''$, the corresponding ω dependence of ξ and s is $\xi/\xi_0 = s_0/s = [1 + (\omega - \omega_0)^2 / \Omega_c^2]^{1/2}$, with ξ_0 and s_0 the values of ξ and s at $\omega = \omega_0$. Results are plotted in Fig 2. In the limit $L/\xi_0 \rightarrow 0$ of

a thin sample, we have

$$C_{kl} = \frac{1}{45} \Omega_c (lf^2 \alpha_k \alpha_l / N \xi_0) (L / \xi_0)^3, \quad (13a)$$

$$C_{kk} = \frac{4}{9\pi} \Omega_c (lf \alpha_k / \xi_0)^2 (L / \xi_0)^2 + \bar{I}_k, \quad (13b)$$

$$\bar{I}_k = \frac{1}{3} \Omega_c (lf \alpha_k / \xi_0) (L / \xi_0) \quad (13c)$$

In the opposite limit $L / \xi_0 \rightarrow \infty$ of a thick sample, the cross correlator C_{kl} and the mean current \bar{I}_k both diverge logarithmically $\propto \ln L / \xi_0$. The ratio $C_{kl} / (\bar{I}_k \bar{I}_l)^{1/2}$ tends to $(1/2N) f \sqrt{\alpha_k \alpha_l}$ in the large- L limit, and the short-range correlation $C_{kk} - \bar{I}_k$ tends to $\frac{8}{9} \Omega_c (lf \alpha_k / \xi_0)^2$, which remains larger than the long-range correlation because the limit $N \rightarrow \infty$ has to be taken before $L \rightarrow \infty$.

Our second example is an optical cavity filled with an absorbing random medium [see Fig 3(a), inset]. The radiation leaves the cavity through a waveguide supporting N modes. The general formula (3) applies with $Q Q^\dagger = 1 - rr^\dagger$ (since there is no transmission). The scattering strengths $\sigma_1, \sigma_2, \dots, \sigma_N$ in this case are eigenvalues of rr^\dagger . Their distribution is known in the large- N limit [11] as a function of the dimensionless absorption rate $\gamma = 2\pi / N \tau_a \Delta \omega$, with $\Delta \omega$ the spacing of the cavity modes near frequency ω_0 (The quantity γ is the ratio of the mean dwell time in the cavity without absorption and the absorption time). The moments $\langle \bar{\sigma} \rangle$ and $\langle \bar{\sigma}^2 \rangle$ can then be computed by numerical integration. Results are shown in Fig 3, again for a Lorentzian frequency dependence of $\varepsilon''(\omega)$. Unlike in the first example, we are now not restricted to weak absorption but can let the absorption rate γ_0 at the central frequency ω_0 become arbitrarily large. For weak absorption, $\gamma_0 \ll 1$, we have

$$C_{kl} = \frac{1}{4} \Omega_c (f^2 \alpha_k \alpha_l / N) \gamma_0^2, \quad (14a)$$

$$C_{kk} = \frac{1}{4} \Omega_c (f \alpha_k \gamma_0)^2 + \bar{I}_k, \quad \bar{I}_k = \frac{1}{2} \Omega_c f \alpha_k \gamma_0 \quad (14b)$$

For strong absorption, $\gamma_0 \gg 1$, all three quantities C_{kl} , C_{kk} and \bar{I}_k diverge $\propto \sqrt{\gamma_0}$ [see Fig 3(a)]. The ratio $C_{kl} / (\bar{I}_k \bar{I}_l)^{1/2}$ tends to $0.062 f (\alpha_k \alpha_l)^{1/2} / N$, and the ratio $(C_{kk} - \bar{I}_k) / \bar{I}_k$ to $\frac{1}{2} f \alpha_k$ [see Fig 3(b)]. The long-range correlation does not

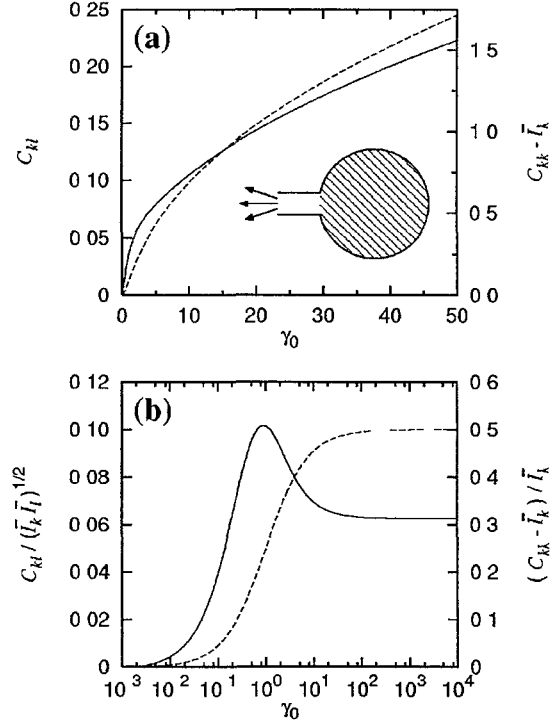


FIG 3 Correlators of the radiation emitted from a disordered optical cavity (inset), as a function of the absorption rate γ_0 , at the center of the absorption line with Lorentzian profile (The absorption rate is normalized to the mean dwell time) (a) Long-range correlation C_{kl} (solid line), in units of $\Omega_c f^2 \alpha_k \alpha_l / N$, and short-range correlation $C_{kk} - \bar{I}_k$ (dashed line), in units of $\Omega_c f^2 \alpha_k^2$ (b) Same correlators, but now normalized by the mean photocurrent (The left axis is in units of $f \sqrt{\alpha_k \alpha_l} / N$, the right axis in units of $f \alpha_k$) The long-range correlation persists in the limit $\gamma_0 \rightarrow \infty$ because of partial absorption in the tails of the absorption line

vanish as $\gamma_0 \rightarrow \infty$, because there remains a tail of frequencies with moderate absorption and thus a wide distribution of scattering strengths, even if the system behaves like an ideal blackbody for frequencies near ω_0 .

In summary, we have shown that the thermal radiation emitted by random media contains long-range spatial correlations in the intensity. The long-range correlation has information on the spectral variation of the scattering strengths that is not accessible from the luminosity. We have analyzed two types of systems in detail, providing specific predictions that we hope will motivate an experimental search for the long-range correlation.

This work was supported by the Dutch Science Foundation NWO/FOM.

- [1] R. Hanbury-Brown and R. Q. Twiss, *Nature (London)* **178**, 1046 (1956).
- [2] D. H. Boal, C.-K. Gelbke, and B. K. Jennings, *Rev. Mod. Phys.* **62**, 553 (1990).
- [3] L. Mandel and E. Wolf, *Optical Coherence and Quantum Optics* (Cambridge University Press, Cambridge, 1995).

- [4] C. W. J. Beenakker, *Phys. Rev. Lett.* **81**, 1829 (1998).
- [5] J. R. Jeffers, N. Imoto, and R. Loudon, *Phys. Rev. A* **47**, 3346 (1993).
- [6] R. Matloob, R. Loudon, S. M. Barnett, and J. Jeffers, *Phys. Rev. A* **52**, 4823 (1995).
- [7] T. Gruner and D. G. Welsch, *Phys. Rev. A* **54**, 1661 (1996).

- [8] C W J Beenakker, Rev Mod Phys **69**, 731 (1997)
- [9] P A Mello and S Tomsovic, Phys Rev B **46**, 15 963 (1992)
- [10] P W Brouwer, Phys Rev B **57**, 10 526 (1998) Equation (13c) contains a misprint The second and third terms between brackets should have, respectively, minus and plus signs, instead of plus and minus
- [11] C W J Beenakker, in *Diffuse Waves in Complex Media*, NATO Advanced Study Institute, Series E Applied Sciences, edited by J P Fouque (Kluwer, Dordrecht, in press)