



Universiteit
Leiden
The Netherlands

Chemical evolution in space - A source of prebiotic molecules

Greenberg, J.M.

Citation

Greenberg, J. M. (1983). Chemical evolution in space - A source of prebiotic molecules. *Advances In Space Research*, 3, 19-33. Retrieved from <https://hdl.handle.net/1887/6721>

Version: Not Applicable (or Unknown)

License: [Leiden University Non-exclusive license](#)

Downloaded from: <https://hdl.handle.net/1887/6721>

Note: To cite this publication please use the final published version (if applicable).

CHEMICAL EVOLUTION IN SPACE — A SOURCE OF PREBIOTIC MOLECULES

J. Mayo Greenberg

*Laboratory Astrophysics, University of Leiden, P.O. Box 9504,
2300 RA Leiden, The Netherlands*

ABSTRACT

In Laboratory Astrophysics at Leiden University a laboratory analog for following the chemical evolution of interstellar dust in space shows that the dust contains the bulk of organic material in the universe. We follow the photoprocessing of low temperature (10 K) mixtures of ices subjected to vacuum ultraviolet radiation in simulation of interstellar conditions. The most important, but necessary, difference is in the time scales for photoprocessing. One hour in the laboratory is equivalent to one thousand years in low density regions of space and as much as, or greater than, ten thousand to one million years in the depths of dense molecular clouds. The ultimate product of photoprocessing of grain material in the laboratory is a complex nonvolatile residue which is yellow in color and soluble in water and methanol. The molecular weight is greater than the mid-hundreds. The infrared absorption spectra indicate the presence of carboxylic acid and amino groups resembling those of other molecules of presumably prebiological significance produced by more classical methods. One of our residues, when subjected to high resolution mass spectroscopy gave a mass of 82 corresponding to $C_4H_6H_2$ after release of CO_2 and trace amounts of urea suggesting amino pyrroline rings.

The deposit of prebiotic dust molecules occurred as many as 5 times in the first 500-700 million years on a primitive Earth by accretion during the passage of the solar system through a dense interstellar cloud. The deposition rate during each passage is estimated to be between 10^9 and 10^{10} g per year during the million or so years of each passage; i.e. a total deposition of $10^9 - 10^{10}$ metric tons of complex organic material per passage.

INTRODUCTION

Although the major obvious constituents of our Milky Way are the stars, the space between the stars is far from empty. Indeed it is from the matter which fills this space that new stars are continually being born. What is this interstellar material and what role can it possibly play in the story of the origin of life?

Atoms. Most of the interstellar medium is hydrogen which was created in the earliest stages of our universe. The formation of the heavier elements has been an ongoing process ever since the first stars were born. What we see today, on the grand scale, is a distribution of the elements which have been produced by stars and ejected back into space. Following helium which plays no role in the interstellar chemistry, the group of elements comprising oxygen, carbon and nitrogen constitute about one part in a thousand by number relative to hydrogen. The next most abundant group —magnesium, silicon, iron and sulphur— are less abundant by a factor of ten. It is obvious that in space the elements which are required for organic molecules are the most abundant.

Molecules and Dust. Since the advent of the discovery of formaldehyde (H_2CO) in the interstellar gas in 1969 [1] a wide range of molecular species have been detected. The most abundant of these is carbon monoxide (CO) and a listing of the molecules detected to date (see Table 1) is convincing evidence that there is a very active chemical factory in space [2]. However, as we shall see, these are only the "tip of the iceberg". The most complex and abundant molecules are not in the gas but rather must be in small solid particles called interstellar dust which float about in the gas. What these dust particles are, both chemically and physically, will therefore be our principal theme. However, first let us consider where and how much dust there is, and how this relates to the amount and presence of hydrogen and other molecules.

TABLE 1. Molecules and Ions Identified in the Interstellar Gas.

CN	NS	SO ₂	C ₃ N	-----	HC ₅ N
CH	C ₂	C ₂ H	HNCS	CH ₃ CN	-----
CH ⁺	NO	N ₂ H ⁺	C ₂ H ₂	(NH ₂)HCO	CH ₃ COOH
H ₂	-----	HCO	-----	CH ₃ OH	-----
OH	H ₂ O	HCS ⁺	HC ₃ N	CH ₃ SH	C ₂ H ₅ OH
CO	HCN	-----	HCOOH	-----	(CH ₃) ₂ O
CS	HCO ⁺	NH ₃	H ₂ CNH	CH ₃ COH	CH ₃ CH ₂ CN
SiO	HNC	H ₂ CO	H ₂ NCN	CH ₃ NH ₂	HC ₇ N
SO	OCS	H ₂ CS	H ₂ C ₂ O	CH ₃ CHCN	-----
SiS	H ₂ O	HNCO	HC ₄	CH ₃ C ₂ H	HC ₉ N

Distribution of Gas and Dust. In Figure 1 we see an example of a spiral galaxy similar to ours (M51). The spiral arms are seen because they contain the brightest stars. However, the spiral arms are perhaps even better delineated by the dark lanes at the inner edges of the arms. These dark lanes are produced by the blocking of the light of the stars by concentrations of the interstellar dust acting just like a smoke screen. In Fig. 1 a superposition of the peak gas contours is seen to closely coincide with the dark dust lanes. This shows that where the dust is dense so is the gas; i.e. the dust is correlated with the gas. Fig. 2 shows how a spiral galaxy looks when seen edge-on. The dark band separating the two halves of the galaxy is again produced by the light blocking power of the dust which is concentrated in a thin disk within the galaxy of stars. It turns out, from observations of the gas, that the gas is also concentrated within a thin disk along with the youngest population of stars.




Fig. 1. Photograph of a spiral galaxy (M51) seen face-on. The dark bands at the inner edges of the spiral arms are the clearly defined concentrations of the dust. Superimposed on the photograph are solid lines showing the peak in the continuum radiation at 1415 MHz. These lines appear to coincide well with the dust lanes (From Mathewson et al. 1972, *Astron. Astrophys.* 17, 468).



Fig. 2. The distant spiral galaxy NGC 4565. This galaxy seen on edge exhibits a dark band in its central plane, indicating the concentration of extinction by interstellar dust.

Although we can say that the dust and gas have a well-defined general distribution within the galaxy, a brief glance at the night sky reveals a highly inhomogeneous and patchy structure. The interstellar medium actually consists of a chaotic distribution of gas/dust clouds with a variety of densities always in motion and passing from one phase to another in their evolution with the most dramatic phase appearing when new stars are formed. The widest variety of molecules is associated with clouds in intimate association with star formation. These clouds usually have densities of hydrogen greater than $n_{\text{H}} = 100 \text{ cm}^{-3}$ and are called dense or molecular clouds.

From the combination of observations of the mean amount of starlight extinction per unit distance and from the mean size of the dust grains which we infer from the color dependence of this extinction we can derive a mean spatial number density of about one particle per 10^{12} cm^3 ; i.e. about one particle in a cube whose sides are 100 meters—larger than a football field! In dense clouds this density may be higher by a factor of 10^4 to 10^6 and, in protostellar nebulae, much higher. Going with the dust, or vice versa, is a mean hydrogen density of about $n_{\text{H}} = 1 \text{ cm}^{-3}$. We see that, by terrestrial standards, even in a dense interstellar cloud the pressure is $p = 3n_{\text{H}} 10^{-20} \text{ mbar}$ which is a very good vacuum. However the vastness of space more than compensates for the low density when one considers the total mass of the interstellar material. For example, although the one hydrogen atom per cubic centimeter gives an average spatial density of $1.66 \times 10^{-24} \text{ g cm}^{-3}$, the mean stellar number density gives only a factor of ten greater; i.e. the mass of gas (mostly hydrogen) relative to stars is about 10%. Similarly the mass density of the dust relative to gas turns out to be about 1%, so that relative to the stars it is $1 + 1000$. This is a large amount when compared with estimates of the total planetary mass. In our solar system, for example, the mass of all planets together—mostly in Jupiter—amounts to about $1 + 1000$ relative to the sun's mass. Therefore, even if every star in our Milky Way has a planetary system like ours, their mass would not exceed that of the interstellar dust. One can therefore state with confidence that the overall mass of the small dust particles in space probably exceeds that of all possible Earth-like planets by many orders of magnitude. We shall come back to this later because a mere comparison of relative masses of two species of objects does not necessarily define their relative importance in all contexts.

The molecules are generally concentrated in the denser regions in space although evidence for some molecules like HC_5N , H_2CO and certainly CO is seen in relatively tenuous regions called diffuse clouds with hydrogen densities of $n_{\text{H}} = 10 \text{ cm}^{-3}$. Although the total number of molecules identified is large, about 50, their absolute number is, with the exception of CO , quite small with respect to the cosmic abundance availability of their constituents. In fact, if we count all the molecules seen and compare their total mass with that of the dust it is less by a factor of at least 100 unless we include CO in which case it may be as large as, but generally considerably less than, $1/2$.

The Interstellar Environment. The typical gas kinetic temperatures of diffuse clouds is $T = 100$ K. For molecular clouds the temperature range is $10 \text{ K} \lesssim T \lesssim 50 \text{ K}$. Thus in a diffuse cloud with a mean density $n_{\text{H}} = 10 \text{ cm}^{-3}$ a hydrogen atom has a typical speed of about $v_{\text{H}} = 1.5 \text{ km s}^{-1}$ and in a molecular cloud, with mean density $n_{\text{H}} > 1000 \text{ cm}^{-3}$, $T = 10\text{--}50 \text{ K}$ so that a CO molecule has a gas kinetic speed of about $v_{\text{CO}} = 0.1 \text{ km s}^{-1}$.

In Table 2 the mean properties of the interstellar medium are summarized.

TABLE 2. Average Properties of Gas, Radiation and Dust in the Interstellar Medium

<u>Gas</u>		
0.1 +	$\langle n_{\text{H}} \rangle = 1 \text{ cm}^{-3}$	+ 10^5
	$\langle n_{\text{O+C+N}} \rangle = 10^{-3} n_{\text{H}}$	
	O : C : N = 6.8 : 3.7 : 1	
	$\langle n_{\text{Mg+Si+Fe}} \rangle = 10^{-4} n_{\text{H}}$	
	Mg : Si : Fe = 1 : 1 : 1	
10,000 K +	$T_{\text{gas}} = 100 \text{ K}$	+ 10K

Ultraviolet Radiation in Low Density Clouds

$$\langle n_{\lambda} \rangle = 3 \times 10^{-3} \text{ cm}^{-3}$$

$$\lambda_{\text{t}} = 2000 \text{ \AA} : h\nu_{\text{t}} = 6 \text{ eV}$$

Dust in Low Density Clouds

Core mantle particles (\equiv c-m)

$$a_{\text{core}} = 0.05 \text{ \mu m}, \quad \bar{a}_{\text{mantle}} = 0.12 \text{ \mu m}$$

$$\langle n_{\text{d}} \rangle = 10^{-12} n_{\text{H}} \equiv \langle n_{\text{c-m}} \rangle$$

$$T_{\text{dust}} = 10 \text{ K}$$

Very Small Bare (b) Particles

$$a_{\text{b}} = 0.005 \text{ \mu m}$$

$$\langle n_{\text{b}} \rangle = 10^3 \langle n_{\text{d}} \rangle$$

Close to hot young stars the temperature of the gas can be as high as 10,000 K in a region of fully ionized hydrogen thus an HII (or ionized hydrogen) region. In the cool clouds, the hydrogen is un-ionized. We refer to these as HI regions.

The mean radiation energy density coming from the general stellar population is about 0.5 eV cm^{-3} of which about 0.003 eV cm^{-3} is in ultraviolet photons with energy greater than 6 eV. This energy is selected as a rough threshold value for photodissociation of most molecules (see Table 3).

The interstellar medium is far from thermal equilibrium. Curiously, although both the gas temperature and the dust temperature are basically governed by the radiation from stars, the dust is generally much colder than the gas, the only exceptions being in regions of very high gas density. The mean temperature of the dust grains, which is reached by a balance between absorption of radiation from the ambient field and emission of radiation by the small dust grains, is only about 10 K [3]. It is only near energetic sources of radiation that grain temperatures get as high as 50 or 100 K. Of course, very close to hot stars temperatures in the thousands, leading to complete evaporation, occur. But this affects only a very small fraction of all the dust grains at any one time.

TABLE 3. Some Approximate Molecule and Radical Bond Dissociation Energies Adopted from Calvert and Pitts, 1966, Photochemistry, J. Wiley, and Sons, N.Y.

Bond Broken R-R'	ΔE (eV)	Bond Broken R-R'	ΔE (eV)
OH - H	5.14	CH ₂ CH - H	4.54
O - H	4.40	CH ₃ - CH ₂ O	0.54
O - O	5.16	OCH ₂ - H	1.02
S - O	5.44	HCO - H	3.79
OS - O	5.66	H ₂ C - O	7.59
H - H	4.50	CH ₃ CO - H	3.79
C - O	11.17	H - CO	0.755
OC - O	5.48	C ₂ H ₅ - H	4.27
CH ₂ - CO	2.32	CH ₃ - CH ₃	3.62
CH ₃ - OH	3.84	N - O	6.52
CH ₃ - H	4.40	NH ₂ - H	4.47
C - H	3.53	NH - H	4.14
CH - H	5.48	N - N	9.78

PHOTOCHEMICAL PROCESSING OF DUST.

Interstellar Grain Model. A working model for interstellar grains [4] consists primarily of two characteristic sizes of particles: 1) core-mantle particles of size $\approx 0.12 \mu\text{m}$ (radius) with cores of silicates of radius $\approx 0.05 \mu\text{m}$ and mantles of accreted molecules made up mainly of oxygen, nitrogen, carbon and hydrogen; 2) Bare particles of size $\lesssim 0.01 \mu\text{m}$ probably made of individual particles of silicates, carbon and perhaps large organic molecules. The bulk of the mass of the dust is in the core-mantle particles and we shall limit our discussion primarily to their chemical evolution.

While a core-mantle particle floats about in a cloud of gas it is continually being bombarded by energetic ultraviolet photons. These photons originate either in distant or nearby stars or arise from shocks produced by stellar winds within the clouds. If we were to consider the composition of a grain mantle as consisting, for example, of a frozen mixture of such simple molecules as water (H₂O), methane (CH₄) and ammonia (NH₃), as was proposed by Van de Hulst some 30 years ago [5] we realize that, in the course of some time, depending on the ultraviolet flux, these molecules will be broken by photons which penetrate the grain. This is schematically illustrated in Figure 3. It turns out that for a typical sized grain (semi thickness $a = 0.12 \mu\text{m}$) of such initial composition the flux ϕ_{uv} of ultraviolet photons in the mean interstellar medium is sufficient to break every molecular bond in the grain in some tens to hundreds of years; hundreds if the flux in $\phi = 10^8 \text{ cm}^{-2} \text{ s}^{-1}$ as given by Habing [6] or tens if as given by Metzger (private communication).

Since the time scales which prevail in the interstellar medium are generally in the range of $10^6 - 10^8$ years we see that a grain has little chance of remaining chemically static. What can occur within an individual grain as a result of ultraviolet photons is pictured in Figure 3. In the first instance ultraviolet photons may break up the molecules which are in the grain, leaving the radical pieces frozen in. Sometimes these pieces may recombine to produce the original molecule. Sometimes, as pictured in the second step, adjacent radicals recombine to form new molecules. And sometimes, a radical may remain without reacting. At some stage, pictured in the last step of Figure 3, we envisage a grain which consists of a reconstituted frozen melange of molecules and radicals of varying complexity. As we shall see, this sequence forms but one element in the overall chemical evolution of a grain mantle but it is the basic process of photodissociation which leads to all that follows.

Free Radical Storage, Triggered Reactions and Explosions. If a grain were to remain at a constant temperature in a constant bath of ultraviolet radiation it would probably arrive at an ultimate steady state in time scales of $10^6 - 10^8$ years so that the making and breaking of bonds and the mean molecular and radical composition would be on the average, unchanging. However, there are a number of sporadic events which may lead to a break in this state which, it turns out, is quite unstable.

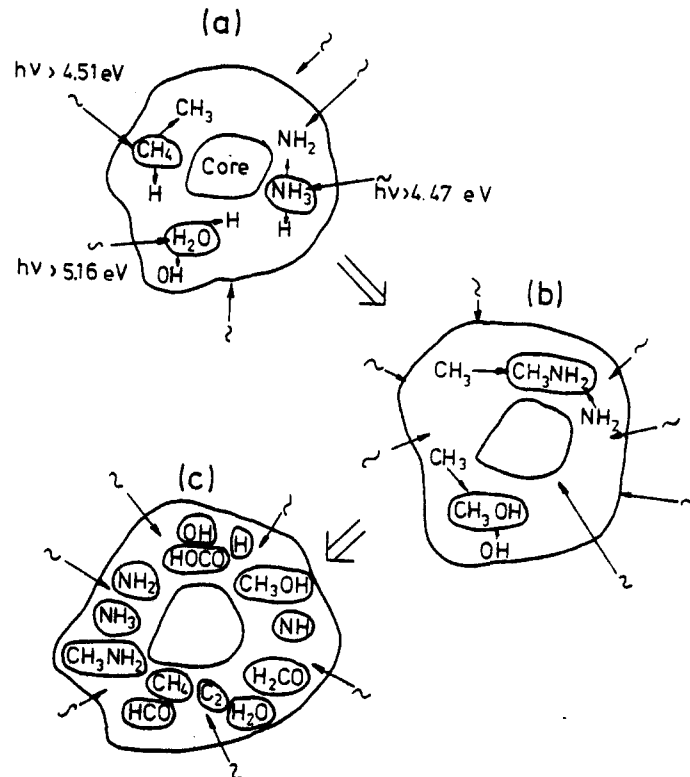


Fig. 3. Schematic evolution sequence for a grain mantle at 10 K subjected to ultraviolet photolysis. The processes illustrated are photodissociation, radical-radical combination, production of new molecules and radicals.

Free radicals are inherently highly reactive, containing an unpaired electron. When two free radicals come in contact they immediately combine, with no activation energy required, and release a significant amount of energy in the process, of the order, characteristically, of 4-5 eV. If enough free radicals (there is a critical number density) are stored in a grain, a triggering event may lead to a chain reaction in which the heat generated by radical reactions frees other frozen radicals and permits them to diffuse enough to find further radicals with which to react, the sequence building up sometimes to an explosive reaction in the grain. It is only because the mean grain temperature is as low as 10 K that the radicals are normally prevented from readily diffusing to produce such chain reactions [7].

LABORATORY ANALOG OF INTERSTELLAR GRAIN PHOTOCHEMISTRY

The Astrophysical Laboratory at the University of Leiden is the first to succeed in simulating the essential interstellar space conditions as they affect the evolution of interstellar grains. Although the impetus of this work arose exclusively out of an attempt to answer purely astronomical questions, its extension to a possible connection with problems of prebiological interest was quite natural, even inevitable.

In the 1940's the "dirty ice" model was proposed for the interstellar dust. In this model atoms of oxygen, carbon, nitrogen and hydrogen were assumed to accrete on the particle surfaces and combine with hydrogen to form a frost of the saturated molecules water (H_2O), methane (CH_4) and ammonia (NH_3) in relative abundances proportional to their cosmic abundances, thus leading to a particle dominated by H_2O ice but including other ingredients; thus the name "dirty ice".

With the introduction of new infrared detection techniques to astronomical problems it became possible in the mid-1960's to search for the expected strong H_2O ice absorption band at 3 microns due to the O-H stretch [8]. The initial results of such observations were negative in that they indicated H_2O ice to be far less abundant than predicted, this brought the dirty ice model into question. An alternative suggestion which allows for abundant oxygen in grains without much H_2O is that the general ultraviolet radiation field in space is capable of breaking the H_2O and other molecules in the solid particles so that in recombining, the oxygen need not return to the H_2O form, and therefore need not exhibit the 3 μm feature. This proposal was given a strong additional push with the announcement of the discovery in space of the (then) surprisingly complex molecule formaldehyde (H_2CO) by radio astronomers [9]. The obvious extension of the photodissociation-recombination proposal for reducing the H_2O abundance was that a simple molecule like H_2CO would be one of the most likely molecules produced by recombinations. The next step, to consideration of much more complex molecules, followed easily. Indeed, there was an analogy between the photochemical processing of the small interstellar grains [10] and the energetically induced (lightning, etc.) chemical processing in the presumptive primitive Earth's atmosphere as simulated by Miller and Urey [11].

However, though some of the processes which could be induced by ultraviolet radiation in interstellar grains must resemble those which were presumed to have occurred in the atmosphere, there are also some basic differences. One is that at the very low temperatures of grains the broken molecular species are inhibited from moving freely to find a partner to recombine with. Secondly, the molecules in the solid are at all times in direct contact with each other rather than widely separated as in a gas, so that relaxation times are orders of magnitude smaller.

How the mixing and recombination occurs in the dust involves some processes, in addition to the basic ultraviolet photodissociation, which occur as the grains move about in space.

Laboratory Methods. A schematic of the main elements of the experimental set-up is shown in Figure 4. The two key components are the maintenance of low temperature and the ultraviolet radiation source. The low temperature is achieved by means of a closed cycle helium cryostat within which one gets temperatures as low as 10 K on a "cold finger" which can variously be an aluminium block or a transparent window of glass, sapphire or lithium fluoride mounted on a metal ring. Various gases may be controllably allowed to enter the vacuum chamber of the cryostat (pressure down to 10^{-8} torr) via a capillary tube. These gases condense as a frost on the cold finger which acts then like the core of the interstellar grains. On one port to the chamber is mounted a source of vacuum ultraviolet radiation. Through another port (or pair of ports) we may direct the beam of an infrared spectrometer which measures the infrared absorptions in the sample on the cold finger in the range $2.5 \mu - 25 \mu$ (4000 cm^{-1} to 400 cm^{-1}). This is the "finger-print" region for identifying molecules by their stretching, bending and rocking modes of oscillation in a solid. Other measurements are made of pressure, chemiluminescence, mass spectra, and visible absorption. Further descriptive details of the equipment as it existed several years ago may be found elsewhere [12].

TABLE 4. Comparison between Laboratory and Interstellar Conditions

	Laboratory	Interstellar
Grain mantle		
initial composition	$\text{CO}, \text{H}_2\text{O}, \text{NH}_3, \text{CH}_4 \dots$	All condensible species
thickness	0.1 μm to 10 μm	$\approx 0.1 \mu\text{m}$
temperature	$> 10 \text{ K}$	$> 10 \text{ K}$
Gas: pressure of condensible species	10^{-7} mbar	$3n_{\text{H}} \times 10^{-20}$ mbar
Ultraviolet flux		
$\lambda < 2000 \text{ \AA}$	$10^{15} \text{ cm}^{-2} \text{ s}^{-1}$	$10^8 \text{ cm}^{-2} \text{ s}^{-1}$
Time scales		
Diffuse clouds ^{a)}	1 hr.	10^3 yrs.
Dense clouds ^{b)}	1 hr.	$\sim 10^4 - 10^6$ yrs.

a) $n_{\text{H}} = 100 \text{ cm}^{-3}$

b) $n_{\text{H}} = 1000 \text{ cm}^{-3}$

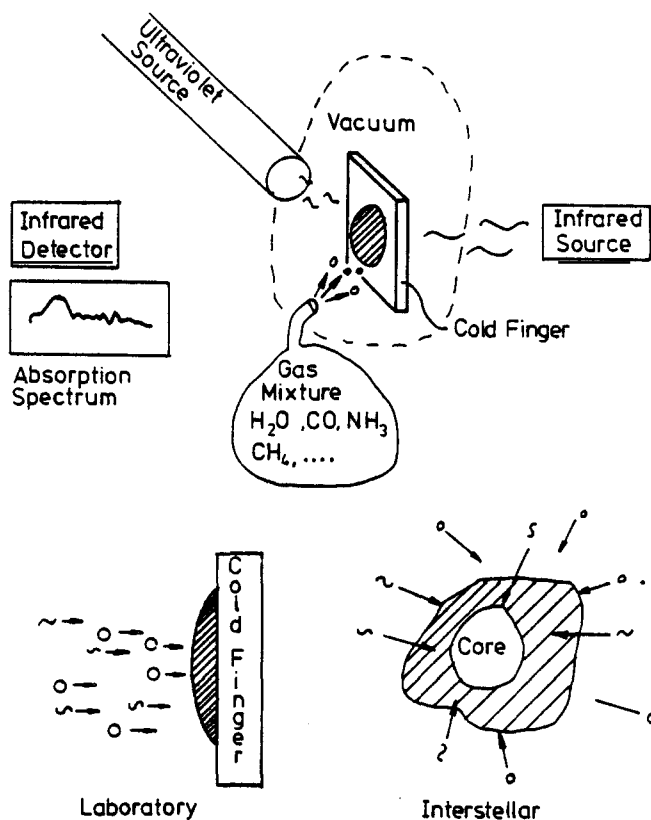


Fig. 4. Schematic of the laboratory analog method for studying interstellar grain evolution. Molecules are deposited as a solid on a cold finger in a vacuum chamber and irradiated by ultraviolet photons. The infrared absorption spectrum shows the appearance and disappearance of various molecules and radicals. The cold finger may be an aluminium (~ 3 cm) or a glass, sapphire or LiF window.

A comparison between laboratory and interstellar conditions is seen in Table 4. The most important, but necessary, difference is in the time scales for photoprocessing. One hour in the laboratory is equivalent to one thousand years in the diffuse cloud medium and as much as or greater than ten thousand to one million years in the depths of dense molecular clouds.

Types of Experiments. The basic mode of operation consists of deposition of mixtures of simple volatile molecules— CH_4 , CO , CO_2 , O_2 , N_2 , NH_3 , H_2O —and simultaneous irradiation as they freeze on the cold finger. Sometimes irradiation is continued after deposition is stopped. We simulate in this way the accretion and photoprocessing of grains in molecular clouds. The principal laboratory sequences and operations are: 1) Measurement of the infrared absorption spectra of unirradiated pure samples and mixtures at $10^\circ K$. Infrared studies also made of warmed and recooled samples. 2) Measurement of the infrared spectra following irradiation to detect presence of radicals and new molecules. 3) Measurement of the infrared spectra of irradiated material following warmup to detect disappearance of frozen radicals and formation of new molecules. 4) Measurement of the visible absorption spectra of irradiated and warmed up samples. 5) Simultaneous measurement of chemiluminescence (visible) and vapor pressure during warmup of irradiated samples. 6) Production of an explosion in the warmup period by thermally insulating the sample from the cold finger. 7) Taking infrared spectra and mass spectra of complex non-volatile residues remaining after warmup to room temperature. 8) Determining the visible absorption spectra of non-volatile residues.

Some Experimental Results. The basic justification for the experiments which show how interstellar grains evolve towards a chemical composition of prebiological interest must come from comparison with astronomical observations. This has been discussed elsewhere

[13]. I shall limit the discussion here to those aspects which bear more directly on the production of molecules of possible prebiotic interest. In Figure 5 two sequences of irradiation of mixtures are shown by their infrared absorption spectra. In both sequences, some of the new species of molecules and radicals which appear following ultraviolet photolysis are labeled. In the upper sequence, an aspect of particular note is that, following warmup, there appears a great change in the character of the spectrum (here shown only in the range $< 1800 \text{ cm}^{-1}$ but similar changes occur at higher frequencies). The features which appear after evaporation of the volatile components are much broader and are on their way to appearing as they do in the nonvolatile residue following total warmup (see Figure 6). In the lower pair of comparison spectra see the growth of the formaldehyde (H_2CO) feature at around $6 \mu\text{m}$ and compare it with the H_2O and NH_3 features. It appears that H_2CO is produced abundantly in situ within the grain analog material. The formaldehyde molecule is not terribly abundant in space, but so far no mechanism for its formation in the gas phase has proven adequate to account for what is observed consistent with its depletion by accretion on grains [14]. Consequently, its copious production within the grains and a mechanism for molecule ejection is required. The latter is shown next.

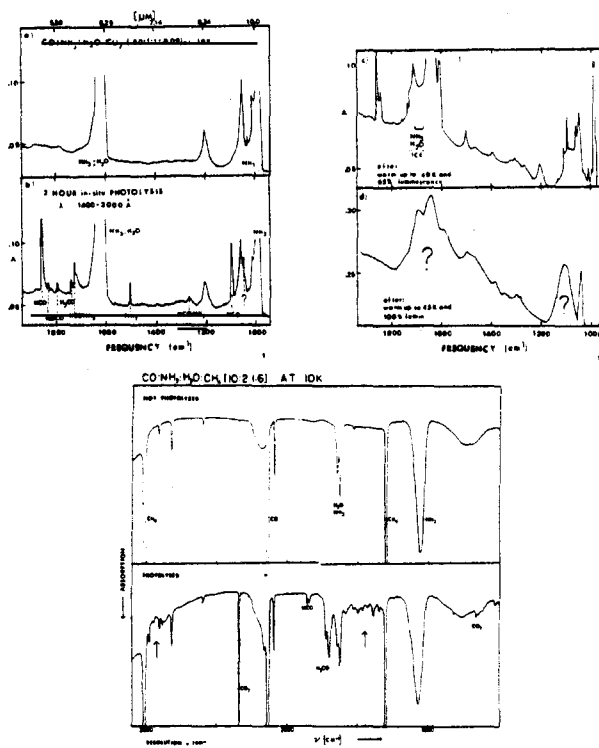


Fig. 5 Infrared absorption spectra of two sample analog grain mantles. Left side of upper sequence and the two lower spectra show first the features in unirradiated samples and then the spectra of the irradiated samples showing the appearance of new molecules and radicals produced by photoprocessing. Upper right hand pair of spectra clearly indicate the presence of complex molecules (unidentified) which appear as the more volatile species are evaporated away by warming up.

We note that the frozen free radicals, exemplified here by the formyl radical HCO , appear immediately in the infrared absorption spectra of irradiated samples. A special case of energy release by heating is the production of explosive reactions. Such reactions were predicted for interstellar grains [15] which would explain not only the source of complex molecules in the interstellar gas but their ability to maintain them against loss by depletion on the grains [16]. The experiments and application are being intensively pursued [17]. It has turned out that when the samples are warmed after photolysis they produce not only gradually varying luminescence and pressure but also spikes, indicating violent chain reactions. The major explosion always occurs at about 27°K when the material is literally blasted off the cold finger. The critical fractional density of radicals required to produce explosions is estimated to be $\sim 10^{-2}$ and this occurs when the relative flux of photons to accreting molecules is about 1:10. This implies an efficiency for free radical production (net number of radicals/number of incident photons) of about 10% which is approximately ten times higher than the conservative pre-experimental estimates [16].

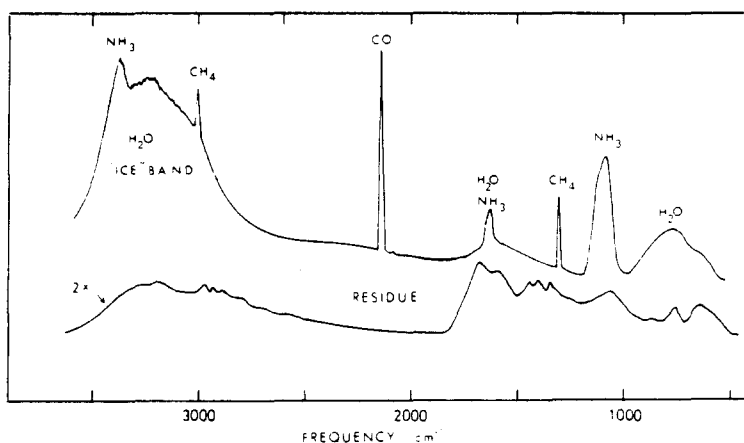


Fig. 6. Comparison of infrared absorption spectra of "yellow stuff" residue with 10 K mixture containing the same amount of oxygen, carbon and nitrogen in molecular form as in the initial (pre-irradiated) residue material. Note the complete absence of an H₂O ice band at 3.08 μm in the residue spectrum.

Subsequent to heating of irradiated samples, there always remains on the cold finger a yellow (near ultraviolet absorbing) nonvolatile residue. This residue remains indefinitely at room temperature and high vacuum (10^{-6} mbar). It is estimated that about 10% (2% to 20%) of the originally deposited volatile materials is converted into this yellow stuff in the interstellar equivalent time of $\sim 10^7$ years (an astronomically reasonable time). The infrared absorption spectra of a variety of materials produced from complex mixtures are characterized by the general features shown in Figure 6. The very broad band peaking at about 3200 cm^{-1} is typical of carboxylic acid groups and some of the features around $1600\text{--}1700\text{ cm}^{-1}$ (see also Figure 5) are identifiable with amino groups. These types of spectra are also found in complex molecular mixtures created by entirely different means and presumed to be of prebiological interest. See Figure 7 for a typical example [18]. The very broad "3 μm " absorption is not to be confused with the H₂O ice band. Some of the smaller features around 3.4 μm have been seen in space [19] and these are an indication that what we make in the laboratory is representative of what is made naturally in space and does not require invoking the presence of bacteria or viruses [20].

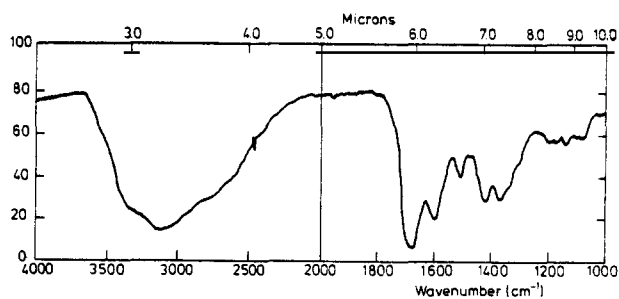
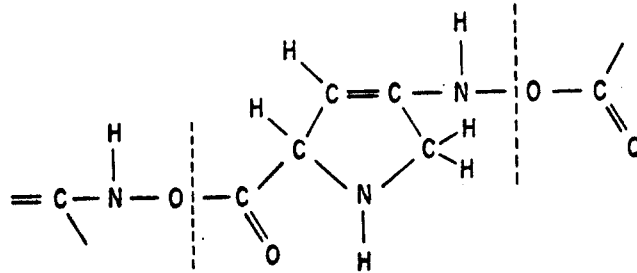


Fig. 7. Infrared absorption spectrum of an HCN-oligomerization product after Sephadex G-15 fractionation and HPLC separation. Identified as 8-carbomoyl adenine (Figure courtesy of A.W. Schwartz and A.B. Voet). This figure should be turned upside down to compare with Figure 6.

One of our early residues was found to have a molecular weight of 514 and its break-up components indicated its organic structure.

Insofar as the details of the chemical structure of our residues are concerned, a beginning has been made with some samples, one of which was examined by high resolution mass spectroscopy [20] and found to contain pieces, which appeared at about 400-500° K, identifiable as $C_4H_6N_2$, CO_2 and trace urea $((NH_2)_2CO)$. A tentative structure, as part of a polymer which contains amino pyrrole rings, is given by



It is interesting to speculate on this basis that we have a natural way of making porphyrins or porphyrin-like molecules in space as had been conjectured to exist some time ago [22]. An investigation is about to begin, with support from the National Aeronautics and Space Agency, in which trace quantities (~ 1%) of Fe will be deposited along with the O, C, N bearing molecules. I anticipate the possibility that this will produce some new and exciting results along these lines. The complex residues produced so far have all been water and methanol soluble.

EVOLUTION OF DUST.

Following the history of a typical interstellar grain we expect that it should have passed in and out of molecular clouds many times during its lifetime. It is only in the molecular clouds that it can accrete molecules. In the more tenuous region of space it is subjected to such a high ultraviolet flux relative to the collision rates of atoms that it can only survive if it is made of rather tough nonvolatile materials.

Chemical Composition of Dust in Diffuse Clouds. All attempts at observing the H_2O ice band in diffuse clouds have proven negative. This is consistent with these dust grains having had most of their volatiles, including H_2O , sputtered away in the process of their ejection out of the molecular cloud phase. Since the absorption strength of the organic refractory stuff is weak, this in combination with the extreme broadness of its 3 μm "feature" make it rather difficult to detect. However, smaller absorption features appear to have been detected [19]. We conclude that the negative evidence for solid H_2O in diffuse clouds may actually be providing us with positive evidence for the organic refractory materials, particularly if we add in the visible diffuse bands and the infrared bands to strengthen the argument.

Chemical Composition of Dust in Molecular Clouds. Although solid H_2O is seen in the absorption of molecular cloud grains, it has been difficult in the past to estimate its abundance because of lack of data on its index of refraction in mixtures. Leiden Astrophysics Laboratory data at 3 μm of H_2O containing mixtures has been used [23] to compare with the astronomical observation of the Becklin-Neugebauer (B.N.) protostellar object. See Table 5 for the distribution of the elements in the dust in a B.N. type molecular cloud. The result is that about 55% of the outer mantle is in the form of amorphous H_2O ice. This result is also consistent with calculations on grain mantle growth by surface reactions alone ignoring the photoprocessing [24]. Since the B.N. object is in a region of ongoing star formation, what we may be seeing are grains which are not in the molecular cloud steady state accretion-explosion phase, but rather grains which have grown in the last stages of final contraction and which are in a transition state between star formation and final ejection into the diffuse medium.

With or without this speculation, we can provide a substantial body of observational evidence which confirms the general ideas of photoprocessing of mixtures of oxygen, carbon and nitrogen bearing molecules in the various evolutionary phases of the interstellar dust, leading ultimately to a substantial grain component which is a complex organic material.

TABLE 5. Elemental Composition of Gas and Dust in Protostellar Type Molecular Clouds Relative to Cosmic Abundances.

	O	C	N	Si	Mg	Fe	
<u>Gas</u>							
Atoms + Ions	--	--	--	--	--	--	(a)
CO	0.05 (~0.01)	0.10 (~0.03)	--	--	--	--	(b)
Other	<0.01	<0.01	<0.01				(c)
<u>Molecules</u>							
<u>Dust</u>							
Core + bare	0.09	0.27		~1.0	~1.0	~1.0	
Mantle							(d)
Solid H ₂ O	0.22						
OR	0.11	0.42	0.22				
Other	0.05	0.11	0.26				
<hr/>							
Total Gas	0.06	0.11	0.01				
Total Solid	0.47	0.80	0.48				
Unaccounted	0.47	0.09	0.51				
Available for accretion	0.53	0.20	0.52				

- a) Not counting possible significant carbon ions as in Phillips et al. 1980, *Astrophys. J.* 238, L107.
 b) If depletion of gas CO in dense cores of molecular clouds (Rowan-Robinson, 1979, *Astrophys. J.* 234, 111).
 c) Actually observed (see text).
 d) Assumes extra grain mantle of 0.03 μm and the ice absorption for B.N. (see text).

Paraphrasing a nursery rhyme: What are little grains made of? Organics and ice and everything nice, that's what little grains are made of. Typical interstellar grains might be represented as in Figure 8.

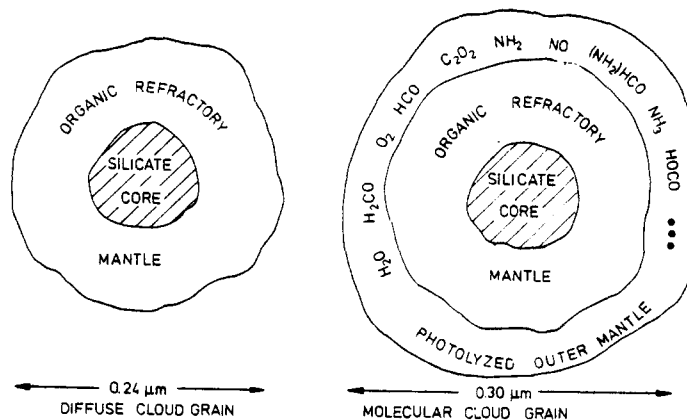


Fig. 8. Chemical models of interstellar grains in diffuse and molecular clouds. The molecular cloud mantle size shown here corresponds approximately to those in the BN type clouds. In protostellar clouds the outer mantle could be thicker.

INTERSTELLAR DUST ON THE EARTH.

How Much Organic Material is in a Cloud? As the Earth revolves around the sun, and the solar system as a whole revolves around the center of the Milky Way, we are continually passing through the gas and dust in space. The solar system at the current epoch is in the midst of the most tenuous kind of gas so that the interstellar dust can barely make its presence felt or observed and then only by measurements made outside of the earth's orbital plane. However at quite a few times in the past, the solar system was immersed in dense molecular clouds from which it could have gathered large quantities of dust and gas. Although we know the gas to contain many interesting organic molecules, including H_2CO and HCN , which can play a role in prebiotic chemistry, we also realize that the total fraction of available C, O, and N seen in these molecules is quite small compared to what we infer to be in the dust. Consequently, although we may use the gas phase molecules as an indicator, we will consider that the bulk of molecules are bound in the dust.

In the steady state regime in molecular clouds, the accretion-explosion balance cycles roughly 75% of the cosmically abundant atoms and molecules containing O, C and N as volatiles between the gas and dust. The remaining ~ 25% are in the organic refractory yellow stuff of the inner grain mantle. Of the 75% labile material, approximately 50% is at any moment on the grain so that ~ 65% of the total are in the dust [17]. From this, we conservatively estimate that 0.1% of all the mass of our entire Milky Way is in the dust. For example, in a molecular cloud of 1 parsec radius (~ 3 light years) and a hydrogen density $n_H = 10^4 \text{ cm}^{-3}$, the complex organic molecules alone of which about 1/2 may be the very complex yellow stuff, account for a mass equal to that of our sun.

Accretion of Interstellar Matter by the Primitive Earth. There are many ways by which matter from space has been, and still is, deposited on the Earth. For example, when the Earth was first formed, there were enormous quantities of debris still remaining in the solar system which bombarded the Earth's surface [25]. Furthermore, since the solar system may be presumed to have formed and remained for several million years within a molecular cloud complex it would have continued to accrete large quantities of interstellar matter during this time. However, the current thinking about the state of the Earth's surface at such an early epoch makes it highly unlikely that even abundant deposits of prebiotic material could have either survived or found a suitable environment. On the other hand, since there now appears to be evidence for life having already been present on the Earth some 3.8 billion years ago we must limit ourselves to the questions of when and how prebiotic matter could have been deposited on the terrestrial surface during this first 700 million years and actually perhaps in an even narrower time frame between ~ 300 and 700 million years. I shall consider here only the accretion during passage of the solar system through dense clouds. Clouds of comets have been considered elsewhere [26].

It turns out that at the distance of the sun from the galactic center, the solar system is rotating about the galactic center at about twice the angular speed of the spiral pattern. Therefore, since the pattern consists of two main spiral arms and since the galactic rotation period of the solar system is about 200 million years [27], the sun and Earth pass through a relatively high concentration of dust and gas at the inner edges of spiral arms (see Figure 1) every 110 million years. This is shown schematically in Figure 9. We have thus passed through a spiral arm some 40 times since the formation of the solar system. It can be estimated [28] that at the present epoch the collision probability of the earth with clouds of hydrogen density $n_H \sim 2 \times 10^3 \text{ cm}^{-3}$ is about 0.25 for each passage through a spiral arm. As a rough approximation we may assume that 4×10^9 years ago the amount of interstellar matter was about twice its present value, so that during the first several hundred million years the probability for the cloud encounters was about twice as large as now. The number of clouds with density $n_H \sim 10^4 \text{ cm}^{-3}$ is somewhat less certain than that for the lower densities because of observational selection effects. However, a rough approximation to the fall-off in cloud number density is that it decreases inversely as matter density. We conclude then that during the first 700 million years the probability was of the order of unity that the Earth passed through one very dense cloud ($n_H > 10^4 \text{ cm}^{-3}$) and that the passage through clouds of density $n_H > 10^3 \text{ cm}^{-3}$ probably occurred as many as 3-4 times. We ignore the clouds of lower density because they probably deposit material at too low a rate to be important. Perhaps this should be examined further because these clouds are far more abundant.

The rate of input of complex prebiotic type dust molecules during cloud passage is in the range of 10^3 to 10^4 metric tons (1 metric ton = 10^6 g) per year.

Since the passage time through a typical cloud is 10^5 - 10^6 years, the total deposition is between 10^8 and 10^{10} ton which is 10^{-14} to 10^{-12} of the Earth's total mass. This is far greater than the current biomass of the Earth.

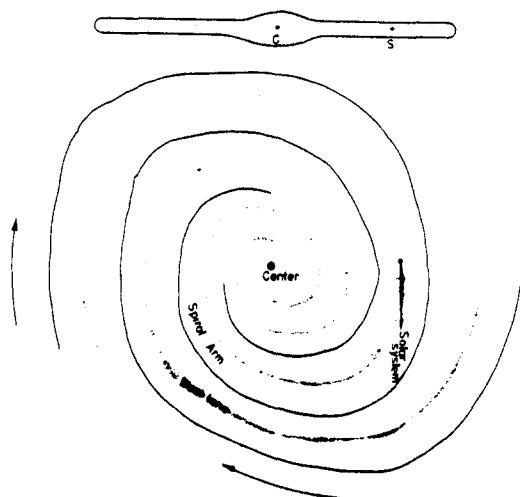


Fig. 9. Schematic diagram of a spiral galaxy seen edge-on and face-on showing the concentration of dust. The position and relative velocity of the solar system with respect to the spiral pattern is illustrated at a time when it was passing through a region where the dust clouds are concentrated.

We may probably assume no modification of the chemical composition of the dust as it impinges on the Earth. Any existing atmosphere would act like a cushion slowing down these submicron particles without significantly heating them as occurs for much larger meteors and even the interplanetary dust [29]. However, although the nonvolatile component would be unaffected, the more volatile constituents in the outer mantle of the dust would have partially, if not totally, evaporated because of heating by the sun.

Interstellar Dust in Comets. It is currently believed that comets are a good representative sample of the interstellar matter out of which they form. As such, their chemical composition is basically that of the interstellar dust at the final stage in the prestellar nebula.

This composition is illustrated in Table 6 where it is assumed that all the atoms and molecules in the gas have accreted on the dust. Comet collisions with the earth have undoubtedly contributed substantial quantities of organic material in the past and indeed, many have contributed as much or more than that by the direct accretion of the interstellar dust. However the explosive reaction which occurs on impact of a comet likely would lead to sufficient heating to pyrolyze the complex molecules. Nevertheless a relatively high local concentration of organic material should result and perhaps be conducive to rapid continuing chemical evolution.

TABLE 6. Suggested Chemical, Mass and Volume Distribution of the Principal Condensable Atomic Constituents in a Comet.

Component Fraction	Mass	Density Fraction	Volume
Silicates	0.21	3.5	0.086
Carbon	0.06	2.5	0.034
Very complex OR	0.19	~ 1.3	0.21
H ₂ O	0.19	1	0.27
CO	0.10	1.05	0.13
Other molecules + radicals (CO ₂ , N ₂ , HCN, H ₂ CO, HCO, ...)	0.25	1.3	0.27

CONCLUSION

The chemical evolution of interstellar matter via gas phase and solid reactions leads to an enormous reservoir of organic molecules in the space between the stars. The impressive sampling of organic molecules seen by radioastronomical methods in the gas is but a small part of the total of which, by mass and complexity, the major portion floats about in small frozen submicron sized particles of interstellar dust. The accretion of substantial masses of interstellar dust from space by a planet like the Earth occurs with high probability in the early stages of crustal development. It is suggested that the high degree of complexity of the dust organics may have been adequate to provide the chemical templates leading to the origin of life at the first opportune time in the Earth's formation, perhaps previous to very substantial complex molecule formation in a primitive terrestrial atmosphere. The question of whether the ultimate dust composition is so ordered as to give such a head start can only be established by further intensive laboratory studies in solid phase photochemical evolution of interstellar dust particles.

ACKNOWLEDGEMENTS

This work has been supported in part by grants from the Netherlands Organization for Pure Research (ZWO). The contributions by all my colleagues in the department of Laboratory Astrophysics at Leiden University and by Professor De Jong in the department of Pharmacology are gratefully acknowledged.

REFERENCES

1. L.E. Snyder, D. Buhl, B. Zuckerman and S. Palmer, Phys. Rev. Letters **22**, 679 (1969).
2. A.P.C. Mann and D.A. Williams, Nature **283**, 721 (1980).
3. J.M. Greenberg, Astron. Astrophys. **12**, 240 (1971).
4. S.S. Hong and J.M. Greenberg, Astron. Astrophys. **88**, 194 (1980).
5. H.C. de Hulst, Rech. Astr. Obs. Utrecht **11**, part 2 (1949).
6. H.J. Habing, Bol. Ast. Inst. Ned. **19**, 421 (1968).
7. G.C. Pimentel, in Formation and Trapping of Free Radicals, eds. A.M. Bass and P. Broida, (Academic Press, N.Y.) chapter 4, p. 69, 1960.
8. E.R. Danielson, N.J. Woolf and E.J. Gaustad, Astrophys. J. **141**, 116 (1965).
9. See 1.
10. J.M. Greenberg, A.J. Yencha, J.W. Corbett and H.L. Frisch, Mem. Soc. Roy. Sciences Liège, 6e serie, Tome III, 425-463, 1972.
B. Khare and C. Sagan, in Molecules in the Galactic Environment, eds. M.A. Gordon and L.E. Snyder (Wiley and Sons, N.Y.), 1973.
11. S.L. Miller, Science, **117**, 528 (1953).
12. W. Hagen, L.J. Allamandola and J.M. Greenberg, Astrophys. & Sp. Sci. **65**, 215 (1979).
13. J.M. Greenberg, in Submillimetre Wave Astronomy, eds. J.P. Phillips and J.E. Beckman, Cambridge University Press, 1982, in press.
14. T. de Jong, A. Dalgarno and W. Boland, Astron. Astrophys. **91**, 68 (1980).
15. J.M. Greenberg, in Molecules in the Galactic Environment, eds. M.A. Gordon and L.E. Snyder, J. Wiley and Sons, N.Y., 1973, p. 94.
16. J.M. Greenberg, in Stars and Star Systems, ed. B.E. Westerlund, Reidel, Dordrecht, 1979, p. 177.
17. L. d'Hendecourt, L.J. Allamandola, F. Baas and J.M. Greenberg, Astron. Astrophys. (1982) in press.
18. A.W. Schwartz and A.B. Voet, Private communication
19. D.A. Allen and D.T. Wickramasinghe, Nature **94**, 539 (1981).
20. C.E.P.M. van de Bult, L.J. Allamandola and J.M. Greenberg, A laboratory analysis in progress.
21. F. Hoyle, M.C. Wickramasinghe, S. Al-Mufit, A.H. Olavesen and D.T. Wickramasinghe, Astrophys. Sp. Sci. (1982) in press.
22. Work in collaboration with Professor H.J. de Jong, Leiden.
23. F.M. Johnson, in Interstellar Grains, eds. J.M. Greenberg and T.P. Roark, NASA SP-140, 1967, p. 229.
24. J.M. Greenberg, in Comets, ed. L. Wilkening (Univ. of Arizona Press), 1982, p. 131.
25. W. Hagen, A.G.G.M. Tielens and J.M. Greenberg, Astron. Astrophys. (1982) accepted for publication.
26. A.G.G.M. Tielens and W. Hagen, Astron. Astrophys. (1982) submitted.
27. D.G. Ashworth, in Cosmic Dust, ed. J.A.M. McDonnell, (J. Wiley & Sons), 1978, p. 427.
28. C. Ponnampuruma, ed. Comets and the Origin of Life, (Reidel, Dordrecht), 1981.
29. B.J. Bok, Scientific American, March, 1981.
30. R.J. Talbot, Jr. and M.J. Newman, Astrophys. J. Supplement **34**, 295 (1977).
31. D. Brownlee, in Cosmic Dust, ed. J.A.M. McDonnell, J. Wiley, N.Y., 1978, p. 295.